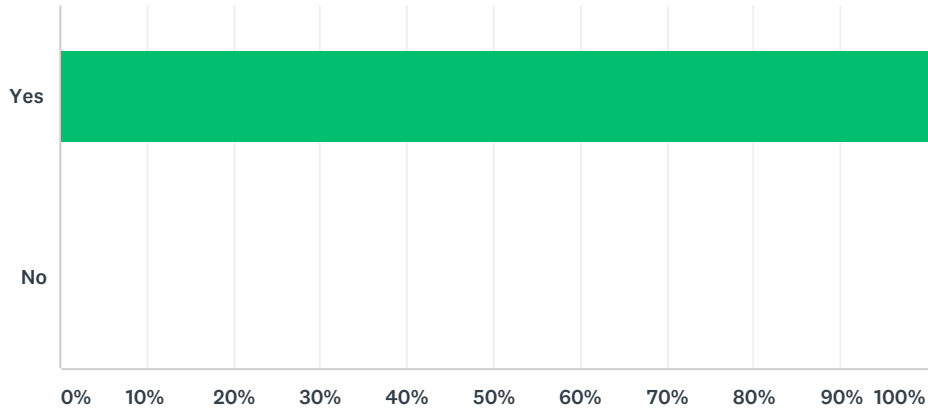


Q1 Are you 18 or older?

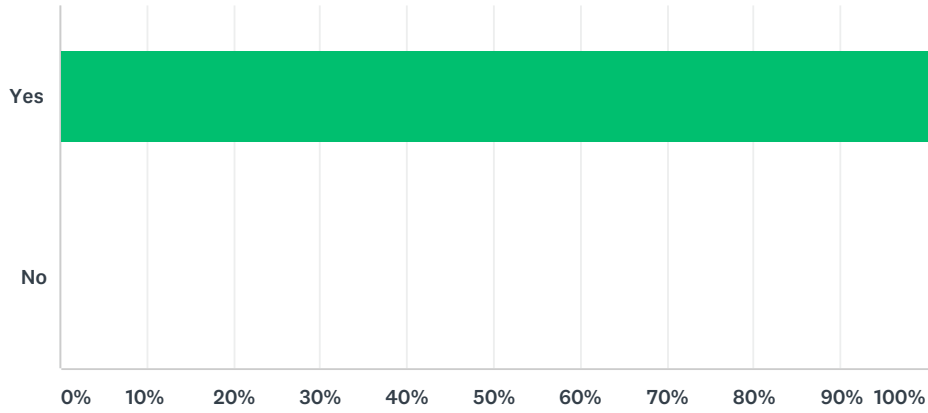
Answered: 387 Skipped: 0



ANSWER CHOICES	RESPONSES	
Yes	100.00%	387
No	0.00%	0
TOTAL		387

Q2 Has your child been bullied?

Answered: 387 Skipped: 0



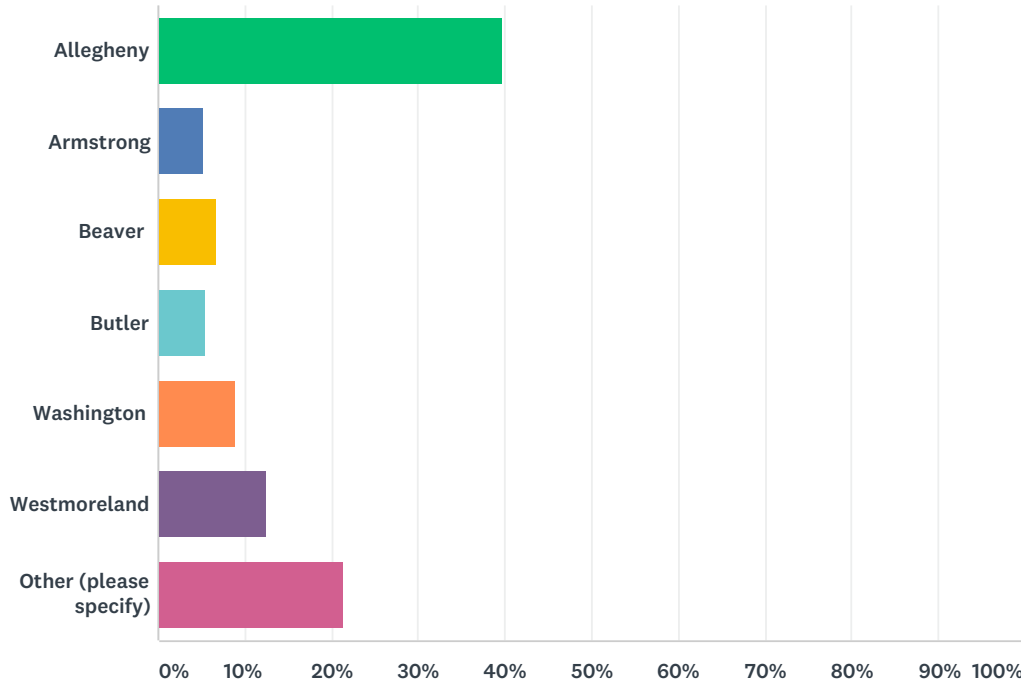
ANSWER CHOICES	RESPONSES	
Yes	100.00%	387
No	0.00%	0
TOTAL		387

Q3 What school district (or private school) does your child attend?

Answered: 377 Skipped: 10

Q4 What county is your school district (or private school) in?

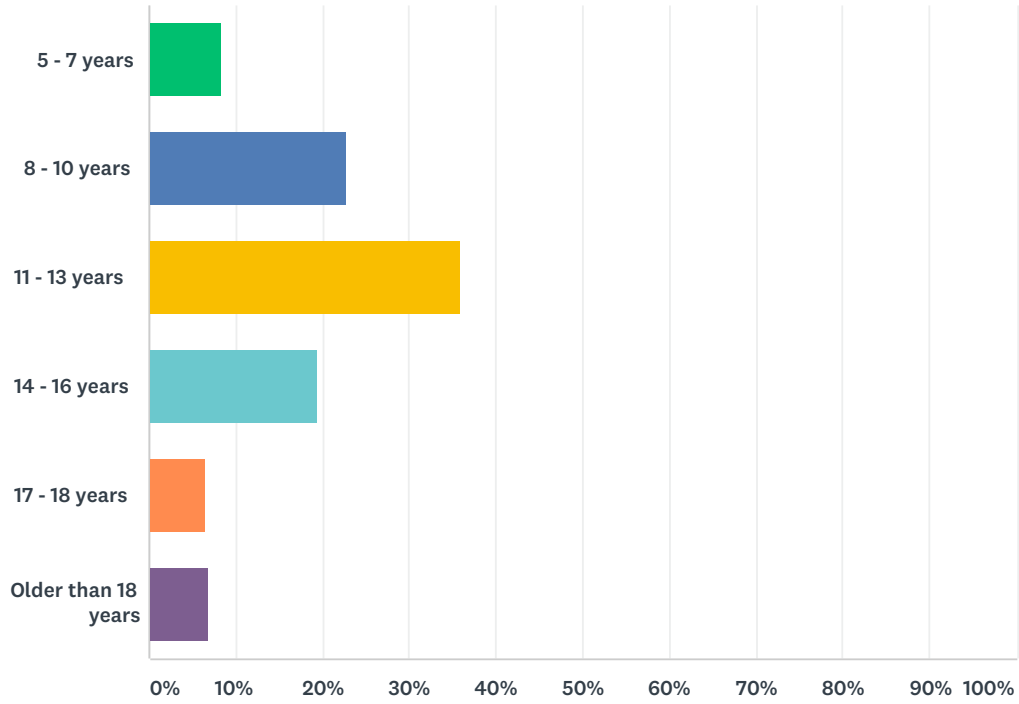
Answered: 385 Skipped: 2



ANSWER CHOICES	RESPONSES	
Allegheny	39.74%	153
Armstrong	5.19%	20
Beaver	6.75%	26
Butler	5.45%	21
Washington	9.09%	35
Westmoreland	12.47%	48
Other (please specify)	21.30%	82
TOTAL		385

Q5 How old is your child?

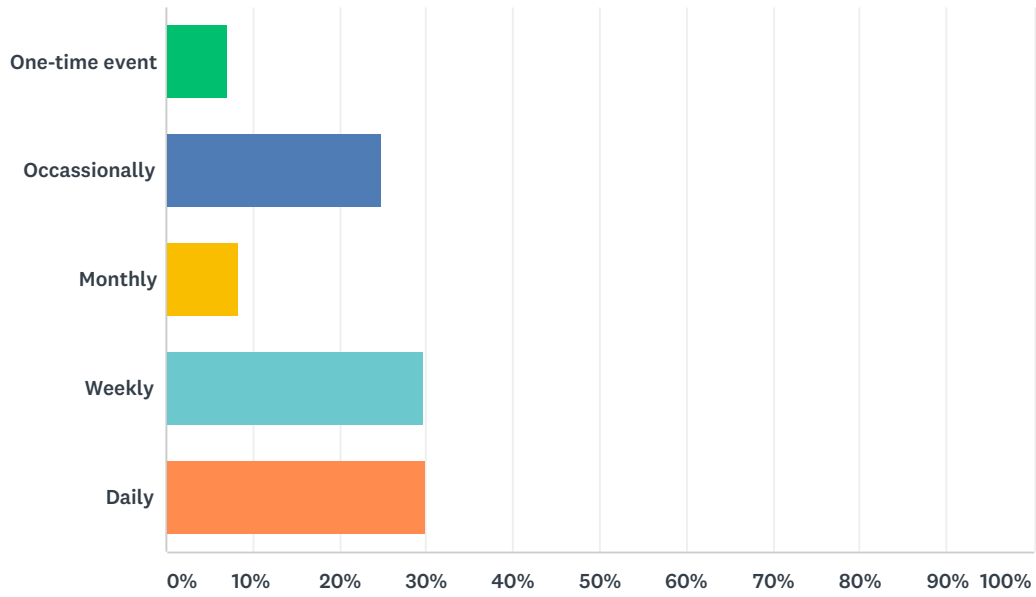
Answered: 386 Skipped: 1



ANSWER CHOICES	RESPONSES	
5 - 7 years	8.29%	32
8 - 10 years	22.80%	88
11 - 13 years	36.01%	139
14 - 16 years	19.43%	75
17 - 18 years	6.48%	25
Older than 18 years	6.99%	27
TOTAL		386

Q6 How often is your child bullied?

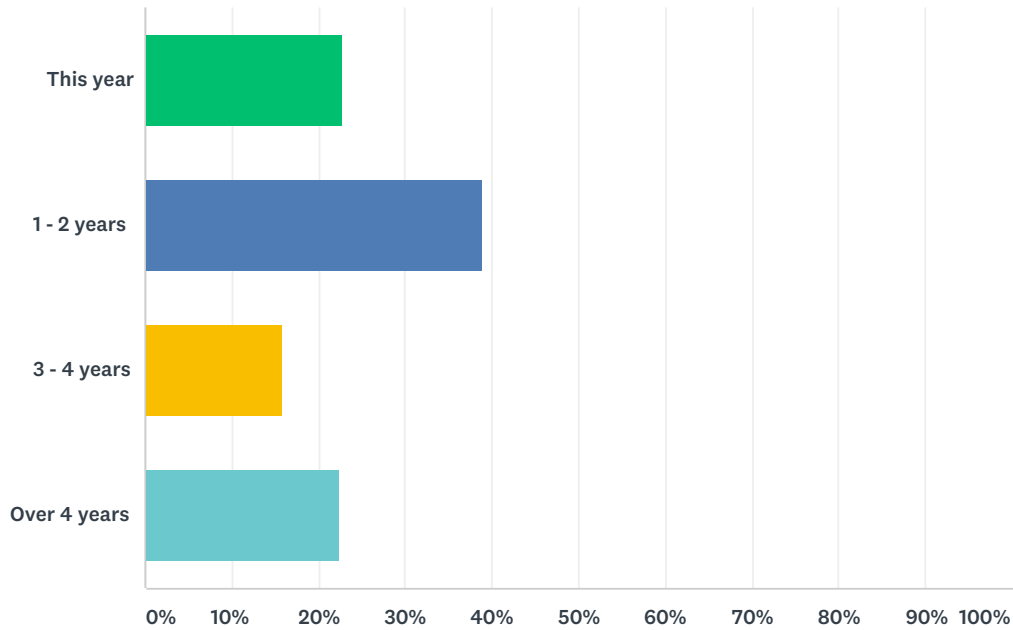
Answered: 384 Skipped: 3



ANSWER CHOICES	RESPONSES
One-time event	7.03% 27
Occassionally	25.00% 96
Monthly	8.33% 32
Weekly	29.69% 114
Daily	29.95% 115
TOTAL	384

Q7 How long has your child been bullied?

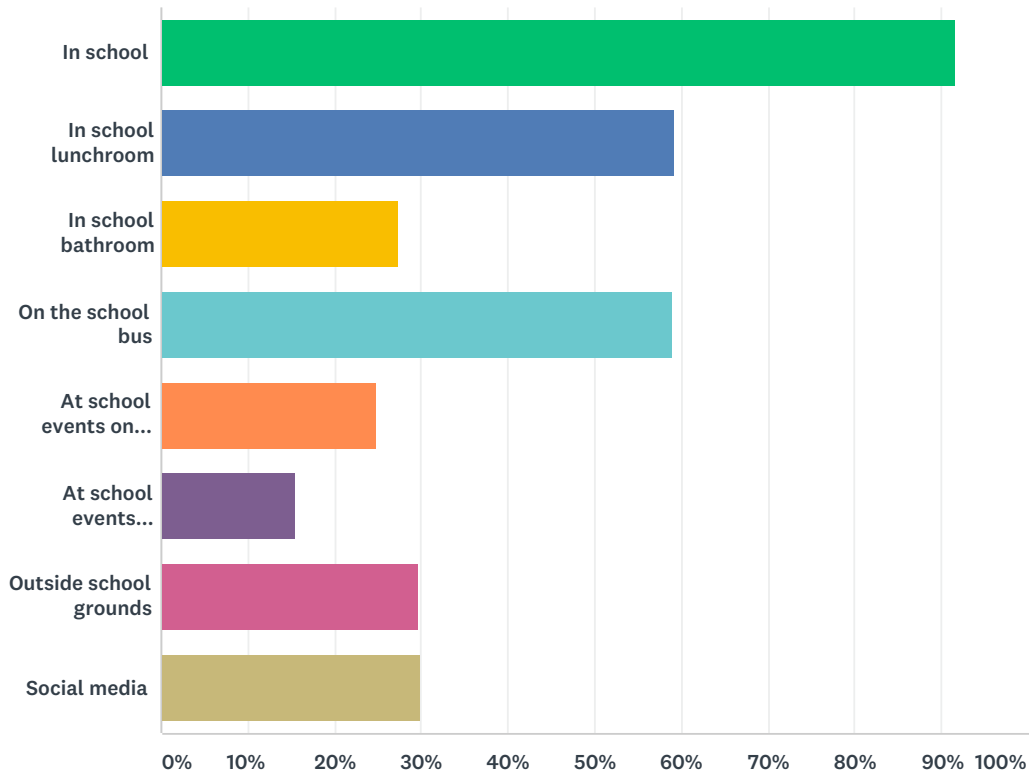
Answered: 383 Skipped: 4



ANSWER CHOICES	RESPONSES	
This year	22.72%	87
1 - 2 years	38.90%	149
3 - 4 years	15.93%	61
Over 4 years	22.45%	86
TOTAL		383

Q8 Where has your child been bullied? (Check all that apply)

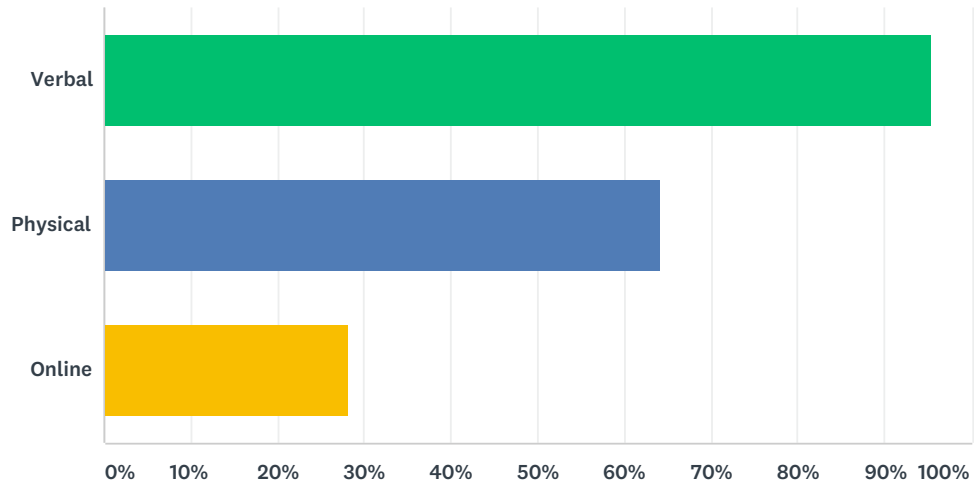
Answered: 387 Skipped: 0



ANSWER CHOICES	RESPONSES	
In school	91.73%	355
In school lunchroom	59.17%	229
In school bathroom	27.39%	106
On the school bus	58.91%	228
At school events on campus (such as athletics, theater, activities, etc.)	24.81%	96
At school events off-campus (such as athletics, competitions, etc.)	15.50%	60
Outside school grounds	29.72%	115
Social media	29.97%	116
Total Respondents: 387		

Q9 How has your child been bullied? (Check all that apply)

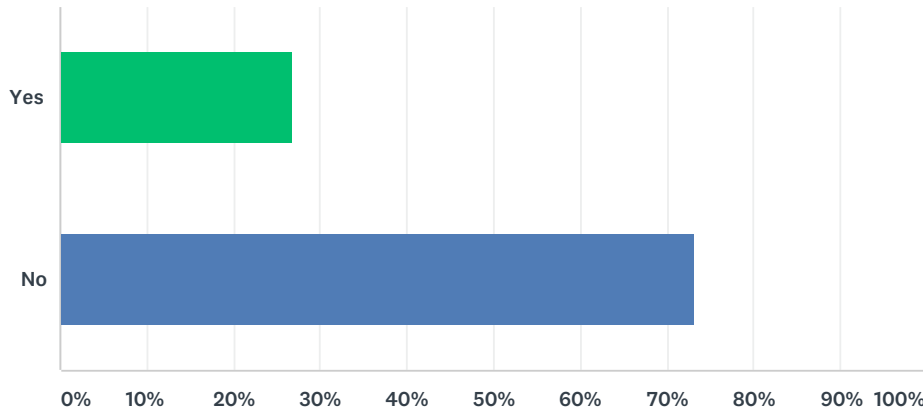
Answered: 386 Skipped: 1



ANSWER CHOICES	RESPONSES	
Verbal	95.34%	368
Physical	64.25%	248
Online	28.24%	109
Total Respondents: 386		

Q10 Has your child ever needed medical attention due to a bullying incident?

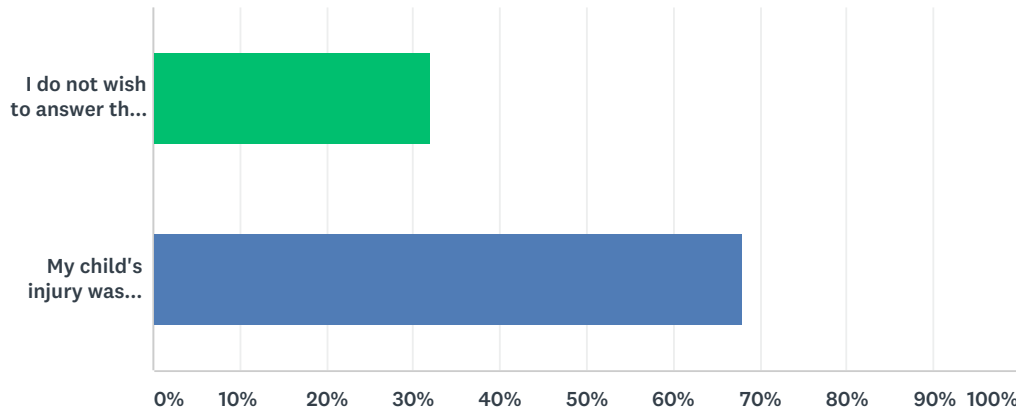
Answered: 386 Skipped: 1



ANSWER CHOICES	RESPONSES	
Yes	26.68%	103
No	73.32%	283
TOTAL		386

Q11 If you answered yes, what was your child's injury?

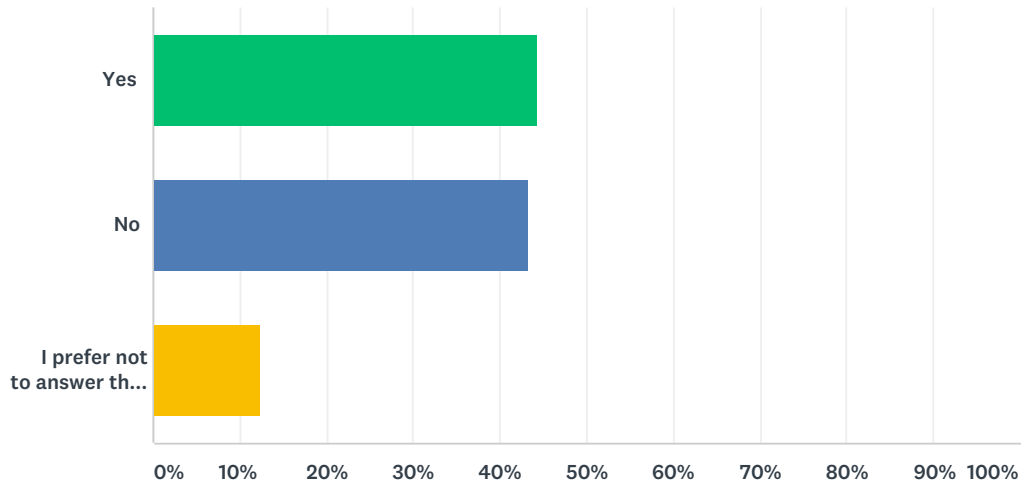
Answered: 103 Skipped: 284



ANSWER CHOICES	RESPONSES	
I do not wish to answer this question	32.04%	33
My child's injury was...	67.96%	70
TOTAL		103

Q12 Has your child ever received counseling as a result of bullying?

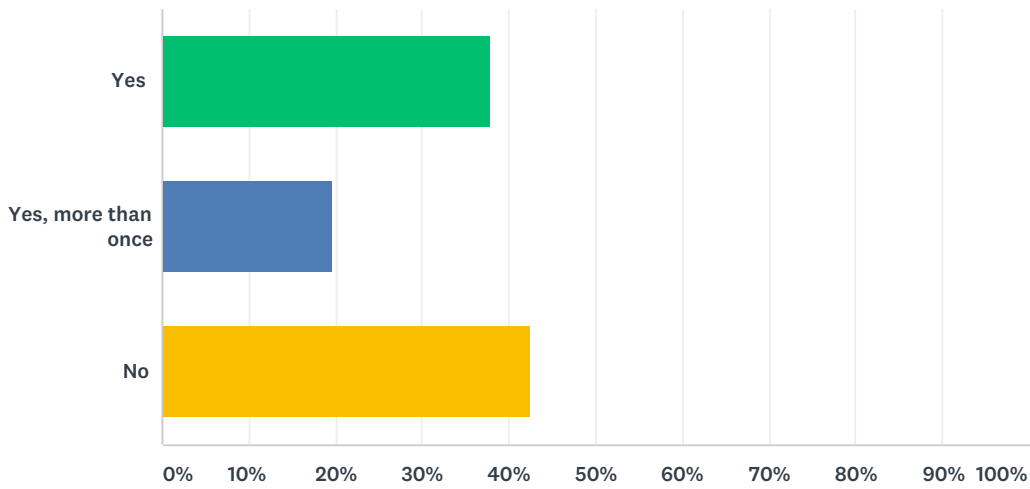
Answered: 386 Skipped: 1



ANSWER CHOICES	RESPONSES	
Yes	44.30%	171
No	43.26%	167
I prefer not to answer this question	12.44%	48
TOTAL		386

Q13 Has your child ever been punished for a bullying event—even though they were the ones being bullied?

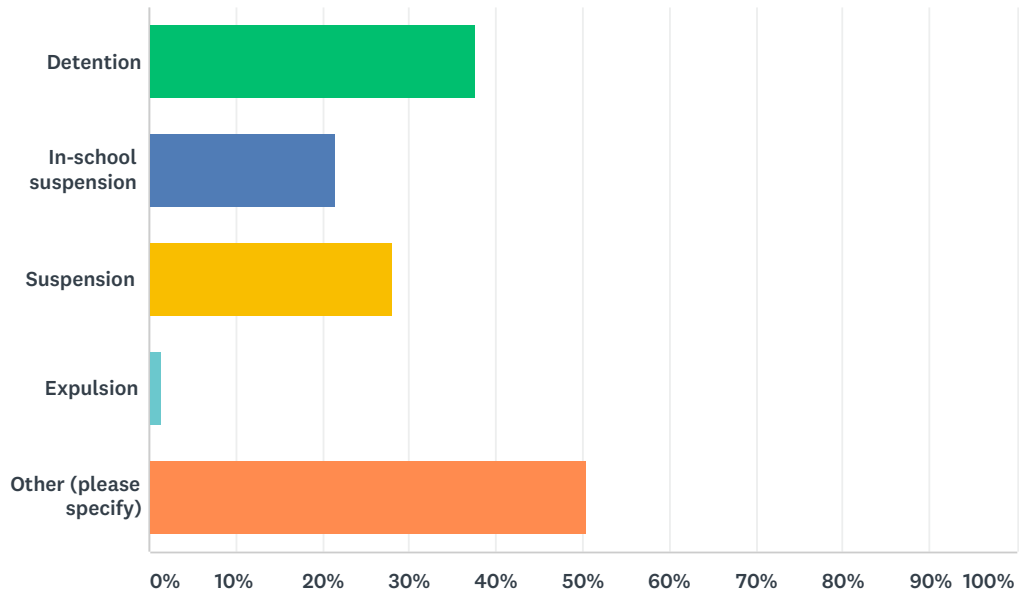
Answered: 386 Skipped: 1



ANSWER CHOICES	RESPONSES	
Yes	37.82%	146
Yes, more than once	19.69%	76
No	42.49%	164
TOTAL		386

Q14 What was the punishment? (If more than once, check all that apply)

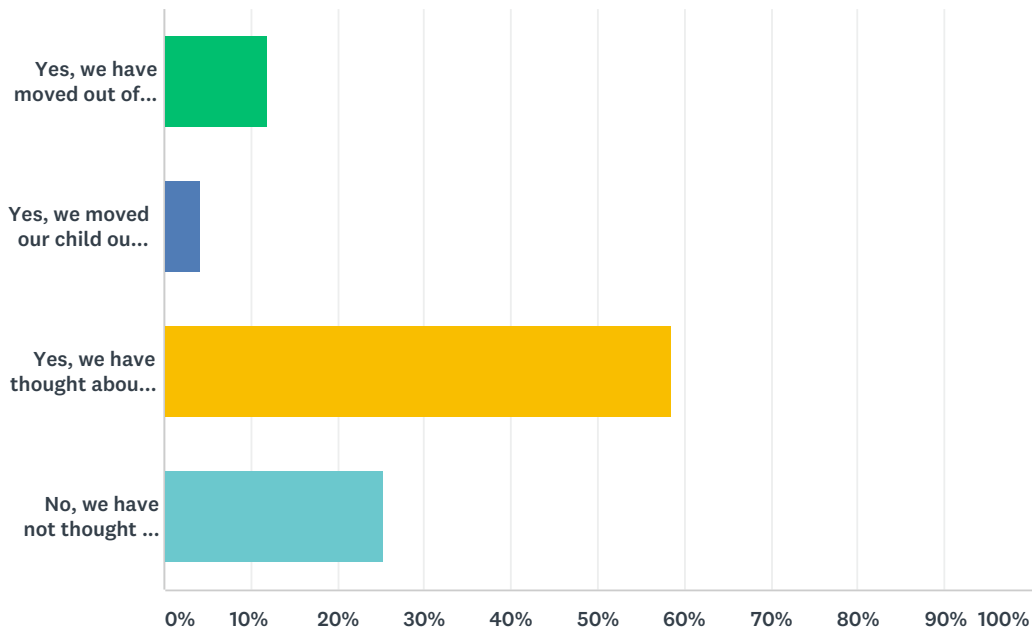
Answered: 218 Skipped: 169



ANSWER CHOICES	RESPONSES	
Detention	37.61%	82
In-school suspension	21.56%	47
Suspension	27.98%	61
Expulsion	1.38%	3
Other (please specify)	50.46%	110
Total Respondents: 218		

Q15 Have you ever thought of leaving the district (or private school) as a result of the bullying issues?

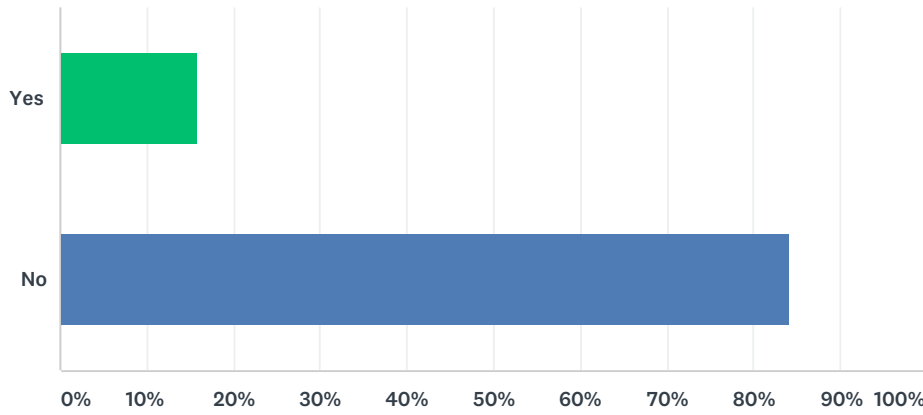
Answered: 386 Skipped: 1



ANSWER CHOICES	RESPONSES	
Yes, we have moved out of the district	11.92%	46
Yes, we moved our child out of the private school	4.15%	16
Yes, we have thought about it	58.55%	226
No, we have not thought of it	25.39%	98
TOTAL		386

Q16 Have you ever sought litigation as a result of a bullying incident?

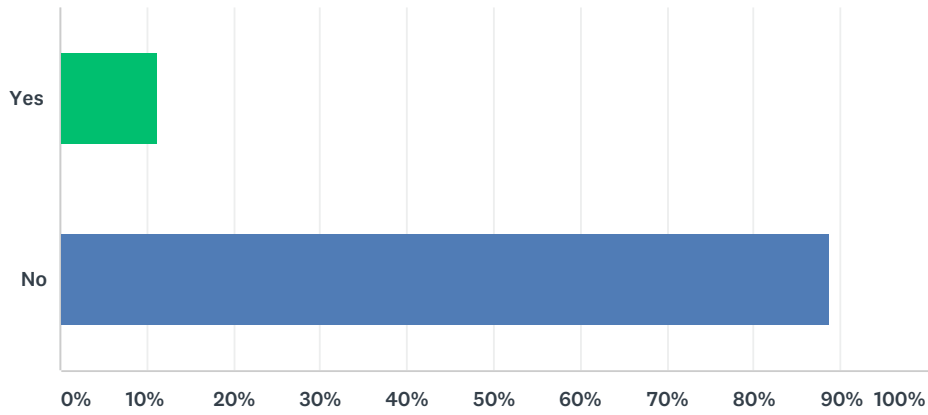
Answered: 386 Skipped: 1



ANSWER CHOICES	RESPONSES	
Yes	15.80%	61
No	84.20%	325
TOTAL		386

Q17 Do you feel the school district is doing enough to help your child?

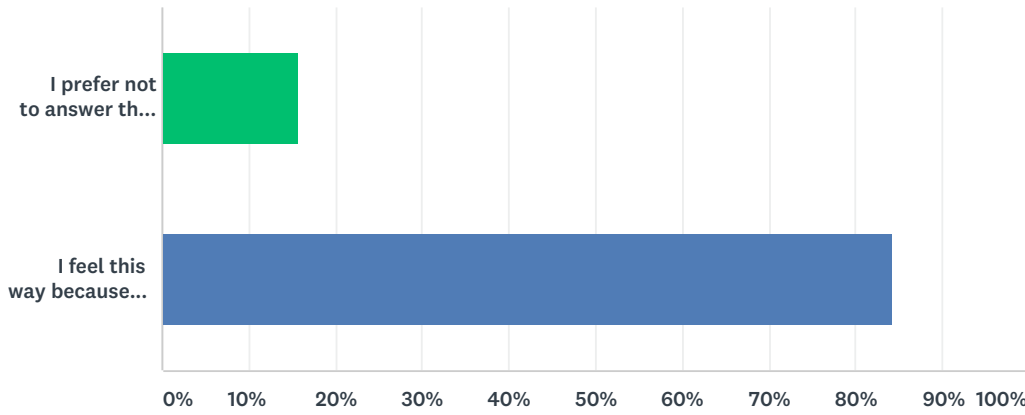
Answered: 383 Skipped: 4



ANSWER CHOICES	RESPONSES	
Yes	11.23%	43
No	88.77%	340
TOTAL		383

Q18 If you answered no, please explain why you feel this way

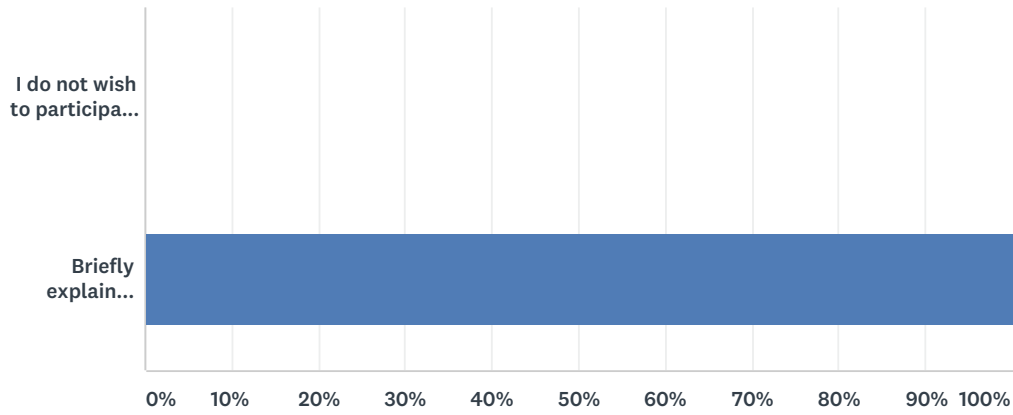
Answered: 338 Skipped: 49



ANSWER CHOICES	RESPONSES	
I prefer not to answer this question	15.68%	53
I feel this way because...	84.32%	285
TOTAL		338

Q19 Please share an instance where your child was bullied?

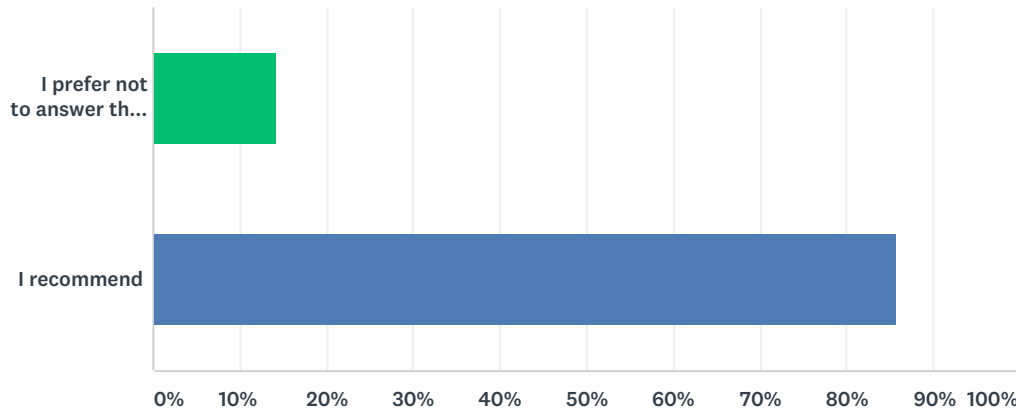
Answered: 387 Skipped: 0



ANSWER CHOICES	RESPONSES	
I do not wish to participate in this question	0.00%	0
Briefly explain incident	100.00%	387
TOTAL		387

Q20 What could your district do to improve bullying problems?

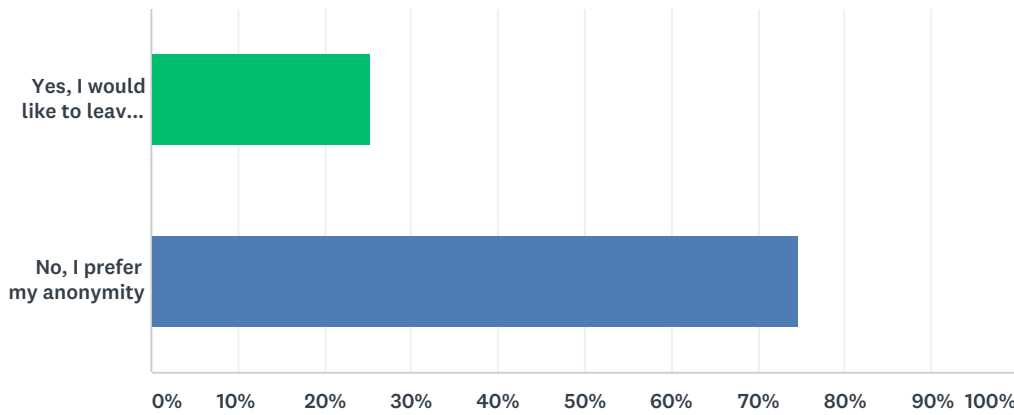
Answered: 380 Skipped: 7



ANSWER CHOICES	RESPONSES	
I prefer not to answer this question	14.21%	54
I recommend	85.79%	326
TOTAL		380

Q21 If you would like to speak with KDKA further, are you willing to provide your contact information?

Answered: 383 Skipped: 4



ANSWER CHOICES	RESPONSES	
Yes, I would like to leave my contact information	25.33%	97
No, I prefer my anonymity	74.67%	286
TOTAL		383

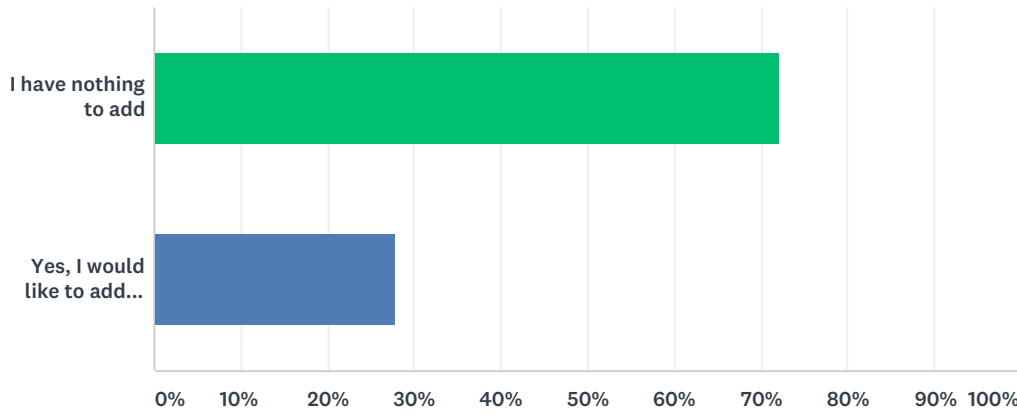
Q22 You have opted to speak further with KDKA. Great! Thank you! Please provide your contact information, so that our "KDKA Investigates" team may reach out to you. (To be clear, answering this question is not a guarantee that we will contact you.) If you have changed your mind, you are not obligated to answer this question. Just click on "NEXT" to continue the survey.

Answered: 92 Skipped: 295

ANSWER CHOICES	RESPONSES	
Name	100.00%	92
Company	0.00%	0
Address	0.00%	0
Address 2	0.00%	0
City/Town	0.00%	0
State/Province	0.00%	0
ZIP/Postal Code	0.00%	0
Country	0.00%	0
Email Address	96.74%	89
Phone Number	91.30%	84

Q23 Is there anything you would like to add?

Answered: 381 Skipped: 6



ANSWER CHOICES	RESPONSES	
I have nothing to add	72.18%	275
Yes, I would like to add...	27.82%	106
TOTAL		381