

M I A M I

DOLPHINS

2010 MEDIA GUIDE



2010 SCHEDULE

PRESEASON

DATE	OPPONENT	TIME	NETWORK
SAT., AUG. 14	TAMPA BAY BUCCANEERS	7:00 P.M.	WFOR
Sat., Aug. 21	at Jacksonville Jaguars	7:30 P.M.	WFOR
FRI., AUG. 27	ATLANTA FALCONS	7:00 P.M.	WFOR
Thus., Sept. 2	at Dallas Cowboys	8:00 P.M.	WFOR

REGULAR SEASON

Sun., Sept. 12	at Buffalo Bills	1:00 P.M.	CBS
Sun., Sept. 19	at Minnesota Vikings	1:00 P.M.	CBS
SUN., SEPT. 26	NEW YORK JETS	8:20 P.M.	NBC
MON., OCT. 4	NEW ENGLAND PATRIOTS	8:30 P.M.	ESPN
SUN., OCT. 10	BYE WEEKEND		
Sun., Oct. 17	at Green Bay Packers	1:00 P.M.	CBS
SUN., OCT. 24	PITTSBURGH STEELERS	1:00 P.M.	CBS
Sun., Oct. 31	at Cincinnati Bengals	1:00 P.M.	CBS
Sun., Nov. 7	at Baltimore Ravens	1:00 P.M.	CBS
SUN., NOV. 14	TENNESSEE TITANS	1:00 P.M.	CBS
THURS., NOV. 18	CHICAGO BEARS	8:20 P.M.	NFLN
Sun., Nov. 28	at Oakland Raiders	4:05 P.M.#	CBS
SUN., DEC. 5	CLEVELAND BROWNS	1:00 P.M.#	CBS
Sun., Dec. 12	at New York Jets	4:15 P.M.#	CBS
SUN., DEC. 19	BUFFALO BILLS	1:00 P.M.#	CBS
SUN., DEC. 26	DETROIT LIONS	1:00 P.M.#	FOX
Sun., Jan. 2	at New England Patriots	1:00 P.M.#	CBS

All Starting Times are Eastern Time

Game whose kickoff time can potentially be moved, including 8:15 p.m. on NBC-TV.

DEDICATION

The 2010 Miami Dolphins Media Guide is dedicated to the memory of former Dolphins defensive tackle Norman Hand, linebacker Nick Rogers and safety Jarvis Williams.

Hand, who passed away May 14, 2010, at the age of 37, was a fifth-round draft choice of the Dolphins in 1995 from the University of Mississippi and played with the team from 1995-96. He went on to play with the Saints, Chargers, Seahawks and Giants during his ten-year NFL career.

Rogers died in a car crash on May 4, 2010, at age 30. He played in NFL from 2002-05 with Minnesota, Green Bay and Indianapolis before closing his career in 2005, when he played with the Dolphins.

Williams, who passed away on May 25, 2010, at the age of 45, was selected by the Dolphins in the second round (42nd overall) of the 1988 NFL Draft. He played in 91 games with 83 starts at safety for the Dolphins from 1988-93. Overall with the Dolphins, Williams recorded 14 interceptions, including one he returned 42 yards for a touchdown in 1990. He played his final NFL season for the N.Y. Giants in 1994.

CREDITS

The 2010 Miami Dolphins Media Guide was written and edited by Harvey Greene, Fitz Ollison and Jason Jenkins and published by Scott Stone and Rodney Wood. Special thanks to Gayle Baden, Calder Hynes, Derek Volner, the Pro Football Hall of Fame and the Elias Sports Bureau for their help and assistance. Editors Emeritus include Jeff Blumb, "Fudge" Browne, Charlie Callahan, Beano Cook, Tom Grimes, Neal Gulkis, Mike Hanson, Dick Horning, Bob Kearney, Seth Levit, Arthur Mickelson, Chip Namias, Michael Pehanich, Mike Rathet and Eddie White. Photography by Dave Cross, Denis Bancroft and Kelly Gavin and printing by Franklin Communications.





Miami Dolphins.com

INDEX

- A -

All-Community Team	12
Attendance, Distributed, Actual and Paid	470-472
Attendance, Season Tickets and Preseason	472

- B -

Biographies	
Assistant Coaches	36-54
Dee, Mike	19
Directors and Partners	18
Executives	23-31
Football Operations	55-67
Parcells, Bill	20-22
Players	
Draft Choices	250-259
Free Agents	259-266
Veterans	88-250
Ross, Stephen M.	17
Sparano, Tony	32-35

- C -

Cheerleaders	68
Comebacks, Largest	465
Community, Dolphins in the	8-11
Crowds, Dolphins' 10 Largest	470

- D -

Dates, NFL Important for 2010-14	628
Directory, Ownership and Staff	13-16
Dolphins Are Among The Best	84-85
Dolphins Facts, Index of	284
Dolphins Name	126
Dolphins = Winners	85-87
Dolphins on the Air	625-626
Draft, All-Time (1966-2010)	599-607
Draft, All-Time By Position	607
Draft, First Round By Position	607

- F -

Free Agency, Plan B	612-613
Free Agents	613-615

- G -

Gallery of Legends	573
Game-By-Game Starters, 2009	292-293
Game-By-Game Statistics, 2009	286-292
Game-By-Game Summaries, 2009	295-312
Game-By-Game Summaries, 2009 Preseason	325-329
Game Status, 2009	294

- H -

Hall of Fame, Dolphins In	560-575
Historical Highlights	473-499
Honors	548-554

- L -

Last Time (Playoffs)	546-547
Last Time (Regular Season)	453-455
Leaders, All-Time	417-431
Leaders, Year-By-Year	455-462
League Leaders, Dolphins	559-560
Logo, Dolphins	94

- M -

Margins, Largest of Victory and Defeat	466
Media Information	626-628
Media Web Site	446
Medical Glossary	629-632
Miami Dolphins Foundation	6-7

- N -

NFL Man of the Year, Dolphins	87
Numbers, Dolphins By The	595-599

- O -

Opponents, 2010	618-625
Opponents, All-Time Vs.	320
Orange Bowl	69
Outstanding Performances, Dolphins	435-441
Outstanding Performances, Opponents.....	447-453
Overtime, Dolphins In	464-465

- P -

Performance Awards.....	554-557
Players of the Week & Month, AFC/NFL	557-558
Playoff History.....	500-533
Playoff Leaders, All-Time	542-545
Playoff Records, Dolphins Individual	534-537
Playoff Records, Dolphins Team	537-539
Playoff Records, Opponents	540-541
Preseason, All-Time Results	329-333
Preseason, Miami In	320-321
Prime Time Dolphins	468-469
Pro Bowl Selections	550
Pronunciation Guide	270

- R -

Rankings, 2009 NFL	285
Record, Home and Away	466-467
Record, Month-By-Month	467
Records, Dolphins Head Coaches.....	
Records, Dolphins Individual	392-408
Records, Dolphins Starting QBs	615
Records, Dolphins Team	408-416
Records, Opponents Individual.....	442-445
Retired Jerseys	576
Roster Moves, 2009-10.....	312-314
Roster, 2010 Rookie and First-Year	270-271
Roster, 2010 Numerical	267
Roster, 2010 Positional	272
Roster, 2010 Veteran	268-269
Roster, All-Time Players and Coaches	577-593

- S -

Schedule, 2010 Dolphins	1
Schedule, 2010 NFL	616-617
Season Leaders, Top Twenty	431-434
Series Records	314-319
Service, Length of	594
Statistical Bests, 2009	278-284
Statistics, 2009 Dolphins	273-277
Statistics, 2009 Preseason	321-325
Sun Life Stadium	70-78
Sun Life Stadium Parking Map	79

- T -

T.D. Biography	69
Three Fundamental Commitments To Our Fans.....	16
Ticket Information.....	80
Top Tens, Opponents	446
Trades (1966-2010).....	608-612
Training Facility, Dolphins.....	81-82

- W -

Warmest/Coldest Games	434
What To Look For in 2010.....	83-84
Where They've Come From	594

- Y -

Year-By-Year, Offense and Defense	462-463
Year-By-Year Scores.....	334-347
Year-By-Year Statistics (1966-2009)	348-391

MIAMI DOLPHINS FOUNDATION

The Miami Dolphins organization believes that a sports franchise should be measured not only by its performance on the field, but by its performance in the community. To that end, the team created the Miami Dolphins Foundation in 1995. MDF is devoted to creating and supporting signature education, physical fitness, volunteer and youth athletic programs that inspire and engage communities throughout Florida.

Under the stewardship of majority owner Stephen Ross, the MDF has reached new levels of community and philanthropic giving. In 2009, MDF donated nearly one million dollars, and, since its inception, has distributed more than \$20 million.

The Foundation's mission is divided into four general categories, including education, volunteerism, youth athletic programs and physical fitness. Under these categories, the team supports several programs that impact fans all over South Florida.

The team recognizes that sports figures are often considered role models and takes that responsibility seriously. The Dolphins have the resources and ability to bring attention and funding to needs in the community, and they also have the ability to motivate others to donate their own valuable time and money. Often, the presence of a player or cheerleader or the team's mascot, T.D., can mean even more than a check and the Dolphins use community appearances to not only raise dollars for worthwhile organizations but to draw attention to them as well. Dolphins players – many of whom call South Florida home – and alumni like Nat Moore and Twan Russell, work daily to ensure the Dolphins have a positive presence across the state. By the end of 2009, members of the Dolphins organization had made more than 800 appearances and touched the lives of over 650,000 people.

The Dolphins are also passionate about motivating fans to get involved in their own communities. Early in 2010, MDF launched the Special Teams volunteer unit during the NFL draft. During the draft, the team held a first of its kind telethon with its network partner, CBS-4, to raise volunteer hours for the new program. In the three days of the draft and telethon, fans contributed nearly 30,000 hours of "sweat equity" to help various foundation projects in South Florida. As of July 2010, over 800 individuals have pledged more than 40,000 volunteer hours towards the Special Teams efforts.

Near the end of 2009, the Dolphins held their inaugural "Touchdown For Life" blood drive at Sun Life Stadium and broke the record for one-day collection in Florida with more than 1,000 participants. MDF intends to grow and promote its blood drive program to support critical health care organizations throughout the state.

As part of MDF's health and fitness initiative, the team supports the Dolphins Academy and Dol-Fit initiatives led by former Dolphins linebacker and Fort Lauderdale native, Twan Russell. These programs provide physical fitness opportunities for children, teach them the fundamentals of football and instill the importance of exercise, eating healthy and making positive choices. MDF hosts youth events at the stadium, the training facility in Davie and at schools across the state. In total, these programs have impacted more 350,000 boys and girls since 2006.

Through its new partnership with Sun Life, the Dolphins have introduced the Rising Star program, a joint education initiative that will award \$50,000 grants to four organizations and



The Miami Dolphins Foundation and the Sun Life Financial Haiti Relief Fund traveled to the earthquake ravaged country.



Jeanette Sparano at the Miami Dolphins Foundation's Junior Achievement Storefront.



Former Dolphins Sean Hill and Nat Moore were among the contingent of the Dolphins Special Teams volunteers who traveled to Haiti.



Jason Ferguson and Lousaka Polite joined Rooms To Go executive Warren Kornblum to distribute furniture to a family in need.



Greg Camarillo was among the dozens of Dolphins who took part in the Miami Dolphins Touchdown For Life Blood Drive.

reward one college-bound student from each with a \$5,000 scholarship.

Both on the field and off, the Miami Dolphins organization stands for commitment, discipline and teamwork. The team puts this attitude into action with these and other MDF initiatives and is proud to say that these efforts have led to visible results in our neighboring communities. Miami Dolphins fans are crucial to the team's work and can participate in a variety of ways:

BECOME A SPECIAL TEAMS VOLUNTEER:

Join the nearly 1,000 MDF volunteers as they tackle charitable projects and issues all over South Florida.

BE A PART OF THE TEAM DURING THE ANNUAL MIAMI DOLPHINS FOUNDATION FINSWEEKEND:

MDF Fishing Tournament Presented by eDiets.com – Current players, alumni and coaches join avid fishermen for a full day of fun and deep-sea fishing. The event includes a Captain's Party and an Awards Dinner featuring live and silent auctions. The 14th annual event raised more than \$300,000 for MDF programs. The Junior Anglers Clinic Presented by Publix is held prior to the event with kids from the Boys and Girls Club of Broward County.

MDF Golf Tournament Presented by Hublot – The Miami Dolphins Foundation Golf Tournament is held annually during the MDF FinsWeekend and benefits the Miami Dolphins Foundation. Each year, current and former players and coaches participate in the tournament, which has raised nearly \$2 million. The event also included a Golf Pairings Party and 2009 Team Awards Presented by Sun Life Financial.

DONATE MONEY AND WIN EXCITING DOLPHINS SIGNATURE ITEMS WITH THE DOLPHINS AUCTIONS:

Dolphins players lend more than 400 signatures on items that are auctioned off on www.dolphins.com to raise money for Miami Dolphins Foundation programs. In addition to the autographed memorabilia, fans have the opportunity to bid on game-used items and unique game-day experiences.

SHOW-OFF YOUR DOLPHINS LICENSE PLATES:

Fans show their love of the team and help support Miami Dolphins Foundation programs with the purchase of Miami Dolphins license plates. From each license plate purchase, \$2.50 is contributed to MDF programs. Annually, the sale of these custom license plates helps to raise more than \$50,000 for foundation initiatives.



Chad Henne shows a child from the Boys and Girls Club of Broward County how to fish at the Junior Angler's Clinic presented by Publix.



Brian Hartline, showing off his catch, was one of many players and alumni who hit the open seas at the Miami Dolphins Foundation Fishing Tournament presented by eDiets.com.



Dolphins owner Stephen Ross, Jake Long and others hit the links at the Miami Dolphins Foundation Golf Tournament presented by Hublot.



MIAMI DOLPHINS
FOUNDATION

MIAMI DOLPHINS IN THE COMMUNITY

The Miami Dolphins take great pride in playing an active role in the South Florida community. By lending support to both civic and community based charitable causes, the Dolphins are able to make an impact in the lives of those who need it the most. The assistance that the Dolphins are able to provide comes from the teamwork of coaches, players, alumni, cheerleaders, T.D. (the Dolphins' mascot) and front office personnel working together toward the common goals of helping those in need and supporting the community that has always been there to support the Miami Dolphins.

When the final chapter of 2009 was written, members of the Dolphins organization made more than 800 community appearances totaling over 2,736 hours and reaching 673,894 of our fellow Floridians. The team said yes to more than 99-percent of the requests it received from charitable organizations and distributed 2,600 donations throughout the state.

EDUCATIONAL PARTNERSHIPS

The Miami Dolphins understand that the education of the youth of South Florida is of utmost importance. For this reason, the Dolphins have partnered with both Broward and Miami-Dade County Public Schools on several extensive programs. In 2008, the Miami Dolphins received the Commissioner of Education Awards for their partnerships with Miami-Dade and Broward County Public Schools.

"Sunland Park appreciates the selfless and exciting things the Miami Dolphins have and continue to do for our children. They have embraced Sunland Park and impacted our community as well. We are truly blessed by their partnership. They have served as a motivational tool for students to strive towards academic and behavioral success." - Shawn Allen, Principal at Sunland Park Elementary

Student of the Week Program – The Miami Dolphins honor a selected student from each of their partner schools at all of the team's regular season home games. The students are selected by their principals and teachers for their citizenship and classroom achievements. In recognition of their accomplishments, they are presented with a plaque during an on-field presentation. Publix also donates a \$25 gift certificate to each Student of the Week.

"Through the Student of the Week program, the Dolphins have provided a flexible and powerful tool for our schools to motivate their students. We are grateful for the strong commitment the Dolphins have shown to the students of Broward County" - Janet Del Pinal, Community Involvement Broward Public Schools

Teacher of the Year Awards – One teacher from each partner school is selected as a Teacher of the Year and is recognized for their accomplishments during a pre-game, on-field presentation.

Miami Dolphins Foundation Scholarship – A \$2,000 scholarship is awarded annually to both a Miami Carol City High School and Miramar High School senior who demonstrates strong community service along with a solid academic performance. A \$1,000 honorable mention scholarship is also awarded.

Summer Reading Program at the Libraries – The Miami Dolphins are the first team to partner with the entire State of Florida Library System for the Summer Reading Program. The



Jake Long, one of many Dolphins who frequently visit schools and libraries, reads to a group of children as part of the Most Valuable Reader Program.



CEO Mike Dee hands out plaques to Student of the Week winners before a home game.



Ronnie Brown participates in the Miami Dolphins Foundation Summer Reading program.



Greg Camarillo visits Nova Blanche Forman Elementary School and speaks with students about the importance of giving back to the community.

Miami Dolphins also partner locally with the Miami-Dade Libraries, Broward Libraries and Palm Beach County Public Libraries for the summer reading program. Each year, the club extends its support which includes funding reading incentives such as posters, signed hats and footballs and Miami Dolphins teddy bears signed by the Dolphins players. The Miami Dolphins Foundation sponsors bags which kids color and design football-themed artwork for prizes. Books are also distributed state-wide to kids for summer reading prizes sponsored by the Miami Dolphins Foundation.

Dolphins players, alumni and cheerleaders make appearances at local libraries in both Broward and Miami-Dade counties in conjunction with their summer reading programs. In addition, the Dolphins offer prizes to the kids including tickets and a VIP experience for the top winners to attend training camp practice as a VIP for the day. The team also sponsors Broward's summer reading game, which is distributed to 20,000 children. The Miami Dolphins Foundation sponsors the programs.

Most Valuable Reader – The Miami Dolphins have joined forces with local libraries and schools in encouraging South Florida's youth to read by developing the Most Valuable Reader Program. This year-round initiative provides incentives for children to read. Kids have the chance to read books in exchange for the opportunity to attend a Dolphins home game. Other events at the libraries include Teen Read Week, Children's Book Week and the Books & Bears program.

"When many families could not afford summer camps this year, and were looking for free activities in their community to engage their kids, the library and the Miami Dolphins - with the new and improved Dolphins Reading Game and prizes - were there. Record crowds of kids flocked to our libraries in 2009 for the Summer Reading Program" - Katy Mullon, Specials Events Coordinator Youth Services, Broward County Library

Commit 2B Fit – The Miami Dolphins have teamed up with the Commit 2B Fit Program, which promotes physical activity and healthy eating to more than 45,000 students and their families in South Florida. Dolphins players, alumni and cheerleaders visit schools to speak to children. Kids also receive incentives such as Dolphins charms and rulers.

"We greatly appreciate our partnership with the Miami Dolphins. Together, we've been able to impact over 160,000 children in South Florida, giving them the tools and education needed to create healthier lifestyles." - Michelle Schect, Co-Founder of Commit 2B Fit

Empty Bowls – The Miami Dolphins work with Broward County Public Schools on the Empty Bowls Program, which gives students an opportunity to fight hunger and poverty. Dolphins players make visits to schools to make bowls with the children. More than 82 schools have signed up for the program each year, helping to raise more than \$32,000 annually for a variety of charities, including the Cooperative Feeding Program and Broward Partnership for the Homeless.

"Our partnership with the Dolphins organization provides a working example of ways to identify and meet community needs. Caring is not an abstract thought that is nice to talk about. Our students can understand that every individual has the potential to impact real-world issues." - Pam Brown, Nova Blanche Forman Elementary art teacher

Kids and Fins Publix Shopping Spree Hosted by Wide Receiver Greg Camarillo – One hundred kids are given the opportunity to shop with a player, alumni or cheerleader with a \$100 Publix gift certificate for a Thanksgiving meal. The event includes a party prior to their shopping experience.



Lousaka Polite visits a local elementary school as part of the Commit 2B Fit program.



To help fight hunger and poverty, Jeremiah Bell and elementary school students make bowls for the Empty Bowls Program.



Will Allen, Nate Garner, Reggie Torbor, Tyrone Culver, Charlie Anderson and Jake Long pose with their new Dolphins backpacks at the Back To School Backpack Giveaway.



Lousaka Polite, Nate Jones, Patrick Turner and Tyler Thigpen serve holiday meals at the Cooperative Feeding Program on Dolphins Community Blitz Day.



CEO Mike Dee shops with a child during the Publix Kids & Fins Shopping Spree.

"The partnership with the Miami Dolphins, Publix and the school board has just been fantastic. It breaks your heart to hear some of these kid's stories, but anything we can do to help put a smile on their face is extremely worthwhile and for a great cause." - Bill Fauerbach, Vice President of Retail Operations for Publix Supermarkets, Miami Division.

Backpack and School Supply Giveaway - 150 children from Miami-Dade and Broward schools and additional local charities are invited to the Dolphins Practice Bubble for a party to receive backpacks and school supplies.

"Thank you for the school supplies and the wonderful prizes and especially your autographs. You guys made me feel really good" - Ashanti, student at Gratigny Elementary

PHILANTHROPIC INITIATIVES

NFL Tuesdays - NFL Tuesdays are the traditional day off for NFL players during the season, but many players use the day off to go to work in their communities. Visiting children in the hospital, speaking to high school football teams or reading books to children are just a few of the activities Miami Dolphins players participate in on their day off during the season.

FEEDING THE NEEDY

The Miami Dolphins have an ongoing relationship with Feeding South Florida, an organization that provides food to the needy throughout South Florida. The Miami Dolphins team up with Feeding South Florida on the following projects:

Canned Food Drive - Each year the "Fins and Fans Tackle Hunger" canned food drive is held at a Dolphins home game prior to Thanksgiving. Fans are encouraged to deposit canned goods and other non-perishable food items in collection containers located at each entrance to the stadium.

Thanksgiving Turkey Giveaway - The Miami Dolphins organization, along with the coaches, players and staff, contribute monetary donations to purchase more than 900 Thanksgiving meals to feed more than 9,000 underprivileged people in South Florida. Dolphins players join volunteers from Feeding South Florida to distribute turkeys to various agencies affiliated with the Feeding South Florida.

"Every year the Miami Dolphins has demonstrated their unwavering dedication, not only to excellent sportsmanship but a willingness to serve those less fortunate. We are grateful for the wonderful partnership we share with the Dolphins at the annual canned food drive and turkey meal giveaway; this is an incredible super bowl win for all who are hungry in South Florida" - Judith Gatti, Executive Director of Feeding South Florida.

Shop with a Fin - Ten Dolphins players each shop at Publix with a family selected by the Cooperative Feeding Program. The families also attend a Dolphins home game.

"I am so in awe because this organization is always there when I call and most times you contact me before I can even let you know there's a need - you have supplied it! It has been an extraordinary blessing to be partnered with The Miami Dolphins for myself and my clients. For me because I see the faces of people who have no hope immediately beam with joy" - Gwen Perry, Cooperative Feeding/Client Services

COMMUNITY INVOLVEMENT

Holiday Hospital Visits - Each year during the holiday season, Dolphins players, cheerleaders and mascot, T.D., visit area hospitals to brighten the spirits of sick children and military veterans who are not able to go home for the holidays. While at the hospitals, the players, cheerleaders and mascot



Channing Crowder and Davone Bess hand out Thanksgiving meals to needy South Florida families.



Brandon Marshall shops at Publix with a local family selected by the Cooperative Feeding Program.



Donald Thomas, Jake Long and Nate Garner were among several Dolphins players and alumni who handed out toys at the annual Holiday Toy Giveaway inside the team's practice bubble.



The wives of Dolphins players and staff, Michele Garner, Renee Weinstein and Karen Dee, visited hospitalized children during the Holiday Season.

visit with the children and veterans, take pictures with them, sign autographs and give out Dolphins souvenirs.

"Thank you all so much for all the great toys you delivered to the Chris Evert Children's Hospital. We all really appreciate you taking the time to get such great gifts for the patients here." - Katie Anderson, Childs Life Specialist

"Toys For Tots" - Each year, at a Miami Dolphins home game in December, the team sponsors an annual toy drive for underprivileged children in the South Florida community. Dolphins are encouraged to drop off new, unwrapped toys at entry gates on their way into the stadium. The toys are then distributed through the United States Marine Corps to the less fortunate families in the local area.

Holiday Toy Event - Dolphins players, coaches, cheerleaders and staff make toy donations during the holidays to various organizations in the community that are in need. More than 175 kids from Miami-Dade and Broward County Public Elementary schools and kids from H.A.N.D.Y. and Forever Family are invited to a holiday celebration at the Miami Dolphins Training Facility.

NFL Student All-Star Program - The NFL Student All-Star Program is an NFL initiative that awards small level grants to help finance student-initiated proposals on how to better the community. The goal of the program is to promote community investment and volunteerism in children. Each winning organization receives a grant of \$300 to help fund their service projects.

NFL Junior Community Quarterback - The NFL Junior Community Quarterback Award recognizes student-initiated projects focusing on community betterment. The program awards \$7,000 in grants. Grants range from \$2,000 - \$5,000. Students partner with a 501(c)(3) organization for their project.

Breast Cancer Awareness - As part of Breast Cancer Awareness month, the wives and girlfriends of Dolphins players, coaches and staff pass out pink ribbons to fans. In 2009, the Miami Dolphins Foundation made a donation to the Susan G. Komen For The Cure, conducted a pre-event press conference with CEO Mike Dee, Head Coach Tony and Jeanette Sparano and U.S. Congresswoman Debbie Wasserman Schultz and auctioned off items to support breast cancer awareness.

United Way - Along with the NFL, the Miami Dolphins actively support the United Way through monetary contributions made by the coaches, players and staff. In addition, the Dolphins also work closely with the United Way of Miami-Dade, Broward and Palm Beach counties on several projects throughout the year, including filming a Public Service Announcement featuring a prominent Dolphins player as a spokesman. Dolphins players also participate in the NFL/United Way Hometown Huddle Day, a national day of community service.

Make-A-Wish Foundation - The Make-A-Wish Foundation and the Miami Dolphins have developed a close relationship over the years in granting wishes of terminally-ill children. Make-A-Wish children are given the opportunity to attend a home game and meet with coaches and players during a post-game visit.

Dolphins Salute to Veteran's Luncheon - The Miami Dolphins running backs Ricky Williams and Ronnie Brown hosted soldiers from the Wounded Warrior Project for a luncheon on Veteran's Day.



During Super Bowl week, Ricky Williams helps build a house in Homestead for Habitat for Humanity.



Congresswoman Debbie Wasserman Schultz, Jennifer Lopez, Karen Dee, Jeanette Sparano, Gloria Estefan, Nancy Brinker of Susan G. Komen and Kara Ross teamed up to raise funds for the battle against breast cancer.



During the Easter holiday, Ricky Williams (center), Richie Incognito, John Denney, Vernon Carey and teammates passed out meals at Sun Life Stadium.



Dan Carpenter joined with children to plant trees in South Florida.



To support the Wounded Warriors Project, Ronnie Brown and Ricky Williams hosted a luncheon in appreciation of our soldiers.

**FOR MORE INFORMATION ON MIAMI DOLPHINS
COMMUNITY RELATIONS EVENTS,
PLEASE CALL (305) 943-7200**

ALL-COMMUNITY TEAM



For the fifth straight season in 2009, many Miami Dolphins players and coaches made the dreams of underprivileged children come true through the team's "All-Community Team" program.

The Dolphins "All-Community Team" program allowed players and coaches to purchase a block of tickets to all Miami Dolphins regular season home games and donate them to a charitable organization of their choice. Their chosen charities then distributed the tickets to youth groups or others associated with their organization so the recipients had the chance to experience a Dolphins game at Sun Life Stadium.

For every home game, the players and coaches treated each of the guests of the "All-Community Team" with a gameday ticket, an in-game public address announcement and scoreboard mention, in addition to a voucher good for a hot dog, popcorn and a soft drink.

The following are the Dolphins players and coaches who participated in the "All-Community Team" in 2009, and the organizations they benefited:

Player/Coach	Group Name	Charity/Organization
Coach Tony Sparano	Sparano's Squad	Sunland Park Elementary School
LB Akin Ayodele	Akin's Path	Various Children's Groups
RB Ronnie Brown	Club 23	Miami-Dade and Broward County Public Libraries
T Vernon Carey	Carey's Crew	Norland Middle School
Defensive Backs	NO FLY ZONE	Various Children's Groups
NT Jason Ferguson	Club 95	Boys and Girls Club of Broward County
T Jake Long	Jake's Block Party	Various Children's Groups
QB Chad Pennington	Friends Of 10	Various Children's Groups
LB Joey Porter	Joey Porter's Boot Camp	Various Children's Groups
LB Jason Taylor	Jason Taylor Foundation	Various Children's Groups
LB Reggie Torbor	First And Five Foundation	Miami Carol City Senior High School
Wide Receivers	W.R. University	Various Children's Groups
RB Ricky Williams	The Touchdown Club	Various Children's Groups



OWNERSHIP AND STAFF DIRECTORY

MIAMI DOLPHINS CORPORATE HEADQUARTERS

Sun Life Stadium
347 Don Shula Drive
Miami Gardens, FL 33056
(305) 943-8000 - Office
(888) FINS-TIX - Tickets
www.MiamiDolphins.com

MIAMI DOLPHINS TRAINING FACILITY

7500 SW 30th Street
Davie, FL 33314
(954) 452-7000

Chairman of the Board/Managing General Partner.....Stephen M. Ross
Vice-Chairman/PartnerJorge Perez
Vice-ChairmanDonald F. Shula
Partners.....H. Wayne Huizenga, Marc Anthony, Gloria Estefan, Emilio Estefan,
Fergie, Serena Williams, Venus Williams

EXECUTIVES

Chief Executive OfficerMike Dee
Executive Vice President of Football OperationsBill Parcels
General ManagerJeff Ireland
Senior Vice President of Football OperationsDawn Aponte
Senior Vice President of Operations-Sun Life StadiumTodd Boyan
Senior Vice President of Operations-DavieBill Galante
Senior Vice President of Media RelationsHarvey Greene
Senior Vice President of Public AffairsAdam Grossman
Senior Vice President of Chief Technology OfficerTery Howard
Senior Vice President of Corporate Partnerships and Integrated MediaJim Rushton
Senior Vice President of Finance and AdministrationJill R. Strafaci
Chief Administrative OfficerHarold Talisman
Senior Vice President of Sales and Ticket OperationsMark Tilson
Vice President/Senior AdvisorNat Moore

FOOTBALL OPERATIONS

COACHING

Head CoachTony Sparano
Special Teams CoordinatorJohn Bonamego
Assistant Head Coach/SecondaryTodd Bowles
Offensive Quality ControlSteve Bush
Coaching Intern/OffenseDan Campbell
Defensive Quality Control/Assistant LinebackersDavid Corrao
Assistant SecondaryJoe Danna
Offensive LineDave DeGuglielmo
Tight EndsGeorge DeLeone
Wide ReceiversKarl Dorrell
Offensive CoordinatorDan Henning
QuarterbacksDavid Lee
Head Strength and ConditioningEvan Marcus
Defensive CoordinatorMike Nolan
Assistant Strength and ConditioningDave Puloka
Assistant Special TeamsDarren Rizzi
Defensive LineKacy Rodgers
Running BacksJames Saxon
Inside LinebackersBill Sheridan
Executive Assistant to Head CoachAnne Rodriguez

FOOTBALL SUPPORT

Director of SecurityStuart Weinstein
Director of Player DevelopmentKaleb Thornhill

PLAYER PERSONNEL

Assistant Director of Player PersonnelBrian Gaine
Director of College ScoutingChris Grier
Player Personnel AdministratorChris Shea
Football Administration CoordinatorRyan Herman

College Scouts.....	Ron Brockington, Chuck Cook, Adam Engroff, Anthony Hunt, Ron Labadie, Mike Murphy, Joe Schoen
Pro Scouts.....	Dwayne Joseph, Nate Sullivan, Matt Winston
Scouting Assistant.....	Adam Howe
Executive Assistant/Football Operations.....	Annie Berger

ATHLETIC TRAINING

Head Athletic Trainer	Kevin O'Neill
Assistant Athletic Trainer.....	Troy Maurer
Assistant Athletic Trainer and Director of Rehabilitation.....	Ben Westby

EQUIPMENT

Equipment Manager.....	Joe Cimino
Assistant Equipment Managers	Keys Oakley, John Swede, Charlie Thiele

VIDEO

Video Director.....	Bob Hack
Video Assistants.....	Jim Callahan, Matt Taylor

BUSINESS OPERATIONS

COMMUNITY RELATIONS AND ALUMNI

Senior Director of Community Relations.....	Ilona Wolpin
Senior Director of Stadium Community Relations and Government Affairs	Eric Knowles
Director of Youth Programs.....	Twan Russell
Community Relations Coordinator	Jessica Vones

CORPORATE PARTNERSHIPS

Senior Director of Client Services.....	Danielle Sergeant
Director of Corporate Partnerships.....	Dave Murphey
Client Services Managers.....	Jason McDonough, Paul Pugh
Business Development Associate, Corporate Partnerships	Caleb Quaid
Administrative Assistant	Margie Martinez

DOLPHINS RADIO NETWORK/INTEGRATED MEDIA GROUP

Vice President Integrated Media Group Sales.....	Bob Lynch
Senior Director, Content and Creative Services.....	Wayne Partello
Director Broadcast Services	Barry Buetel
Account Managers.....	David Lowitz, Anais Martinez, Jason Miller, David Rigby
Traffic and Client Services Coordinator.....	Allison Eddy

FIN ASSOCIATES, LLC.....

Ron Katz

FINANCE AND ADMINISTRATION

Senior Director of Finance.....	Betsy Christy
Financial Analyst	Audrey Debien
Accounting Manager/Benefits Administrator	Craig Heil
Payroll Coordinator	Elaine Benjamin
Staff Accountant.....	Dionne Harris-Pierre
Executive Assistant to the CEO	Kimberly Eckel
Executive Assistant Finance	Anis Buonpensiere

HUMAN RESOURCES

Senior Director of Human Resources	Yolanda Barreto
--	-----------------

INFORMATION TECHNOLOGY AND RECORDS & ARCHIVES

Director of Records and Archives.....	Kristin Hingston
Director of Server and Infrastructure Support Services	Joe Curbelo
Lead Applications Developer	Alexander R. Corris
Support Services.....	Rudy Valdes-Castaneda
Records Manager.....	Andrea Lombardi
Records Support.....	Keri Seiple-Rumaner
Records Assistant.....	Marie Campbell
Administrative Assistant.....	Charla Lopez

INTERNET AND PUBLICATIONS

Senior Director of Internet and Publications	Scott Stone
Senior Manager of Internet and Publications.....	Rodney Wood

MARKETING

Senior Director of Marketing and Corporate Communications	George Torres
Director of Customer Service	Scott Baynes
Marketing and Corporate Communications Coordinator.....	Patrick Arthur

MEDIA RELATIONS

Director of Media Relations.....	Jason Jenkins
Director of Communications.....	Fitz Ollison
Executive Assistant	Gayle Baden

DAVIE OPERATIONS

Director of Engineering and Maintenance	Ron Summers
Facility Security	John Nessler
Manager of Team Operations.....	Scott Bullis
Grounds Superintendent.....	Edwin Lamour
Senior Facility Engineer	Craig Ferguson
Maintenance Worker	Ferdinand Titre
Mail Room.....	Mark Leone
Receptionist	Ruby Debnam

PROGRAMMING AND EVENTS

Senior Director of Programming and Production	Jeff Griffith
Senior Director of Cheerleaders and Entertainment.....	Dorie Grogan
Cheerleader Coordinator.....	Emily Snow
Event Coordinator	Jamie Quadrozzi
Senior Manager of Programming and Production	Brendan Nieto
Videographer.....	Matt Bergbauer

TICKET SALES AND SERVICES

Senior Director of Premium Seating.....	Rick Lassiter
Senior Manager of Executive Suite Services.....	Frances Martinez
Premium Seating Services Coordinator	Kelly Jones-Nieves
Senior Manager of Group Sales	Carissa Dunn
Account Executives, Group Sales	Thomas Eugene, Sarah Gattuso, Brian Travers
Senior Manager of Guest Experience	Brentton Jones
Guest Experience Representatives	Staci Golden, Charles Moore, Fernando Nunez, Amber Schooley, Kenya Wilson
Senior Manager of Premium Seating.....	Jarett Grushka
Account Managers, Premium Seating.....	Brian Hopkins, Chris Huff, Matt Jarvis
Senior Manager of Season Ticket Sales	Brooke Smoley
Account Executives, Season Ticket Sales	Conway Bennett, Emily Sutton, Kanha Tieng

TICKET OPERATIONS

Senior Director of Ticket Operations.....	David Saifman
Director of Ticket Operations.....	Brett Annis
Ticket Operations Manager	Adam Summerell
Premium Ticket Operations Manager.....	Corey Benning
Ticket Operations Representatives	Chiara Deluca, Osvaldo Rodriguez, Wesley Serrato

SUN LIFE STADIUM

ENGINEERING

Chief Engineer	Frank Everton
Assistant Chief Engineer	Rick Schaffer
HVAC Mechanics.....	Humberto Chacon, Roger Reinsvold
Mechanic Supervisor	Ivan Capeles
Electrician	Richard Harris
Lead Painter.....	Gerard Garrehy
Plumber	Dennis Murtagh
Maintenance Workers	Simon Blucher, Kenneth Lockhart, Ron Reely, Anibal Rodriguez

EVENT SALES

Senior Director of Event Sales	Pamela Baynes
Event Sales Coordinator	Tammy Sigwardt

FINANCE

Director of Finance	Robert Riesenber
Payroll Coordinator	Fabiana DeCicco

Administrative AssistantShavoyne Urbanczyk

GROUNDS

Senior Director of Grounds and EngineeringAlan Sigwardt
Director of Field Operations.....Rick Wright
Assistant Head Groundskeeper IITom Wilson
Assistant Head Groundskeeper IEric Williams
Tarp Crew SupervisorTim Collins
Grounds Crew.....Richard Wilt
Administrative AssistantSusan Candelaria

GUEST SERVICES

Senior Director of Guest Services.....Reginald Sperling
Guest Services Manager.....Gwen McCormick
Receptionist.....Michel Lopez

HOUSEKEEPING

Senior Director of Housekeeping.....Samuel Richards
Housekeeping ManagerJimmy Moore
Housekeeping Assistant Managers.....Marcelo Essaba, Louise Flash, Elena Pasat
Crew LeaderLinda Jean Louis
Warehouse SupervisorBasil Bunting
CustodiansDerrick Brookins, Leita Tanis, Terry Williams
Administrative AssistantPatricia Henry

INFORMATION SYSTEMS

Programmer AnalystTodd Jaspers
Event Support Services Specialist.....Michael Schiavinato
Event Technician and System Support Specialist.....Tomas Ruiz
Network and System Support TechnicianFrank Quintana

OPERATIONS

Senior Director of FacilitiesAaron Haviland
Senior Director of Operations.....Nick Capo
Director of Parking.....Alan Riano
Parking Managers.....Donald Rubio, Demetrius Williams
Set-Up Crew SupervisorsKeith Mapps, Tommy Bell
Set-Up CrewCurtis Becker, Withfield Blucher, Devon Fletcher,
Francisco Marrero
Administrative AssistantsHeidi Alfassa, Maggy Deeb

SCOREBOARD OPERATIONS

Director of Scoreboard OperationsChad Messina
Scoreboard Operations Manager.....Heather Pearson

THREE FUNDAMENTAL COMMITMENTS TO OUR FANS



- 1. To create a tier one organization that provides the resources to put a team on the field that is worthy of the fans' support with the goal of competing for a playoff berth each season.**
- 2. To consistently strive to enhance the fan experience at Land Shark Stadium and aggressively market the team to a broad region and diverse fan base.**
- 3. To be active participants in the community.**





STEPHEN M. ROSS

CHAIRMAN OF THE BOARD/MANAGING GENERAL PARTNER

COLLEGE: Michigan
NFL: Third Season
DOLPHINS: Third Season



Stephen M. Ross, Chairman, Chief Executive Officer, and Founder of Related Companies, an international real estate firm, began his ownership interest in the Miami Dolphins in February of 2008 when he became a 50% partner with H. Wayne Huizenga in the team, Sun Life Stadium, and the surrounding developable land. He increased that share to a 95% ownership of the team and the stadium on January 20, 2009 and assumed the responsibility of Managing General Partner of both the Dolphins and the stadium, which culminated one of his long-held dreams; Mr. Ross grew up in South Florida and the Dolphins have been a lifetime passion for him.

Under Mr. Ross' leadership, the Dolphins have become one of the most fan-friendly teams in the National Football League. They have significantly increased their presence in the South Florida community with a host of new civic and charity initiatives. The team also has improved the game-day experience for their fans by upgrading all facets of stadium operations and by introducing amenities and events that have made Dolphins home games the place to be during the fall. On the football side, Mr. Ross has lived up to his pledge to support Executive Vice President of Football Operations Bill Parcels and his staff in every way possible, working with them to add such talented players as Brandon Marshall and Karlos Dansby to the roster and ensuring that the coaches, staff and players have all of the necessary resources to build a winning team.


Mr. Ross, a resident of Palm Beach and New York, formed Related in 1972. Today, the company is considered the most prominent privately owned real estate firm in the United States, with expertise in fund management, development, acquisitions, property management, marketing, and sales. Related has real estate assets worth over \$15 billion including the landmark Time Warner Center in New York City and CityPlace in West Palm Beach.

Mr. Ross began his career in Detroit, Michigan as a tax attorney and later moved to New York where he specialized in real estate and corporate finance at two investment banking firms immediately prior to founding Related. Mr. Ross graduated from the University of Michigan with a Bachelor of Business Administration degree and from Wayne State University Law School with a Juris Doctor degree. He then received a Master of Laws in Taxation from New York University School of Law. In 2004, the University of Michigan renamed its business school the Stephen M. Ross School of Business at the University of Michigan.


Mr. Ross is Chairman of the Board of Directors of Equinox Holdings, Inc. and chairperson emeritus of the Real Estate Board of New York (REBNY), the city's leading real estate trade association. As a member of the Board of Trustees of the Guggenheim Foundation, Mr. Ross was involved in the planning of a major renovation of the Frank Lloyd Wright iconic building in New York and other new museums. He is a trustee of New York Presbyterian Hospital, the Urban Land Institute, the NY Chapter of Juvenile Diabetes Research Foundation International, the Levin Institute, and is a director of the Jackie Robinson Foundation and the World Resources Institute. He also serves on the Executive Committee and is a trustee of Lincoln Center.

Over the years, Mr. Ross has received numerous honors for his business, civic, and philanthropic activities. Most recently, on June 5, 2010, Mr. Ross' alma mater, Miami Beach High School, named its football field Ross Field, in recognition of his work to spearhead the refurbishment of that facility. Before that, he was named the Most Powerful Person in New York Real Estate by the New York Observer, Multi-Family Property Executive of the Year by Commercial Property News, and Housing Person of the Year by the National Housing Conference. In 2007 he received The National Building Museum Honor Award and in 2005, REBNY presented him with the Harry B. Helmsley Distinguished New Yorker Award. In 2003, he received the Jack D. Weiler Award from UJA. Crain's New York named Mr. Ross one of the 100 Most Influential Leaders in Business and Mr. Ross was recognized by NYC & Company with their Leadership in Tourism Award.

DIRECTORS



JORGE PEREZ
VICE CHAIRMAN/PARTNER



DON SHULA
VICE CHAIRMAN

PARTNERS



WAYNE HUIZENGA
PARTNER



MARC ANTHONY
PARTNER



EMILIO ESTEFAN
PARTNER



GLORIA ESTEFAN
PARTNER



FERGIE
PARTNER



SERENA WILLIAMS
PARTNER



VENUS WILLIAMS
PARTNER



MIKE DEE

CHIEF EXECUTIVE OFFICER

COLLEGE: Franklin and Marshall
NFL: Second Season
DOLPHINS: Second Season



Mike Dee was named as Chief Executive Officer of the Miami Dolphins and Sun Life Stadium by Stephen M. Ross on May 3, 2009. Dee came to South Florida and the NFL after a distinguished 15-year career in Major League Baseball, where he played a lead role in the resurgence of two franchises and was a member of two World Series Championship teams.

Since joining the Dolphins, Dee has laid out the three fundamental commitments that guides the franchise during the Ross ownership era: 1) To create a tier one organization that provides the resources to put a team on the field that is worthy of the fans' support with the goal of competing for a playoff berth each season; 2) To consistently strive to enhance the fan experience at Sun Life Stadium and aggressively market the team to a broad region and diverse fan base; and 3) To be active participants in the community.

Dee has spearheaded the team's efforts to live up to those commitments. He placed a particular emphasis on improving the club's community relations efforts. He significantly upgraded the Dolphins charitable golf and fishing events as well as the team's educational, literacy and physical fitness programs in the South Florida community. He greatly expanded the club's fan base by introducing a series of programs in the western and central regions of the state, and worked tirelessly to improve the game-day experience for the team's fans by introducing a series of entertainment and culinary innovations that has made the atmosphere at Dolphin games unique in the NFL. On the business side, Dee finalized a ground-breaking naming rights deal for the stadium with Sun Life Financial, revamped and improved the club's broadcast and internet platforms and developed a series of innovative programs designed to enhance the team's relationship with its business partners.

After beginning his sports career in San Diego with the Padres (1995-2002), Dee followed his mentor, CEO Larry Lucchino, to Boston and assumed the role of Executive Vice President of Business Affairs for the Red Sox. He was promoted to Chief Operating Officer in 2004, a position he held until his departure to join the Dolphins. During his tenure in Boston, the Red Sox won two World Series titles and set franchise records for attendance and revenue each year – including a MLB record for consecutive sellouts dating back to 2003. Other noteworthy achievements while in Boston include bringing annual concerts to Fenway Park and directing the expansion of the team's business and real estate interests that stemmed from the eight-year renovation of Fenway Park and the surrounding neighborhood. Dee also has a history of working in the Sunshine State as earlier in 2009 he consummated a 30-year agreement with Lee County Florida to build the Red Sox a new, publicly-financed Spring Training facility that is set to open in 2012.

Dee also served as President of Fenway Sports Group, a company that he created in 2004 under the direction of Red Sox owners John Henry and Tom Werner. An enterprise charged with diversifying the business interests of the Red Sox beyond baseball, FSG developed a wide array of endeavors across the sports and media landscape. In February, 2007, FSG acquired a 50% interest in Roush Racing and formed what is known today as Roush Fenway Racing, NASCAR's largest race team. Dee served on the board of Roush Fenway as a Managing Director and during that time the team won two notable championships – Carl Edwards' 2007 Busch Series Championship and Matt Kenseth's Daytona 500 victory in February, 2009.

Dee is active in many different charitable and philanthropic activities including serving on the board of the Pan Mass Challenge, a cycling event and the nation's largest athletic fundraiser which has raised more than \$260 million for cancer research. Dee is an avid cyclist and rides in the event each August.

Dee attended Franklin & Marshall College in Lancaster, Penn., where he played basketball and earned a degree in government. He currently serves on the Advisory Board at F&M.

Dee and his wife, Karen, have two sons, Spencer (10) and Tommy (8).



BILL PARCELLS

EXECUTIVE VICE PRESIDENT OF FOOTBALL OPERATIONS

COLLEGE: Wichita State
NFL: 26th Season
DOLPHINS: Third Season



Bill Parcels, one of the most highly regarded and respected figures in the National Football League for more than two decades, signed a four-year contract to become Executive Vice President of Football Operations for the Miami Dolphins on December 20, 2007.

Parcels had an immediate impact on the organization. Under his guidance, the 2008 Dolphins had a single season turnaround matched just once in NFL history. The Dolphins went 1-15 in 2007 and then stunned the league with an 11-5 record in 2008. Parcels' first season in charge, capturing the AFC East title and earning a playoff berth. That ten-game improvement had been accomplished only one other time in NFL history, when the Indianapolis Colts went from 3-13 to 13-3 in 1999.

In addition, since 1978 eight teams have finished with a 1-15 record, and the 2008 Dolphins had the best record of any of those teams the season following their 1-15 finish; they also were the only one of those teams to qualify for the playoffs. But it wasn't the first time Parcels engineered a turnaround of a one-win team. The Dolphins in 2008 were one of only three of those one-win teams to post a winning record the next season; the last team to do so had been the 1997 New York Jets, who Parcels led to a 9-7 record in his first year as the team's head coach after they finished with a 1-15 mark in 1996, a year prior to his arrival there.

Parcels' success in 2008 extended beyond the playing field to the front office. He brought on board Head Coach Tony Sparano, who in his first year at the helm of an NFL team led that historic turnaround and earned numerous Coach of the Year accolades for his accomplishments.

Parcels also named Jeff Ireland as the team's General Manager. Viewed as one of the best young executives in the league, Ireland spearheaded the turnover of the team's roster that year that resulted in the Dolphins' ten-game improvement. Along the way, three of his draft choices earned starting positions on Opening Day, with one of them, Jake Long, the first pick in the draft, going on to make the Pro Bowl as a rookie.

In 2009, the Dolphins were again in playoff contention right until the end of the year despite season-ending injuries to a number of key performers, including starting quarterback Chad Pennington. While staying in the playoff hunt all season, the team was able to inject a number of young players into the starting lineup that Parcels originally helped bring to Miami, such as quarterback Chad Henne, wideout Davone Bess and defensive backs Vontae Davis and Sean Smith. In addition, Parcels was instrumental in the acquisition of two of the most highly sought-after players in the 2010 off-season, wide receiver Brandon Marshall and linebacker Karlos Dansby. Coupled with a productive draft that brought a host of new faces to the defense, those acquisitions further strengthened Parcels' turnaround of the team.

Of Parcels' 24 previous seasons in the NFL before joining the Dolphins, 19 were spent as a head coach, beginning in 1983 with the New York Giants. His head coaching tenure consisted of subsequent stops with the New England Patriots, New York Jets, and most recently the Dallas Cowboys, with whom he served from 2003-06. Over those 19 seasons, his teams put together a regular season record of 172-130-1, and a playoff mark of 11-8. His 183 combined victories rank ninth in NFL annals. In all four of his head coaching tenures, Parcels molded teams that either went to the Super Bowl or contended for a title berth. In fact, coupled with the Dolphins' playoff berth in 2008, Parcels became the first person in NFL history to lead five different franchises to playoff appearances.

In eight seasons as head coach of the Giants (1983-90), Parcels guided the franchise to two Super Bowl wins, following the 1986 and 1990 seasons. He concluded his stint with the Giants after that second Super Bowl victory, and in those eight seasons, the club compiled a

regular season mark of 77-49-1, including six winning seasons among the eight. What makes Parcels' run with the Giants even more impressive is the fact that prior to taking over the reigns as head coach in 1983, the team had experienced just one winning campaign in the previous 10 years. He was named NFL Coach of the Year by at least one major media outlet in 1986 and 1989.

Following a two-year hiatus (1991-92) in which he worked as an analyst for NBC-TV's coverage of the NFL, Parcels returned to the sidelines in 1993 with the New England Patriots. Although the Patriots posted a composite record of 14-50 in the four years prior to his arrival, Parcels led the club to a 10-6 record in just his second season in Foxborough (1994), while his fourth and final year there resulted in an 11-5 record, the AFC East title and a berth in Super Bowl XXI against Green Bay. Following that 1994 season, he was a consensus choice for NFL Coach of the Year. He also is one of only five head coaches in NFL history to have led two separate teams to the Super Bowl, joining Don Shula, Dan Reeves, Dick Vermeil and Mike Holmgren.

In 1997, Parcels moved on to the New York Jets, where he guided the team to a 9-7 record in his first season as head coach. They barely missed out on an AFC playoff berth, following a stretch of eight straight years (1989-96) in which the club did not compile a winning mark, including a record of 1-15 in the year prior to his appointment. Not only did the team experience a three-game improvement the following year (1998) – producing a record of 12-4 – but they captured the franchise's first-ever AFC East title. The Jets proceeded to the AFC Championship game for the first time since the 1982 season, where they were defeated by the eventual Super Bowl champion Denver Broncos at Mile High Stadium. Following his three-year stint as the Jets' head coach, Parcels moved on to the administrative side in 2000, when he served as the club's Director of Football Operations, his only year in that post.

After another two-year layoff from football, Parcels became head coach with the Dallas Cowboys in 2003, and spent the next four years in that position. In his first year there, he led the team to a record of 10-6 and a Wild Card playoff berth, the club's first playoff spot since 1999 and its first winning record since 1998. The Cowboys also qualified for the postseason in Parcels' final year at the helm. Of the 53 players on the 2007 Cowboys team that finished 13-3 and won the NFC East, 36 were acquired during Parcels' four-year tenure. In addition, 16 of the team's 22 starters at the end of the season joined the club while Parcels was there.

Parcels began his collegiate playing career at Colgate before transferring to Wichita State. He then spent 14 years as a collegiate assistant (1964-77), a stretch which consisted of six different schools, including Florida State from 1970-72, where he served as the Seminoles' linebackers coach. His first head coaching post came at the Air Force Academy, where he served the 1978 season. He began his NFL tenure with the New England Patriots in 1980 before heading to the New York Giants in 1981 where he served as defensive coordinator for the next two campaigns.

Parcels is a native of Oradell, N.J., where he was a member of the first graduating class at River Dell High School in 1959. As a prep performer, he starred on the school's football, basketball and baseball teams. He has three daughters, Suzy, Jill, and Dallas and three grandchildren.

BILL PARCELLS' COACHING CAREER

1964	Hastings College – Defensive Line Coach
1965	Wichita State – Defensive Line Coach
1966-69	Army – Linebackers Coach
1970-72	Florida State – Linebackers Coach
1973-74	Vanderbilt – Defensive Coordinator
1975-77	Texas Tech – Defensive Coordinator
1978	Air Force Academy – Head Coach
1980	New England Patriots – Linebackers Coach
1981-82	New York Giants – Defensive Coordinator/Linebackers Coach
1983-90	New York Giants – Head Coach
1993-96	New England Patriots – Head Coach
1997-99	New York Jets – Head Coach
2003-06	Dallas Cowboys – Head Coach

TOP 10 COACHES IN NFL HISTORY

(based on career wins)

COACH	YEARS	TEAMS	REGULAR SEASON				CAREER			
			W	L	T	PCT.	W	L	T	PCT.
Don Shula	33	Colts, Dolphins	328	156	6	.676	347	173	6	.665
George Halas	40	Bears	318	148	31	.671	324	151	31	.671
Tom Landry	29	Cowboys	250	162	6	.605	270	178	6	.601
Curley Lambeau	33	Packers, Cardinals Redskins	226	132	22	.623	229	134	22	.623
Chuck Noll	23	Steelers	193	148	1	.563	209	156	1	.572
M. Schottenheimer	21	Browns, Chiefs, Redskins, Chargers	200	126	1	.613	205	139	1	.596
Dan Reeves	23	Broncos, Giants, Falcons	190	165	2	.535	201	174	2	.536
Chuck Knox	22	Rams, Bills,	186	147	1	.558	193	158	1	.550
BILL PARCELLS	19	GIANTS, PATRIOTS, JETS, COWBOYS	172	130	1	.569	183	138	1	.570
Mike Holmgren	17	Packers, Seahawks	161	111	0	.592	174	122	0	.588

BILL PARCELLS' CAREER RECORD

YEAR	TEAM	REGULAR SEASON				PLAYOFFS		
		W	L	T	PCT.	W	L	RESULT
1983	N.Y. Giants	3	12	1	.219	0	0	5th, NFC East
1984	N.Y. Giants	9	7	0	.563	1	1	2nd, NFC East; Reached Divisional Playoffs
1985	N.Y. Giants	10	6	0	.625	1	1	2nd, NFC East; Reached Divisional Playoffs
1986	N.Y. Giants	14	2	0	.875	3	0	1st, NFC East; Won Super Bowl XXI
1987	N.Y. Giants	6	9	0	.400	0	0	5th, NFC East
1988	N.Y. Giants	10	6	0	.625	0	0	2nd, NFC East
1989	N.Y. Giants	12	4	0	.750	0	1	1st, NFC East; Reached Divisional Playoffs
1990	N.Y. Giants	13	3	0	.813	3	0	1st, NFC East; Won Super Bowl XXV
1993	New England	5	11	0	.313	0	0	4th, AFC East
1994	New England	10	6	0	.625	0	1	2nd, AFC East; Reached Wild Card Playoffs
1995	New England	6	10	0	.375	0	0	4th, AFC East
1996	New England	11	5	0	.688	2	1	1st, AFC East; Reached Super Bowl XXI
1997	N.Y. Jets	9	7	0	.563	0	0	3rd, AFC East
1998	N.Y. Jets	12	4	0	.750	1	1	1st, AFC East; Reached AFC Championship
1999	N.Y. Jets	8	8	0	.500	0	0	4th, AFC East
2003	Dallas	10	6	0	.625	0	1	2nd, NFC East; Reached Wild Card Playoffs
2004	Dallas	6	10	0	.375	0	0	3rd, NFC East
2005	Dallas	9	7	0	.563	0	0	3rd, NFC East
2006	Dallas	9	7	0	.563	0	1	2nd, NFC East; Reached Wild Card Playoffs
19-YEAR TOTALS		172	130	1	.569	11	8	5 DIVISION TITLES 3 SUPER BOWL BERTHS, 2 WORLD TITLES

OFF AND RUNNING

The Dolphins have put together five consecutive seasons with an average per rush attempt of 4.0 yards or better (4.3 in 2005, 4.2 in 2006, 4.0 in 2007, 4.2 in 2008 and 4.4 in 2009). In fact, this streak is the first time the Dolphins have amassed this average in five or more straight seasons in team history. In addition, the Dolphins are one of only three NFL teams to have registered a 4.0-yard average per rush attempt or better each of the last five seasons, along with Denver (4.7 in 2005, 4.4 in 2006, 4.6 in 2007, 4.8 in 2008, and 4.2 in 2009), the New York Giants (4.7 in 2005, 4.7 in 2006, 4.6 in 2007, 5.0 in 2008 and 4.1 in 2009). Combined over this 80-game span the Dolphins have had 23 individual 100-yard rushing performances, including five in each of the last two years. Four different players have accounted for 100-yard rushing games over this stretch, including 14 by Ronnie Brown, seven by Ricky Williams and one apiece by Sammy Morris and Jesse Chatman.



JEFF IRELAND

GENERAL MANAGER

COLLEGE: Baylor
NFL: 14th Season
DOLPHINS: Third Season



Jeff Ireland was named as the Dolphins' General Manager on January 2, 2008. He joined the club after a seven-year stint (2001-07) with the Dallas Cowboys, including his last three seasons there as the team's Vice President of College and Pro Scouting.

In his role with the Dolphins, Ireland is not only responsible for overseeing and coordinating the college and pro personnel departments, but also helps manage the team's salary cap and player contracts. He supervises all scouting efforts that relate to the college draft, free agency, the Canadian Football League, and personnel of the other 31 NFL teams. Ireland works hand in hand with Executive Vice President of Football Operations Bill Parcells and Head Coach Tony Sparano in implementing a personnel plan to build the Dolphins into a championship caliber team.

In Ireland's two seasons in Miami, he already has seen some of the acquisitions play a key role in the development of the team. In 2009, quarterback Chad Henne, seeing his first significant playing time, won seven of his 13 starts. Fellow sophomores Jake Long and Dan Carpenter won Pro Bowl honors, while another second year player, Davone Bess, led the team in receptions. Rookies also made an immediate impact last year, as cornerbacks Vontae Davis and Sean Smith excelled in their NFL debuts and wide receiver Brian Hartline also made important contributions offensively. Ireland continued to strengthen the team during the 2010 off-season, landing perhaps the two most coveted players available, wide receiver Brandon Marshall and linebacker Karlos Dansby, while significantly upgrading the team's defense through the college draft.

Inheriting a 1-15 team in 2008, Ireland's first season in Miami, he worked with Parcells and Sparano to overhaul the team's roster. Their efforts resulted in an 11-5 mark, the AFC East title and a playoff berth, a turnaround unprecedented in NFL annals.

Ireland replaced almost half of the roster, bringing on board 27 new faces, including nine new starters. One of those newcomers, quarterback Chad Pennington, went on to win the NFL Comeback Player of the Year award and finished tied for second in voting for the league's Most Valuable Player award.

Also among the new faces Ireland brought on board in 2008 were 11 rookies who made the team, including eight draft choices, three of whom were in the opening day starting lineup. Long, the team's first pick of the draft, went on to earn Pro Bowl honors at the conclusion of the season. Ireland added rookie talent beyond the draft, as Bess had the second-highest single-season reception total in the last 40 years among undrafted college free agents in their rookie season, while rookie free agent kicker Dan Carpenter led the Dolphins in scoring.

In 2007, Ireland's last season in Dallas, the Cowboys went 13-3 and won the NFC East title. Of the 53 players on the active roster, 38 had been acquired over the three years (2005-07) Ireland served as the team's Vice President of Scouting. Seven of those players made the Pro Bowl during that time, including DeMarcus Ware (Ireland's first pick as the team's lead scout), fellow 2005 fourth round selections Chris Canty and Marion Barber, 2007 draft choice Nick Folk and two free agent acquisitions that season, Leonard Davis and Ken Hamlin. In addition, since Ireland arrived in Dallas, seven other Cowboys made their Pro Bowl debuts.

Ireland began his tenure with the Cowboys as the team's national scout in 2001, evaluating all of the top collegiate prospects in the country. In his four years in that role, his skill as a talent evaluator helped lead to the drafting of four Pro Bowl performers, Roy Williams (who was selected five straight years), Terence Newman, Andre Gurode and Jason Witten.

Prior to joining the Cowboys, Ireland spent four years in Kansas City as an area scout helping the Chiefs draft players like Dante Hall in the fifth round and Greg Wesley in the third round. Ireland started his NFL career evaluating talent as an area scout for the National Football Scouting Combine from 1994-1996.

Before becoming a full-time talent evaluator, Ireland helped coach special teams at the University of North Texas from 1992-1993. He was a four-year starter as a placekicker at Baylor University from 1988-1991, finishing his collegiate career third on Baylor's all time scoring list with 213 points. His 45 career field goals, which included a 58-yard effort against Rice in 1991, established a school record for field goals made. Following his senior season he was selected as the South team's kicker in the 1992 Senior Bowl.

Ireland, an Abilene, Texas native, is the stepson of Kansas City Chiefs Hall of Fame linebacker/center E.J. Holub and the grandson of former Philadelphia Eagles player and longtime Chicago Bears personnel executive Jim Parmer. Jeff and his wife, Rachel, have three daughters, Annie and twins Haley and Hannah, and a son, Riley.



DAWN APONTE

SENIOR VICE PRESIDENT OF FOOTBALL OPERATIONS

COLLEGE: Delaware
NFL: 20th Season
DOLPHINS: First Season



Dawn Aponte joined the Miami Dolphins on February 1, 2010, bringing with her a wealth of football experience at the team and league level. Reporting directly to Executive Vice President of Football Operations Bill Parcells, she is responsible for the management and strategic planning of the Dolphins salary cap, player contracts and budgets. Aponte also serves as the team's liaison on league affairs.

A veteran football executive, Aponte joins the Dolphins after spending the 2009 season as Vice President of Football Administration for the Cleveland Browns. In her role with the Browns, Aponte's primary responsibilities included player contract negotiations, salary cap management, player cost budgeting, league compliance, and assisting in other legal matters.

Aponte joined the Browns organization after spending the previous three years at the NFL office, where she served on the League's Management Council as the Vice President of Labor Finance. In her position at the NFL Management Council, Aponte represented the 32 clubs in dealings with the NFL Players Association and Class Counsel on salary cap and other labor related matters. She also dealt with the clubs on CBA, salary cap and player contract matters. Aponte served on the Management Council Working Club Executive Committee and worked with the ten-member owner committee (Management Council Executive Committee) on collective bargaining issues and labor related matters.

Prior to joining the league office, Aponte worked for the New York Jets for nearly 15 years in various capacities, most recently as the club's Senior Director of Football Administration. In this role, she worked closely with the Assistant General Manager on matters pertaining to the NFL's Collective Bargaining Agreement, player contract negotiations and salary cap management. Aponte graduated with a Bachelor of Science degree in Accounting from the University of Delaware in 1993 and passed the C.P.A. exam shortly thereafter. She went on to receive her Master's degree in Finance and Management from Wagner College in 1999, then continued on to earn her Juris Doctorate from New York Law School and is a member of the New York State Bar.

Dawn and her husband, Kevin, have four children, Matthew, Madison, Caroline and Thomas.

DOLPHINS RECORD IN CLOSE GAMES

The Dolphins owned a 1-1 record in 2009 in games decided by three points or less and 5-3 mark in games decided by seven points or less. In games decided by three points or less, Miami is 78-65-4 (.538) since the team's inception in 1966. Miami's record in games decided by seven or fewer points is 150-128-4 (.536).



TODD BOYAN

SENIOR VICE PRESIDENT OF OPERATIONS-SUN LIFE STADIUM

COLLEGE: Georgetown
NFL: 16th Season
DOLPHINS: Seventh Season



Todd Boyan is Senior Vice President of Operations-Sun Life Stadium and has been in the NFL for the past 16 years. Sun Life stadium is the home of the Miami Dolphins (NFL), Florida Marlins (MLB), Orange Bowl (BCS), University of Miami Hurricanes (NCAA) and other world-class events. Boyan is responsible for all aspects of stadium operations and oversees engineering, grounds, guest services, housekeeping, operations, parking, and security, as well as coordinates event logistics with various local, state and federal governmental agencies.

During Boyan's tenure, Sun Life Stadium has hosted numerous national and international sporting events including Super Bowl XLI in 2007, the BCS National Championship game in 2009, the 2010 Pro Bowl, and Super Bowl XLIV in 2010. The stadium had the distinction of being the first to host the Pro Bowl before the Super Bowl was played, and the first to host the Pro Bowl on the US mainland in 30 years. Sun Life Stadium is recognized throughout the industry as one of the finest multi-purpose facilities in the world due in large part to the stadium's expertise in hosting big events.

Since Boyan joined Sun Life Stadium in 2006, he has played an integral role in securing some of the biggest music artists to perform at the venue including The Police (2007), Madonna (Sticky and Sweet Tour in 2008), Paul McCartney (Up and Coming Tour in 2010) and U2 (360 Tour in 2011). In addition to these high profile concerts, the stadium hosts other special events that include Monster Jam, Jazz in the Gardens, and international soccer, as well as more than 200 other events that are held on stadium grounds.

Boyan is a member of the Miami Dade Sports Commission which is actively participating in the USA's bid to host either the 2018 or 2022 FIFA World Cup. Sun Life Stadium is one of 18 stadiums selected as part of the USA's bid to host World Cup Soccer matches. He is highly regarded within the facility's industry and is regularly called upon by the NFL and others to consult or provide expertise.

Boyan came to Sun Life Stadium after a nine year career as the Vice President of Operations for the Washington Redskins. He joined FedEx Field in Washington upon its opening in 1997. Boyan was responsible for stadium operations for Redskins games, college football games, security, team travel arrangements, and training camp. He also assisted NFL Transportation with the development and implementation of traffic plans with Super Bowl XXIX through Super Bowl XXXVII.

Boyan was familiar with South Florida prior to his career with the Redskins. He had worked for the Marlins Baseball Club from 1992-1995 in ticketing. He also managed ticket operations for the Marlins Spring Training site, Space Coast Stadium in Melbourne, when it first opened.

Boyan graduated from Georgetown University in 1992 where he also played varsity baseball. Boyan and his wife, Christine, live in Plantation with their two children, Rachel and Jack.

MONDAY NIGHT MADNESS IN MIAMI

In their history, the Dolphins have appeared on Monday Night Football a total of 75 times, the most of any NFL team, and four games ahead of the Dallas Cowboys, whose 71 games are second-most in the history of MNF. In those 75 contests, the Dolphins have compiled a record of 40-35, including a home record of 33-18 and a road register of 7-16. Entering 2010, the Dolphins' 40 victories are second-most in Monday Night Football history, trailing only the 43 by the Cowboys. Since MNF's inception in 1970, the only three years in which the Dolphins did not make an appearance was 1989, 2005 and 2008. They are scheduled for one contest in 2010 (October 4 vs. New England Patriots).



BILL GALANTE

SENIOR VICE PRESIDENT OF OPERATIONS-DAVIE

COLLEGE: St. Mary's
NFL: 17th Season
DOLPHINS: 17th Season



Bill Galante is in his 17th season with the Miami Dolphins and Sun Life Stadium. As Senior Vice President of Operations-Davie, Galante is responsible for the supervision of the Dolphins facility operations at the Davie training headquarters, while overseeing several business aspects, including game operations and team travel. In 2007, those duties included managing all of the logistics involved in hosting the NFL's first-ever regular season game overseas in London, and he handled those same challenges in 2008 when the Dolphins traveled to Canada to play the Bills in Toronto.

Galante spent his first six years in Miami overseeing the stadium's ticket sales, including the last three seasons as Vice President - Ticket Sales and Operations. During that time, he also oversaw the ticket operations of the Florida Marlins, including their inaugural season in 1993 and their World Championship season in 1997. He began his career with the Chicago Cubs in 1983.

Bill and his wife, Barbara, are members of the ALS Association, which works toward finding a cure for Lou Gehrig's Disease. They live in Plantation with their son, Christian.



HARVEY GREENE

SENIOR VICE PRESIDENT OF MEDIA RELATIONS

COLLEGE: Pennsylvania
NFL: 22nd Season
DOLPHINS: 22nd Season



Harvey Greene is in his 22nd season with the Miami Dolphins and his ninth as the club's Senior Vice President of Media Relations. He and his staff are responsible for implementing the team's media policy on both a local and a national level.

During his tenure with the Dolphins, Greene and his staff twice were recipients of the Pete Rozelle Award, an annual honor awarded by the Professional Football Writers of America to the NFL's best public relations department. In addition, Greene also has worked on the NFL PR staff at 20 of the past 21 Super Bowls and at two Pro Bowls.

Before joining the Dolphins, Greene spent almost four seasons as the Director of Media Relations for the New York Yankees (1986-89), where he served as the main spokesman for principal owner George Steinbrenner. Prior to that, he spent three years as Director of Public Relations and Broadcasting for the Cleveland Cavaliers (1983-86), twice winning the McHugh/Splaver Award as the outstanding PR Director in the NBA. During his tenure with the Yankees he was part of Major League Baseball's PR staff for the World Series and served in a similar capacity at the NBA Finals when he was with the Cavs. He also worked for three years (1980-83) as the PR Director for the Madison Square Garden Network, the country's largest regional sports television network.

Internationally, Greene has worked three Olympic Games in a media relations role. He served as an Assistant Venue Press Chief for the men's and women's basketball competition at the 1984 Olympics in Los Angeles and supervised media center operations for figure skating and short-track speed skating at the 2002 Winter Olympics in Salt Lake City and for the men's ice hockey competition at the 2010 Winter Olympics in Vancouver. He also was an Assistant Venue Press Chief for the 1994 Soccer World Cup and for the World Baseball Classic in 2006 and 2009.

On a civic level, Greene was a press officer at the 2004 Democratic Convention in Boston and was a press advance lead for President Bill Clinton and Senator Hillary Clinton during portions of her 2007-08 presidential campaign. Since then, he has continued to serve periodically in an advance capacity for President Clinton and on White House trips for Vice President Joe Biden.

Greene received his B.A. with honors in Chemistry from the University of Pennsylvania and an M.S. in Sports Administration from the University of Massachusetts. He resides in Parkland with his wife, Cathy.



ADAM GROSSMAN

SENIOR VICE PRESIDENT OF PUBLIC AFFAIRS

COLLEGE: Duke
NFL: Second Season
DOLPHINS: Second Season



Entering his second season as the team's Senior Vice President of Public Affairs, Adam Grossman oversees the organization's marketing, community relations, events and entertainment, internet and publications and government affairs departments. He also heads up the Miami Dolphins Foundation which is devoted to providing and supporting signature education, health, youth athletic programs and volunteer activities that inspire and engage communities throughout Florida. In 2009, Grossman initiated and expanded a number of the organization's regional marketing, Hispanic outreach, corporate communications and community efforts, including the development of the Miami Dolphins Special Teams volunteer force and the inaugural Miami Dolphins "Touchdown for Life" Blood Drive, which became Florida's largest one-day blood drive. He was also instrumental in the expansion of Fins Weekend, the Miami Dolphins Foundation's annual golf and fishing fundraiser.

Prior to joining the Dolphins, Grossman served as Vice President/Marketing for the Boston Red Sox in 2008. In that capacity, he worked with the club's advertising firm, Conover Tuttle Pace, to execute the organization's first season-long branding initiative. Additionally, he coordinated the club's regional marketing activities and collaborated on the Red Sox Nation fan club program. Grossman began with the Red Sox in 2002 and became the Special Assistant to President/CEO Larry Lucchino. He worked with Major League Baseball International on all aspects of the Red Sox presence in Japan, including the 2008 Opening Series in Tokyo. Grossman played a key role in expanding non-major league game opportunities at Fenway Park, including the "Futures at Fenway" minor league doubleheaders, a sold-out event which brought the first official minor league games to Fenway Park.

A graduate of Duke University where he earned a Bachelor's degree in Public Policy, he currently serves on the board for City Year Miami and the Mass Mentoring Partnership in Boston. Grossman resides in Miami with his wife, Candy Hannemann.

SIX TEAMS WINLESS IN MIAMI

Entering 2010, there are five NFL teams that are winless against the Dolphins during the regular season in Miami. The Dolphins are 3-0 vs. Carolina, 7-0 vs. Denver, 4-0 vs. Detroit, 3-0 and 4-0 vs. Washington. From this list, the Dolphins will play host to Detroit (December 26) in 2010.



TERY HOWARD

SENIOR VICE PRESIDENT-CHIEF TECHNOLOGY OFFICER

COLLEGE: Florida International
NFL: 12th Season
DOLPHINS: 12th Season



Tery Howard is entering her 12th season with the Miami Dolphins and Sun Life Stadium as Senior Vice President and Chief Technology Officer. She joined the Dolphins after 15 years with Carnival Cruise Lines, where she managed all of Carnival's shipboard technologies.

Under Howard's leadership, Sun Life Stadium has implemented numerous leading edge technologies, including the deployment of Cisco's Stadium Vision, fan-facing mobile solutions and wireless infrastructure throughout the stadium using innovative systems architecture. Howard also oversees telecommunications, scoreboard operations and football operations technologies, providing the business intelligence needed to sustain a competitive advantage. Howard and her team focus on ensuring that both the Miami Dolphins and Sun Life Stadium are at the forefront of the industry.

Respected by her colleagues and the business world, Howard is frequently called upon to contribute in the community, participating in panel discussions and conferences and is actively involved with several advisory boards. Howard and her team have received numerous accolades for their technical prowess as well as for their work in implementing safeguards for online surfing.

Howard received both her undergraduate and MBA from Florida International University. She is married to Eric Howard and has three children, Natalie, Charlie and Monica.



JIM RUSHTON

SENIOR VICE PRESIDENT OF CORPORATE PARTNERSHIPS & INTEGRATED MEDIA

COLLEGE: Hamilton
NFL: Second Season
DOLPHINS: Second Season



Jim Rushton is the Senior Vice President of Corporate Partnerships and Integrated Media for the Miami Dolphins and Sun Life Stadium. In this capacity, he oversees the revenue and corresponding support services for all Dolphins sponsorship and media assets.

Rushton joined the Dolphins from Entercom Communications where he spent 16 years, most recently as Vice President Sports of Sales and Marketing for Entercom and Entercom New England. He was responsible for all revenues associated with the WEEI Sports Radio Network including the Boston Red Sox and Boston Celtics radio networks and the New England Patriots Monday/Friday radio network.

During his tenure with Entercom, Rushton helped establish WEEI as one of the most successful all-sports stations in the United States. In this time, the Red Sox radio network grew to become the highest grossing play-by-play franchise in all of Major League Baseball. Rushton

has also been a pioneer in integrating the radio businesses for which he was responsible into a multi-media platform that activated advertising/sponsorship campaigns utilizing audio, visual, text/mobile, experiential and sports media assets. This included the launch and development of WEEL.com.

Rushton re-located to South Florida in mid-November 2009 and since then has been part of the team to rename the stadium Sun Life Stadium; host the Orange Bowl, Pro Bowl, and Super Bowl; and negotiate a new six-year multi-media broadcast agreement with Clear Channel Communications.



JILL R. STRAFACI

SENIOR VICE PRESIDENT OF FINANCE

COLLEGE: Florida
NFL: 22nd Season
DOLPHINS: 22nd Season



Beginning her 22nd season with the Dolphins, Jill Strafacci serves as Senior Vice President of Finance. In her current position, she oversees the financial management of the Dolphins and Sun Life Stadium. Her duties include all financial operations of the team and the stadium, including budgeting, forecasting, cash management, insurance, federal and state tax matters and administration of the club's NFL benefit plans, while also assisting with special projects. Her duties also include the financial reporting for the Miami Dolphins Foundation, which she helped implement in 1995. Strafacci interacts with the NFL on financial matters and works closely on league-wide reporting and revenue sharing issues.

Before joining the Dolphins, Strafacci, a CPA, was a tax specialist with Price Waterhouse in Miami for six years, specializing in the areas of professional sports and real estate. She also worked for an accounting firm in her native Sarasota.

Strafacci graduated from the University of Florida in 1980 (accounting/finance), where she was a four-year letter-winner on the Lady Gator golf team. She resides in Davie with her husband, Frank, and their sons, Trent and Ty.



HAROLD TALISMAN

CHIEF ADMINISTRATIVE OFFICER

COLLEGE: Florida
NFL: Second Season
DOLPHINS: Second Season



Harold Talisman joined the Dolphins in 2009 as Chief Administrative Officer. In his role, Talisman oversees the finance and accounting, human resources, outside legal and general administrative functions for the Miami Dolphins and Sun Life Stadium.

Prior to joining the Dolphins, Talisman worked for 12 years with Boston Red Sox owner John Henry for The Henry Organization providing oversight of investments, taxes and financial management of multiple businesses. Talisman spent seven years (2003-09) as Chief Financial Officer of New England Sports Ventures (NESV), the parent company of the Boston Red Sox, New England Sports Network (NESN) and Fenway Sports Group (FSG).

With NESV, Talisman helped lead the financial diligence and negotiations for NESV's acquisition of the Red Sox and NESN. He also assembled and oversaw investment partnerships that raised the debt and equity financing which were necessary to close on the purchase. Additionally, Talisman was instrumental in the acquisition of FSG's 50-percent interest in Roush Fenway Racing, NASCAR's largest race team.

Prior to his role with NESV, Talisman worked several years with The Henry Organization and played a key role in the financial diligence and negotiation of John Henry's acquisition of the Florida Marlins from Wayne Huizenga in 1998.

Talisman, a Florida native, graduated from the University of Florida and resides in Parkland, Fla., with his wife, Marci, and their daughters, Erin and Jenna.



MARK TILSON

SENIOR VICE PRESIDENT OF SALES AND TICKET OPERATIONS

COLLEGE: Columbia
NFL: Second Season
DOLPHINS: Second Season



Mark Tilson was named Senior Vice President by the Dolphins in August, 2009. Tilson oversees the club's ticket, premium and event sales as well as ticket operations.

Tilson joined the Dolphins organization after working as the Vice President of Sales and Marketing for the Kansas City Royals since February 2007. In his three years in Kansas City, the Royals increased revenues by more than 67-percent and experienced one of the largest percentage increases in MLB attendance figures. Tilson also played a key role in the \$250 million renovation of Kauffman Stadium and an extensive re-branding campaign that included team marks and corporate imaging. Prior to his time with the Royals, Tilson spent nearly 11 years with the San Diego Padres, his most recent post as Vice President of Sales and Services. While with San Diego, he was instrumental in the Padres transition to PETCO Park and oversaw a 125-percent increase in season ticket sales as the Padres attendance grew to more than three million fans in 2004. Tilson also implemented a highly-successful premium membership sales program which generated significant incremental revenue for the Padres during the construction of PETCO Park.

Tilson received a bachelor of arts degree in international politics from Columbia University where he was also a four-time varsity letter winner in track and field and played on the basketball team. A native of Los Angeles, CA, he and his wife, Brooke, reside in Ft. Lauderdale with their daughter, Dylan and son, Wyatt.

WHAT A RUSH

The Dolphins have fielded one of the top pass rushing teams in the NFL throughout the past decade. From 1998-2009, the Dolphins totaled 506 sacks, second best in the NFL, trailing only Pittsburgh (520) and edging out the New York Giants (498). Over this 12-year period, the Dolphins have had ten individual double-digit sack seasons, including six by Jason Taylor, two by Trace Armstrong and one each by Adewale Ogunleye and Joey Porter. In fact, Armstrong led the AFC in sacks in 2000 with 16.5, Taylor led the NFL in 2002 with 18.5, Ogunleye topped the AFC in 2003 with 15 and Porter led the AFC with 17.5 sacks in 2008.



NAT MOORE

VICE PRESIDENT/SPECIAL ADVISOR

COLLEGE: Florida
NFL: 18th Season
DOLPHINS: 18th Season



Longtime Miami Dolphins player and executive Nat Moore was named as the team's Vice President/Special Advisor on March 12, 2010. In his new role, Moore will continue to oversee the Dolphins alumni activities and will take on an expanded senior advisory role working closely with Dolphins Chief Executive Officer Mike Dee on a variety of special projects.

One of the most celebrated players in Dolphins history, Moore was drafted in the third round of the 1974 draft (78th overall) out of the University of Florida. Moore spent his entire 13-year NFL career as one of the most productive offensive players in Dolphins' history. Moore ranks among the top three players in team history in seven major statistical categories. He is second in team history in career touchdowns (75), receiving touchdowns (74) and combined yardage (8,950) and third in receptions (510), receiving yards (7,547), total yards from scrimmage (7,795) and receiving touchdowns (12) in a season.

Moore earned All-Pro recognition and was a Pro Bowl selection in 1977 and was named the team's Most Outstanding Receiver in six straight years (1974-79). On December 5, 1999, the Dolphins organization honored Moore as the 12th honoree and second receiver to be inducted into the Dolphin Honor Roll. He also is one of 15 former Dolphins to be inducted into the Florida Sports Hall of Fame.

Establishing a positive reputation on and off the field led Moore to be named the 1984 NFL "Man of the Year," an honor bestowed on the player who gives outstanding service to his community, and earned him the 1986 Byron White Humanitarian Award for his service to his team, community and country. In recognition of Moore's impact in South Florida, in 2005 the Dolphins renamed their community service award to The Nat Moore Community Service Award. This award is given each year to a Miami Dolphins player recognized for his involvement in the South Florida community.

The wide receiver founded the Nat Moore Foundation in 1998 to improve the quality of life for disadvantaged Miami Dade County youth and their communities by focusing on education, sports development and youth health needs. The foundation has granted funds to area non-profit organizations that offered services to enrich the lives of disadvantaged youth. Since its founding, the Nat Moore Foundation has dispersed over \$1,800,000 to South Florida-based programs and initiatives.

In addition, Moore has represented the Dolphins franchise at countless charitable and civic activities. He handled alumni, youth, and special projects for the team starting in 2006, serving as a key organizational liaison to former Dolphin players and coaches nationwide. He represents the alumni on the team's Honor Roll selection committee and is a major contributor to all of the team's activities honoring the great teams and individuals in Dolphins history.

1984 DOLPHINS OFFENSE IS BEST IN NFL

In the 1984 season, the Dolphins established a number of NFL season records, including most yards gained (6,936), most yards gained by passing (5,018), most first downs (387), most touchdowns (70), most passing touchdowns (49) and most PATs (66). Four of the six marks still stand as NFL records. The only exceptions are yards gained passing, which was eclipsed by the 2000 St. Louis Rams (5,232), and passing touchdowns, which was surpassed by the 2004 Indianapolis Colts (51).


COACHING STAFF



TONY SPARANO

HEAD COACH

COLLEGE: New Haven
NFL: 12th Season
DOLPHINS: Third Season



Tony Sparano, entering his 12th season in the NFL and his 27th year in the coaching profession overall, was named the eighth head coach in Miami Dolphins history on January 16, 2008. He came to the Dolphins after spending the previous five years with the Dallas Cowboys. He also joined the team with five years of experience as a head coach at the collegiate level.

In 2009, his second year in Miami, Sparano had the Dolphins in playoff contention right until the end of the season despite season-ending injuries to four key starters - Chad Pennington and Ronnie Brown on offense and Will Allen and Jason Ferguson on defense. Rebounding from an 0-3 start, Sparano's team won seven of its next ten contests, all coming with quarterback Chad Henne playing his first games as an NFL starter, to get right back in the middle of the playoff picture.

Sparano accomplished the difficult task of balancing the need to add youth to his squad while keeping the Dolphins in the thick of the playoff hunt. Like he did with Henne, who won seven of his 13 overall starts in his first season seeing regular action under center, Sparano furthered the growth of fellow second year players Davone Bess, who led the team in receptions, Jake Long, who was named to his second consecutive Pro Bowl squad, defensive ends Kendall Langford and Phillip Merling, as well as Pro Bowl kicker Dan Carpenter, who set Dolphins special teams records.

Sparano also accelerated the development of many of the team's 2009 draft choices. Rookie cornerbacks Vontae Davis and Sean Smith excelled defensively while starting most of the season, while other draft picks, including quarterback Pat White and wideout Brian Hartline, made significant offensive contributions.

On the other side of the spectrum, Sparano coaxed productive seasons from the teams veteran players, as Ricky Williams became the seventh running back in NFL history to rush for 1,000 yards at age 32 or older, while a number of experienced players led a pass rush that accounted for 44 sacks and ranked first in the NFL in sacks per pass play. In addition, the offensive line proved to be one of the most effective in the league, as the team finished fourth in the league in rushing yards per game and was second in the NFL in third down efficiency, with another veteran, fullback Lousaka Polite, playing a key role in those conversions when called upon.

In 2008, Sparano's first year as the Dolphins' head coach, he guided the team to a single-season turnaround matched just once in NFL history. Taking over a 1-15 squad from a year earlier, he led the Dolphins to an 11-5 record and the AFC East title. His ten-game improvement has been achieved only one other time in league annals, in 1999 when the Indianapolis Colts went from 3-13 to 13-3:

LARGEST SINGLE SEASON IMPROVEMENT IN NFL HISTORY

TEAM	YEAR 1	YEAR 2	CHANGE	YEAR 2 PLAYOFFS
Indianapolis Colts	3-13 (1998)	13-3 (1999)	+10	0-1, Reached Divisional Round
MIAMI DOLPHINS	1-15 (2007)	11-5 (2008)	+10	AFC EAST CHAMPIONS, 0-1, REACHED WILD CARD ROUND
N.Y. Giants	4-7-2 (1928)	13-1-1 (1929)	+9	None
Oakland Raiders	1-13 (1962)	10-4 (1963)	+9	None
St. Louis Rams	4-12 (1998)	13-3 (1999)	+9	3-0, Won SB XXXIV
Pittsburgh Steelers	6-10 (2003)	15-1 (2004)	+9	1-1, Reached AFC Championship
Baltimore Colts	2-12 (1974)	10-4 (1975)	+8	0-1, Reached Divisional Round
N. England Patriots	3-11 (1975)	11-3 (1976)	+8	0-1, Reached Divisional Round
Cincinnati Bengals	4-11 (1987)	12-4 (1988)	+8	2-1, Reached Super Bowl XXIII
Indianapolis Colts	1-15 (1991)	9-7 (1992)	+8	None
N.Y. Jets	1-15 (1996)	9-7 (1997)	+8	None
Chicago Bears	5-11 (2000)	13-3 (2001)	+8	0-1, Reached Divisional Round
San Diego Chargers	4-12 (2003)	12-4 (2004)	+8	0-1, Reached Wild Card Round

In addition, since the NFL went to a 16-game schedule in 1978, there have been eight teams that have experienced a 1-15 season, including the 2007 Dolphins. With their 11-5 finish in 2008, the Dolphins under Sparano posted the best record of any of those teams the year following their 1-15 season and are the only one of those teams to qualify for the playoffs the next year. In fact, of the previous seven teams, just two went on to post a winning record the following season, most recently the 1997 Jets, who under the guidance of first-year Head Coach Bill Parcells, went 9-7 a year after finishing with a 1-15 mark in 1996.

RECORD FOLLOWING 1-15 SEASON

TEAM	1-15 YEAR (COACH)	FOLLOWING YEAR RECORD (COACH)
New Orleans	1980 (Dick Nolan, Dick Stanfel)	4-12 (Bum Phillips)
Dallas	1989 (Jimmy Johnson)	7-9 (Jimmy Johnson)
New England	1990 (Dick MacPherson)	6-10 (Dick MacPherson)
Indianapolis	1991 (Ted Marchibroda)	9-7 (Ted Marchibroda)
N.Y. Jets	1996 (Rich Kotite)	9-7 (Bill Parcells)
San Diego	2000 (Mike Riley)	5-11 (Mike Riley)
Carolina	2001 (George Seifert)	7-9 (John Fox)
MIAMI	2007 (CAM CAMERON)	11-5 (TONY SPARANO)

For his efforts, Sparano was named as 2008 NFL Coach of the Year by the NFL Alumni and the Pro Football Weekly/Professional Football Writers of America, and AFC Coach of the Year by the Kansas City 101 Committee. He shared USA Today's Coach of the Year honors with Atlanta's Mike Smith. In addition, he finished second by one vote for the Associated Press (AP) NFL Coach of the Year and was a finalist for the 2008 Motorola NFL Coach of the Year.

Working under Sparano's mantra of "Tough, Smart, Disciplined," the 2008 Dolphins lived up to those words by playing aggressive and intelligent football all season long. Sparano had the team playing hard, rebounding from a 2-4 start to win nine of their last ten games to finish at 11-5 and capture the AFC East title. That strong finish was reflective on an individual game basis as well, as the Dolphins outscored their opponents 82-62 in the fourth quarter and held the ball for ten minutes or more in that quarter in seven of their games in 2008.

Sparano and his staff were innovative in introducing a new offense, the "Wildcat," in the midst of the season, and that formation went on to pile up 580 yards (including an average of 6.1 yards per rush) and eight touchdowns in the 91 times it was used. He emphasized the importance of protecting the football, a lesson that was well-learned by the team. The Dolphins committed just 13 turnovers and, along with the New York Giants that year, set a new NFL record for fewest turnovers in a 16-game season, breaking the old mark of 14 turnovers set in 1990 by the Giants. In addition, the Dolphins' takeaway-giveaway ratio of plus-17 led the NFL in that category in 2008. As another measure of the team's discipline, Miami committed only 81 penalties, the fewest by a Dolphin team since 1993 (81).

With the Cowboys, Sparano served as the team's tight ends coach from 2003-04, offensive line/running game coordinator in 2005, assistant head coach/offensive line/running game coordinator in 2006 and assistant head coach/offensive line in 2007. During those five years, the Cowboys qualified for the playoffs three times, including 2007 when they won the NFC East with a 13-3 record.

In 2006, with Sparano as the Cowboys' primary play caller, the team ranked fifth in the NFL in total offense, as they averaged 360.8 yards per game. In addition, their 425 points scored was the fourth-highest total in the NFL. Of the team's 52 touchdowns on the year, 21 came via the ground, the third-highest figure in the league. Quarterback Tony Romo – in his first season as an NFL starter after having joined the team as an undrafted college free agent in 2003 – completed 220 of 337 passes (63.5%) for 2,903 yards with 19 TDs, 13 INTs and a passer rating of 95.1 despite only starting the final 10 games. He was one of four Cowboys on the offensive side of the ball to be selected to the NFC Pro Bowl squad (T Flozell Adams, C Andre Gurode, TE Jason Witten), the most offensive players to represent Dallas in the annual all-star game since 1996, also the last time the team sent a quarterback to the Pro Bowl. In addition, Dallas produced a pair of 1,000-yard receivers in 2006 (Terrell Owens, Terry Glenn) and a 1,000-yard rusher (Julius Jones), just the second time in team history that feat had occurred (1979).

In Sparano's first year with the Cowboys, rookie tight end Jason Witten, a third-round draft choice that year, caught 35 passes for 347 yards and a TD. His reception total that year tied for fourth among all NFL rookies and was first among the league's rookie tight ends. The following season, Witten established himself as one of the NFL's premier tight ends as he totaled 87 receptions for 980 yards and six TDs, becoming the first Cowboys tight end to make the Pro Bowl since Jay Novacek in 1995. Witten's reception and yardage totals both led all NFC tight ends and ranked second in the NFL. Over a three season span (2005-07), four different Cowboys offensive linemen were selected to the Pro Bowl a total of five times, including three in 2007 (T Flozell Adams, G Leonard Davis and C Andre Gurode). Over the last two seasons in that period (2006-07), the Cowboys totaled 35 rushing touchdowns, the fifth-highest total in the NFL in that stretch and the top figure among NFC clubs. Julius Jones surpassed the 1,000-yard rushing barrier in 2006 with 1,084 yards, while Marion Barber, who fell just 25 yards shy of the 1,000-yard rushing mark in 2007 but averaged 4.8 yards per attempt (204-975), compiled 24 rushing touchdowns over that two year period (2006-07), the second-highest total in the NFL over that stretch.

Sparano got his start in the NFL as offensive quality control coach with the Cleveland Browns in 1999 – the first year that the team resumed play following a three-year absence. The next year, he was promoted to offensive line coach, where he oversaw a unit that allowed 40 sacks, 20 fewer than they did the year before. He moved on to the Washington Redskins in 2001, where he served as that team's tight ends coach. He assumed the same role with the Jacksonville Jaguars in 2002, and that year the team's tight ends totaled 69 receptions for 712 yards and six TDs, including 43 catches for 461 yards and four scores by Kyle Brady.

Immediately preceding his NFL tenure, Sparano was the head coach at the University of New Haven from 1994-98, where his teams made a pair of trips to the Division II playoffs during that time, including a runner-up finish in 1997. He was named the New York Metropolitan Football Writers Division II Coach of the Year that season and was the New England Football Writers Division II/III Coach of the Year in both 1995 and 1997.

Sparano began his coaching career at New Haven in 1984, where he spent four seasons tutoring the offensive line and serving as recruiting coordinator at the school. He moved on to Boston University in 1988 and served the next six years at the school. His first two years were spent as the Terriers' offensive line coach, recruiting coordinator and academic liaison before being promoted to offensive coordinator in 1990, spending his final four years there in that post, including the 1993 season when the team put together an 11-0 mark.

Sparano was a four-year letterman at New Haven, where he started at center and went on to earn his degree in criminal law. He is a native of West Haven, Conn., where he attended Richard C. Lee High School. Sparano and his wife, Jeanette, have two sons, Tony, a defensive line assistant coach for the Hartford Colonials of the UFL, and Andrew, a member of the University at Albany (N.Y.) football team, and a daughter, Ryan Leigh.

TONY SPARANO'S COACHING CAREER

1984-87	New Haven – Offensive Line Coach/Recruiting Coordinator
1988-93	Boston Univ. – Offensive Line Coach/Recruiting Coordinator/Academic Liaison (1988-89) – Offensive Coordinator (1990-93)
1994-98	New Haven – Head Coach
1999-2000	Cleveland Browns – Offensive Quality Control Coach (1999) – Offensive Line Coach (2000)
2001	Washington Redskins – Tight Ends Coach
2002	Jacksonville Jaguars – Tight Ends Coach
2003-07	Dallas Cowboys – Tight Ends Coach (2003-04) – Offensive Line Coach/Running Game Coordinator (2005) – Asst. Head Coach/Offensive Line/Running Game Coordinator (2006) – Assistant Head Coach/Offensive Line (2007)
2008-	Miami Dolphins – Head Coach

TONY SPARANO'S CAREER RECORD

YEAR	TEAM	POSITION	REGULAR SEASON	POST-SEASON	POSTSEASON RECAP
1984	Univ. of New Haven	OL/Recruiting Coord.	5-5		
1985	Univ. of New Haven	OL/Recruiting Coord.	6-4		
1986	Univ. of New Haven	OL/Recruiting Coord.	8-2		
1987	Univ. of New Haven	OL/Recruiting Coord.	8-2		
1988	Boston University	OL/Recruiting Coord.	4-7		
1989	Boston University	OL/Recruiting Coord.	4-7		
1990	Boston University	Offensive Coordinator	5-6		
1991	Boston University	Offensive Coordinator	4-7		
1992	Boston University	Offensive Coordinator	3-8		
1993	Boston University	Offensive Coordinator	11-0	1-1	Reached D-I-AA Quarterfinals (Idaho)
1994	Univ. of New Haven	Head Coach	7-3		
1995	Univ. of New Haven	Head Coach	9-0-1	1-1	Reached D-II Quarterfinals (Ferris St.)
1996	Univ. of New Haven	Head Coach	7-3		
1997	Univ. of New Haven	Head Coach	9-1	3-1	Reached D-II Championship (N. Colorado)
1998	Univ. of New Haven	Head Coach	5-5		
1999	Cleveland Browns	Off. Quality Control	2-14		
2000	Cleveland Browns	Offensive Line	3-13		
2001	Washington Redskins	Tight Ends	8-8		
2002	Jacksonville Jaguars	Tight Ends	6-10		
2003	Dallas Cowboys	Tight Ends	10-6	0-1	Reached Wild Card Game (Carolina)
2004	Dallas Cowboys	Tight Ends	6-10		
2005	Dallas Cowboys	OL/Run Game Coord.	9-7		
2006	Dallas Cowboys	Asst. HC/OL	9-7	0-1	Reached Wild Card Game (Seattle)
2007	Dallas Cowboys	Asst. HC/OL	13-3	0-1	Reached Divisional Round (N.Y. Giants)
2008	Miami Dolphins	Head Coach	11-5	0-1	AFC East Champions/ Reached Wild Card Game (Baltimore)
2009	Miami Dolphins	Head Coach	7-9		

	REGULAR SEASON				ALL GAMES			
	W	L	T	PCT.	W	L	T	PCT.
College Assistant	58	48	0	.547	59	49	0	.546
NFL Assistant	66	78	0	.458	66	81	0	.449
College Head Coach.....	37	12	1	.750	41	14	1	.741
NFL Head Coach	18	14	0	.563	18	15	0	.545
26-YEAR COACHING HISTORY	179	152	1	.541	184	159	1	.538

TAKE IT AWAY

For the Dolphins, the takeaway/giveaway ratio is the statistical category that has had the biggest correlation between wins and losses. Over the last 14 years (1996-2009), the Dolphins are 79-25 (.760) in games where they have claimed the turnover battle, including a 3-2 mark in 2009. They are 14-71 (.165) over this same stretch in games where their opponent has held the advantage in that department, including a 1-6 register a year ago.



JOHN BONAMEGO

SPECIAL TEAMS COORDINATOR



COLLEGE: Central Michigan
NFL: 12th Season
DOLPHINS: Third Season



John Bonamego is entering his third season in his current role after being named the Dolphins' special teams coordinator on January 28, 2008. His appointment followed a two-year stint in the same capacity with the New Orleans Saints. He now has been an NFL assistant for 11 seasons and during that time the teams with which he has coached have won five divisional titles and advanced to a pair of conference championship games.

The success of the Dolphins special teams paid dividends during the 2009 campaign as Bonamego's units contributed to record-setting performances, while individuals were honored for their season-long consistency. In the Dolphins' 30-25 victory over the New York Jets on November 1, 2009, Ted Ginn, Jr. became the first player in NFL history with two kickoff return touchdowns of 100 yards or more in the same game. Additionally, Ginn became the first player in 42 years to record two returns for touchdowns in the same quarter while also recording 299 return yards, the second-most kickoff return yards in a game in NFL history.

Punter Brandon Fields also turned in a record-setting campaign as his season's net average of 39.8 yards per punt became the highest single-season figure in Dolphins history, surpassing Donnie Jones' previous team record of 39.3 yards which was set in 2005. Fields' season gross average of 46.3 (46.293) yards per punt was the second highest figure in Dolphins history, behind only John Kidd's 46.3 yard average (46.295) in 1996.

Another of Bonamego's pupils was rewarded for his consistency over the 2009 season as placekicker Dan Carpenter was named to the AFC Pro Bowl team. Carpenter finished the 2009 season with a career high 112 points as he connected on 25 of 28 field goals and 37 of 38 point after touchdown attempts. He also notched two game winning kicks during the 2009 season. Carpenter became only the third Dolphins kicker to be selected to the Pro Bowl, joining Garo Yepremian (1973, 1978) and Olindo Mare (1999).

Bonamego's units as a whole also made their mark on the NFL as they were the second least penalized unit in 2009, while finishing in the Top 10 in gross punting average, net punting average and field goal percentage.

While Bonamego was with the Saints, his unit proved pivotal in catapulting the club to a 10-6 record and the NFC South crown in Bonamego's first season of 2006, as it recorded two signature plays during the course of the season. The first occurred in a Monday night game against Atlanta on September 25 - the first game back at the Superdome following Hurricane Katrina - when Curtis DeLoach recovered a Steve Gleason blocked punt in the end zone to open the scoring en route to a 23-3 victory as the Saints started 3-0 for just the fifth time in franchise history. Two weeks later against Tampa Bay, rookie Reggie Bush's 65-yard punt return for a touchdown with 4:17 remaining in the contest erased a 21-17 deficit and gave the Saints a 24-21 victory. Prior to his tenure with the Saints, Bonamego tutored the special teams unit with the Green Bay Packers from 2003-05. He got his start in the NFL as assistant special teams coach with the Jacksonville Jaguars in 1999, a spot he held for three seasons where he worked under Frank Ganz Sr. for two years and Larry Paquale for a year, before being promoted to special teams coordinator in 2002.

In Bonamego's eight seasons heading up a special teams unit, his groups have finished in the top 10 in the NFL in overall special teams rankings under a formula devised by the Dallas Morning News on five occasions, including a top 10 finish in 2009. This includes a No. 3 finish by his Jacksonville Jaguars squad of 2002, which blocked four kicks and was second in the league in kickoff coverage. Also that year, punter Chris Hanson was selected to the AFC Pro Bowl squad. In the past eight seasons, his units blocked a total of 14 kicks, consisting of seven field goals, five punts and two PATs. They recorded at least one blocked kick in seven of those eight campaigns.


Prior to starting his NFL stint, Bonamego held assistant posts at Maine (1988-91), Lehigh (1992) and Army (1993-98). In 1987, he also coached at Mt. Pleasant (Mich.) High School and was a player-coach in Europe with the Verona (Italy) Redskins. A wide receiver and quarterback at Central Michigan, Bonamego earned his degree in health and fitness from the school in 1987. He then went on to earn his master's in physical education from Maine in 1992. He also received an honorary doctorate degree from Central Michigan in 2009, and is a graduate of Paw Paw (Mich.) High School. Bonamego and his wife, Paulette, have two sons, Javier and Giovanni, and a daughter, Bellina.

JOHN BONAMEGO'S COACHING CAREER

1988-91	Maine – Graduate Assistant (1988-89) – Wide Receivers/Special Teams Coach (1990-91)
1992	Lehigh – Running Backs/Assistant Special Teams Coach
1993-98	Army – Assistant Outside Linebackers Coach (1993) – Special Teams Coach/Recruiting Coordinator (1994-98)
1999-2002	Jacksonville Jaguars – Assistant Special Teams Coach (1999-2001) – Special Teams Coordinator (2002)
2003-05	Green Bay Packers – Special Teams Coordinator
2006-07	New Orleans Saints – Special Teams Coordinator
2008-	Miami Dolphins – Special Teams Coordinator

TODD BOWLES

ASSISTANT HEAD COACH/SECONDARY



COLLEGE: Temple
NFL: 19th Season
DOLPHINS: Third Season

Todd Bowles is entering his third season in his current post, having been named to the position on January 23, 2008. Prior to joining the Dolphins he had spent the previous three years as the secondary coach with the Dallas Cowboys.

During his second season with the Dolphins, Bowles was instrumental in the development of rookie cornerbacks Vontae Davis and Sean Smith. Smith was one of only two Miami defenders to start all 16 regular season games in 2009 while Davis led the team with four interceptions. Bowles' secondary was also represented at the 2010 Pro Bowl as safety Yeremiah Bell concluded a stellar season by being named to the AFC squad.

In Bowles' three years in Dallas, three Cowboys defensive backs were chosen to a combined five Pro Bowls, including three by safety Roy Williams. In 2007, three-fourths of Dallas' backfield was selected to the NFC All-Star squad, as cornerback Terence Newman and safety Ken Hamlin joined Williams in Honolulu. Over those three seasons (2005-07), the Cowboys as a team came up with 52 interceptions, tied for the third-highest total in the NFC. Before going to the Cowboys, Bowles had a four-year stint (2001-04) on the staff of the Cleveland Browns, including the first three years as the defensive nickel package coach and the final season as secondary coach. In that 2004 season, the Browns ranked fifth in the league in pass defense, as they allowed an average of just 181.3 passing yards per game. In Bowles' first year with Cleveland, the Browns led the league and set a franchise record with 33 interceptions, 28 of which were accounted for by defensive backs, including 10 by rookie Anthony Henry. Bowles' first NFL coaching position came as defensive backs coach with the New York Jets in 2000, when he helped the unit to a No. 6 NFL ranking in pass defense, permitting an average of only 183.3 yards passing per outing.

Bowles, a native of Elizabeth, N.J., was a four-year letterman as a defensive back at Temple University (1982-85). He went on to play eight seasons in the NFL, including stints with Washington (1986-90, 1992-93) and San Francisco (1991). In his career, he appeared in 117

regular season games and accounted for 15 interceptions. He was a member of the Redskins team that captured the Super Bowl XXII championship following the 1987 season. Upon conclusion of his playing career, Bowles worked in the player personnel department of the Green Bay Packers from 1995-96. He was defensive coordinator/secondary coach at Morehouse College in 1997 and defensive coordinator/defensive backs coach at Grambling State from 1998-99. He and Taneka reside in Parkland, FL. Bowles has a daughter, Sydni, and sons, Todd Jr., Troy and Tyson.

TODD BOWLES' COACHING CAREER

1997	Morehouse College – Defensive Coordinator/Secondary Coach
1998-99	Grambling State – Defensive Coordinator/Defensive Backs Coach
2000	New York Jets – Defensive Backs Coach
2001-04	Cleveland Browns – Defensive Nickel Package Coach (2001-03) – Secondary Coach (2004)
2005-07	Dallas Cowboys – Secondary Coach
2008-	Miami Dolphins – Assistant Head Coach/Secondary



STEVE BUSH

OFFENSIVE QUALITY CONTROL

COLLEGE: Southern
Connecticut State

NFL: Third Season

DOLPHINS: Third Season



Steve Bush is entering his third season as an NFL assistant in 2010. Prior to joining the Dolphins, he experienced a successful 26-year run as a coach at both the high school and collegiate levels.

During the 2009 campaign the Dolphins offense finished fourth in the NFL in rushing and second in both third and fourth down efficiency. In 2008, Bush's first season with the Dolphins, the offense committed a total of only 33 penalties, tied for the fourth-lowest figure in the NFL.

From 2000-04, Bush coached at Syracuse as the school's defensive backs coach (2000) and quarterbacks coach (2001-04). In that 2000 season, Bush coached cornerback Will Allen, a first-team All-Big East selection that year who went on to become a first-round draft choice of the Giants in 2001 and is currently with the Dolphins. Immediately preceding his tenure with the Dolphins, Bush was the head coach at West Genesee (N.Y.) High School for three years (2005-07), and in 2007 he guided the school to a record of 11-2 and its first New York State Class AA state title.

Bush got his start in the coaching profession as a graduate assistant at Southern Connecticut State, where he served from 1982-83. He moved on to Springfield College where he was the school's defensive coordinator/secondary coach from 1984-85. That was followed by stints as defensive coordinator/linebackers coach at the University of New Haven from 1986-87 and defensive coordinator/secondary coach at Boston University from 1988-89. During the '86 campaign he worked alongside Dolphins Head Coach Tony Sparano, also a member of that staff. The pair also served together at BU from 1988-89. Bush moved on as a head coach at the high school ranks, first at Longmeadow (Mass.) High from 1990-92 and then at Manalapan (N.J.) High from 1993-99.

Bush was a defensive back at Southern Connecticut State (1978-81), where he earned both his undergraduate and master's degrees. He and his wife, Maria, have two daughters, Kacey and Leah, and two sons, Kevin and Shane.

STEVE BUSH'S COACHING CAREER

1982-83	Southern Connecticut State – Graduate Assistant
1984-85	Springfield College – Defensive Coordinator/Secondary Coach
1986-87	New Haven - Defensive Coordinator/Linebackers Coach
1988-89	Boston University – Defensive Coordinator/Secondary Coach
1990-92	Longmeadow (Mass.) High School – Head Coach
1993-99	Manalapan (N.J.) High School - Head Coach
2000-04	Syracuse – Defensive Backs Coach (2000) – Quarterbacks Coach (2001-04)
2005-07	West Genesee (N.Y.) High School – Head Coach
2008-	Miami Dolphins – Offensive Quality Control Coach



DAN CAMPBELL

COACHING INTERN/OFFENSE



COLLEGE: Texas A&M
NFL: 12th Season
DOLPHINS: First Season



Dan Campbell makes the transition from player to coach as he joins Tony Sparano's staff for the 2010 season as a coaching intern/offense. His responsibilities will include assisting the offensive coaches with all facets of preparation with an emphasis on the offensive line.

Campbell joins the Dolphins with 11 years of playing experience with the New York Giants (1999-2002), Dallas Cowboys (2003-05), Detroit Lions (2006-08) and most recently the New Orleans Saints (2009). A third-round selection of the Giants in the 1999 NFL draft, the former tight end appeared in 114 games with 75 starts over the course of his career and caught 91 passes for 934 yards and 11 touchdowns.


Campbell attended Texas A&M where he was a four year letter winner and an agricultural development major. The Clifton, Texas native and his wife, Holly, have a son, Cody.

DAN CAMPBELL'S COACHING CAREER

2010-	Miami Dolphins – Coaching Intern/Offense
-------	--

A PLAYER'S COACH

When James Saxon was named as the team's running backs coach in 2008, he became the eighth person to have both played and coached with the Dolphins. Saxon was a running back with the team from 1992-94. The first to have achieved this was Bob Matheson, who was a linebacker from 1971-79 before going on to serve with the staff from 1983-86. The others who followed Matheson and preceded Saxon are Larry Seiple (P/RB/TE, 1967-77; Coach, 1988-99), Tony Nathan (RB, 1979-87; Coach, 1989-95), Dwight Stephenson (C, 1980-87; Coach, 1992), Bernie Parmalee (RB, 1992-98; Coach, 2002-04), Jeff Dellenbach (T/C, 1985-94; Coach, 2004) and Terry Robiskie (FB, 1980-81; Coach, 2007). In addition, while not seeing action in a game, Jason Garrett served as the team's 3rd quarterback for five games in 2004 before joining the coaching staff from 2005-06 as the team's quarterbacks coach.



DAVID CORRAO

DEFENSIVE QUALITY CONTROL/ASSISTANT LINEBACKERS



COLLEGE: Arizona
NFL: Third Season
DOLPHINS: Third Season



David Corrao is entering his third season as both an NFL assistant and as a member of the Dolphins' coaching staff in 2010.

Corrao joined the Dolphins after coaching the linebackers at the University of Mississippi in 2007. He served as a defensive graduate assistant coach at Ole Miss the previous two years (2005-06), when he worked with linebacker Patrick Willis, a first-round draft choice of the San Francisco 49ers in 2007 and the 2007 Associated Press Defensive Player of the Year. Prior to joining the Ole Miss staff, Corrao tutored the tight ends at Northeastern University in 2004. After several years coaching in the high school ranks, he served as a graduate assistant at Syracuse University from 2000-03. During his tenure at the school, Corrao worked under former Dolphins' defensive coordinator Paul Pasqualoni, then the head coach with the Orange.

Corrao attended the University of San Diego, where he was a member of the football team as a freshman in 1992. He went on to earn his bachelor's degree in creative writing from the University of Arizona in 1997 and a master's in instructional design development & evaluation from Syracuse in 2003. He is a graduate of Trabuco Hills High School in Mission Viejo, Calif. Corrao lives in South Florida with his wife, Trisha.

DAVID CORRAO'S COACHING CAREER

2000-03	Syracuse – Graduate Assistant
2004	Northeastern – Tight Ends Coach
2005-07	Mississippi – Graduate Assistant (2005-06) – Linebackers Coach (2007)
2008-	Miami Dolphins – Defensive Quality Control Coach (2008-09) – Defensive Quality Control Coach/Assistant Linebackers (2010)



JOE DANNA

ASSISTANT SECONDARY



COLLEGE: Central Michigan
NFL: Third Season
DOLPHINS: First Season



Joe Danna is the most recent addition to Tony Sparano's staff as he was named the Dolphins' assistant secondary coach on February 21, 2010. His responsibilities will include assisting Assistant Head Coach/Secondary Todd Bowles with the Miami defensive backfield.

Danna joins the team with 11 years of coaching experience, including the past two with the Atlanta Falcons as a defensive assistant.

Danna, a four-year letter winning wide receiver at Central Michigan University (1995-98), remained with the Chippewas following his playing career to serve as a student assistant (1999) and then as a graduate assistant (2000). Following a season as graduate assistant at the University of Georgia (2001), Danna returned to his alma mater, serving as wide receivers coach (2002, 2005) and safeties coach (2003-04). Following his tenure at Central Michigan, he spent the next two seasons as the defensive backs coach at Georgia Southern (2006) and James Madison (2007) before joining the Falcons in 2008.

Danna earned his bachelor's degree in elementary education and social sciences with a language arts minor from Central Michigan. The Midland, Michigan native and his wife, Nicole, have two sons, Luke and Zack, and a daughter, Lindsey.

JOE DANNA'S COACHING CAREER

1999-2000	Central Michigan – Student Assistant (1999)
2000	– Graduate Assistant
2001	Georgia – Graduate Assistant
2002-05	Central Michigan – Wide Receivers (2002)
	– Safeties (2003-04)
	– Wide Receivers (2005)
2006	Georgia Southern – Defensive Backs
2007	James Madison – Defensive Backs
2008-09	Atlanta Falcons – Defensive Assistant
2010-	Miami Dolphins – Assistant Defensive Backs



DAVE DeGUGLIELMO

OFFENSIVE LINE



COLLEGE: Boston University
NFL: Sixth Season
DOLPHINS: Second Season



Dave DeGuglielmo begins his second season in Miami in 2010 after being named the Dolphins' offensive line coach on January 15, 2009.

DeGuglielmo (pronounced Day-Ghoul-Yell-Mo) came to the Dolphins in 2009 after spending the previous five seasons (2004-08) as a member of the New York Giants staff, including his last four as assistant offensive line coach. Anchored by Pro Bowl left tackle Jake Long, the Dolphins offensive line paved the way for the NFL's fourth-ranked rushing attack in 2009, led by Ricky Williams, who broke the NFL record for longest span between 1,000 yard seasons.

DeGuglielmo joined the New York Giants in 2004 as the assistant offensive line/quality control coach and was elevated to assistant offensive line coach in 2005. During his tenure (2004-08), the Giants consistently ranked in the top ten in the NFL in rushing. The Giants are one of only four NFL teams to have put together a 4.0-yard average per rush attempt or better each of his last four seasons (2005-08). Also during this four-year stretch, the Giants allowed 28 or fewer sacks each time and qualified for the Playoffs four consecutive years for the first time in franchise history. In 2008 the team led the league and established a new franchise record with 2,518 rushing yards and 5.0 yards per carry. A member of the Super Bowl XLII Champion staff, DeGuglielmo also assisted in tutoring 2009 Pro Bowl selections guard Chris Snee and center Shaun O'Hara, the first Giants offensive linemen named to the Pro Bowl since guard Ron Stone in 2001.

Prior to entering the NFL coaching ranks, DeGuglielmo spent 13 seasons at the collegiate level, including the final five at the University of South Carolina (1999-2003), where he tutored

the offensive line for two years (1999, 2003), and the offensive tackles and tight ends for the balance (2000-02). While with the Gamecocks he helped return the institution back to respectability within the Southeastern Conference, which included two Outback Bowl victories over Ohio State at the conclusion of the 2000 and 2001 seasons. In 2003 the South Carolina offensive line finished the season ranked nationally and tops in the SEC after giving up only 11 sacks in 12 games. Before joining South Carolina, he spent two seasons as the offensive line coach for the University of Connecticut (1997-98), where the Huskies appeared in the 1998 NCAA 1-AA playoffs, the first postseason appearance in school history and the first and only 10 win season in school history. Prior to that, DeGuglielmo spent four seasons (1993-96) at his alma mater Boston University, the first three as offensive line coach and the final one as offensive line/assistant head coach. In his first season at BU, the school posted an 11-0 mark in the regular season and advanced to the quarterfinals of the Division I-AA playoffs. DeGuglielmo began his coaching career at Boston College, spending two seasons with the Eagles (1991-92), where he was the school's graduate assistant offensive line coach.

DeGuglielmo grew up in Lexington, Mass, and was a four-year letter-winning offensive lineman at Boston University (1987-90), while playing both the guard and center positions. In fact, Dolphins Head Coach Tony Sparano was the offensive line coach on the BU staff in DeGuglielmo's final three seasons. A two-time Yankee Conference All-Academic Player and a First Team All-New England selection, he earned a bachelor's degree in 1990 and a master's degree in 1991.

DAVE DeGUGLIELMO'S COACHING CAREER

1991-92	Boston College – Graduate Assistant Offensive Line Coach
1993-96	Boston University – Offensive Line Coach (1993-95) – Offensive Line/Assistant Head Coach (1996)
1997-98	Connecticut – Offensive Line Coach
1999-2003	South Carolina – Offensive Line Coach (1999, 2003) – Offensive Tackles/Tight Ends Coach (2000-02)
2004-08	New York Giants – Assistant Offensive Line/Quality Control Coach (2004) – Assistant Offensive Line Coach (2005-08)
2009-	Miami Dolphins – Offensive Line Coach



GEORGE DeLEONE

TIGHT ENDS

COLLEGE: Connecticut
NFL: Fourth Season
DOLPHINS: Third Season



George DeLeone is entering his fourth season as an NFL assistant coach and his third with the Dolphins in 2010.

During the 2009 season, DeLeone nurtured a young group of talented tight ends who were big contributors to the Dolphins' highly successful ground game. The unit, consisting of Anthony Fasano, Joey Haynos and Korry Sperry, played a critical role and helped pave the way for the NFL's fourth-best rushing attack that averaged nearly 140 yards per game. The unit also provided insurance in the passing attack as the trio combined for 53 catches for 532 yards and five touchdowns.

Prior to joining the Dolphins, DeLeone was the offensive coordinator at Temple University the previous two seasons (2006-07), while also tutoring the interior offensive linemen in 2007 and the quarterbacks in 2006. Prior to that, he was the run game coordinator/offensive line coach at the University of Mississippi in 2005. DeLeone's first year in the NFL came in 1997 when he coached the offensive line with San Diego Chargers.

The bulk of his coaching career has been spent at Syracuse University, where he served as an assistant from 1985-96 and 1998-2004. During that 19-year span DeLeone served in a variety of roles including offensive line coach (1985-86, 2000-04), offensive coordinator (1987-96), defensive coordinator (1998) and quarterbacks coach (1999). He also held the title of associate head coach from 1998-2004. During DeLeone's time tutoring the offensive line, five of his pupils were drafted into the NFL. In 10 years as offensive coordinator, five of his players were first-team All-America selections. In his 19 years with the Orange, the team produced 15 winning records and appeared in 13 bowl games.

DeLeone began his coaching career at Southern Connecticut State in 1970 as offensive line coach. After six years in that post he was promoted to head coach in 1976 and served four years in that role. In 1980, he moved on to Rutgers as an assistant where he was the Scarlet Knights' defensive line coach (1980), defensive coordinator (1981-82) and offensive line/special teams coach (1983). In DeLeone's three years coaching on the defensive side of the ball at Rutgers, the team allowed an average of just 19.5 points per game over that 33-game span. He was appointed offensive coordinator at Holy Cross in 1984 and in his lone year at the school, running back Gil Fenerty rushed for 1,211 yards, a school single-season record at the time and now the third-highest figure.

A native of New Haven, Conn., DeLeone earned his bachelor's degree in physical education from the University of Connecticut and his master's in education from Southern Connecticut State. He and his late wife, Roberta, have two sons, Andy, a graduate of the University of Pennsylvania, and Mark, a graduate of the University of Iowa.

GEORGE DeLEONE'S COACHING CAREER

1970-79	Southern Connecticut State – Offensive Line Coach (1970-75) – Head Coach (1976-79)
1980-83	Rutgers – Defensive Line Coach (1980) – Defensive Coordinator (1981-82) – Offensive Line/Special Teams Coach (1983)
1984	Holy Cross – Offensive Coordinator
1985-96	Syracuse – Offensive Line Coach (1985-86) – Offensive Coordinator (1987-96)
1997	San Diego Chargers – Offensive Line Coach
1998-2004	Syracuse – Associate Head Coach/Defensive Coordinator (1998) – Associated Head Coach/Quarterbacks (1999) – Associate Head Coach/Offensive Line (2000-04)
2005	Mississippi – Run Game Coordinator/Offensive Line Coach
2006-07	Temple – Offensive Coordinator/Quarterbacks Coach (2006) – Offensive Coordinator/Interior Offensive Linemen (2007)
2008-	Miami Dolphins – Tight Ends Coach



KARL DORRELL

WIDE RECEIVERS

COLLEGE: UCLA
NFL: Sixth Season
DOLPHINS: Third Season



Karl Dorrell enters his third season on the Dolphins' coaching staff, having joined the club in 2008 following a five-year stint as head coach at UCLA.

Over the past two seasons (2008-09), Dorrell has been instrumental in the development of a core of reliable receivers, including veterans Davone Bess and Greg Camarillo and rookie Brian Hartline. Bess improved on his stellar rookie campaign by recording a team-leading 76 catches in 2009, tied for the fourth-best single-season reception total in team history. In addi-

tion, his 130 career catches places him at the top of the team's record book with the most receptions by a Dolphin in his first two NFL seasons. Camarillo returned in 2009 with his second straight 50 catch season, while Hartline provided a deep threat for Chad Henne.

During Dorrell's time heading up the Bruins' program, the school went 35-27 and appeared in a bowl game all five seasons. In 2005, UCLA went 10-2, recorded a victory over Northwestern in the Sun Bowl and finished with a No. 13 national ranking in the USA Today Coaches poll, and No. 16 by the Associated Press. For the team's performance that year, Dorrell was named the Pac-10 Conference co-Coach of the Year. Before that, he was wide receivers coach with the Denver Broncos from 2000-02. In Denver, Rod Smith's first two career Pro Bowl selections coincided with Dorrell's first two years with the team. In fact, Smith surpassed the 1,000-yard receiving mark all three years that Dorrell was there, and also attained the 100-catch plateau the first two seasons. In addition, Ed McCaffrey went over the 100-catch and 1,000-yard receiving barriers as well in 2000, as the pair combined for 201 receptions, 2,919 receiving yards and 17 touchdowns that year.

Prior to his stint with the Broncos, Dorrell had been an assistant at the collegiate level for the previous 12 seasons, including seven years as an offensive coordinator. This consisted of positions at UCLA (graduate assistant, 1988), Central Florida (wide receivers, 1989), Northern Arizona (offensive coordinator/wide receivers, 1990-91), Colorado (wide receivers, 1992-93; offensive coordinator/wide receivers, 1995-98), Arizona State (wide receivers, 1994) and Washington (offensive coordinator/wide receivers, 1999). Overall in Dorrell's 17 seasons as a head coach and an assistant coach at the collegiate level, the teams with which he coached put together 10 winning records and made 12 bowl appearances. He also worked with the Broncos' staff during training camp in 1993 and 1999 as part of the NFL's Minority Coaching Fellowship program.

Dorrell played five years as a receiver at UCLA (1982-86) and during that time he totaled 108 receptions for 1,517 yards and nine touchdowns. He grew up in San Diego where he attended Helix High School. He and his wife, Kim, have a son, Chandler, and a daughter, Lauren.

KARL DORELL'S COACHING CAREER


1988	UCLA – Graduate Assistant
1989	Central Florida – Wide Receivers Coach
1990-91	Northern Arizona – Offensive Coordinator/Wide Receivers Coach
1992-93	Colorado – Wide Receivers Coach
1994	Arizona State – Wide Receivers Coach
1995-98	Colorado – Offensive Coordinator/Wide Receivers Coach
1999	Washington – Offensive Coordinator/Wide Receivers Coach
2000-02	Denver Broncos – Wide Receivers Coach
2003-07	UCLA – Head Coach
2008-	Miami Dolphins – Wide Receivers Coach



DAN HENNING

OFFENSIVE COORDINATOR

COLLEGE: William & Mary
NFL: 31st Season
DOLPHINS: Fifth Season



Dan Henning begins his 31st season as an NFL coach in 2010. He re-joined the Dolphins' staff on February 4, 2008 marking his second stint with the team, having served as the team's quarterback and receivers coach from 1979-80 under Don Shula.

During his first two seasons as offensive coordinator, Henning oversaw the transformation of a unit that is widely regarded as one of the most innovative and creative offenses in the

National Football League. In 2009, the Dolphins were a multi-faceted offense which included a top five rushing attack, a strong-armed young quarterback and the innovative Wildcat formation. The 2009 unit also was one of the most efficient on third and fourth downs, ranking second in the NFL in both categories. Furthermore, the 2009 campaign also saw the emergence and development of quarterback Chad Henne, who under the watchful eye of Henning, stepped into the starting role following an injury to incumbent Chad Pennington. The development of Henne, along with the re-emergence of running back Ricky Williams, whose fifth career 1,000 yard season broke the NFL record for the longest span between 1,000 yard rushing seasons, provided a potent offensive combination.

The evolution of the Wildcat offense coupled with the emergence of a talented core group of contributors that include Henne, two-time Pro Bowl selection Jake Long, running backs Ronnie Brown and Williams, as well as the addition of Pro Bowl wide receiver Brandon Marshall will provide Henning an arsenal of weapons to further keep opposing defenses guessing in 2010.

Prior to being away from football in 2007, Henning was the offensive coordinator with the Carolina Panthers for the previous five seasons (2002-06). In his five-year stay there, the team advanced to the NFC Championship Game twice, including one year in which they went on to play in the Super Bowl (2003). Quarterback Jake Delhomme, who entered the league as an undrafted college free agent in 1997, became a full-time starter for the first time in 2003. Under Henning's guidance, he gradually became one of the NFL's top signal callers, having been selected to the NFC Pro Bowl squad in 2005. In addition, from 2003-06 Delhomme tossed 89 touchdown passes, the fifth-highest total in the NFL over this four-year stretch. Overall in Henning's five seasons leading the Panthers' offense, five different offensive players made a total of six Pro Bowl appearances, including four skilled position players in RB Stephen Davis (2003), WR Muhsin Muhammad (2004), Delhomme (2005) and WR Steve Smith (2005, 2006). The 2005 squad scored 391 points, the third-highest total in the NFC that year and the second-highest figure in the 13-year history of the Panthers franchise.

Of Henning's 30 seasons in the NFL, seven have been spent as a head coach, including stints with Atlanta (1983-86) and San Diego (1989-91). Prior to joining the Panthers, Henning had served three seasons with the New York Jets (1998-2000), the first two as quarterbacks coach and the final one as offensive coordinator/quarterbacks coach. New York compiled winning marks in two of those three seasons, including a regular season record of 12-4 in 1998 when they advanced to the AFC Championship Game. In that '98 campaign, quarterback Vinny Testaverde enjoyed the most efficient season of his pro career as he led all AFC quarterbacks and finished second in the NFL with a passer rating of 101.6, throwing for 29 touchdowns while being intercepted just seven times.

Henning got his start in the NFL as quarterbacks and receivers coach with the Houston Oilers in 1972. After a six-year stint in the collegiate ranks, including 1971 and 1973 as offensive coordinator at Virginia Tech and 1968-70 as offensive coordinator/quarterbacks/wide receivers coach at Florida State, he returned to the NFL in 1976, when he began a three-year stint as quarterbacks and wide receivers coach with the New York Jets. That preceded his first stay with the Dolphins. In 1981, he was appointed assistant head coach with the Washington Redskins while also tutoring the team's quarterbacks, and held that post for two years. In his second year there, quarterback Joe Theismann compiled a passer rating of 91.3, the second-highest figure of his career as the Redskins put together a regular season record of 8-1 and went on to capture the Super Bowl XVII Championship. Running back John Riggins was the game's MVP as he rushed for a then-Super Bowl record 166 yards. Following his initial head coaching stop, Henning returned to the Redskins as assistant to the head coach/offensive coordinator in 1987, and served in that role for the next two years. That first season back in the nation's capital resulted in a regular season record of 11-4, capped by a victory over Denver in Super Bowl XXII, as quarterback Doug Williams was named the game's MVP. Also in that championship game, running back Tim Smith ran for a Super Bowl-record 204 yards, and the team scored a record 35 points in the second quarter. After his next stint as a head coach, Henning was the offensive coordinator with the Detroit Lions from 1992-93. The latter of those two seasons saw the Lions amass a regular season record of 10-6 as they captured the NFC Central crown, the club's most recent division title. That catapulted him into the head coaching position at Boston College from 1994-96. He returned to the NFL as offensive coordinator with the Buffalo Bills in 1997, and then moved on to the Jets the following year after the retirement of Marv Levy.

Henning played quarterback at William & Mary, where upon the conclusion of his career, he went to training camp with the San Diego Chargers in 1964 before playing two years in the Continental Football League. He was re-signed by San Diego in 1966 and was with the team through training camp in 1967. He finished his playing career with Norfolk of the Continental League. His first coaching position came as offensive coordinator and quarterbacks coach at

Florida State from 1968-70. That was followed by a one-year stint (1971) as offensive coordinator at Virginia Tech.

A New York City native, Henning attended St. Francis Prep in Brooklyn, N.Y. Henning has three daughters, Mary K., Patty and Terry, and two sons, Dan and Mike. He also has 12 grandchildren: Teddy, Hunter, Taylor, Dillon, Chandler, Erica, Riley, Emily, Cassie, Patrick, Caylyn and Peyton.

DAN HENNING'S COACHING CAREER

1968-70	Florida State – Offensive Coordinator/Quarterbacks, Wide Receivers, Tight Ends Coach
1971	Virginia Tech – Offensive Coordinator/Quarterbacks, Wide Receivers, Tight Ends Coach
1972	Houston Oilers – Quarterbacks/Wide Receivers and Tight Ends Coach
1973	Virginia Tech – Offensive Coordinator/Quarterbacks, Wide Receivers, Tight Ends Coach
1974	Florida State – Offensive Coordinator/Quarterbacks/Wide Receivers and Tight Ends Coach
1976-78	New York Jets – Quarterbacks/Wide Receivers and Tight Ends Coach
1979-80	Miami Dolphins – Quarterbacks/Wide Receivers and Tight Ends Coach
1981-82	Washington Redskins – Assistant Head Coach, Quarterbacks
1983-86	Atlanta Falcons – Head Coach
1987-88	Washington Redskins – Offensive Assistant to the Head Coach
1989-91	San Diego Chargers – Head Coach
1992-93	Detroit Lions – Offensive Coordinator, Quarterbacks
1994-96	Boston College – Head Coach
1997	Buffalo Bills – Offensive Coordinator
1998-2000	New York Jets – Quarterbacks Coach (1998-99) – Offensive Coordinator/Quarterbacks Coach (2000)
2002-06	Carolina Panthers – Offensive Coordinator/Quarterbacks Coach (2002-03) – Offensive Coordinator (2004-06)
2008-	Miami Dolphins – Offensive Coordinator



DAVID LEE

QUARTERBACKS

COLLEGE: Vanderbilt
NFL: Seventh Season
DOLPHINS: Third Season



David Lee enters his third season as part of the Dolphins' coaching staff in 2010. He joined the team following a one-year stay at the University of Arkansas (2007), where he ran the offense and tutored the quarterbacks as the team posted a regular season record of 8-4 and went on to appear in the Cotton Bowl. Following the 2007 season, he had assumed a similar role at Ole Miss under Head Coach Houston Nutt before joining the Dolphins' staff on January 10, 2008.

During the 2009 season, Lee molded a group of young quarterbacks, headed by second year pro Chad Henne, who emerged into the spotlight following a season-ending week-three injury to Chad Pennington. Henne gained a wealth of experience under Lee's guidance, completing nearly 60-percent of his passes and throwing for 2,878 yards while leading the Dolphins to a 7-6 record as a starter. Henne had three games in 2009 in which he threw for more than 300 yards, the only quarterback other than Dan Marino in team history to throw for multiple 300-yard games in a single season.

Lee also played an vital role in the transformation of the Wildcat offense. No longer a surprise, but a key part of the Dolphins attack, the formation evolved into a multi-dimensional threat that consistently challenged opposing defenses. Since its inception during the 2008 season, the Wildcat offense has accounted for more than 1,000 yards of offense while producing 16 touchdowns.

In 2008, Lee was charged with preparing Chad Pennington for the starting role despite the fact that Pennington was not signed until the day of the Dolphins' first preseason game. Pennington went on to earn NFL Comeback Player of the Year accolades as he started all 16 games and led the NFL with a completion mark of 67.4 percent. His passer rating of 97.4 ranked second in the NFL and was the second-best figure both in Dolphins history and of his career. His 3,653 yards passing represented the top figure of his NFL career.

In 2007, Lee presided over a Razorbacks offense that averaged 38.8 points per game and 457.4 yards per contest in the regular season, figures that ranked 12th and 18th nationally, respectively, and were school records. The running game in 2007 ranked fourth nationally, as it averaged 286.5 yards an outing and 6.0-yards per attempt led by Darren McFadden, who amassed 1,830 yards and 16 touchdowns on 325 attempts. As a team, Arkansas threw for 1,928 yards with 24 touchdown passes and only 10 interceptions. The 2007 season marked Lee's third stint at Arkansas, having also coached the fullbacks and quarterbacks there from 1984-88 and the quarterbacks from 2001-02.

Lee's first NFL coaching position came with the Dallas Cowboys in 2003, when he served as the team's offensive quality control coach. He added the title of quarterbacks coach for the 2005 season. In Lee's four years in Dallas, three different Cowboys quarterbacks threw for 3,000 yards in a single season, while a fourth, Tony Romo, went from being an undrafted college free agent in 2003 to a starter in 2006 and was selected to the Pro Bowl.

Overall, Lee possesses 29 years of experience at the collegiate level, including five as a head coach, when he served in that role at Texas-El Paso from 1989-93. In Lee's collegiate coaching career, nine of his former quarterbacks were either drafted or signed as free agents in the NFL following their collegiate stints.

Lee got his start in the coaching profession tutoring the quarterbacks and receivers at Tennessee-Martin from 1975-76. A one-year stint as quarterbacks coach at Vanderbilt (1977) preceded a five-year run in the same role at Ole Miss, from 1978-82. He moved on to head up the offense at New Mexico in 1983 before embarking on his initial stint at Arkansas. Over that five-year period with the Razorbacks (1984-1988), Arkansas compiled a composite record of 45-15-1 and appeared in a bowl game all five years, including an Orange Bowl and a Cotton Bowl. That success helped catapult him to the head coaching position at Texas-El Paso in 1989. After five seasons in that post, Lee became offensive coordinator and quarterbacks coach at Rice University from 1994-2000. He returned to Arkansas in 2001, where for two years Lee tutored future NFL players Matt Jones and Tarvaris Jackson during their first two collegiate seasons, before taking on his first NFL coaching role, with the Cowboys in 2003.

A three-year letterman as a quarterback at Vanderbilt (1972-74), Lee was the team captain and the most valuable player as a senior in 1974 when he led the Southeastern Conference in passing. That same year, he helped the Commodores to a record of 7-3-2, including a 24-10 upset win over No. 5-ranked Florida. In Lee's final two years there, Dolphins Executive Vice President of Football Operations Bill Parcells served as Vanderbilt's defensive coordinator. Lee earned his degree in history from Vanderbilt. A native of Dexter, Mo., he attended Woodham High School in Pensacola, Fla. Lee and his wife, Lynne, have two daughters, Dana and Shannon, and two sons, Brian and Jordan.

DAVID LEE'S COACHING CAREER

1975-76	Tennessee-Martin – Quarterbacks/Receivers Coach
1977	Vanderbilt – Quarterbacks Coach
1978-82	Mississippi – Quarterbacks Coach
1983	New Mexico – Offensive Coordinator/Quarterbacks Coach
1984-88	Arkansas – Quarterbacks/Fullbacks Coach
1989-93	Texas-El Paso – Head Coach
1994-2000	Rice – Offensive Coordinator/Quarterbacks Coach
2001-02	Arkansas – Quarterbacks Coach
2003-06	Dallas Cowboys – Offensive Quality Control Coach (2003-04, 2006) – Quarterbacks/ Offensive Quality Control Coach (2005)
2007	Arkansas – Offensive Coordinator/Quarterbacks Coach
2008-	Miami Dolphins – Quarterbacks Coach

DOLPHINS RECORD IN PLAYOFF GAMES

In their 42-year history, the Dolphins are 20-20 in the playoffs. They own a record of 6-6 in First-Round/Wild Card Playoffs, 7-9 in Divisional Playoffs, 5-2 in AFC Championships and 2-3 in Super Bowls. In addition, Miami is 15-7 at home, 3-10 on the road and 2-3 on neutral sites. Of the 40 playoff games in the history of the Dolphins, Miami has led at the half on 15 occasions and in those 15 games, the Dolphins are 11-4.



EVAN MARCUS

HEAD STRENGTH AND CONDITIONING



COLLEGE: Ithaca College
NFL: Seventh Season
DOLPHINS: Third Season



Evan Marcus is entering his third season as the Dolphins' head strength and conditioning coach.

He joined the team after one season in the same capacity with the Atlanta Falcons. Prior to that, he served in the same role at the University of Virginia from 2003-06. Marcus started in the NFL as the assistant strength coach with the New Orleans Saints from 2000-02. During that time the Saints posted a composite record of 26-22, won an NFC West title (2000) and captured the club's first-ever playoff win (2000).

Marcus also held assistant strength and conditioning posts at Arizona State (1991-92), Rutgers (1993), Maryland (1994), Texas (1995-97) and Louisville (1998-99). He is a 1990 graduate of Ithaca College, where he earned his Bachelor of Science degree in Exercise Science. He lettered three times as an offensive tackle on the school's football team and was a starter on the 1988 NCAA Division III National Championship squad. The native of Union, New Jersey went on to earn his master's degree in higher education from Arizona State in 1992. Marcus and his wife, Lori, have a son, Jake, and a daughter, Anna.

EVAN MARCUS' COACHING CAREER

1991-92	Arizona State – Assistant Strength and Conditioning Coach
1993	Rutgers – Assistant Strength and Conditioning Coach
1994	Maryland – Assistant Strength and Conditioning Coach
1995-97	Texas – Assistant Strength and Conditioning Coach
1998-99	Louisville – Assistant Strength and Conditioning Coach
2000-02	New Orleans Saints – Assistant Strength and Conditioning Coach
2003-06	Virginia – Head Strength and Conditioning Coach
2007	Atlanta Falcons – Head Strength and Conditioning Coach
2008-	Miami Dolphins – Head Strength and Conditioning Coach

IN A ZONE

When the Dolphins registered wins at Oakland (33-21 on November 27) and at San Diego (23-21 on December 11) in 2005, it marked the first time in franchise history that the Dolphins had won two regular season games in Pacific time zone in the same season, as they now have won each of their last three such contests, dating back to 2004. In 1999, they won a regular season contest in Oakland and a playoff matchup in Seattle. Overall in their 42-year history, the Dolphins have compiled a regular season record of 18-19 in games played in Pacific time zone (1-0 at Arizona, 3-0 at L.A. Rams, 5-8 at Oakland/L.A. Raiders, 4-7 at San Diego, 3-2 at San Francisco and 2-2 at Seattle). They are 1-5 in the playoffs in Pacific time zone, a record which includes a loss to San Francisco in Super Bowl XIX in Palo Alto, Calif. Their lone playoff win in six tries occurred in a 1999 First-Round contest, a 20-17 decision over Seattle on January 9, 2000 in the last game played at the Kingdome. Miami travels to the Pacific Time zone once in 2010, when they face the Oakland Raiders on November 28.




MIKE NOLAN

DEFENSIVE COORDINATOR



COLLEGE: Oregon
NFL: 24th Season
DOLPHINS: First Season



Mike Nolan was named the Dolphins' defensive coordinator on January 20, 2010. One of the most respected defensive coordinators in the NFL, Nolan has 12 years of experience in that capacity with five different teams: Denver (2009), Baltimore (2002-04), the New York Jets (2000), Washington (1997-99) and the New York Giants (1993-96).

Nolan joins Miami after spending last season as the defensive coordinator of the Denver Broncos. Under his tutelage in 2009, Denver's team defense improved to seventh overall in the NFL after a 29th place finish in 2008. Denver's pass defense was equally impressive, finishing third overall in the NFL, allowing 186.3 yards per game. Prior to joining the Broncos' staff, Nolan served as the San Francisco 49ers' head coach from 2005-08, following in the footsteps of his father, Dick, who coached that club for eight seasons from 1968-75 and had an 11-year NFL head coaching career.

The 49ers were one of the NFL's most consistent teams in stopping the run during Nolan's four years with the club, ranking fourth in the league in yards per carry allowed (3.9) during that period. Offensively, San Francisco's 4.3-yard rushing average over Nolan's four years was the eighth-best mark in the NFL.

Prior to San Francisco, Nolan served three years as Baltimore's defensive coordinator from 2002-04, Nolan's group tied for the NFL lead in takeaways (106) while ranking fifth in the league in both points per game allowed (18.8) and third down percentage (34.7). Five Baltimore defenders earned a total of nine trips to the Pro Bowl, and Nolan instructed back-to-back AP NFL Defensive Players of the Year in Ray Lewis (2003) and Ed Reed (2004). After spending his first year (2001) in Baltimore as wide receivers coach, Nolan replaced Marvin Lewis as the club's defensive coordinator in 2002. He coached one of the league's youngest defenses in 2002, helping the Ravens post a franchise record and an AFC-high 25 interceptions while placing sixth in the league in opponent passer rating (73.4).

Nolan became the NFL's youngest defensive coordinator in 1993 when the Giants hired him for that position at age 35. He spent eight consecutive seasons as an NFL defensive coordinator with the Giants (1993-96), Redskins (1997-99) and Jets (2000). In his first year as a defensive coordinator with the Giants in 1993, Nolan's defense allowed an NFL low 12.8 points per game for the best mark by the club in 44 seasons.

Nolan's NFL coaching career began with the Broncos in 1987 as their special teams/linebackers coach, a position he held with the club through the 1992 campaign. He was a part of three teams that won the AFC West and helped the Broncos reach the Super Bowl during the 1987 (XXII) and '89 (XXIV) seasons.

Following a stint in the Broncos' 1981 training camp as a defensive back, Nolan began his coaching career as a graduate assistant that year at his alma mater, the University of Oregon. He was a three year starter at safety for the Ducks after beginning his collegiate playing career as a walk-on. Nolan landed his first full-time coaching job at Stanford University as its linebackers/defensive backs coach in 1982 and worked there for two years before serving in the same capacity at Rice University from 1984-85.

He spent 1986 as the linebackers coach for Louisiana State University before moving into the NFL coaching ranks with the Broncos in 1987.

A native of Baltimore, Nolan and his wife, Kathy, have four children: Michael, Christopher, Laura and Jennifer.

MIKE NOLAN'S COACHING CAREER

1981	University of Oregon – Graduate Assistant
1982-83	Stanford University – Linebackers/Defensive Backs Coach
1984-85	Rice University – Linebackers/Defensive Backs Coach
1986	Louisiana State University – Linebackers Coach
1987-92	Denver Broncos – Special Teams/Linebackers Coach
1993-96	New York Giants – Defensive Coordinator
1997-99	Washington Redskins – Defensive Coordinator
2000	New York Jets – Defensive Coordinator
2001-04	Baltimore Ravens – Wide Receivers Coach (2001) – Defensive Coordinator (2002-04)
2005-08	San Francisco 49ers – Head Coach
2009	Denver Broncos – Defensive Coordinator
2010-	Miami Dolphins – Defensive Coordinator



DAVE PULOKA

ASSISTANT STRENGTH AND CONDITIONING



COLLEGE: Holy Cross
NFL: Fourth Season
DOLPHINS: Third Season



Dave Puloka is heading into his third season as a member of the Dolphins' coaching staff, having been named to his current post on January 28, 2008. He came to the club after spending the 2007 season as the assistant strength and conditioning coach with the Atlanta Falcons, his first year in the NFL.

Prior to embarking on his NFL stint, Puloka held the same post at the University of Virginia from 2005-06. He lettered in football and track at Holy Cross College (1997-2000), where he played defensive end and earned his degree in psychology. His career totals in football included 19 sacks. In football, he served as team captain each of his final two years when he was a first-team All-Patriot League performer both times. Following his collegiate career, he went to training camp with Cincinnati as an undrafted college free agent in 2001.

A product of Arlington (Mass.) High School, Puloka first started his coaching career as an assistant track coach at Stevens Institute of Technology in Hoboken, N.J. and as a strength and conditioning coach in the Austrian Football League. He is a former high school state record holder in the discus. For several years growing up, Puloka lived on the island of Tonga in the South Pacific.

DAVE PULOKA'S COACHING CAREER

2005-06	Virginia – Assistant Strength and Conditioning Coach
2007	Atlanta Falcons – Assistant Strength and Conditioning Coach
2008-	Miami Dolphins – Assistant Strength and Conditioning Coach

BIG 10 IS FIRST

Jared Odrick was the fourth consecutive player from the Big 10 to be drafted with Miami's first round selection in 2010, joining Vontae Davis (2009 - Illinois), Jake Long (2008 - Michigan) and Ted Ginn Jr. (2007 - Ohio State).



DARREN RIZZI

ASSISTANT SPECIAL TEAMS



COLLEGE: Rhode Island
NFL: Second Season
DOLPHINS: Second Season



Darren Rizzi is entering his second season as both an NFL assistant a member of the Dolphins' coaching staff. He joined the Dolphins in 2009 with four years of experience as a college head coach, including the 2008 season at the University of Rhode Island.

Rizzi embarks on first NFL coaching position with a plethora of experience as a special teams coach. Prior to taking over the program at URI, Rizzi was an assistant at Rutgers for the previous six seasons (2002-07), where he headed up the Scarlet Knights' special teams unit. He also tutored the team's running backs his first three years there and the linebackers for his final three. In addition, he held the title of assistant head coach from 2004-06 and associate head coach in 2007. In Rizzi's six years at RU, he coached three players who earned first-team All-Big East honors in special teams including kick returner Nate Jones (2002), kick/punt returner Willie Foster (2005) and punter Joe Radigan (2006). Jones also was named the conference's co-Special Teams Player of the Year in 2002 while Foster was the Big East Special Teams Player of the Year in 2005.

Before his stint at Rutgers, Rizzi was the head coach at the University of New Haven, where he guided the Chargers to a three-year record of 15-14 from 1999-2001. Rizzi began his coaching career as a graduate assistant at Colgate in 1993. He moved on to staff at New Haven from 1994-97, one which was headed up by current Dolphins Head Coach Tony Sparano. He was UNH's defensive coordinator in his final year there, after overseeing the special teams and defensive line his first three. Rizzi was the special teams and linebackers coach at Northeastern University in 1998 before returning to New Haven the following year.

Rizzi played tight end at Rhode Island, where he first walked on in 1988. He went on to tally 160 receptions for 2,426 yards and 15 touchdowns in his collegiate career and was a consensus All America selection in 1992. Following his time at Rhode Island, Rizzi was signed as a free agent by the Philadelphia Eagles prior to beginning his coaching career. A native of Hillsdale, N.J. and a graduate of Bergen Catholic High School in New Jersey, Rizzi earned a degree in speech communications from URI in 1992.

He and his wife, Tracey, have two daughters, Mackenzie and Alexandra, and three sons, Christian, Casey and Cameron.

DARREN RIZZI'S COACHING CAREER

1993	Colgate – Graduate Assistant
1994-97	New Haven – Special Teams/Defensive Line Coach (1994-96) – Defensive Coordinator (1997)
1998	Northeastern – Special Teams/Linebackers Coach
1999-2001	New Haven – Head Coach
2002-07	Rutgers – Special Teams/ Running Backs Coach (2002-03) – Assistant Head Coach/Special Teams Coordinator/Running Backs Coach (2004) – Linebackers/Assistant Head Coach/Special Teams (2005-06) – Outside Linebackers/Special Teams/Associate Head Coach (2007)
2008	Rhode Island – Head Coach
2009-	Miami Dolphins – Assistant Special Teams Coach




KACY RODGERS

DEFENSIVE LINE



COLLEGE: Tennessee
NFL: Eighth Season
DOLPHINS: Third Season



Kacy Rodgers is going into his third season as a member of the Dolphins' coaching staff, having joined the club after a five-year stint with the Dallas Cowboys (2003-07), the final three of which he tutored that team's defensive line.

Rodgers oversaw a unit that was highlighted by the emergence of Randy Starks, who posted a career-high seven sacks in 2009. Along with veterans Jason Ferguson and second-year players Phillip Merling and Kendall Langford the defensive line was a productive and reliable unit as an vital piece of the team's 3-4 defense.

Rodgers' first two years with the Cowboys (2003-04) were spent coaching the club's defensive tackles. Under Rodgers, defensive tackle La'Roi Glover was selected to the Pro Bowl each year from 2003-05. In four of Rodgers' five seasons with Dallas, the team ranked in the top ten in the NFL in rush defense, including a No. 6 finish in 2007 when they allowed an average of just 94.6 yards rushing per game.

Before entering the NFL ranks, Rodgers was an assistant at the collegiate level, including posts at Tennessee-Martin (1994-97), Louisiana-Monroe (1998), Middle Tennessee State (1999-2001) and Arkansas (2002). He tutored the defensive line at all four stops, while having also been assistant head coach at Tennessee-Martin (1997) and Middle Tennessee (2000-01).

Rodgers was a four-year letterman at the University of Tennessee (1988-91) where he played linebacker and defensive end on teams that won a pair of Southeastern Conference championships (1990, 1991) and appeared in three New Year's Day bowl games. He earned his degree in political science from the school in 1993. Following his playing career he went to training camp with the Pittsburgh Steelers in 1992 as a college free agent. He also played with the Shreveport Pirates of the Canadian League in 1994. Rodgers is a native of Humboldt, Tennessee where he starred at Humboldt High School. He and his wife, Marcella, have a son, Kacy II.

KACY RODGERS' COACHING CAREER

1994-97	Tennessee-Martin – Defensive Line Coach (1994-96) – Assistant Head Coach/Defensive Line (1997)
1998	Louisiana-Monroe – Defensive Line Coach
1999-2001	Middle Tennessee State – Defensive Line Coach (1999) Assistant Head Coach/Defensive Line (2000-01)
2002	Arkansas – Defensive Line Coach
2003-07	Dallas Cowboys – Defensive Tackles Coach (2003-04) Defensive Line Coach (2005-07)
2008-	Miami Dolphins – Defensive Line Coach

1972 DOLPHINS ONE OF 12 TO LEAD NFL IN POINTS SCORED AND ALLOWED

En route to their perfect 17-0 season, the 1972 Miami Dolphins led the NFL that year in both points scored and points allowed. During the regular season, they averaged 27.5 points per contest while yielding an average of only 12.2. They are one of only 12 teams in NFL history to achieve this feat, and of the other 11, only the 1996 Green Bay Packers went on to win the Super Bowl.



JAMES SAXON

RUNNING BACKS



COLLEGE: San Jose State
NFL: 19th Season
DOLPHINS: Sixth Season



James Saxon is entering his 11th season as an NFL assistant in 2010 and his third on the Miami coaching staff. Saxon, who also played with the Dolphins from 1992-94, joined the team's coaching staff in 2008 following a seven-year stint as the running backs coach with the Kansas City Chiefs.

In 2009, the tandem of Ricky Williams and Ronnie Brown proved to be one of the most productive duos in the NFL and paced the Dolphins to the league's fourth-ranked rushing attack. Williams highlighted his remarkable season with his fifth career 1,000 yard season, which broke the NFL record for the longest span between 1,000 yard seasons. Brown continued to be a multi-dimensional threat as a key component in the Wildcat, while also continuing the pace that led to a Pro Bowl selection in 2008 before being sidelined following a Week Nine injury. First year running back Lex Hilliard proved to be up to the task taking over for Brown as he proved to be both a rushing and receiving threat during the second half of the season. Fullback Lousaka Polite garnered much deserved recognition as one of the league top fullback following a season which he was a reliable short yardage rusher as well as a punishing lead blocker.

In the past ten seasons as a coach Saxon's has had one of his pupils earn Pro Bowl status eight times, including in 2008 when Ronnie Brown, who was selected to the first Pro Bowl of his career, led the Dolphins with 916 yards rushing and 10 touchdowns on 214 carries, a 4.3-yard average per attempt.

During Saxon's seven-year stint with the Chiefs, three different backs were voted to the Pro Bowl a total of seven times, including running backs Priest Holmes (2001-03) and Larry Johnson (2005-06), as well as fullback Tony Richardson (2003-04). Holmes and Johnson combined for five 1,000-yard rushing seasons over that stretch, while each of the top four and five of the top six single-season rushing performances in Chiefs history were accounted for in Saxon's tenure with the team. Prior to joining the Chiefs, Saxon held the same position with the Buffalo Bills in 2000. His first coaching position came tutoring the running backs at Rutgers University from 1997-98. He was a volunteer assistant for one year (1999) at Menlo College in California before entering the NFL ranks.

Saxon was a sixth-round draft choice of the Chiefs in 1988 and went on to play eight seasons as a running back in the NFL. This included stints with Kansas City (1988-91), Miami (1992-94) and Philadelphia (1995). Overall, he played in 111 career regular season games and rushed for 533 yards and five touchdowns on 145 attempts and caught 69 passes for 515 yards. He joined the Dolphins as a Plan B free agent during the 1992 offseason. In fact, Saxon is the eighth person to have both played and coached with the Dolphins, joining Jeff Dellenbach, Bob Matheson, Tony Nathan, Bernie Parmalee, Terry Robiskie, Larry Seiple and Dwight Stephenson.

Saxon began his collegiate career at American River Junior College in California, where he played from 1984-85. He went on to spend two seasons at San Jose State (1986-87) where he totaled 609 yards rushing and nine TDs on 118 carries, and caught 78 passes for 732 yards and four TDs. He also threw for four scores during his two-year stay with the Spartans. He attended Battery Creek High School in Burton, South Carolina. Saxon and his wife, Shannon, have a son, Devin, who attends Harvard University and is a quarterback on the school's football team.

JAMES SAXON'S COACHING CAREER

1997-98	Rutgers – Running Backs Coach
1999	Menlo College – Volunteer Assistant
2000	Buffalo Bills – Running Backs Coach
2001-07	Kansas City Chiefs – Running Backs Coach
2008-	Miami Dolphins – Running Backs Coach



BILL SHERIDAN

LINEBACKERS



COLLEGE: Grand Valley State
NFL: Sixth Season
DOLPHINS: First Season



Bill Sheridan was named the Dolphins linebackers coach on January 19, 2010. Prior to joining the Dolphins he had spent the previous five seasons with the New York Giants (2005-09).

Sheridan joins Miami after spending the 2009 season at the defensive coordinator of the New York Giants. He spent the previous four seasons as the team's linebackers coach. Prior to joining the Giants, Sheridan spent three seasons at the University of Michigan, the first as linebackers coach and the last two as defensive line coach. He was also the school's recruiting coordinator in 2002-2003 and netted a pair of classes that were rated among the 10 best in the country.

Sheridan began his coaching career at Shrine High School in Royal Oak, Mich. from 1981-84. He was then a graduate assistant at Michigan for two seasons before coaching linebackers at three schools - Maine, Cincinnati and Army - from 1987-95. In 1996 and 97, Sheridan coached the defensive backs at West Point. He then put in a three-year stint as the linebackers coach at Michigan State. Sheridan spent the 2001 season at Notre Dame, where he coached safeties and special teams. He moved to Michigan the following year.

A native of Detroit, Sheridan earned four letters as a linebacker at Grand Valley State University. He graduated from De La Salle High School in Detroit. Sheridan and his wife, Jaycine, have four children: Joe, Nick, Mark and Natalie.

BILL SHERIDAN'S COACHING CAREER

1985-86	University of Michigan – Graduate Assistant
1987-88	University of Maine – Linebackers Coach
1989-91	University of Cincinnati – Linebackers Coach
1992-97	Army – Linebackers Coach (1992-95) – Defensive Backs Coach (1996-97)
1998-2000	Michigan State University – Linebackers Coach
2001	University of Notre Dame – Safeties, Special Teams Coach
2002-04	University of Michigan – Linebackers Coach (2002) – Defensive Line Coach (2003-04)
2005-09	New York Giants – Linebackers Coach (2005-08) – Defensive Coordinator (2009)
2010	Miami Dolphins – Linebackers Coach

BROTHERS FIRST

When the Dolphins made safety Vontae Davis their first-round draft choice in 2009, he joined his brother, San Francisco 49ers tight end Vernon Davis (2006), as the third set of brothers to both be selected in the first round of the NFL Draft. The last set of brothers that were both selected in the first round were Indianapolis Colts quarterback Peyton Manning and New York Giants quarterback Eli Manning. Peyton Manning was the first overall pick in the 1998 draft, while his brother Eli was the first choice of the San Diego Chargers in the 2004 draft (and was later traded to the New York Giants). Tackle Stockar McDougle (2000 by Detroit) and younger brother, defensive end Jerome (2003 by Philadelphia) were the first pair of brothers to both be NFL first-round draft selections.

PLAYER PERSONNEL



BRIAN GAINE

ASSISTANT DIRECTOR OF PLAYER PERSONNEL

COLLEGE: Maine
NFL: 12th Season
DOLPHINS: Third Season



Brian Gaine was named the Dolphins' Assistant Director of Player Personnel on January 15, 2008 and will be entering his 12th season in NFL personnel.

He is responsible for directing pro scouting operations for the Dolphins, including player evaluation on all levels of professional football, advance scouting, free agency and tracking transactional player movement. Gaine is additionally responsible for participating in player evaluation of college prospects in preparation for the NFL Draft.

Before arriving in Miami, Gaine spent the previous three seasons as the Dallas Cowboys' Assistant Director of Pro Scouting, where he worked with Dolphins Executive Vice President of Football Operations Bill Parcells (2005-06), General Manager Jeff Ireland (2005-07) and Head Coach Tony Sparano (2005-07).

With Dallas, Gaine contributed to the Cowboys' player acquisition process by managing pro scouting operations and evaluating players and rosters from the NFL and all other levels of professional football. Additional responsibilities included advance scouting, free agency preparation, tracking of player movement and directing the development of the Cowboys' pro scouting database.

Gaine went to Dallas after spending six years (1999-2004) in the New York Jets' scouting department, including serving as the Assistant Director of Pro Scouting in 2004. Prior to that promotion, he functioned as a pro scout for the Jets from 2001-03. In 2000, he was the Jets' Manager of Pro Development/NFC where his duties included pro player evaluation and advance scouting as well as the scouting and tracking of players in other professional leagues such as NFL Europe, the Canadian Football League and the Arena League. Gaine began his personnel career as a member of the Jets' college scouting department in 1999.

Prior to joining the Jets in a front office capacity, he served as a member of the team's practice squad in 1996, while he also was with the Giants' practice squad in 1997. He then signed and spent the 1998 offseason with the Kansas City Chiefs, but was waived prior to the start of training camp.

Gaine attended the University of Maine from 1991-95 where he played tight end. He served as the Black Bears' captain his senior season and earned his degree in public administration from the Orono, Maine school. Gaine grew up in Pearl River, N.Y., and attended Don Bosco Prep High School in Ramsey, N.J. He and his wife, Tricia, have a daughter, Kelsey, and sons, Ryan and Connor.

CROSSING THE BORDER

When the Dolphins took on the Buffalo Bills on December 7, 2008 at Toronto's Rogers Centre, it marked the second consecutive year in which they have played a regular season game outside the United States – the most by any NFL team. In 2007, they faced the New York Giants on October 28 at London's Wembley Stadium in just the second NFL regular season game to be staged outside of the U.S., and the first outside North America. The game in Toronto marked the regular season debut of NFL football in Canada.



CHRIS GRIER

DIRECTOR OF COLLEGE SCOUTING

COLLEGE: Massachusetts
NFL: 16th Season
DOLPHINS: 11th Season



Chris Grier begins his 11th season with the Dolphins and his third as the team's Director of College Scouting. He served as an area scout with the club from 2000-02 before being promoted to National Scout/Assistant Director of College Scouting in 2003. He joined the club after spending the previous five years in the personnel department with the New England Patriots.

Grier started with the Patriots as an intern in 1994. He joined the club on a full-time basis the following year, and served as a regional scout until joining the Dolphins in 2000.

Grier is a 1994 graduate of the University of Massachusetts-Amherst where he played football for two years before injuries ended his career. He spent his final two years there as an undergraduate assistant.

Grier is the son of Bobby Grier, the former Vice President-Player Personnel with the New England Patriots who currently is the Associate Pro Personnel Director with the Houston Texans. Chris' brother, Michael, plays for the NHL's Buffalo Sabres.

A native of Holliston, Mass., Grier resides in Weston, Fla. with his wife, Paige, and their two sons, Landon and Jackson.



CHRIS SHEA

PLAYER PERSONNEL ADMINISTRATOR

COLLEGE: Boston College
NFL: 12th Season
DOLPHINS: Third Season



Chris Shea is in his 12th NFL season, third with the Dolphins, and first as the club's Player Personnel Administrator. He previously served as Player Personnel Coordinator in 2008-09. In his current position, Shea manages the operations of the Player Personnel and Football Administration Departments. He coordinates pro and college scouting operations, oversees NFL Draft preparations, scouts NFL and college players, and directs the development of player personnel-related technology. Shea works closely with senior management on football administration matters, including CBA and League compliance, player contract negotiations, contract drafting, player payroll management, grievances, and communication with the NFL Management Council. He also analyzes league-wide player personnel and contract trends. Shea possesses a diverse background in coaching, recruiting, scouting, the salary cap, officiating, corrections, and the law. He has worked for four NFL teams, the NFL Management Council and two NCAA football programs.

Prior to joining the Dolphins, Shea was the Coordinator of Labor Operations for the NFLMC (2007-08). He was responsible for reviewing all NFL player contracts to ensure teams complied with the CBA and NFL Policy. Shea advised club executives on player contract and salary cap issues, was a speaker at the NFL Labor Seminar, and participated in a strategic group developing proposals for the next round of NFL/NFLPA collective bargaining. He also served as an Instant Replay Communicator for the NFL Officiating Department.

While attending Hofstra University School of Law from 2004-07, Shea began his tenure at the NFLMC in 2007 as a Law Clerk focusing on player-related litigation. During this period, he was also employed as a Law Clerk at the New York labor law firm of Colleran, O'Hara and Mills (2006-07), a student advocate for the Unemployment Action Center (2006-07) and as a Scouting Consultant with the Dallas Cowboys (2005-06). Shea was President of the Hofstra Law School Sports & Entertainment Law Society (2006-07).

Shea spent 2000-04 as the New York Jets' Pro Personnel Assistant. He joined the Jets from collegiate positions as the Football Recruiting Assistant at Boston College (1998 -2000) and the Asst. Offensive Line Coach for Harvard University (1997-98). While at Harvard, he coached four future NFL players including Pro Bowl center Matt Birk. He broke into the NFL in 1995 as an operations intern for the Carolina Panthers. Shea was the Head Student Football Manager at Boston College from 1994-96, and Varsity Student Football Manager from 1992-93. In 1991-92, he served as a Temporary Corrections Officer in Middlesex County (Mass.) Sheriff's Department. Shea was an assistant coach at Belmont (Mass.) High School in 1991.

A native of Belmont, Mass., Shea was a varsity linemen at Belmont High School. He is a graduate of Northfield Mount Hermon prep school, received a B.A. in history from Boston College (which included classes at Harvard University), and earned his Juris Doctor degree from the Hofstra University School of Law. Shea passed the New York State Bar Exam.



RYAN HERMAN

FOOTBALL ADMINISTRATION COORDINATOR

COLLEGE: Cornell
NFL: Third Season
DOLPHINS: First Season



Ryan Herman is entering his third season in the NFL and first with the Dolphins as the club's Football Administration Coordinator. In his role with the Dolphins, Herman is responsible for daily NFL player contract and marketplace analysis, assisting with the team's player contract and payroll management, preparing for and contributing to the club's contract negotiations, conducting various statistical and salary cap related studies, providing strategic legal insight and analysis, and coordinating with the NFL regarding player contracts and grievances.

Herman served as a legal intern in the Labor Law Department of Proskauer Rose, L.L.P., where he provided litigation support to numerous Major League Baseball Clubs during player salary arbitration hearings. Upon graduating from Cornell in 2004, Herman enrolled at Hofstra University School of Law, where he focused on labor and employment law, and served as a law clerk for the NFL Management Council from 2006 to 2007. During his tenure at the NFLMC, Herman assisted League attorneys in all aspects of the grievance process, drafted various legal pleadings and memoranda, conducted numerous League-wide analyses and legal studies, and provided litigation support to League attorneys during arbitration hearings. Prior to joining the Dolphins, Herman was as an attorney with the firm Solferino & Solferino, L.L.P., and practiced commercial litigation in Mineola, New York.

Herman was born and raised in Northport, New York, where his mother (Kate) and two brothers (Taylor and Kyle) currently reside. He received a B.S. in Industrial and Labor Relations from Cornell University, and earned his J.D., cum laude, from Hofstra University School of Law in 2007. He became a member of the New York State Bar in November, 2008.



RON BROCKINGTON

REGIONAL SCOUT

COLLEGE: Massachusetts
NFL: 14th Season
DOLPHINS: Fifth Season



Ron Brockington is entering his fifth season as a member of the Dolphins' scouting staff after spending the previous nine years in the player personnel department of the New York Jets, including the final seven as a scout. Brockington is responsible for the Mid-States in the Dolphins' scouting system.

Brockington started full-time with the Jets in 1997 when he worked in the team's personnel department. After two years as an assistant in player personnel, he was elevated to a scout for the 1999 season.

Brockington is a 1997 graduate of the University of Massachusetts-Amherst where he lettered as a running back for three seasons (1994-96). He had his best year as a senior when he led the team with 776 yards rushing and six touchdowns on 123 attempts. He earned his bachelor's degree in sports management. During the summers while he was in college (1993-96), Brockington worked in the Jets' operations department where he served in a myriad of roles. From 1991-93, he worked in the club's equipment room as a student assistant. As a high school student, he also helped in the team's marketing department in the summer of 1990.

Brockington is a native of Hempstead, N.Y., where he was a two-time All-Long Island running back (1990-91) at Hempstead High School. He resides in Indianapolis with his wife, Aixa, daughters, Dajanae and Savaya, and son, Christopher.



CHUCK COOK

REGIONAL SCOUT

COLLEGE: Southern Mississippi
NFL: 27th Season
DOLPHINS: Second Season



Chuck Cook is entering his second season as a member of the Dolphins' scouting staff after spending the past 12 seasons as the Director of College Scouting for the Kansas City Chiefs. The 2009 season will mark the 26th season Cook has spent elevating talent at the NFL level. He is responsible for scouting the Southwest in the Dolphins' system.

While in Kansas City, Cook was most recently in charge of coordinating the Chiefs' college scouting and preparation for the annual NFL Draft after being promoted to the position in May of 1997. Prior to his elevation, he spent 13 years as a regional scout for the Chiefs focusing primarily on the Southeast region of the United States. Cook joined the NFL ranks in 1984 when he was originally hired by Kansas City after serving as an offensive assistant with the USFL's Arizona Wranglers (1982-83). He began his coaching career at the University of Wyoming during the 1980-81 seasons.

Cook starred as a wide receiver, running back and defensive back at Southern Miss and was inducted into the school's Hall of Fame in 1993. Following his collegiate career, he was a member of training camps with the New York Giants and New York Jets prior to embarking on his off-field career. Cook followed the path of his father, Hamp, who served as a scout for the New Orleans Saints for many years.

A native of Andalusia, Alabama, Cook earned a Bachelor of Arts degree from Southern Mississippi. He and his wife, Carla, have twin daughters, Carley and Cori, and a son Colby.



ADAM ENGROFF

REGIONAL SCOUT

COLLEGE: Massachusetts
NFL: 14th Season
DOLPHINS: Fifth Season



Adam Engroff is entering his 12th season with the team and his seventh as a college scout after spending 2001 as the club's college scouting coordinator. In his current role, Engroff covers the western portion of the country in the team's scouting system.

Engroff first joined the Dolphins in 1999 in the team's college scouting department. During that time, he performed a myriad of functions, including college scouting and draft preparation. Prior to his tenure with the Dolphins, Engroff worked in football operations for the Orange Bowl Committee from 1998-99. He also worked for the Prep Recruiting Network from 1997-98, where he scouted high school football players.

A native of Topeka, Kansas, Engroff received his undergraduate degree from Kansas State in 1997. He went on to earn his master's degree in sports administration from Lynn University in Boca Raton, Fla., in 2000.

Engroff and his wife, Beth, reside in Boise, Idaho, with their sons, Austin and Brody.



ANTHONY HUNT

REGIONAL SCOUT

COLLEGE: St. Thomas
NFL: 17th Season
DOLPHINS: 17th Season



Anthony Hunt begins his 17th season with the Dolphins and his 11th as a college scout. As one of the team's national scouts, Hunt is responsible for the Eastern half of the United States in the Dolphins' system. Hunt has covered the Northeast, Southeast, Southwest and parts of the Midwest as a regional scout in previous years. He also was the team's BLESTO representative his first few seasons as a scout.

Hunt joined the Dolphins in 1994 following his graduation from St. Thomas University, where he earned a bachelor's degree in sports administration. Hunt served as a scouting assistant in both the college and pro personnel departments during his first six years with the club.

A Miami native, Hunt attended Archbishop Curley-Notre Dame High School. Hunt and his wife, Suzy, reside in Flemington, N.J., with their two sons, Keaton and Marshall and daughter, Jolie.



RON LABADIE

REGIONAL SCOUT

COLLEGE: Adrian
NFL: 21st Season
DOLPHINS: 21st Season



Ron Labadie enters his 21st year of service with the Dolphins in 2008. He spent his first 11 years with the club (1990-2000) as a college scout before spending the next six (2001-06) as the team's Director of College Scouting. As one of the team's regional scouts, Labadie focuses on the East Coast with regional responsibilities in the states of Ohio and Michigan.

Labadie joined the Dolphins after serving as head football coach and athletic director at Adrian College. A 1971 graduate of Adrian, Labadie returned to the school as head football coach in 1982. In his eight seasons as head coach of the Bulldogs, the team posted a 53-20 (.730) collegiate record. He guided the Bulldogs to MIAA Championships in 1983, 1988 and 1989, as well as leading his team to NCAA Division III playoff berths in 1983 and 1988. He was given the additional responsibilities of Director of Athletics for Men in May, 1985.

Before returning to Adrian, Labadie served as head football coach at Marshall (Mich.) High School (1974-81), where he compiled a 42-30 overall record, including a 39-15 mark over his last six years. Under Labadie, Marshall captured Twin Valley Conference Championships in 1976 and 1977.

A native of Paw Paw, Michigan, Labadie earned the school's most valuable player award three times (1968-70) and was named captain of the 1969 and '70 teams. He earned first team All-MIAA honors and led the conference with 10 touchdowns in five MIAA games as a senior. He was inducted into the school's Athletic Hall of Fame in 1981.

Labadie and his wife, Marilynn, have three children, Lisa (33), Brad (30) and Ben (26), and three grandsons, Gabe, Turner and Mason, and two granddaughters, Lucy and Grace.



MIKE MURPHY

REGIONAL SCOUT

COLLEGE: William Jewell
NFL: 15th Season
DOLPHINS: Third Season



Mike Murphy is entering his third season as a member of the Dolphins' scouting staff after spending the previous three seasons (2005-07) as a national scout with the Dallas Cowboys. The 2010 season marks Murphy's 15th in an NFL scouting department during

which time he now has served with four clubs. He is responsible for scouting the South in the Dolphins' system.

Murphy got his start in the NFL as a pro personnel assistant in the scouting department of the Kansas City Chiefs from 1996-99. He moved on to the role as Midwest scout with the Seattle Seahawks in 2000 and served five years in that post before joining the Cowboys in 2005.

Before entering the NFL scouting ranks, Murphy was a coach at both the professional and collegiate levels. He first served on the staff at Iowa State as a graduate assistant from 1990-91, while pursuing his master's degree in higher education. He moved on to Arizona Western for one season (1992) prior to a two-year stint at Bethel College in Tennessee (1993-94), where he was that school's offensive coordinator. Two years as linebackers and special teams coach with the Ottawa Rough Riders of the Canadian League (1995-96) preceded his move into NFL scouting. He also spent one year (1989) assisting in the personnel department of the CFL's Winnipeg Blue Bombers, where his father, Cal, was the General Manager and Head Coach. In fact, Mike's father was inducted into the CFL Hall of Fame in 2004 following a 26-year career as both a coach and general manager in the CFL (1974-99) during which time he led teams that claimed nine Grey Cup championships.

A native of Vancouver, British Columbia, Murphy earned his degree in physical education from William Jewell College. He and his wife, Camille, were married on May 3, 2008. They have two girls, Tyler and Meagan, and make their home in Sarasota, Fla.



JOE SCHOEN

NATIONAL SCOUT

COLLEGE: DePauw
NFL: Tenth Season
DOLPHINS: Third Season



Joe Schoen begins his third season as a part of the Dolphins' scouting staff after spending his first seven years in the NFL with the Carolina Panthers.

Schoen joined the Panthers in May of 2001 as a scouting assistant and was promoted to Southeast National Combine Scout one year later. In 2003, he began to scout the Southwest in Carolina's system. Prior to joining the Panthers on a full-time basis, he interned in the team's ticket office in January of 2000 while also having worked in the club's training camp later that same year in football operations.

Schoen was a three-year letterman at DePauw University (1997-2000) where he played quarterback as a freshman and wide receiver his final three years. As a senior he was named the Thomas Mount Offensive Player of the Year while also being selected as a first-team All-Southern Collegiate Athletic Conference choice as he set the school single-season record for receptions with 80 (now 2nd). Overall in his collegiate career he amassed 153 receptions for 1,861 yards and 14 touchdowns. He ranks fifth in school history in receptions and sixth in receiving yards. Schoen, who earned his degree in communications from the Greencastle, Indiana school, also was named to the SCAC Academic Honor Roll his senior year.

A graduate of Elkhart (Ind.) Memorial High School, Schoen and his wife, Marie, have a daughter, Sydney Burke, and a son, Carson William. They make their home in Frisco, Texas.

STOFA TRADED TWICE BY DOLPHINS

The only player for whom the Dolphins received trade value twice is QB John Stofa. Stofa, who joined Miami as a free agent in 1966, was traded on December 26, 1967, to Cincinnati for first- and second-round draft choices in 1968. He re-joined the Dolphins as a free agent in 1969 and was traded on November 23, 1971, to Denver for a seventh-round pick in 1972.



DWAYNE JOSEPH

PRO SCOUT

COLLEGE: Syracuse
NFL: 14th Season
DOLPHINS: Seventh Season



Dwayne Joseph is entering his seventh season with the Dolphins, having served as a pro scout in five of the previous six. He was Assistant Director of Pro Personnel in 2007. Before joining the Dolphins, he spent the six years (1998-2003) with the Chicago Bears, including the final three as Director of Player Development.

Joseph began his career with the Bears as a cornerback after signing with the club as an undrafted college free agent in 1994. After spending a majority of his rookie season on the team's practice squad, Joseph played in all 16 games, including one start, in 1995. He recorded 42 tackles, two interceptions, four passes defended and a forced fumble that year. He spent the 1996 season on injured reserve before being released in training camp the following year. After concluding his playing career, Joseph was hired by the Bears in 1998 as Coordinator of Player Programs before being promoted in 2001.

In 2005, Joseph was the Dolphins' representative at the NFL-Stanford Program for Managers. During the 2007 offseason, he was chosen to participate in the NFL Football Operations Personnel Symposium in Dallas.

Joseph was a four-year letterman (1990-93) at Syracuse where he served as team captain his senior season. He earned his undergraduate degree in human development and went on for a master's in education leadership from DePaul University. A native of Miami, Joseph attended Carol City High School. He is married with two sons.



NATE SULLIVAN

PRO SCOUT

COLLEGE: California-Santa Barbara
NFL: 14th Season
DOLPHINS: 14th Season



Nate Sullivan is in his 14th season with the Dolphins and the tenth in his current role. He spent his first four seasons with the club (1997-2000) working in the team's pro personnel department, where he performed a variety of functions, including advance scouting and player evaluation.

A 1996 graduate of the University of California-Santa Barbara, Sullivan earned his master's degree in sports administration from St. Thomas University in Miami in 1998.

A native of Pleasant Hill, Calif., Sullivan and his wife, JoAnne, reside in Edgewater, Fla.



MATT WINSTON

PRO SCOUT


COLLEGE: Texas A&M
NFL: Fourth Season
DOLPHINS: Third Season



Matt Winston enters his third season with the Dolphins and first in his current role as a pro scout. He spent his first two seasons in Miami working in the player personnel department as a scouting assistant, where he performed a variety of functions to aid in the day-to-day operations of the department.

Prior to joining the Dolphins in 2008, Winston was the Director of Football Operations at Florida International University in 2007 and worked as a college scouting intern for the Houston Texans in 2006.

A graduate of Texas A&M, Winston earned his MBA at Florida Atlantic University. Winston, a native of Midland, Texas, and his wife, Nicole, have a daughter, Avery, and live in Miramar, Florida.



KALEB THORNHILL

DIRECTOR OF PLAYER DEVELOPMENT

COLLEGE: Michigan State
NFL: First Season
DOLPHINS: First Season




Kaleb Thornhill was named as Director of Player Development for the Dolphins on March 12, 2010. In his role, Thornhill will assist the team's players in a variety of off-the-field areas, including the transition process both into and out of the NFL through continuing and financial education as well as assisting in family matters through player programs.

Thornhill joins the Dolphins from the Detroit Lions where he worked in the team's football operations and player development departments. Prior to his time in Detroit, Thornhill served as a graduate assistant to the athletics director at Michigan State University. With the Spartans, he developed player development/mentor presentations to the athletics director and head director of student athlete support services and assisted in the development of a transition program for student-athletes.

A four-year letterman, Thornhill started three years at middle linebacker with the Spartans. He was named a four-time All-Academic Big Ten selection and was elected team captain in 2007. Thornhill recorded 227 career tackles in his collegiate career. He was named Michigan State's Patsy Ross Scholar/Athlete Award in 2007, an award is given to the team's top senior scholar-athlete.

A native of Lansing, Mich., Thornhill received his bachelor's degree from Michigan State in interdisciplinary studies in human resources in 2007. He earned his master's degree from the university in kinesiology, with a concentration in sports administration in 2009. Thornhill's late father, Charlie, played on Michigan State's back-to-back Big Ten championship teams in 1965-66, while his brother, Josh, was a four year starter at linebacker for the Spartans from 1998-2001.



ADAM HOWE
SCOUTING ASSISTANT

ATHLETIC TRAINING



KEVIN O'NEILL
HEAD ATHLETIC TRAINER

COLLEGE: Pittsburgh
NFL: 22nd Season
DOLPHINS: 15th Season



Kevin O'Neill joined the Dolphins on March 1, 1996, as Head Athletic Trainer after serving seven seasons in a similar capacity with the Dallas Cowboys. Along with Troy Maurer and Ben Westby, O'Neill is responsible for the day-to-day treatment of Dolphin players in coordination with the club's medical staff.

In 2006, O'Neill and his staff were recognized by their peers as the "Athletic Training Staff of the Year" by the Professional Football Athletic Trainers Society.

With the Cowboys, O'Neill was a part of three Super Bowl Championship teams. He was also a member of a National Championship club during his four years (1985-89) as head athletic trainer at the University of Miami.

A graduate of the University of Pittsburgh, O'Neill earned his master's degree in athletic training from the University of Arizona while serving as the athletic trainer for Catalina High School in Tucson, Arizona. O'Neill spent three years as the head athletic trainer at Oregon State, and one year at the University of Central Florida prior to joining the University of Miami.

A Pittsburgh native, O'Neill and his wife, Anne, have two daughters, McKenzie and Kaitlyn, and live in Fort Lauderdale.

DOLPHINS BEFORE AND AFTER BYES

Since the NFL first instituted the open week in 1990, the Dolphins are 11-9 in games preceding the bye week, including a 31-27 win vs. the New York Jets on October 12, 2009.

Miami owns a 12-9 record in games following a bye week, including a 34-46 defeat against New Orleans on October 25 at Land Shark Stadium.



TROY MAURER

ASSISTANT ATHLETIC TRAINER

COLLEGE: Purdue
NFL: 19th Season
DOLPHINS: 19th Season




Troy Maurer is entering his 19th season as Assistant Trainer with the Dolphins, having joined the organization in 1992. Along with Kevin O'Neill and Ben Westby, he assists with the day-to-day training room operation and the rehabilitation of injured Dolphins players.

In 2006, Maurer was part of the staff that was recognized by their peers as the "Athletic Training Staff of the Year" by the Professional Football Athletic Trainers Society.

A graduate of Purdue University, Maurer began his NFL career by serving undergraduate internships with both the Indianapolis Colts and New York Jets. Upon graduation from Purdue, he accepted a seasonal athletic trainer position with the Colts in 1989 before being hired by Doctors' Hospital in Coral Gables as an athletic trainer in the physical therapy department in 1990. Prior to joining the Dolphins, Maurer was Head Basketball Athletic Trainer and Assistant Football Athletic Trainer at Kansas State University during the 1990-91 and 1991-92 seasons.

A native of Lafayette, Indiana, Maurer and his wife, Jill, live in Coral Springs with their son, Luke and daughter Laura.



BEN WESTBY

ASSISTANT ATHLETIC TRAINER/DIRECTOR OF REHABILITATION

COLLEGE: Minnesota State
University-Moorhead
NFL: Tenth Season
DOLPHINS: Tenth Season



Ben Westby is entering his 10th season as Assistant Athletic Trainer/Director of Rehabilitation with the Dolphins after joining the club in 2001. Along with Kevin O'Neill and Troy Maurer, he coordinates and implements all of the rehabilitation programs for injured Dolphins players and assists with the day-to-day training room operation.

In 2006, Westby was part of the staff that was recognized by their peers as the "Athletic Training Staff of the Year" by the Professional Football Athletic Trainers Society.

An athletic training graduate of Minnesota State University-Moorhead, Westby earned his master's of science degree in physical therapy from Des Moines University – Osteopathic Medical Center. Westby began his career in the NFL by serving as a summer assistant with the Baltimore Ravens in 1997. Prior to joining the Dolphins, Westby spent one year as a staff physical therapist at Hruska Clinic in Lincoln, Nebraska, where in addition to his clinical responsibilities, he worked as a biomechanical consultant for the University of Nebraska and numerous professional golfers.

A native of Rosholt, South Dakota, Westby resides in Davie with his wife, Monica and daughter, Kiara Sophia.

MIAMI DOLPHINS MEDICAL CONSULTANTS

Chief Orthopedic Consultant	Dr. George Caldwell
Orthopedic Consultant	Dr. Dan Kanell
Orthopedic Consultant	Dr. Erol Yoldas
Orthopedic Consultant	Dr. Domenic Carreira
Internal Medicine Consultant	Dr. Frank Finlon
Internal Medicine Consultant.....	Dr. Gerald Kuykendall
Sports Dentistry Consultant	Dr. Ira Kotch, DDS
Optometry & Vision Training Consultant	Dr. Robert Davis
Optometry & Vision Training Consultant	Dr. James Morris
Chiropractic Consultant	Dr. Spencer Baron

EQUIPMENT



JOE CIMINO
EQUIPMENT MANAGER

COLLEGE: St. Thomas
NFL: 17th Season
DOLPHINS: 17th Season



Joe Cimino is entering his 17th season as a member of the Dolphins equipment staff and fourth in his current role after being promoted to Equipment Manager during the 2007 offseason. He first worked in the department in 1987 prior to his return in 1995. Cimino is responsible for issuing, ordering and maintaining all playing equipment for the team. Along with assistants Keyes Oakley, John Swede and Charlie Thiele, Cimino coordinates the transport of the club's equipment to and from each road site. He is a certified member of the Athletic Equipment Managers Association.


In addition to his responsibilities in the equipment room, Cimino, has been a team representative on the draft-day phones in New York each of the past eight years.

A native of Dania, Fla., Cimino attended St. Thomas University in Miami, where he earned his undergraduate degree in sports administration and his master's in management.

Cimino and his wife, Holly, reside in Davie with their daughter, Christianna and their son, Christian.



KEYS OAKLEY
ASS'T EQUIPMENT MANAGER



JOHN SWEDE
ASS'T EQUIPMENT MANAGER



CHARLIE THIELE
ASS'T EQUIPMENT MANAGER

VIDEO



BOB HACK

VIDEO DIRECTOR

NFL: 25th Season
DOLPHINS: 25th Season



Bob Hack is beginning his 25th season with the Dolphins and second in the capacity of Video Director after spending the previous seasons as the Assistant Video Director. Bob joined the team in 1986, the first year that the NFL switched from movie film to video tape. Along with his assistants Matt Taylor and Jim Callahan, the department is responsible for providing coaching and player personnel staffs with their audio/visual needs. They film all practices and games, and maintain an extensive video library. In addition, he helps maintain the team's digital video system used by the coaching staff and players. He currently is a member of the NFL Video Directors Committee for the Distribution of GSIS Game Data.

Bob's background is in electronics and still photography. His hobbies include motorcycles and amateur radio.

Hack resides in Pembroke Pines.



JIM CALLAHAN

VIDEO ASSISTANT



MATT TAYLOR

VIDEO ASSISTANT

DOLPHINS SEND 159 PLAYERS TO PRO BOWL

Since the 1970 AFL-NFL merger, a Dolphin has been selected to play in the Pro Bowl a total of 162 times, including three following the 2009 season and 25 over the last seven years. Over the course of those 39 seasons, 93 offensive players, 62 defensive players and seven special teams players have been chosen. The position that has been represented the most is guard, which has occurred on 19 occasions. The only seasons since 1970 that the Dolphins did not have a player selected to the Pro Bowl were 1980 and 1997.

MIAMI DOLPHINS CHEERLEADERS



The 2010 Miami Dolphins Cheerleaders squad consists of 40 ladies who perform on the sidelines to bring spirit and excitement to every Dolphins home game. The squad is diverse with girls from six countries and ten states who come together to rehearse three nights each week, cheer at the Dolphins games on Sundays and appear at a variety of community appearances. When these ladies are not performing, they are teachers, sales representatives, legal assistants, physical therapists, nurses, account executives and full-time students.

DORIE GROGAN – Senior Director of Entertainment and Cheerleaders
EMILY NEWTON SNOW – Cheerleader Director and Coordinator
JACKIE VILARINO – Cheerleader Choreographer
JAMIE QUADROZZI – Cheerleader & Entertainment Coordinator

2010 MIAMI DOLPHINS CHEERLEADERS

Michelle Alfonso
 Natalie Arias
 Ariana Aubert
 Nikki Boston
 Shannon Burke
 Mariela Campuzano
 Victoria Cao
 Alex Cossio
 Kellie Covington
 Natalie Diaz

Kristin Dungee
 Vanessa Ferbeyre
 Jennifer Fernandez
 Brittany Fraska
 Kimberly Galambos
 Truly Gil
 McKenzie Griffo
 Brianne Herndon
 Ashton Landgraf
 Jenise Lebron

Brooke Lowy
 Amy Madill
 Monica Mason
 Yanielles Montero
 Jessica Nunez
 Melissa Persaud
 Jennifer Pidermann
 Lilly Robbins
 Fabiola Romero
 Samantha Ruiz

Amber Searcy
 Tatiana Sensenig
 Andrea Simeoni
 Andrea Smith
 Jaime Stadelman
 Aja Stevens
 Bekah Stevens
 Natalie Wesley
 Candi Wood
 Kristena Wright

On game day, the cheerleaders divide into four groups to perform for the fans on each corner of the field. Each group is lead by a captain who, like a quarterback, leads the group and calls the plays for every performance.

2010 CAPTAINS




Lilly



Jennifer



Ariana



Amy



T.D. MASCOT

1

HEIGHT: 7-0
WEIGHT: All Mussels
COLLEGE: Atlantis '97
ACQUIRED: FA, 1997
NFL: 14th Season
DOLPHINS: 14th Season



T.D., the official mascot of the Miami Dolphins, has been a fixture at Dolphins games since his introduction at the Miami Dolphins' Draft Party on April 19, 1997. His charming personality, outstanding sense of humor, and ability to relate to young and old alike make him a "Fin"-tastic ambassador for the Dolphins.

T.D. performs at every Dolphins home game, but his job isn't done when the season is over. He can be found throughout South Florida, making appearances at schools, parades, hospitals, and various other functions.

A seven-time Pro Bowl mascot, T.D. has also performed at the Chinese New Year's Day Parade in Hong Kong, and he was the first mascot to participate in the Hall of Fame Game in Canton, Ohio.

When T.D. originally debuted, he had not yet been named. The Dolphins' "Name the Mascot Contest" drew more than 13,000 entries from all 50 states and over 22 countries. Sara Fernandez of Miami was the first to submit the name "T.D.," and she won two tickets to Super Bowl XXXII when the name was selected at the annual Dolphins Awards Banquet on June 4, 1997.

Prior to T.D., the club had a live dolphin named "Flipper," who was situated in a fish tank in the open end of the Orange Bowl. The club also had "Dolfan Denny" patrol the sidelines for several seasons. However, with the debut of T.D., the Dolphins finally had an official mascot.

If you'd like to score a "T.D." at your next event, please fill out the appearance request form at www.miamidolphins.com or e-mail Mascotmail@miamidolphins.com.

THE ORANGE BOWL

The 1986 season marked the end of an era for the Miami Dolphins as the team played its final season in the Orange Bowl. In 21 years there, the Dolphins posted a 110-38-3 (.738) regular-season record.

In the playoffs, Miami was 10-4 at the 75,206-seat Orange Bowl, giving the team a 120-43-3 (.736) mark in all games played there.


Miami played in the Orange Bowl from the team's initial season in 1966 through the 1986 campaign. From 1966 to 1969, the Orange Bowl had a grass playing field. The playing surface was changed to Poly-Turf in 1970, was replaced in 1972 and finally removed in March, 1976, so that Prescription Athletic Turf could be installed.

The Orange Bowl was the site of many great sporting events, including five Super Bowls, the annual Orange Bowl Classic, Olympic soccer matches and championship boxing matches.

The 2007 season was the final one for the Orange Bowl. The University of Miami, who called the OB home from 1937-2007, played its final game there on November 10, 2007, when they dropped a 48-0 decision to the University of Virginia. The final collegiate game at the Orange Bowl occurred on December 1, 2007 when Florida International defeated North Texas, 38-19. The final organized game took place on January 4, 2008 in "The O-D All-American Bowl," a high school all-star game. A "Farewell To The Orange Bowl" celebration was held on January 26, 2008. Approximately 15,000 people watched a team of ex-Miami Hurricanes beat a team of ex-Dolphins, 65-51, in a flag-football exhibition. Demolition began in March of 2008 and was completed in May.



SUN LIFE STADIUM



SUN LIFE STADIUM

347 Don Shula Drive, Miami Gardens, FL 33056 • (305) 943-8000
www.SunLifeStadium.com

SUN LIFE STADIUM

Sun Life Stadium is South Florida's home to the Miami Dolphins, Florida Marlins, University of Miami Hurricanes, Orange Bowl game, the 2013 BCS National Championship, and other world-class events. This multi-purpose, open-air complex hosted its first football game in August 1987 and its first regular season Major League Baseball game in April 1993. It has been home to five Super Bowls, four BCS National Championships and was the first stadium to host the NFL Pro Bowl after 30 years of the game being held in Hawaii.

Sun Life Stadium is one of only two facilities in the country to host NFL football and Major League Baseball in the same venue (McAfee Coliseum in Oakland). In 2007, the stadium underwent \$250 million in improvements and innovations, adding 360,000 square feet of programmable space, new leading edge technology and superior amenities. Additional enhancements were made in 2009 with the refurbishment of concession stands, installation of flat-screen TV's, renovation of the end zone executive suites, and the creation of the sideline club and lounge among many others. More enhancements are planned in 2010 to maintain the facility among the finest in the world.

HISTORY

Now in its 24th year of operation, the 75,000 seat, multi-purpose, open-air facility was the first of its kind to be constructed entirely with private funds, costing 115 million dollars when it was completed in 1987. The late Joe Robbie led the financing campaign to build "Joe Robbie Stadium" for the Miami Dolphins of the NFL. JRS revolutionized the economics of professional sports when it opened that year. Inclusion of a Club Level, along with Executive Suites, helped to finance the construction of the stadium. Season ticket holders committed to long term agreements and in return they received first-class amenities in a state-of-the-art facility which is still used as a model for new facilities across the country.

On March 7, 1990, H. Wayne Huizenga, then Chairman of the Board and Chief Executive Officer of Blockbuster Video and Huizenga Holdings Inc., agreed to purchase fifty percent of Joe Robbie Stadium and became the point man in the drive to bring Major League Baseball to South Florida. That effort was rewarded in July of 1991, when South Florida was awarded a National League expansion franchise. On January 24, 1994, Mr. Huizenga acquired the remaining fifty percent of the stadium to give him 100% ownership. Since 1991, more than 80 million dollars have been spent to upgrade and renovate the stadium. The improvement and revitalization of the building under Huizenga allowed the stadium to remain the finest sports and entertainment facility in the United States.

On August 26, 1996, Pro Player, the sports apparel division of Fruit of the Loom, sponsored the renaming of Joe Robbie Stadium as Pro Player Stadium. They became the first sports marketing and products company to entitle a stadium or arena.

The first football game in Joe Robbie Stadium was held on August 16, 1987, when the Miami Dolphins met the Chicago Bears in a preseason battle. The game also marked the 22nd anniversary of the Dolphins franchise. The stadium hosted the National Football League's pre-

mier game, Super Bowl XXIII, on January 22, 1989. It marked the return of the Super Bowl to South Florida after a ten-year absence. Subsequent Super Bowls staged at Land Shark Stadium are Super Bowl XXIX (January 29, 1995), Super Bowl XXIII (January 31, 1999) and Super Bowl XLI (February 4, 2007).

Major League Baseball officially began in South Florida in the spring of 1993 as the Florida Marlins opened their inaugural campaign as a National League team. On April 5, 1993, the “new” look of Joe Robbie Stadium as a baseball facility was unveiled to the public for the first time as the Florida Marlins hosted the Los Angeles Dodgers. The Marlins began their existence by finishing the first day in first place with a 6-3 win over the Dodgers.

In 1997, the stadium hosted four World Series games between the Marlins and the Cleveland Indians, including Game One on October 18, 1997, the first Series game ever played at the stadium, and Game Seven on October 26, 1997, which the Marlins won, 3-2 in 11 innings, to capture their first World Championship.

Before the arrival of the Marlins, the stadium had played host to 13 spring training games that attracted 370,000 fans and paved the way for baseball in South Florida.

Behind the scenes, the stadium underwent renovations to accommodate Major League Baseball and the Florida Marlins. The conversion included the installation of retractable seating on the north side of the stadium, the construction of the baseball press box in the southwest corner of the facility, the building of the baseball dugouts, the addition of 660 new lights for suitable night play and the installation of a hydraulic disappearing pitcher’s mound. The stadium also features a synthetic warning track designed to absorb water. At the time, the only other facility to feature this type of track was Oriole Park at Camden Yards, home of the Baltimore Orioles. The renovation also included the construction of the Florida Marlins clubhouse and other amenities to accommodate baseball at Sun Life Stadium.

On the field, Sun Life Stadium is equipped with a Prescription Athletic Turf (PAT) system which provides draining for its natural grass, and during February and March of 1995, the old PAT system was removed, and a new advanced mechanical drainage system was installed. At a cost of one million dollars, the new system provides three times the drainage capacity of the old system and ensures a firm, dry playing surface within half an hour’s time after as much as a three inch per hour rainfall.

The stadium was renamed Dolphins Stadium in January 2005, as part of a major plan renovation initiated by owner Wayne Huizenga. In April 2006, Dolphins Enterprises CEO Joe Bailey announced and unveiled the new stadium logo and modified name. The stadium was named Dolphin Stadium and a new modern looking dolphin in orange, teal, blue and platinum colors with the words Dolphin Stadium was unveiled as the new stadium logo. Also unveiled were the two hi-definition video boards, the largest and second largest in professional sports. A new fascia LED ribbon-board was installed in July 2006. The installation of the new technology was just the beginning of a historic transformation.

Working with HOK Sport and Stiles Construction, both renowned in their respective fields of venue design and construction, the stadium completed a \$250 million improvements and innovations project that included the addition of 360,000 square feet of enclosed space, new casual sitting and gathering areas throughout the stadium, an all-new Club Level, refurbished luxury suites, new team merchandise store and other amenities.

In 2008, H. Wayne Huizenga sold fifty percent of the team, stadium and surrounding developable land to Stephen M. Ross, Chairman of the Related Companies, an international real estate development company. Mr. Huizenga remained the Managing General Partner of the franchise until he sold another forty-five percent of the team and stadium to Ross in January, 2009. Ross becomes General Managing Partner with 95 percent ownership of the Dolphins and the stadium while Huizenga retains a five percent share of both and remains a 50 percent partner in the land.

In one of his first moves to improve the fan experience at the stadium, in May, 2009, Mr. Ross and celebrated singer songwriter Jimmy Buffett announce that Dolphin Stadium will be renamed Land Shark Stadium. The unique branding brings Buffett’s Margaritaville and Land Shark themes to enhance the game-day experience. To mark the announcement, Buffett performs three songs and unveils the new lyrics to his iconic song “FINS”, written expressly for the team.

On January 20, 2010, the stadium’s name was changed to Sun Life Stadium as the leading international financial services organization made Miami and South Florida a major part of a multi-city philanthropic endeavor through a comprehensive marketing partnership with the Miami Dolphins and the Miami Dolphins Foundation. The partnership’s impact will be felt beyond the stadium and into the South Florida community. The two organizations have teamed up to bring the Sun Life Rising Star Awards program to South Florida through an annual donation to the Miami Dolphins Foundation.

LOCATION

The stadium is located at 347 Don Shula Drive in Miami Gardens, only one mile south of the Dade-Broward County Line. The 160-acre site stands midway between downtown Miami (16 miles) and downtown Fort Lauderdale (18 miles).

WORLD-CLASS EVENTS

Sun Life Stadium displays its versatility every year by hosting a wide variety of events. Along with Miami Dolphins football, Florida Marlins baseball, University of Miami college football, the stadium is home to the Orange Bowl (which played host to the national championship game following the 1997, 2000, 2004 and 2008 seasons). The stadium has hosted five Super Bowls, including Super Bowl XLIV and the 2010 NFL Pro Bowl. Major League Baseball's premier event, the World Series, was played at the stadium in 1997 and 2003.

The stadium also hosted the Florida high school class 3A, 4A, 5A and 6A state championship football games in 2005, 2006 and 2007, international soccer, Monster Jam, various festivals and trade shows.

Numerous concerts have also been performed at the stadium, featuring entertainers such as Pink Floyd, Elton John/Billy Joel, the Rolling Stones, Chicago, Genesis, Gloria Estefan, Guns & Roses, The Who, Hall & Oates, Rod Stewart, Paul McCartney, New Kids on the Block, the Three Tenors World Tour, U2, 'N Sync, The Police and Madonna.

EXECUTIVE SUITES

Sun Life Stadium's 190 suites offer luxury and comfort in the ultimate setting to watch any event. The 10, 12, 16, 20, 24 and 32-seat suites offer air conditioning and DirecTV access with NFL Sunday Ticket, multi-feed sound systems, refrigerators, ice-makers and private telephone services. Uniformed Suite attendants provide personal service in each suite during the games. Centerplate caters the suites with a delectable, wide-variety of food and beverages from which to choose.

CLUB LEVEL SEATING

Located on the second level, the 10,200 Club Level seats provide exceptional luxury with the most space and leg room available in the stadium, featuring seats 21" wide (compared to the 19" wide general seating). The Club Seats lead to air-conditioned lounges with full-service bars, a variety of concession areas, sit-down restaurants, Sports Fantasy Lounge and the Miccosukee Chairman's Club. The protective overhang is also a unique element of the Club Level seats.

HALL OF CHAMPIONS

Located in the east end zone area of the Club Level, the Hall of Champions allows groups of 50 to 150 to experience a Miami Dolphins football or other event in style. In addition to Club Level amenities and entertainment, the Hall of Champions offers luxurious oversized seats, an exquisite buffet, a full bar with bartender, a private elevator, 21 televisions and many other exclusive privileges.

DINING

Full service concession facilities, managed by Centerplate, are available on all levels and include the Everglades BBQ, Boar's Head, Papa Johns and Edy's Ice Cream. On the Club Level, premium food stations feature delicacies such as sushi, coal-fire pizza, hand-carved sandwiches, sauté dishes, fresh baked desserts and much more.

VISIONS FOR THE FUTURE

Sun Life Stadium will continue to enhance the fan experience through its commitment to technology, entertainment and customer service. Additional improvements and innovations will take place every year to maintain the stadium as the premier showplace of the Americas.

STADIUM FACTS

Stadium Address	347 Don Shula Drive Miami Gardens, FL 33056
Stadium Telephone	(305) 943-8000
Relative Location	16 miles northwest of downtown Miami 18 miles southwest of Fort Lauderdale 3/4 mile south of Calder Race Course 1 mile south of Dade-Broward county line on N.W. 27th Ave.
Opening Date	August 16, 1987 Chicago Bears 10, Miami Dolphins 3
Project Cost	\$115 million/\$250 million renovation in 2007
Method of Financing	Private, through lease of executive suites and club seats
Club Seats	originally sold on 10-year leases
Executive Suites	originally sold on 10-year leases
Project Site Area	160 acres
Design Team	

Architect	HOK Sports Facilities Group (Kansas City, MS)
Construction Manager	Huber, Hunt and Nichols, Inc. (Indianapolis, IN)
Construction Consultant	George A. Fuller Company (New York, NY)
Structural Engineer	Bliss & Nyitray, Inc. (Miami, FL)
Civil Engineer	Keith and Schnars, P.A. (Fort Lauderdale, FL)
Mechanical, Electrical	Blum Consulting Engineers, Inc. (Dallas, TX)
Acoustical Consultant	The Joiner-Rose Group, Inc. (Dallas, TX)
Food Service Consultant	Cini-Little Associates, Inc. (Miami, FL)
Football/Soccer Seating Capacity	75,540
General Seating (19" chairback with armrest)	
Lower Deck	27,397
Upper Deck	34,736
Club Seats (21" chairback with armrest)	10,209
193 Executive Suites (10, 12, 16, 20 and 24 seats)	3,198
Disabled Seating	300
Full-Time Use For Baseball	
Seating Capacity	36,331
Playing Field Dimensions	
Left Field Line	330 feet
Center Field Line	434 feet
Right Field Line	345 feet
First Baseball Game	March 11, 1988
	Los Angeles Dodgers 10, Baltimore Orioles 8
First Soccer Game	March 4, 1988
	U.S. National team 2, Millonarios (Colombia) 1
First Concert	July 3, 1988
	Rod Stewart, Hall and Oates and Chicago
First Super Bowl	January 22, 1989
	San Francisco 49ers 20, Cincinnati Bengals 16
First Blockbuster Bowl	December 29, 1990
(Micron P.C. Bowl, Carquest Bowl)	Florida State 24, Penn State 17
First FedEx Orange Bowl	December 31, 1996
	Nebraska 41, Virginia Tech 21
First World Series	October 18, 1997
	Florida Marlins 7, Cleveland Indians 4
Press Boxes	
Working Press Seats	150
Radio/TV Booths	10
Stadium Access	
Gates	8
Ramps	(25 feet wide, 2 each corner) 8
Escalators	(2 each corner) 8
Elevators	13
	(7 club level, 2 service/emergency, 2 press, 1 office, 1 freight)
Parking	
On-Site (140 acres)	24,137 cars
	171 buses, 90 RVs, 85 limousines, 1 helipad
Building	
Overall Size	648 feet x 736 feet
Height	188 feet (150-foot building, 38-foot lights)
Prescription Athletic Turf	128,000 square feet
Materials	3 acres of sod for playing field
	55,000 cubic yards of concrete
	6,000 tons of reinforcing steel
	5 miles of drain pipe
	500,000 yards of excavation material
	140 miles of electrical wire
	3,300 pieces of precast concrete
	25,000 square yards of carpet
Concessionaires and Novelties	Boston Culinary Group, Cambridge, MA
Facilities	
Concession Stands	43 stands, 264 service lines
	1 TV monitor per stand
Restrooms	40 men, 40 women
Locker Rooms	(60 lockers in each) 4

Playing Field

SurfacePrescription Athletic Turf (Natural Grass)
Drainage.....Firm Playing Surface Within 30 Minutes of
a 3" Per Hour Rain

Scoreboards

Main (East End Zone)56 feet high x 142 feet long
Auxiliary (West End Zone)54 feet high x 104 feet long
Daktronics LED Video Display (West)50 feet high x 100 feet long
Daktronics LED Video Display (East)50 feet high x 140 feet long
Fascia LED Display2,105 feet wide
Baseball Scoreboard16 feet high x 224 feet long

Lighting For Playing Field

.....1,050 Metal Halide
Instant Restrike Light Fixtures
150+ foot candles at playing field

STADIUM HISTORY

- Mar. 5, 1976 – Consultants are hired to do feasibility study for South Florida stadium.
- July 21, 1976 – Preliminary plan for 70,000-seat stadium is unveiled.
- Nov. 15, 1977 – Miami voters reject \$15 million bond issue for Orange Bowl renovations.
- May 22, 1978 – Committee estimates to Dade County a cost of \$40 million to build a new Orange Bowl next to the old one with financing coming from a resort tax and ticket surcharge.
- Feb. 19, 1979 – County attorney rules resort tax money cannot be used to build a new Orange Bowl.
- March, 1979 – National Football League rejects Miami as a Super Bowl site until stadium situation is rectified.
- Dec. 22, 1981 – Dolphins owner Joe Robbie reveals that he is negotiating to develop privately a stadium at Lake Lucerne in north Dade County.
- Nov. 2, 1981 – Voters in Dade and Broward counties overwhelmingly defeat a sales tax increase which would go toward building a new stadium.
- Dec. 14, 1983 – City of Miami voters reject sales tax increase to renovate the Orange Bowl.
- Mar. 5, 1984 – Dolphins owner Joe Robbie announces plans to build a new multi-purpose stadium in north Dade County at the team's annual awards banquet.
- Mar. 13, 1984 – City of Miami voters reject raising taxes to pay for \$55 million bond issue to repair the Orange Bowl.
- May 10, 1984 – Dolphins owner Joe Robbie begins campaign to market Dolphin Stadium executive suites and club seats.
- July 3, 1984 – Metro Commission accepts 160 acres donated by Emil and Lawrence Morton at Lake Lucerne, then leases it to Dolphin Stadium Corporation for 99 years.
- Dec. 6, 1984 – Metro commissioners unanimously agree to let Dolphins owner Joe Robbie sell \$85 million in tax exempt bonds to finance his stadium project.
- Jan. 8, 1985 – Dolphins owner Joe Robbie announces that he is ready to spend two million dollars for stadium blueprints and engineering studies.
- Mar. 14, 1985 – At the NFL meetings in Phoenix, Dolphin Stadium is named as the host site for Super Bowl XXIII (1989).
- July 22, 1985 – Clearing of stadium site begins.
- Sept. 9, 1985 – South Florida Regional Planning Council recommends approval of proposed Dolphin Center.
- Sept. 26, 1985 – Metro Commission approves development order and zoning request of Dolphin Center.
- Dec. 1, 1985 – Groundbreaking ceremonies for Dolphin Stadium take place.
- Dec. 19, 1985 – Foundation permit is issued to Dolphin Stadium Corporation by Dade County.
- Dec. 26, 1985 – First concrete is poured at stadium site.
- Dec. 31, 1985 – Dolphins owner Joe Robbie obtains construction loan and is granted permanent financing for the new stadium.
- June 3, 1986 – Dolphins owner Joe Robbie plants a ceremonial 30-foot Royal Palm tree to begin a million-dollar beautification project for neighborhoods near Dolphin Stadium.
- Aug. 27, 1986 – Topping Out Ceremonies take place at Dolphin Stadium as highest point of construction is reached.
- Feb. 3, 1987 – Metro Commission unanimously passes a resolution recommending that Dolphin Stadium be named after its builder, Joe Robbie.
- April 30, 1987 – Tim Robbie, designated spokesman for the Robbie children, announces that Dolphin Stadium has been renamed "Joe Robbie Stadium."
- Aug. 2, 1987 – An estimated 40,000 people attend Family Day at Joe Robbie Stadium, the general public's first opportunity to see the new facility.

- Aug. 16, 1987 – The Miami Dolphins play host to the Chicago Bears in the first game ever played in Joe Robbie Stadium. The Bears put a damper on the festive evening with a 10-3 preseason victory in front of 63,451 fans. The date also marks the 22nd anniversary of the Dolphins franchise.
- Oct. 11, 1987 – The Dolphins' "replacement" team records a 42-0 shutout win over the Kansas City Chiefs in the first regular-season game at JRS.
- Mar. 4, 1988 – The first soccer game ever played at JRS takes place as part of the Marlboro Soccer Cup of Miami. The U.S. National team defeats Millonarios of Colombia, 2-1, in the match before 14,877 fans.
- Mar. 11, 1988 – The first baseball game ever played at JRS takes place in front of 24,247 spectators, then the largest crowd ever to see a major-league game in the state of Florida. The Los Angeles Dodgers defeat the host Baltimore Orioles, 10-8, in the exhibition contest. The following night, the Montreal Expos beat the Orioles, 9-3, with 17,830 in attendance. Seven home runs are hit each night as a temporary 30-foot wall in left field compensates for a distance of 272 feet down the foul line.
- April 16, 1988 – A technical inspection team from FIFA, soccer's international governing body, visits JRS as part of the United States' bid to host the 1994 World Cup.
- July 3, 1988 – The first concert ever held at JRS takes place. "Happy Birthday America '88" features performances by Rod Stewart, Hall and Oates and Chicago.
- Jan. 22, 1989 – The first Super Bowl ever held at JRS takes place. The game marks the first time since Super Bowl XIII (January 21, 1979) that the NFL's Championship game is played in Miami. The San Francisco 49ers defeat the Cincinnati Bengals, 20-16.
- Mar. 7, 1990 – H. Wayne Huizenga, Chairman of the Board and Chief Executive Officer of Blockbuster Video and Huizenga Holdings, Inc., agrees to purchase fifty percent of Robbie Stadium Corporation (the parent company of Joe Robbie Stadium), as well as a fifteen percent limited partnership interest in the Miami Dolphins.
- April 14 & 15, 1990 – Nearly 100,000 people pack the stands in Joe Robbie Stadium over a two-day period to see former Beatle Paul McCartney perform live in concert.
- April 17, 1990 – The Blockbuster Bowl, college football's newest post-season bowl game, is officially certified by the NCAA. The bowl is scheduled to kickoff its inaugural matchup on December 29, 1990, at Joe Robbie Stadium.
- Dec. 29, 1990 – The Florida State Seminoles defeat the Penn State Nittany Lions, 24-17, in the inaugural Blockbuster Bowl at JRS before a capacity crowd of 74,021.
- Jan. 5, 1991 – Dolphins host the Kansas City Chiefs in the first NFL playoff game ever played in JRS. The Dolphins come back to defeat the Chiefs, 17-16.
- Jan. 28, 1991 – Seats are removed on the north side of JRS to begin renovating for baseball.
- March 26, 1991 – H. Wayne Huizenga and the Robbie family jointly purchase 42 acres adjacent to JRS. In addition, Huizenga purchases two additional lots, totaling 65 acres. The lots were purchased from the estates of Emil and Lawrence Morton.
- March 30, 1991 – The New York Yankees and the Baltimore Orioles play an exhibition game before 67,654 fans at Joe Robbie Stadium – the largest crowd ever to watch a baseball game in a non-Major League city. The Yankee-Oriole game the following day draws 57,359, giving the two-game series at JRS a total attendance figure of 125,013.
- May 23, 1991 – At the NFL meetings in Minneapolis, Joe Robbie Stadium is selected as the host site for Super Bowl XXIX, to be played on January 29, 1995.
- June 10, 1991 – The National League expansion committee recommends South Florida (Joe Robbie Stadium) and Denver to Major League Baseball's ownership committee as the two sites for National League expansion. The two teams will begin play in 1993.
- July 18, 1991 – Major League Baseball officially awards South Florida a National League expansion franchise, the Florida Marlins, who will begin play in 1993 at JRS.
- Jan. 25, 1992 – The U.S. World Cup soccer team faces the Soviet National Team (C.I.S.) before a South Florida-record soccer crowd of 30,386.
- Jan. 17, 1993 – The Dolphins host the Buffalo Bills in the first AFC Championship Game ever played at JRS. The Bills defeat the Dolphins, 29-10, and advance to Super Bowl XXVII.
- April 5, 1993 – In the first regular season baseball game ever played at JRS, the Florida Marlins win their inaugural game, defeating the Los Angeles Dodgers, 6-3.
- Jan. 24, 1994 – H. Wayne Huizenga acquires remaining 50% of Joe Robbie Stadium and the additional 85% of the Miami Dolphins, leaving him with 100-percent ownership of both the stadium and Dolphins.
- Jan. 25, 1995 – The second Super Bowl game held at JRS takes place. In Super Bowl XXIX, the San Francisco 49ers defeat the San Diego Chargers, 49-26.
- May 11, 1996 – Al Leiter of the Marlins pitches the first no-hitter in JRS history, shutting out the Colorado Rockies, 11-0.

- Aug. 26, 1996 – Pro Player, the sports apparel division of Fruit of the Loom, sponsors the renaming of Joe Robbie Stadium to Pro Player Stadium for \$20 million over a 10-year period.
- Oct. 31, 1996 – At the NFL meetings in New Orleans, Pro Player Stadium is selected as the host site for Super Bowl XXXIII, to be played on January 31, 1999.
- Dec. 31, 1996 – The Nebraska Cornhuskers defeat the Virginia Tech Hokies, 41-21, in the first FedEx Orange Bowl played at Pro Player Stadium.
- Mar. 8, 1997 – Pro Player Stadium plays host to the Three Tenors concert (Luciano Pavarotti, Placido Domingo, Jose Carreras).
- Oct. 18, 1997 – Pro Player Stadium hosts its first ever World Series game, as the Florida Marlins defeat the Cleveland Indians, 7-4, in Game One.
- Oct. 25, 1997 – The Pro Player Stadium crowd of 67,498 to watch the Marlins defeat the Indians in Game Six is the largest to see a World Series game since 1954.
- Oct. 26, 1997 – Edgar Renteria's single in the bottom of the 11th inning of Game Seven of the World Series drives in Craig Counsell to give the Marlins a 3-2 win and the World Championship.
- Jan. 31, 1999 – The third Super Bowl game held at Pro Player Stadium takes place. In Super Bowl XXXIII, the Denver Broncos defeat the Atlanta Falcons, 34-19.
- Jan. 3, 2001 – The Oklahoma Sooners defeat the Florida State Seminoles, 13-2, in the FedEx Orange Bowl to win the National Championship.
- Aug. 2, 2001 – Pro Player Stadium plays host to the "NSYNC concert.
- Oct 21, 2003 – Pro Player Stadium hosts its second World Series as 65,731 fans file in to watch the New York Yankees defeat the Florida Marlins, 6-1, in Game 3 of the Fall Classic. Marlins rebound to win their second world title in six games.
- Jan, 4, 2005 – USC defeats Oklahoma, 55-19, in the FedEx Orange Bowl to claim the national championship.
- Jan. 10, 2005 – Pro Player Stadium is re-named Dolphins Stadium. A three-phase improvement process to the stadium includes a remodeled club level and luxury suites, improved traffic flow, additional parking and state-of-the-art scoreboards.
- April 8, 2006 – Owner H. Wayne Huizenga and Dolphins Enterprises CEO Joe Bailey announce and unveil a new logo and modified name for the stadium. The new name, Dolphin Stadium, appears on the new logo with a contemporary-looking dolphin. The world's largest hi-definition video boards are also unveiled and used for the first time. Dolphin Stadium begins a \$250 million historic transformation.
- Dec., 2006 – Dolphin Stadium begins a \$250 million historic transformation unlike any stadium in the United States has experienced. With the addition of 360,000 square feet, Dolphin Stadium is creating space for incredible experiences.
- Feb. 4, 2007 – The fourth Super Bowl held at Dolphin Stadium takes place. In Super Bowl XLI the Indianapolis Colts defeat the Chicago Bears, 29-17.
- July 10, 2007 – "Sting" and The Police perform at Dolphin Stadium
- Jan. 3, 2008 – Kansas Jayhawks defeat the Virginia Tech Hokies, 24-21, in the 74th FedEx Orange Bowl.
- Feb. 22, 2008 – H. Wayne Huizenga announces Stephen M. Ross becomes 50% partner of stadium and team.
- Nov. 26, 2008 – Madonna performs at Dolphin Stadium.
- Dec. 30, 2008 – The National Football League announces that Dolphin Stadium will be the first venue in recent history to host the Pro Bowl outside of Hawaii following the 2009 season. The 2010 Pro Bowl will be the first played prior to the Super Bowl and only the second Pro Bowl played in the same city as the Super Bowl. The Los Angeles Coliseum hosted the first Super Bowl on January 15, 1967, and the Pro Bowl the following week. The 2010 Pro Bowl will be played on Sunday, January 31, 2010 and televised live on ESPN at 8:00 p.m. ET from Dolphin Stadium, also the site of Super Bowl XLIV a week later on Sunday, February 7.
- Jan. 8, 2009 – The Florida Gators win their second National Championship in three years with a 24-14 win over the Oklahoma Sooners in the 2009 BCS National Championship Game played before a crowd of 78,468 at Dolphin Stadium.
- Jan. 20, 2009 – Wayne Huizenga and Stephen M. Ross jointly announce that Ross has closed on the purchase of an additional 45 percent of the Miami Dolphins and Dolphin Stadium. Coupled with his earlier purchase of 50 percent of the franchise, the stadium, and the excess developable land last February 22, Ross now has 95 percent ownership of the Dolphins and the stadium while Huizenga will retain a 5 percent share of both and remains a 50 percent partner in that land.
- March 14-18, – Dolphin Stadium plays host to the second round (Pool 2) of the World Baseball Classic. A total of six games are played at the stadium featuring the Netherlands, Puerto Rico, United States and Venezuela. The United States and

- Venezuela advanced from the group to the semi-finals in Los Angeles.
- May 3, 2009 – Mike Dee is named as Chief Executive Officer of the Miami Dolphins and Dolphin Stadium by Dolphins Owner and Managing General Partner Stephen M. Ross. Dee is responsible for the business development and growth of both entities and to position the team and the stadium in the forefront of the sports and entertainment field. Dee joins the Dolphins after 14 years in Major League Baseball, including the last five as Chief Operating Officer of the Boston Red Sox.
- May 8, 2009 – Owner and Managing General Partner of the Miami Dolphins, Stephen M. Ross, and celebrated singer songwriter Jimmy Buffett announced that Dolphin Stadium will be renamed Land Shark Stadium. The unique branding brings Buffett's Margaritaville and Land Shark themes to enhance the game-day experience. To mark the announcement, Buffett performs three songs and unveils the new lyrics to his iconic song "FINS", written expressly for the team.
- Nov. 4, 2009 – Honduras plays Peru in an international soccer friendly match.
- Jan. 20, 2010 – Landshark Stadium is renamed Sun Life Stadium after Sun Life Financial enters into a multi-year naming rights partnership with the stadium and the Miami Dolphins.
- Jan. 31, 2010 – The 2010 NFL Pro Bowl takes place at Sun Life Stadium. The first Pro Bowl game to be played outside of Hawaii in 30 years.
- Feb. 7, 2010 – The fifth Super Bowl at Sun Life Stadium takes place. The New Orleans Saints defeat the Indianapolis Colts, 31-17.
- April 3, 2010 – Paul McCartney's "Up & Coming Tour" stops at Sun Life Stadium.

STADIUM "FIRSTS"

FOOTBALL

PRESEASON GAME: 8/16/87 – Chicago 10, Dolphins 3

REGULAR SEASON GAME: 10/11/87 – Dolphins 42, Kansas City 0

DOLPHIN PLAYOFF GAME: 1/5/91 – Dolphins 17, Kansas City 16

AFC CHAMPIONSHIP GAME: 1/17/93 – Buffalo 29, Dolphins 10

SUPER BOWL: 1/22/89 – San Francisco 49ers 20, Cincinnati Bengals 16

COLLEGE BOWL GAME: 12/29/90 – Florida State 24, Penn State 17 (Blockbuster Bowl)

DOLPHIN WIN: 10/11/87– Dolphins 42, Kansas City 0

DOLPHIN LOSS: 10/25/87 – Buffalo 34, Dolphins 31 (OT)

DOLPHIN SHUTOUT: 10/11/87 – Dolphins 42, Kansas City 0

SHUTOUT, OPPONENT: 7/26/91 – Chicago 6, Dolphins 0 (preseason)

OVERTIME GAME: 10/25/87– Buffalo 34, Dolphins 31

PLAYER TO VISIT PPS WITH TWO DIFFERENT TEAMS: Doug Flutie (Chicago, 8/16/87 and New England, 12/28/87)

REGULAR SEASON GAMES

NATIONAL ANTHEM, PERFORMANCE: Thomas Brown, III vs. Kansas City, 10/11/87 (played trumpet)

NATIONAL ANTHEM, SINGING: Pete Harris vs. Buffalo, 10/25/87

COIN TOSS: vs. Kansas City, 10/11/87 (won by Chiefs)

DOLPHIN CAPTAINS: Kyle Mackey, Tim Pidgeon, Demetrious Johnson

KICKOFF: Willie Beecher (Dolphins) vs. Kansas City, 10/11/87 (to 2-yard line)

KICKOFF RETURN: Kevin Wyatt of Kansas City, 10/11/87 (21 yards)

DOLPHIN KICKOFF RETURN: Pete Roth vs. Kansas City, 10/11/87 (23 yards)

TACKLE, ON KICKOFF: Scott Nicolas (Dolphins) vs. Kansas City, 10/11/87 (of Kevin Wyatt)

KICKOFF RETURNED FOR TD: Stanford Jennings (Cincinnati) vs. San Francisco (SB XXIII), 1/22/89

PUNT: Kelly Goodburn of Kansas City, 10/11/87 (47 yards)

DOLPHIN PUNT: Stacy Gore vs. Kansas City, 10/11/87 (35 yards)

PUNT RETURN: Mike Caterbone (Dolphins) vs. Kansas City, 10/11/87 (15 yards)

PUNT RETURNED FOR TD: O.J. McDuffie (Dolphins) vs. Indianapolis, 10/24/93 (71 yards)

BLOCKED PUNT: William Judson (Dolphins) vs. Green Bay, 9/18/88

PENALTY: On Dolphins vs. Kansas City, 10/11/87 (illegal formation)

FIELD GOAL ATTEMPT: Willie Beecher (Dolphins) vs. Kansas City, 10/11/87 (missed from 49 yards)

FIELD GOAL: Scott Norwood of Buffalo, 10/25/87 (41 yards)

DOLPHIN FIELD GOAL: Fuad Reveiz vs. Buffalo, 10/25/87 (46 yards)

TURNOVER: Alex Espinosa of Kansas City intercepted by Liffort Hobbey of Dolphins, 10/11/87

DOLPHIN TURNOVER: Lawrence Sampleton fumbles (recovered by James Harrell) vs. Kansas City, 10/11/87

FUMBLE: Blaine Smith of Kansas City, 10/11/87 (own recovery)

DOLPHIN FUMBLE: Lawrence Sampleton vs. Kansas City, 10/11/87 (recovered by Chiefs' James Harrell)

FORCED FUMBLE: Mike Lambrecht (Dolphins) vs. Kansas City, 10/11/87 (on Chris Smith)

FUMBLE LOST: Chris Smith of Kansas City, 10/11/87 (recovered by Liffort Hobbey)

FUMBLE RECOVERY: Blaine Smith of Kansas City 10/11/87 (his own)

FUMBLE RETURNED FOR TD: Liffort Hobbey (Dolphins) vs. Kansas City, 10/11/87 (55 yards)

INTERCEPTION: Liffort Hobley (Dolphins) vs. Kansas City, 10/11/87 (of Alex Espinosa)
INTERCEPTION RETURNED FOR TD: Donnie Shell of Steelers, 11/1/87 (50 yards)
SCORING PLAY: Rickey Isom (Dolphins) vs. Kansas City, 10/11/87 (6-yard TD run)
SCORING PLAY, OPPONENT: Scott Norwood of Buffalo, 10/25/87 (41-yard FG)
TOUCHDOWN: Rickey Isom (Dolphins) vs. Kansas City, 10/11/87 (6-yard run)
RUSHING TOUCHDOWN: Rickey Isom (Dolphins) vs. Kansas City, 10/11/87 (6 yards)
RUSHING TOUCHDOWN, OPPONENT: Robb Riddick of Buffalo, 10/25/87 (1 yard)
PASSING TOUCHDOWN: Dan Marino to Mark Duper (Dolphins) vs. Buffalo, 10/25/87 (5 yards)
PASSING TOUCHDOWN, OPPONENT: Jim Kelly to Chris Burkett (Buffalo), 10/25/87 (14 yards)
DEFENSIVE TOUCHDOWN: Liffort Hobley (Dolphins) vs. Kansas City, 10/11/87 (55-yard fumble return)
DEFENSIVE TOUCHDOWN, OPPONENT: Donnie Shell of Steelers, 11/1/87 (50-yard interception return)
SPECIAL TEAMS TOUCHDOWN: Marc Logan (Dolphins) vs. Buffalo, 9/10/89 (blocked punt recovery)
SCORING DRIVE: By Miami (7 plays, 54 yards in 3:28) vs. Kansas City, 10/11/87
PAT: Willie Beecher (Dolphins) vs. Kansas City, 10/11/87 (Good)
MISSED PAT: Fuad Reveiz (Dolphins) vs. Washington, 12/20/87
FIRST DOWN: Robert Parker of Kansas City, 10/11/87 (1-yard run)
DOLPHIN FIRST DOWN: Dameon Reilly (Dolphins) vs. Kansas City, 10/11/87 (16-yard pass from Kyle Mackey)
THIRD-DOWN CONVERSION: By Kansas City, 10/11/87 (Robert Parker 1-yard run)
DOLPHIN THIRD-DOWN CONVERSION: vs. Kansas City, 10/11/87 (16-yard pass from Kyle Mackey to Dameon Reilly)
FOURTH-DOWN CONVERSION: By Dolphins vs. Buffalo, 10/25/87 (17-yard pass from Dan Marino to Mark Duper)
TACKLE: Mike Lambrecht (Dolphins) vs. Kansas City, 10/11/87 (of Robert Parker)
TACKLE, OPPONENT: Chris Lindstrom of Kansas City, 10/11/87 (of John Tagliaferri)
QB SACK: Ike Readon (Dolphins) vs. Kansas City, 10/11/87 (of Matt Stevens)
QB SACK, OPPONENT: Bruce Smith of Buffalo, 10/25/87 (of Dan Marino)
RUSHING ATTEMPT: Robert Parker of Kansas City, 10/11/87 (2 yards)
DOLPHIN RUSHING ATTEMPT: John Tagliaferri vs. Kansas City, 10/11/87 (2 yards)
PASSING ATTEMPT: Matt Stevens of Kansas City, 10/11/87 (incomplete, intended for David Montagne)
DOLPHIN PASSING ATTEMPT: Kyle Mackey vs. Kansas City, 10/11/87 (incomplete, intended for Eddie Chavis)
PASS COMPLETION: Matt Stevens to John Trahan (Kansas City), 10/11/87 (5 yards)
DOLPHIN PASS COMPLETION: Kyle Mackey to Mark Konecny vs. Kansas City, 10/11/87 (10 yards)
TIMEOUT: By Dolphins vs. Kansas City, 10/11/87 (2:23 of 2nd quarter)
INJURY: Kevin Wyatt of Kansas City, 10/11/87 (ankle)

BASEBALL

EXHIBITION GAME: March 11, 1988, Los Angeles Dodgers 10, Baltimore Orioles 8

REGULAR SEASON GAMES:

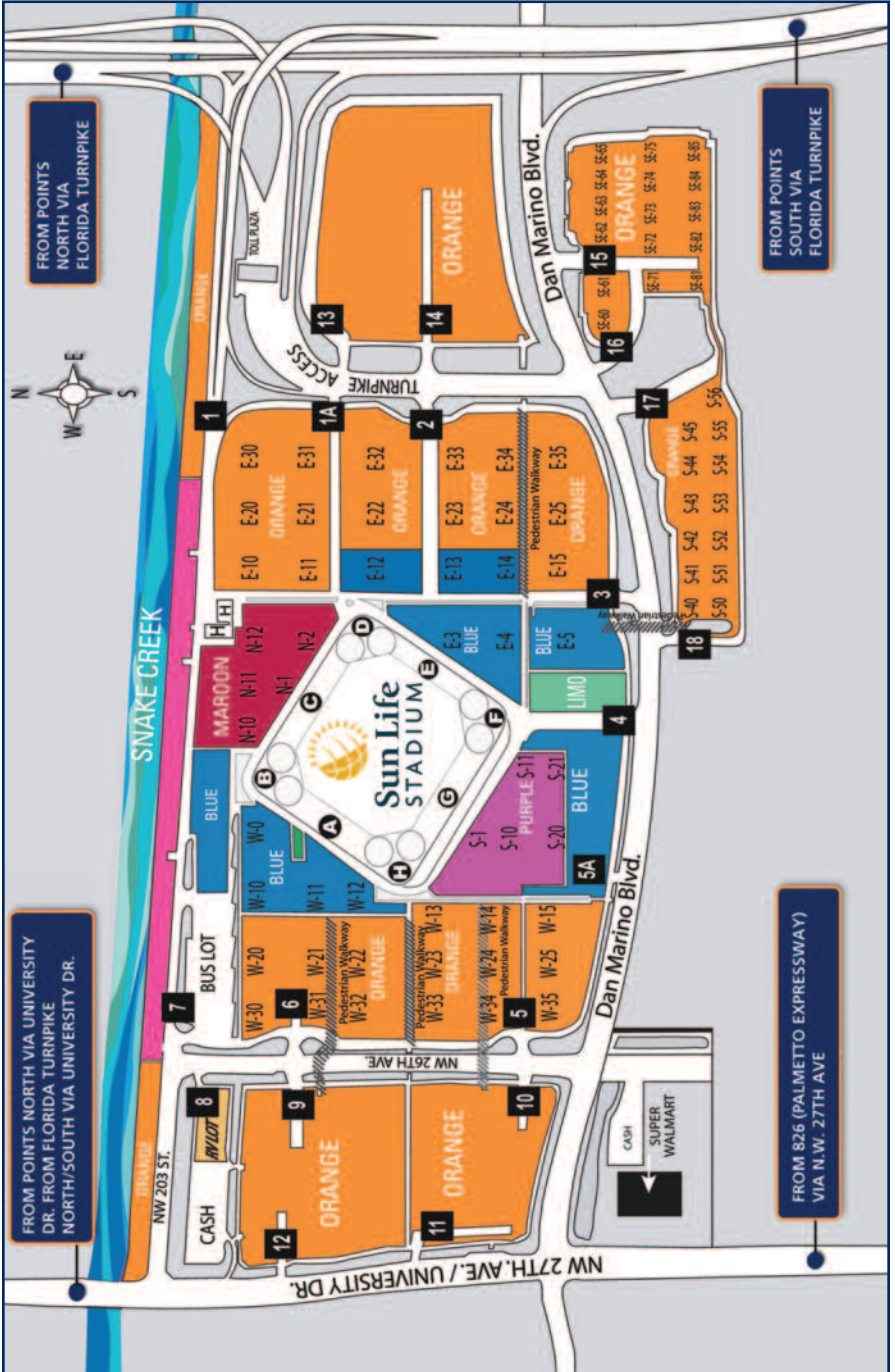
GAME: April 5, 1993, Florida Marlins 6, Los Angeles Dodgers 3
CEREMONIAL FIRST PITCH: New York Yankee great Joe DiMaggio
PITCH: Charlie Hough (Marlins) a called strike to Jose Offerman (Dodgers), 4/5/93
HIT: Bret Barberie (Marlins) first inning single to left field off Orel Hershiser (Dodgers), 4/5/93
DOUBLE: Eric Davis (Dodgers) second inning, 4/5/93
TRIPLE: Walt Weiss (Marlins), second inning, 4/5/93
HOME RUN: Tim Wallach (Dodgers), sixth inning solo home run over left field wall, 4/5/93
RUN: Benito Santiago (Marlins), second inning, 4/5/93
RBI: Walt Weiss (Marlins), second inning, 4/5/93
STOLEN BASE: Jeff Conine (Marlins), eighth inning 4/5/93
STRIKEOUT: Jose Offerman (Dodgers) goes down looking to Charlie Hough in first inning, 4/5/93
WALK: Eric Karros (Dodgers), second inning off Charlie Hough, 4/5/93
ERROR: Jody Reed (Dodgers), muffs first inning ground ball hit by Scott Pose, 4/5/93
WINNING PITCHER: Charlie Hough (Marlins), 4/5/93
LOSING PITCHER: Orel Hershiser (Dodgers), 4/5/93
SAVE: Bryan Harvey (Marlins), 4/5/93
NO-HITTER: Al Leiter (Marlins), 5/11/96
WORLD SERIES: October 18, 1997, Florida Marlins 7, Cleveland Indians 4

SOCCER

(all 3/4/88, U.S. vs. Millionarios)

GAME: 3/4/88 U.S. National team 2, Millionarios (Colombia) 1
GOAL: Jorge Raigoza (Millonarios) at 55:44
ASSIST: Ruben Dario Hernandez (Millonarios)
GAME-WINNING GOAL: Bruce Murray (U.S.), at 78:34
PENALTY KICK: Tab Ramos (U.S.), saved by Ruben Cousillas of Millonarios

SUN LIFE STADIUM PARKING MAP



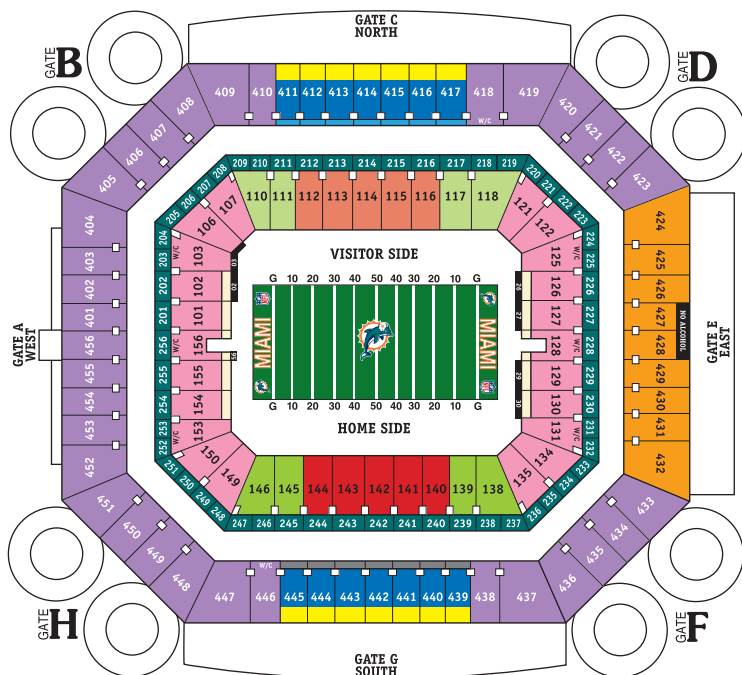
FROM POINTS NORTH VIA FLORIDA TURNPIKE

FROM POINTS SOUTH VIA FLORIDA TURNPIKE

FROM POINTS NORTH VIA UNIVERSITY DR. FROM FLORIDA TURNPIKE NORTH/SOUTH VIA UNIVERSITY DR.

FROM 825 (PALMETTO EXPRESSWAY) VIA N.W. 27TH AVE

2010 TICKET INFORMATION



SEATING CATEGORY		SEASON TICKET PRICES	SINGLE GAME TICKET PRICES
LOWER LEVEL	LOWER PRIME SOUTH	\$120	\$150
	LOWER PRIME NORTH	\$115	\$145
	LOWER SIDELINE SOUTH	\$110	\$135
	LOWER SIDELINE NORTH	\$105	\$130
	LOWER ENDZONE (ROWS 1-4)	\$105	\$130
	LOWER CORNER/ENDZONE	\$87	\$110
UPPER LEVEL	UPPER PRIME LOGE SOUTH (ROWS 1-4)	\$100	\$125
	UPPER PRIME LOGE NORTH (ROWS 1-4)	\$95	\$120
	UPPER PRIME (ROWS 5-20)	\$75	\$85
	UPPER SIDELINE (ROWS 21-30)	\$60	\$70
	UPPER CORNER/ENDZONE	\$42	\$52
	PHAN ZONE	\$34	\$45

Tickets for all Dolphins home games are available at the Dolphins Ticket Office, located at Gate G of Sun Life Stadium, Ticketmaster ticket centers, and Ticketmaster Charge-By-Phone. The Dolphins Ticket Office is open Monday through Friday, 8:30 a.m.-5:30 p.m. and Saturday 10:00 a.m.-2:00 p.m. Payment methods accepted for individual game ticket purchases are cash, MasterCard, American Express and Visa. Tickets can also be purchased on the internet through the Miami Dolphins website at MiamiDolphins.com.

Group seating of 10 or more individuals is also available through the Dolphins group sales office. For more information or to receive a brochure on group sales, please call 1-(888) FINS-TIX, press option 5.

For additional information on individual game tickets, call the Dolphins Ticket Office at 1-(888) FINS-TIX, press option 7.

Dolphins Ticket Office1-(888) FINS-TIX

Ticketmaster Charge by Phone

Miami-Dade:(305) 573-TEAM
 Broward:(954) 835-TEAM
 Palm Beach:(561) 998-TEAM

DOLPHINS TRAINING FACILITY



On July 11, 1993, the Miami Dolphins officially moved into their brand new training facility at Nova Southeastern University in Davie, Florida, from their long-time base at St. Thomas University in Miami.

The ten million dollar state-of-the-art facility covers 93,452 square feet and incorporates the latest technology and advances that were utilized in the design of other NFL training facilities.

The Dolphins' training center not only houses the team's football operation personnel and the club's administrative staff, but it also serves as the site of the club's preseason training camp and all off-season conditioning programs.

The facility includes a large locker room area, sauna and steam rooms, a therapy swimming pool, a cold plunge pool, whirlpools, and one of the largest weight training rooms in the NFL.

In addition to the physical training needs, modern support facilities also were constructed. Those include lounges, conference rooms, equipment rooms, laundry areas, video editing labs, an auditorium that functions as a site for major press conferences as well as for full team and staff meetings and the Dolphins Pro Shop, which sells official team merchandise.

Administrative offices, located on the second floor, include the head coach's office with an adjacent conference room overlooking the practice fields. Offensive and defensive coaches' offices flank these areas. Other office space exists for personnel and administrative staff members.

At the rear of the facility are two full-sized grass football fields, which were constructed utilizing the Prescription Athletic Turf (PAT) system that also is used for the field at Dolphin Stadium. That system incorporates underground pipes and electronic pumps to remove water from the fields when natural drainage is not adequate.

The Dolphins also now have their own indoor practice field, which was completed in July 2006. The 96,000-square foot structure sits on a three-acre tract adjacent to the two outdoor fields. The 100-yard field is made of a "Twenty-Four/Seven" grass-like synthetic turf, manufactured by The Motz Group.

With a primary emphasis to design the complex in a "fan-friendly" manner, a bleacher structure adjacent to the fields was constructed, utilizing elements of Dolphin Stadium itself. When the stadium was revised to accommodate baseball, large sections of seats from the stadium were removed. Those sections were relocated to the Nova Southeastern facility as part of the new complex. As a result, the bleacher facility at Nova Southeastern can accommodate 2,000 spectators, including 600 in chair-back seats, for open practice sessions and other special events. The structure also provides fans permanent amenities such as concession areas, a merchandise pro shop, ticket windows, and rest rooms.

TRAINING FACILITY FACTS

Cost	\$10 million
Method of Financing	\$5 million bond issue \$5 million from Dolphins
Site	Nova Southeastern University 7500 S.W. 30th Street, Davie, Florida 33314
Architects	Roy D. Smith and Associates
Main Building Addition and Dance Studio Architect	Wayne D. Vensel
Contractors	Miller and Solomon, Inc.
Distance to Facility From Airport	12 miles-Ft. Lauderdale Int'l
Number of Stories of Facility	2
Total Acreage	9.04 acres
Square Feet of Training Facility	71,562 feet
Square Feet of Bleacher Building	15,000 feet
Number of Seats for Fans	2,500 (680 chairbacks; 1,820 bench seating)
Square Feet of Weightroom	7,500 feet
Square Feet of Locker Room	4,600 feet
Number of Lockers	80 players, 18 coaches & 29 staff
Square Feet of Player Lounge	1,850 feet
Number of Offices for Coaches and Personnel	53
Number of Player Meeting Rooms	8 and 1 auditorium
Number of Conference Rooms	4
Square Feet of Auditorium	2,950 feet
Number of Seats in Auditorium	100 seats
Square Feet of Media Workroom	1,255 feet
Work Spaces in Media Workroom	25
Number of Whirlpools	3 portable, 1 hot pool and 1 cold pool
Number of Practice Fields	3 (2 grass, 1 indoor turf)
Type of Grass for Practice Fields	Tifway 419 Bermuda
Type of Drainage System	Prescription Athletic Turf- patented (sub-terrain vacuum drainage)

INDOOR FIELD FACTS

Architects	Cannon Design, DeRose Consultants, EDSA
Contractors	Stiles Construction
Total Acreage	3 acres (approx.)
Square Feet	96,800 feet
Dimensions	420' long x 230' wide x 70' high at peak
Bubble Material	28 oz. per square yard vinyl-coated polyester with "Stay Clean" coating and 14 oz. Thermaliner with "Rip Stop" construction
Manufacturer	Air Structures American Technologies, Inc.
Surface	"Twenty-Four/Seven" grass-like synthetic turf by The Motz Group



WHAT TO LOOK FOR IN 2010

S YERAMIAH BELL

- Bell is looking to garner 100 or more tackles for the third consecutive season. He notched a career-high 120 tackles in 2008 and followed this up with 113 in 2009.

WR DAVONE BESS . . .

- Looks to have the most receptions in team history in his first three seasons. Bess had 130 receptions in his first two seasons. WR Chris Chambers (2001-03) had 164 receptions in his first three seasons while WR Oronde Gadsden (2001-03) notched 152 catches. RB Troy Stradford (1987-89) also has 129 receptions.
- With 70 catches, Bess will have notched 200 for his career. Bess had a career-high 76 receptions in 2009.

RB RONNIE BROWN . . .

- Currently has 4,081 rushing yards and needs 919 yards to become the third rusher in team history to reach 5,000 rushing yards, joining Larry Csonka (6,737) and Ricky Williams (5,763).
- With a 1,000-yard rushing season, would become just the third Dolphin to account for multiple 1,000 yard seasons, joining Larry Csonka (1971-73) and Ricky Williams (2002-03, 2009).
- Currently has 31 rushing touchdowns. Brown needs two touchdowns to tie Karim Abdul-Jabbar for the third-most rushing scores in team history.
- Currently has 15 100-yard rushing games in his career and is tied with Larry Csonka for second in team history. His next 100-yard rushing game would move Brown into sole possession of second place, trailing Ricky Williams with 24.

T VERNON CAREY . . .

- Enters 2010 having played in 92 consecutive contests. He can become just the tenth player in team history to see action in 100 or more consecutive games.

CB VONTAE DAVIS . . .

- Led the team with four interceptions in 2009 as a rookie and is looking to become the first player to lead the team in interceptions in consecutive seasons since 2002-03 when Patrick Surtain had team highs of six in 2002 followed by seven in 2003.
- If Davis leads the team in interceptions this season, he will become the first player to lead the team in interceptions in the first two seasons of his NFL career in Miami since Louis Oliver led the team with four in 1989 and then tied for the team lead with five in 1990. No player in team history has led the team in interceptions in their first two seasons of their NFL career outright.

WR BRIAN HARTLINE . . .

- Led the team in touchdown receptions with three as a rookie and is looking to become the first player to lead the team in receptions in consecutive seasons since Chris Chambers paced the team with seven TDs in 2004 and followed with 11 scores in 2005.
- If Hartline leads the team in touchdowns this season, he will become the first player to lead the team in touchdowns in the first two seasons of his NFL career in Miami since Oronde Gadsden tied for the team in touchdowns in 1998 with seven TDs and paced the team with six scores in 1999.
- Led the team in average yards per catch with 16.3 and is looking the first player to lead Miami in average yards per catch in consecutive seasons since Oronde Gadsden led the team in average yards per reception 1998 with 14.9 and 16.7 in 1999.

CHAD HENNE . . .

- Has 2,878 career passing yards, good for eighth all time in team history. Needs 118 passing yards to surpass Gus Frerotte (2,996) for seventh place in team history.
- Has seven wins as a starting quarterback, good for ninth in team history. Henne needs two wins to tie Gus Frerotte (nine), four to tie Earl Morrall and Chad Pennington (11) and seven to tie Don Strock (14).

BRANDON MARSHALL . . .

- Looks to catch over 100 receptions for the fourth consecutive season. At Denver, Marshall had 102 catches in 2007, 104 in 2008 and 101 in 2009. No receiver has caught 100 passes in a season in team history. The team record for receptions is 90 by O.J. McDuffie in 1998.

RB RICKY WILLIAMS. . .

- With 5,763 rushing yards with the Dolphins, he needs 237 yards to become the second player in team history with 6,000 rushing yards, joining Larry Csonka (6,737).
- With 8,892 career rushing yards, he needs 1,108 yards to reach 10,000 in his career.
- With 1,350 rushing attempts with the Dolphins, he needs 157 attempts to move past Larry Csonka for the highest amount in team history (1,506 attempts).
- With 46 rushing touchdowns with the Dolphins, he needs eight rushing scores to move past Larry Csonka (53) for most rushing touchdowns in team history.
- In 2009, Williams became the seventh running back in NFL history to rush for over 1,000 yards in a season in which they were 32+ years old at the start of the season. If Williams rushes for 1,347 yards, he would tie John Riggins for the highest total for a running back over 32 years of age.

DOLPHINS ARE AMONG THE BEST

Since the 1970 merger of the National and American Football Leagues, the Miami Dolphins are tied with the Pittsburgh Steelers for highest regular season winning percentage in the NFL with a record of 373-242-2 (.606). In addition, the Dolphins have the second-highest overall winning percentage over that time span (behind the Pittsburgh Steelers) with an overall mark of 394-265-2 (.598).

TEAM	REGULAR SEASON				OVERALL			
	W	L	T	PCT.	W	L	T	PCT.
1. Pittsburgh	372	242	2	.606	409	261	2	.610
2. MIAMI	372	242	2	.606	394	265	2	.598
3. Dallas	367	249	0	.596	404	273	0	.597
4. Denver	355	255	6	.581	374	274	6	.576
5. San Francisco	345	268	3	.563	375	284	3	.569
6. Minnesota	355	259	2	.578	372	286	2	.565
7. Washington	337	277	2	.549	360	279	2	.563
8. Oakland	333	277	6	.546	369	293	6	.557
9. New England	324	292	0	.526	347	308	0	.530
10. Baltimore	116	107	1	.520	125	112	1	.527
11. Jacksonville	125	115	0	.521	130	121	0	.518
12. Philadelphia	315	293	8	.518	330	313	8	.513
13. Green Bay	310	298	8	.510	324	312	8	.509
14. St. Louis	313	299	4	.511	330	319	4	.508
15. Indianapolis	308	306	2	.502	325	323	2	.502
16. N.Y. Giants	302	311	3	.493	321	323	3	.498
17. Chicago	306	309	1	.498	316	322	1	.495
18. Carolina	117	123	0	.488	123	128	0	.490
19. Tennessee	301	313	2	.490	313	330	2	.487
20. Kansas City	298	311	7	.489	301	322	7	.483
21. Seattle	255	277	0	.479	262	288	0	.476
22. San Diego	289	322	5	.473	298	335	5	.471
23. Buffalo	289	325	2	.471	301	342	2	.468
24. Cincinnati	275	340	1	.447	280	351	1	.444
25. Cleveland	253	312	3	.448	257	323	3	.443
26. N.Y. Jets	271	343	2	.442	279	354	2	.441
27. New Orleans	263	349	4	.430	269	355	4	.432
28. Atlanta	264	347	5	.432	270	357	5	.431
29. Arizona	251	359	6	.412	256	366	6	.412
30. Detroit	248	364	4	.406	249	373	4	.401
31. Tampa Bay	208	323	1	.392	215	332	1	.393
32. Houston	49	79	0	.383	49	79	0	.383

Since 1970, the Miami Dolphins are tied (with the Pittsburgh Steelers) for the second-best regular-season winning percentage of any team in the four major professional sports (minimum ten seasons played). Miami's regular-season winning percentage of .606 (372-242-2) is second only to the Los Angeles Lakers' percentage of .647 (2102-1146) among the combined 121 teams from the National Football League, Major League Baseball, the National Hockey League and the National Basketball Association.

TEAM	SPORT	W	L	T	PCT.
1. Los Angeles Lakers	Basketball	2102	1146	0	.647
2. MIAMI DOLPHINS	FOOTBALL	372	242	2	.606
Pittsburgh Steelers	Football	372	242	2	.606
4. San Antonio Spurs	Basketball	1653	1103	0	.600
5. Montreal Canadiens	Hockey	1645	1043	421	.597
6. Dallas Cowboys	Football	367	249	0	.596
7. Boston Bruins	Hockey	1630	1071	399	.590
8. Philadelphia Flyers	Hockey	1594	1072	439	.584
9. Boston Celtics	Basketball	1892	1356	0	.583
10. Denver Broncos	Football	355	255	6	.581
11. Minnesota Vikings	Football	355	259	2	.578
12. Phoenix Suns	Basketball	1859	1389	0	.572
13. New York Yankees	Baseball	3663	2837	0	.564
14. San Francisco 49ers	Football	345	268	3	.563
15. Buffalo Sabres	Hockey	1487	1177	447	.550
16. Washington Redskins	Football	337	277	2	.549
17. Utah Jazz	Basketball	1594	1326	0	.546
18. Oakland Raiders	Football	333	277	6	.545
19. Boston Red Sox	Baseball	3534	2966	0	.544
20. Portland Trailblazers	Basketball	1743	1515	0	.535
21. Los Angeles Dodgers	Baseball	3479	3034	0	.534
22. Oklahoma City Thunder	Basketball	1729	1519	0	.532
23. Calgary Flames	Hockey	1359	1180	415	.530
24. New York Rangers	Hockey	1435	1258	392	.529
25. Edmonton Oilers	Hockey	1119	984	292	.528

Football and baseball records are through the end of the 2009 season.
Basketball records are through the end of the 2008-09 seasons.
Hockey records are through the end of the 2008-09 seasons.

DOLPHINS=WINNERS

Best Record Since NFL-AFL Merger (regular season, 1970-2009)

1. MIAMI	372	242	2	.606
Pittsburgh	372	242	2	.606
3. Dallas	367	249	0	.596
4. Denver	355	255	6	.581
5. Minnesota	355	259	2	.578

Best Record in the '90s (regular season)

1. San Francisco	113	47	0	.706
2. Buffalo	103	57	0	.644
3. Kansas City	102	58	0	.638
4. Dallas	101	59	0	.631
5. MIAMI	95	65	0	.594
Minnesota	95	65	0	.594

**\Best Record in the '80s
(regular season)**

1. San Francisco	104	47	1	.688
2. Washington	97	55	0	.638
3. MIAMI	94	57	1	.622
4. Denver	93	58	1	.615
5. Chicago	92	60	0	.605

**Best Record in the '70s
(regular season)**

1. Dallas	105	39	0	.729
2. MIAMI	104	39	1	.726
3. Oakland	100	38	6	.715
4. St. Louis	99	42	3	.698
5. Minnesota	99	43	2	.694

**Average Points Scored Per Game Since NFL-AFL Merger
(regular season, 1970-2009)**

1. San Francisco	22.6
2. MIAMI	22.0
3. Denver	21.9
Minnesota	21.9
5. St. Louis	21.6

**Average Points Allowed Per Game Since NFL-AFL Merger
(regular season, 1970-2009)**

1. Pittsburgh	17.1
2. MIAMI	18.2
Dallas	18.2
4. Philadelphia	18.7
Washington	18.7

**Most Seasons With 10 Or More Wins Since NFL-AFL Merger
(1970-2009)**

1. Dallas	23
2. MIAMI	21
3. San Francisco	20
4. Pittsburgh	19
5. Denver	17
Philadelphia	17

**Most Seasons With a Winning Record Since NFL-AFL Merger
(1970-2009)**

1. MIAMI	29
Pittsburgh	29
Dallas	29
4. Minnesota	26
5. New England	25

**Most Division Championships Since NFL-AFL Merger
(1970-2009)**

1. Pittsburgh	19
2. San Francisco	17
Dallas	17
4. Minnesota	16
5. MIAMI	13

**Most Playoff Appearances Since NFL-AFL Merger
(1970-2009)**

1. Dallas	26
2. Pittsburgh	24
Minnesota	24
4. MIAMI	22
5. San Francisco	21

Most Wins On Monday Night Football Since NFL-AFL Merger (1970-2009)

1.	Dallas		42
2.	MIAMI		40
3.	San Francisco		39
4.	Pittsburgh		38
5.	Oakland		36

Best Home Record Since NFL-AFL Merger (regular season, 1970-2008)

1.	Pittsburgh	222	85	1	.722
2.	Denver	215	90	4	.704
3.	MIAMI	213	93	1	.695
4.	Dallas	210	98	0	.682
5.	Minnesota	210	98	1	.671

Best Road Record Since NFL-AFL Merger (regular season, 1970-2008)

1.	MIAMI	159	149	1	.516
2.	San Francisco	157	150	1	.511
3.	Dallas	157	151	0	.510
4.	Oakland	149	155	4	.490
5.	Pittsburgh	150	157	1	.489

Best Record Within the AFC East Since NFL-AFL Merger (regular season, 1970-2009)

1.	MIAMI	178	124	1	.589
2.	New England	161	139	0	.537
3.	Buffalo	139	160	1	.465
4.	N.Y. Jets	137	162	1	.458

Best Interconference Record Since NFL-AFL Merger (regular season, 1970-2009)

1.	MIAMI	95	50	0	.655
2.	Pittsburgh	86	57	1	.601
3.	Oakland	88	61	1	.590
4.	Dallas	82	62	0	.569
5.	Denver	83	65	2	.560

Best Record in December Since NFL-AFL Merger (regular season, 1970-2009)

1.	MIAMI	90	61	0	.596
2.	San Francisco	90	62	0	.592
3.	Washington	87	60	0	.592
4.	Pittsburgh	87	62	0	.584
5.	Green Bay	86	63	1	.577

THREE DOLPHINS NAMED NFL MAN OF THE YEAR

The NFL's Man of the Year award is the highest off-the-field honor attainable by an NFL player. It recognizes players for their excellence both on the field and in their communities.

Center Dwight Stephenson (1985), quarterback Dan Marino (1998) and defensive end



Dwight Stephenson




Dan Marino



Jason Taylor

Jason Taylor (2007) have each won the award while playing for the Dolphins. Miami is one of only six teams to have three or more of its players receive the honor since it was instituted by the league in 1970. Chicago, Kansas City, Pittsburgh and San Diego have each had four players recognized as the NFL Man of the Year, while Miami and Cincinnati both boast three award winners.




JASON ALLEN

CORNERBACK

32

HEIGHT: 6-1
WEIGHT: 200
BORN: 7/5/83
COLLEGE: Tennessee '06
ACQUIRED: D1, 2006
NFL: Fifth Season
DOLPHINS: Fifth Season



FINS FACT

In 2007, Jason started his own foundation called "JAllen All-Stars," which is designed to give back to youth in South Florida, Muscle Shoals, Alabama and the Atlanta area through educational and athletic events. "I stress to the kids to give their best at whatever it is they do," Jason says. "Our job as role models is to speak to the kids and give them guidance. Coming from a small town (Muscle Shoals), I didn't have someone to show me the things that were needed to make it into professional sports." The foundation has sponsored events such as a turkey giveaway and a toy drive during the holidays, as well as a book bag giveaway.

PRO CAREER

CAREER TRANSACTIONS: Was a first-round draft choice (16th overall) of the Dolphins in 2006, the fourth defensive back taken.

2009 - Played in all 16 contests, including one start . . . Had seven tackles (six solo) and two passes defended . . . Finished second on the team with 15 special teams tackles . . . Notched three tackles at New England (11/8) . . . Made lone start of season at Jacksonville (12/13) . . . Recorded season-high four tackles vs. Pittsburgh (1/3/10).

2008 - Played in 15 contests with two starts . . . Was inactive due to a hand injury at St. Louis (11/30) . . . Provided depth and experience at both the safety and corner positions . . . Registered 20 tackles (19 solo), one interception, four passes defended and tied for the team lead with RB Patrick Cobbs with 16 special teams tackles . . . Led the team in tackles on one occasion . . . Entered the starting lineup when the Dolphins opened in a nickel package vs. Oakland (11/16) and New England (11/23) . . . Paced the Dolphins special teams units during season opener against the New York Jets (9/7) with two solo tackles, while also contributing on defense with a tackle . . . Had one solo stop both on defense and on special teams at Arizona (9/14) . . . Contributed to the team's first win of the season at New England (9/21) with two special teams stops . . . Led the special teams unit with three tackles (two solo) at Houston (10/12) . . . Recorded two special teams tackles vs. Baltimore (10/19) . . . Led the team in tackles with six stops vs. Buffalo (10/26) and also played a major role on special teams with a tackle and a fumble recovery on a mishandled punt that allowed the Dolphins to run the clock out and preserve a 25-16 victory . . . Had two tackles and two passes defended, including one interception at Denver (11/2), picking off a Jay Cutler pass on the game's first series and returning it two yards . . . Recorded two solo tackles on defense vs. Seattle (11/9) . . . Registered both a defensive and special teams stop vs. Oakland (11/16) . . . Recorded a season-high seven tackles vs. New England (11/23), however suffered a hand injury in the contest that would end up causing him to miss his only game in his career the following week at St. Louis (11/30) . . . Returned to action at the Bills in Toronto (12/7) and provided the special teams units with one tackle . . . Recorded one special teams tackle vs. San Francisco (12/14) and at the N.Y. Jets (12/28).

2007 - Played in all 16 games, including nine starts . . . Recorded 53 tackles, three interceptions and a forced fumble . . . Interception total led the team . . . Also produced nine stops on special teams, a figure that tied for second on the squad . . . Moved into starting lineup at one safety spot for game vs. N.Y. Giants in London (10/28), the first start of his NFL career . . . Took over spot from Renaldo Hill, who sustained a season-ending knee injury the week before against New England . . . Recorded five tackles and a forced fumble in the Giants game as the Dolphins held New York to 49 net passing yards, a season low for a Dolphins opponent

... Recorded his first two interceptions of the year at Philadelphia (11/18) when he picked off a pair of Donovan McNabb passes ... Tallied a career-high eight tackles at Buffalo (12/9) ... Two weeks later at New England (12/23), came up with an interception of a Tom Brady pass ... Registered a season-high three special teams tackles vs. N.Y. Jets (12/2).

2006 - Played in 16 games, all in a reserve role, in his rookie season ... Posted 13 tackles and an interception on defense and seven stops on special teams ... Majority of action on defense came in dime package ... First career interception occurred in 31-13 win at Chicago (11/5) when he picked off a Rex Grossman pass and returned it seven yards ... Tallied a season-high four tackles in 24-20 win over Minnesota (11/19).

COLLEGE

Was a four-year letterman (2002-05) at Tennessee who started his final three seasons ... Served as a captain each of his final two years ... Opened 26 of the 43 games in which he played during his career ... Totaled 220 tackles, three sacks, four interceptions, 21 passes defended, five forced fumbles and a fumble recovery ... Started 12 games at free safety and 14 at cornerback in his career ... Started the first five contests of his senior year at right cornerback before sustaining a season-ending hip dislocation against Georgia ... Had the most productive season of his collegiate career the year prior, when he started all 13 contests, the first at cornerback and the final 12 at free safety ... Produced 123 tackles, a pair of sacks, two interceptions, five passes defended, three forced fumbles and a fumble recovery as a junior ... Tackle total that year set a school single-season record for a defensive back ... In addition, was a second-team All-Southeastern Conference pick, a third-team All-America selection and a semi-finalist for the Jim Thorpe Award, given annually to the nation's top defensive back ... Earned degree in sports management.

PERSONAL

Single ... Attended Muscle Shoals (Ala.) High School, where he lettered in football, track and basketball ... Played running back in high school, and was an All-America selection by Super Prep and Prep Star as a senior when he rushed for 1,740 yards and 21 touchdowns, while adding 378 receiving yards and three scores ... Was named to the Class 5A all-state team and chosen as the Alabama Gatorade High School Player of the Year as a senior ... Was also chosen as the Class 5A Back of the Year by the Alabama Sports Writers Association ... Has been a part of the "All-Community Team" since 2006 in which he donates 20 tickets for every home game to the Boys & Girls Club of Miami-Dade County ... Participated in the Dolphins Junior Angler Fishing Clinic in which he has taught children from the Boys & Girls Clubs of Broward County how to fish ... Lists "Paid in Full" and "Blood Sport" as favorite movies, "Martin" as favorite television show, "Where the Red Fern Grows" as favorite book and 2Pac as favorite recording artist ... Would like to be a sports agent following his playing career ... Enjoys traveling to other countries ... Is the middle of seven children ... Full name is Jason Jamar Allen, born July 5, 1983 in Muscle Shoals, Ala.

JASON ALLEN'S NFL REGULAR SEASON STATISTICS

YEAR	TEAM	TACKLES							INTERCEPTIONS					FUMBLES		
		GP	GS	TOT	SOLO	ASST	SK	YDS	NO	YDS	LG	TD	PD	FF	FR	YDS
2006	Miami	16	0	13	10	3	0.0	0.0	1	7	7	0	2	0	0	0
2007	Miami	16	9	53	46	7	0.0	0.0	3	15	13	0	3	1	0	0
2008	Miami	15	2	20	19	1	0.0	0.0	1	2	2	0	4	0	0	0
2009	Miami	16	1	7	6	1	0.0	0.0	0	0	0	0	2	0	0	0
NFL TOTALS		63	12	93	81	12	0.0	0.0	5	24	13	0	11	1	0	0

JASON ALLEN'S NFL PLAYOFF STATISTICS

YEAR	TEAM	TACKLES							INTERCEPTIONS					FUMBLES		
		GP	GS	TOT	SOLO	ASST	SK	YDS	NO	YDS	LG	TD	PD	FF	FR	YDS
2008	Miami	1	0	0	0	0	0.0	0.0	0	0	0	0	0	0	0	0

ADDITIONAL STATS

Special Teams Tackles: 7 in 2006, 9 in 2007, 16 in 2008, 15 in 2009 for total of 47

Special Teams Fumble Recoveries: 1 in 2008



WILL ALLEN CORNERBACK

25

HEIGHT: 5-10
WEIGHT: 195
BORN: 8/5/78
COLLEGE: Syracuse '01
ACQUIRED: UFA, 2006 (NYG)
NFL: 10th Season
DOLPHINS: Fifth Season



FINS FACT

Having three kids of his own, Will enjoys spending his time away from the field working with children. He hopes to make a difference by being directly involved in his philanthropic endeavors. While with the Giants, he spoke at various schools, Pop Warner banquets and youth football camps, while also working with the Ronald McDonald House and at-risk teen boys. He continues that support with the Dolphins. He is part of the "All-Community Team," in which he donates tickets for every home game to various children's groups. "There are a lot of kids out there that think their lives just are not going the way they want them to go," Will says. "Sometimes they just need that extra push, as far as somebody bringing a smile to their face or letting them see you were actually in the same situation they are in and it doesn't have to turn out bad."

PRO CAREER

CAREER TRANSACTIONS: Signed with the Dolphins as an unrestricted free agent from the Giants on March 20, 2006 . . . Originally drafted by the Giants in the first round (22nd overall) in 2001, with a choice obtained from Indianapolis in a draft-day trade-up.

2009 - Started the first six games of the season before suffering a knee injury that ultimately placed him on injured reserve . . . At the time of his injury he ranked fifth on the team in tackles with 21 stops, was second with six passes defended and led the team in interceptions with two picks he returned for 27 yards . . . Had six tackles and one pass defended in the season opener at Atlanta (9/13) . . . Tied for the team lead in tackles with seven stops at San Diego (9/27) . . . Had three passes defended and two interceptions vs. Buffalo (10/4), picking off two Trent Edwards passes and returning them a total of 27 yards . . . It was the second game of his career with two or more picks, having totaled two interceptions on Nov. 19, 2001 at Minnesota as a member of the New York Giants . . . Suffered a torn ACL in his left knee vs. New Orleans (10/25) . . . Was placed on injured reserve on October 27 . . . By missing the game at N.Y. Jets (11/1), it ended his streak of starting each of the previous 124 regular season games in which he had played, dating back to the second week of his rookie season of 2001 with the Giants.

2008 - Was one of just four Dolphins defenders, along with Jeremiah Bell, André Goodman and Joey Porter, to start all 16 games, plus the AFC Wildcard Playoff Game against the Ravens in 2008 . . . Finished sixth on the Dolphins with 50 tackles and tied for second on the team in interceptions with three picks, which he returned for a total of 62 yards and one touchdown . . . Had one sack for 11 yards in losses and finished second on the team with 15 passes defended . . . His three interceptions were the second-highest total of his career, trailing only his four INTs from his rookie season of 2001 as a member of the N.Y. Giants . . . His one sack gave him five for his career, including four as a member of the Dolphins . . . His four sacks with Miami are tied for the fourth-highest sack total among defensive backs in team history . . . During the season opener vs. the N.Y. Jets (9/7), registered two tackles and a team high two passes defended from his left corner position . . . Had four solo tackles at Arizona (9/14) . . . Recorded four tackles, including a tackle for loss, in the Dolphins first win of the season at New England (9/21) . . . Had another four-tackle performance at Houston (10/12) and also chipped in with a pass defended and a forced fumble . . . Had three tackles and one interception vs Buffalo (10/26), picking off a Trent Edwards pass and returning it for a then career-long 30 yards . . . Recorded four tackles and one interception at Denver (11/2), picking off a Jay Cutler pass and returning it a career-long 32 yards for his first career touchdown . . . Registered a season-high three passes defended and four tackles, including three solo tackles, vs. Seattle

(11/9) . . . Had five tackles, including one sack, vs. Oakland (11/16), tackling Raiders quarterback JaMarcus Russell for an 11-yard loss . . . Chipped in with three solo tackles, including a tackle for loss, and a pressure on Matt Cassel vs. New England (11/23) . . . Matched a season high with five solo tackles along with a pressure on Marc Bulger at St. Louis (11/30) . . . Provided a huge swing of momentum in Toronto against Buffalo (12/7), as he picked off a J.P. Losman pass in the end zone to stop a late Bills drive and keep Miami's lead at 13-3 in the Dolphins' eventual 16-3 win . . . Matched a playoff career high with five solo tackles vs. Baltimore (1/4/09).

2007 - Started all 16 games at cornerback, the team's only defensive back to open every contest on the year, and, along with DE Jason Taylor, one of only two players on defense to do it . . . Was an All-Pro selection by Sports Illustrated . . . Collected 62 tackles, a pair of sacks, an interception, a team-high 14 passes defended and two forced fumbles . . . Tackle total ranked third on the team and led club's defensive backs . . . Key part of a backfield that ranked fourth in the NFL in pass defense . . . Produced a season-high six tackles in opener at Washington (9/9), a figure he matched in contest at Buffalo (12/9) . . . Came up with a season-high three passes defended in game against N.Y. Giants in London (10/28) . . . Sacks came in consecutive weeks; in Monday night game at Pittsburgh (11/26) and vs. N.Y. Jets (12/2), the first Dolphins DB to post sacks in back to back games since Terry Cousin in games 14-15 of 2001. . . Allen also forced fumbles in both the Steelers and Jets contests . . . In the Jets game, jarred the ball loose from Kellen Clemens on a sack, as it was recovered by Michael Lehan, who returned it 43 yards for a touchdown . . . Game at Buffalo (12/9) marked the 100th regular season contest of his career while he made his 100th career start the following week against Baltimore (12/16).

2006 - Started all 15 games in which he appeared at left cornerback in his first season with the Dolphins . . . Only game he missed was Thanksgiving Day affair at Detroit (11/23) after sustaining a groin injury in the previous contest, vs. Minnesota (11/19) . . . It snapped a string of 42 straight games in which he had played and started . . . Registered 56 tackles, a sack, an interception, 11 passes defended, three fumble recoveries and a forced fumble . . . Also was credited with a stop on special teams . . . Led team and tied for second in the AFC with three opponents' fumble recoveries . . . His 11 passes defended tied for second on the team . . . In opener at Pittsburgh, had a key recovery of a Charlie Batch fumble in the fourth quarter after the Steelers had a first-and-goal from the one . . . Two weeks later in win over Tennessee (9/24), stripped the ball from Titans TE Bo Scafe at the Dolphins' 2 following a 22-yard reception, with André Goodman recovering and returning it 31 yards . . . Had best game of year at Houston (10/1) when he tallied eight tackles, in addition to his first interception as a Dolphin, when he wrestled the ball away from Andre Johnson and returned it 11 yards . . . In the Texans game, also was credited with three passes defended and the second sack of his NFL career - his first since September 26, 2004 against Cleveland as a member of the Giants . . . Recorded fumble recoveries in consecutive contests; vs. Jacksonville (12/3) and vs. New England (12/10) . . . In the Jaguars game, pounced on a Matt Jones fumble (forced by Goodman) at the Dolphins' 17 . . . Recovered a Daniel Graham fumble (forced by Channing Crowder) at the Patriots' 39, leading to an Olindo Mare field goal in the Dolphins' 21-0 win over New England . . .

FUMBLE RECOVERIES: Allen accounted for three opponents' fumble recoveries in 2006, matching his total from his first five NFL seasons combined . . . In addition, his total tied for the second-highest figure in both the AFC and in the NFL, trailing only Kansas City DE Jared Allen . . . His total also tied with Pittsburgh S Ryan Clark for the most among defensive backs:

MOST OPPONENTS' FUMBLE RECOVERIES IN THE NFL IN 2006

PLAYER	POS.	TEAM	NO.
1. Jared Allen	DE	Kansas City	6
2. WILL ALLEN	CB	MIAMI	3
15 other players			3

2005 - Started all 16 regular season games in which he played at left cornerback in his final season with the Giants . . . Recorded 70 total tackles, 11 passes defended, a fumble recovery and a forced fumble . . . Added four stops on special teams . . . Took a lateral from Brent Alexander following an interception at San Francisco (11/6) and went 17 yards . . . Had a season-high nine tackles at Seattle (11/27) when he also knocked down a pass, recovered a fumble and forced one as well . . . Stripped the ball from Bobby Engram following a reception and also recovered it at the Giants' 43 in the second quarter to help set up a Jay Feely 39-yard

field goal seven plays later . . . Started First-Round Playoff game vs. Carolina (1/8/06) and was credited with four tackles.

2004 - Opened all 16 games at left cornerback . . . Posted 81 tackles, a figure which ranked third on the team and first among DBs . . . Had one interception, a team-high 19 passes defended, a sack and a forced fumble . . . First sack of his career occurred vs. Cleveland (9/26) when he tackled Jeff Garcia for a six-yard loss . . . Lone interception of the season came when he picked off a Daunte Culpepper pass in 34-13 win at Minnesota (10/31) . . . Amassed a team-high 10 tackles, in addition to a pass defended, vs. Philadelphia (11/28).

2003 - Started all 12 games in which he played at left cornerback . . . Spent the final four games of the year on injured reserve . . . Posted 45 tackles, a pair of interceptions, a team-high 14 passes defended and a fumble recovery . . . Added two special teams stops . . . Interception total tied for the team lead, along with Ralph Brown, Johnnie Harris and Frank Walker . . . Registered a season-high seven tackles in opener vs. St. Louis (9/7) . . . Initial interception of the season came when he snared a Patrick Ramsey pass at Washington (9/21) and returned it 22 yards . . . Picked off a Donovan McNabb pass vs. Philadelphia (10/19) . . . Limited Randy Moss to two receptions for four yards in the second half of a 29-17 win at Minnesota (10/26) . . . Blocked a Doug Brien 51-yard field goal attempt in overtime at N.Y. Jets (11/2) as the Giants went on for a 31-28 win . . . Had six tackles and also recovered a Keenan McCardell fumble at Tampa Bay (11/24) . . . Sustained a mid-foot sprain vs. Buffalo (11/30) and was placed on injured reserve on December 2.

2002 - Started all 15 games in which he appeared . . . Produced 62 tackles, an interception and 11 passes defended . . . Contributed a special teams tackle as well . . . Picked off a Jeff Garcia pass in opener vs. San Francisco (9/5) when he registered five tackles . . . Was inactive at Washington (12/8) because of a shoulder injury . . . Started First-Round Playoff game at San Francisco (1/5/03) and was credited with five tackles.

2001 - Started 13 games, including 12 starts, as a rookie . . . Posted a team-high four interceptions, becoming the first Giants rookie to lead the team in interceptions since Sheldon White in 1988 . . . Was second on the squad with 13 passes defended . . . Totaled 42 tackles and a fumble recovery on the year . . . Also had three special teams tackles . . . First career start came at Kansas City (9/23), as he responded with four tackles . . . Recovered a Rod Gardner fumble at the Giants' 31 vs. Washington (10/7), leading to a Morten Andersen 22-yard field goal seven plays later . . . Was inactive with an ankle injury vs. Philadelphia (10/22) and at Washington (10/28) . . . First career interception came on final drive at Arizona (11/11) when he picked off a Jake Plummer pass to preserve 17-10 win . . . Had five tackles and a pair of interceptions in Monday night game at Minnesota (11/19) as he snared two Daunte Culpepper passes totaling 27 yards in returns . . . Posted five tackles and four passes defended at Philadelphia (12/30), including an interception of a Donovan McNabb pass . . . Was inactive for season finale vs. Green Bay (1/6/02) because of a heel injury.

COLLEGE

Played in 43 games with 28 starts during his four-year career (1997-2000) for the Orange . . . All of his starts came over his final three years . . . Finished his career with 142 tackles, four interceptions and 39 passes defended . . . Also returned 37 kickoffs for a 22.7-yard average . . . As a senior, posted 41 tackles, two interceptions and a team-high 17 passes defended . . . Was a first-team All-Big East choice and was a semi-finalist for the Jim Thorpe Award, given to the nation's top defensive back . . . Also had two interceptions, in addition to 15 passes defended and a career-high 56 tackles as a junior . . . Redshirted as a true freshman in 1996 . . . Majored in economics.

PERSONAL

Married (Roshonda) . . . Couple has a daughter, Jasmine and two sons, Will Jr. and Blake . . . Attended Corcoran High School in Syracuse, N.Y., where he was a two-time first-team all-conference cornerback and a first-team all-state selection as a senior . . . Also ran track and finished third in the state with a time of 10.5 seconds in the 100-meter dash . . . As a senior, also played wide receiver and kicker . . . Has been part of the "All-Community Team" with the Dolphins . . . Has donated time to elementary schools, including "Take a Player to School" events, where he promoted the NFL's Play60 program . . . Participated in the Miami Dolphins Foundation Golf Tournament . . . Handed out backpacks to South Florida youth as part of the Kids and Fins Back to School Kickoff event . . . Helped deliver furniture to a foster child as part of the team's Rooms To Go program and also purchased an additional bedroom set for the family . . . Participated in a Miami Project fundraising event at Bal Harbor . . . Full name is Will D. Allen, born August 5, 1978.

WILL ALLEN'S NFL REGULAR SEASON STATISTICS

YEAR	TEAM	GP	GS	TACKLES					INTERCEPTIONS					FUMBLES		
				TOT	SOLO	ASST	SK	YDS	NO	YDS	LG	TD	PD	FF	FR	YDS
2001	N.Y. Giants	13	12	42	38	4	0.0	0.0	4	27	17	0	13	0	1	0
2002	N.Y. Giants	15	15	62	53	9	0.0	0.0	1	0	0	0	11	0	0	0
2003	N.Y. Giants	12	12	45	38	7	0.0	0.0	2	23	22	0	14	0	1	0
2004	N.Y. Giants	16	16	81	75	6	1.0	6.0	1	11	11	0	19	0	0	0
2005	N.Y. Giants	16	16	70	62	8	0.0	0.0	0	17	17	0	11	0	1	33
2006	Miami	15	15	56	42	14	1.0	0.0	1	11	11	0	11	1	3	5
2007	Miami	16	16	62	48	14	2.0	23.0	1	14	14	0	14	2	0	0
2008	Miami	16	16	50	42	8	1.0	11.0	3	62	32t	1	15	1	0	0
2009	Miami	6	6	21	19	2	0.0	0.0	2	27	21	0	6	0	0	0
NFL TOTALS		125	124	489	417	72	5.0	40.0	15	192	32t	1	114	4	6	38
MIAMI TOTALS		53	53	189	151	38	4.0	34.0	7	114	32t	1	46	4	3	5

WILL ALLEN'S NFL PLAYOFF STATISTICS

YEAR	TEAM	GP	GS	TACKLES					INTERCEPTIONS					FUMBLES		
				TOT	SOLO	ASST	SK	YDS	NO	YDS	LG	TD	PD	FF	FR	YDS
2002	N.Y. Giants	1	1	5	5	0	0.0	0.0	0	0	-	0	0	0	0	0
2005	N.Y. Giants	1	1	4	3	1	0.0	0.0	0	0	-	0	0	0	0	0
2008	Miami	1	1	5	5	0	0.0	0.0	0	0	-	0	0	0	0	0
PLAYOFF TOTALS		3	3	14	13	1	0.0	0.0	0	0	-	0	0	0	0	0

ADDITIONAL STATS

Special Teams Tackles: 3 in 2001, 1 in 2002, 2 in 2003, 4 in 2005, (Miami) 1 in 2006 for total of 11

Blocked Kicks: 1 field goal in 2003


Defensive Touchdowns: 32-yard interception return at Denver (11/2/08)

SINGLE-GAME HIGHS

Interceptions:

2 at Minnesota, 11/19/01

2 vs. Buffalo, 10/4/09





IKAIKA ALAMA-FRANCIS

DEFENSIVE END

79

HEIGHT: 6-5
WEIGHT: 290
BORN: 12/4/84
COLLEGE: Hawaii '07
NFL: Third Season
DOLPHINS: Second Season

FINS FACT

Alama-Francis' father, Joseph, was a backup to Packers legendary quarterback Bart Starr in the late 1950s and early 1960s, and he played for Vince Lombardi. However, Alama-Francis didn't follow his father's career path originally as he first began at Hawaii as a walk-on for the school's basketball program, playing hoops for the 2002-03 season. He was noticed by then Rainbow Warriors Head Football Coach June Jones and was asked to join the football program due to his tremendous combination of size and athleticism and later earned a scholarship on the team.

PRO CAREER

CAREER TRANSACTIONS: Signed by the Dolphins as a free agent on November 24, 2009 . . . Had been released by the Detroit Lions on September 6 . . . Second-round draft pick (58th overall) of Detroit in 2007.

2009 - Was inactive for six games with Miami.

2008 - Appeared in 13 games with two starts with Detroit . . . Finished with 38 tackles (19 solo), one sack, a pass defended and a fumble recovery . . . Inactive for season opener at Atlanta (9/7) . . . Posted three tackles vs. Green Bay (9/14) . . . Recorded four tackles and a half-sack at Houston (10/19) . . . Tallied a career-high six tackles, including a tackle for loss, vs. Washington (10/26) . . . Recorded first career start at Carolina (11/16) in place of an injured Jared DeVries at the left defensive end position.

2007 - Played in six games as a rookie with Detroit in 2007 . . . Finished with 12 tackles (five solo) . . . Recorded first career tackle vs. Chicago (9/30) . . . Was inactive three games due to injury (vs. NY Giants, 11/18, vs. Green Bay 11/22, at Minnesota 12/2) . . . Returned to lineup and recorded three tackles vs. Dallas (12/9) . . . Notched season-high four tackles at San Diego (12/16).

COLLEGE

Started 26 games at Hawaii . . . Finished with career total of 112 tackles (62 solo) and 10 sacks . . . Began collegiate career as a walk-on to the Rainbow Warriors basketball team prior to joining the football program and earning a scholarship.

PERSONAL

Name is pronounced ee-KY-kah ah-LA-mah . . . Son of former Green Bay Packers quarterback Joe Francis . . . Attended Kalaheo High School in Kailua, Oahu, Hawaii where he lettered in basketball, volleyball and baseball . . . Participated in the Miami Dolphins Foundation Golf Tournament . . . Born on December 4, 1984.

IKAIKA ALAMA-FRANCIS' NFL REGULAR SEASON STATISTICS

YEAR TEAM	GP	GS	TACKLES					INTERCEPTIONS					FUMBLES			
			TOT	SOLO	ASST	SK	YDS	NO	YDS	LG	TD	PD	FF	FR	YDS	
2007 Detroit	6	0	12	5	7	0.0	0.0	0	0	-	0	0	0	0	0	0
2008 Detroit	13	2	38	19	19	1.0	1.5	0	0	-	0	1	0	1	0	
2009 Miami	INACTIVE															
NFL TOTALS	19	2	50	24	26	1.0	1.5	0	0	-	0	1	0	1	0	

ADDITIONAL STATISTICS

Special Teams Tackles: 1 in 2007, 5 in 2008 for a total of 6.

MIAMI DOLPHINS LOGO

The most recent modification to the Dolphins' logo was made prior to the 1997 season. This marked just the third logo change in franchise history, and the first since 1972.

The original logo featured the dolphin jumping in front of a sunburst using the team's base colors (aqua, coral and white). In 1972, the dolphin was repositioned in front of the sunburst and the aqua color was strengthened. In 1997, the traditional logo and colors were kept as a base, while the sunburst on the logo was accentuated and the dolphin was strengthened with a stronger definition of its shape. In addition, the sunburst was more prominently displayed with the elimination of the hashmarks around the sun's perimeter, while the dolphin's features were accentuated by navy highlights.



PRESENT LOGO



1966-71



1972-96



CHARLIE ANDERSON

LINEBACKER

56

HEIGHT: 6-4
WEIGHT: 250
BORN: 12/8/81
COLLEGE: Mississippi '04
ACQUIRED: UFA, 2008 (Hou.)
NFL: Seventh Season
DOLPHINS: Third Season



FINS FACT

Away from the football field, Charlie enjoys bowling. Although it's something that he didn't take up until his rookie season of 2004 with the Houston Texans, he currently carries a 190-average, including a personal-best of 225. He likes going up against any teammate who is willing to take him on and has the same competitive fire on the lanes that he does on the field.

PRO CAREER

CAREER TRANSACTIONS: Signed with the Dolphins as an unrestricted free agent from Houston on March 1, 2008 . . . Originally was a sixth-round draft choice (200th overall) of the Texans in 2004.

2009 - Played in all 16 games for the third consecutive season, starting one contest . . . Finished the season with eight tackles (all solo), two sacks for a total of four yards in losses and two forced fumbles . . . Also had nine special teams tackles . . . Took a regular turn at linebacker in place of the injured Joey Porter vs. Buffalo (10/4) . . . Started in place of Porter vs. Tampa Bay (11/15) and had five tackles and two sacks, tackling Bucs quarterback Josh Freeman twice for a total of four yards in losses . . . Both of those sacks also resulted in forced fumbles when he stripped Freeman of the ball in both cases . . . It was his first multi-sack game of the year and the second in his career (also Dec. 30, 2007 vs. Jacksonville as a member of the Texans).

2008 - Played in all 16 games with one start . . . Finished with 15 tackles, 2.5 sacks, two forced fumbles, a fumble recovery and a safety on defense . . . Ranked third on the team with 12 special teams tackles and a blocked punt . . . Turned in a solid performance during the Dolphins first victory of the year at New England (9/21), as he recorded three tackles along with a special teams tackle . . . Recorded a season-high two solo special teams tackles vs. San Diego (10/5) . . . Recovered his first fumble as a Dolphin and the second of his career vs. Baltimore (10/19) when Jeremiah Bell forced a Willis McGahee fumble at the Dolphins five-yard line . . . Played a key role in victory over Buffalo (10/26) as he had three tackles and a safety when he tackled center Duke Preston in the end zone after a Trent Edwards fumble . . . It was his first safety and the second score of his career, having recorded a touchdown during his rookie season with the Houston Texans at Chicago on Dec. 19, 2004 when he recovered a Chad Hutchinson fumble and ran 60 yards for a touchdown . . . Had two tackles including a half-sack vs. Seattle (11/9) . . . Turned in a spectacular all-around effort in Toronto against Buffalo (12/7) by recording three tackles, including one sack, tackling Bills quarterback J.P. Losman for a 15-yard loss, as well as forcing two fumbles on defense . . . Also registered two special teams tackles . . . Recorded one tackle vs. San Francisco (12/14), which was a one-yard sack of 49ers quarterback Shaun Hill . . . Was a special teams leader at the N.Y. Jets (12/28) as he had a blocked punt that eventually led to a Dolphins field goal . . . It was the first punt blocked by a Dolphin since Dec. 24, 2000 when Brock Marion blocked a Lee Johnson punt at New England.

2007 - Played in all 16 games in his final season with the Texans, opening five contests – the first five starts of his NFL career . . . Recorded 24 tackles, two sacks and a pass defended . . . Added seven stops and a fumble recovery on special teams . . . In opener vs. Kansas City (9/9), recovered a fumbled punt that led to a Texans field goal, giving them a 3-0 lead in a game they would go on to win, 20-3 . . . Opened the final five games of the season, including contest at Tennessee (12/2), the first start of his NFL career . . . Posted 22 tackles in those five starts, including a high of eight in finale vs. Jacksonville (12/30) . . . In addition, recorded a pair of sacks of Jaguars QB Quinn Gray and a pass defended as the Texans posted a 42-28 victory.

2006 - Played in 13 games, all in a reserve role . . . Was inactive for three games, including contest vs. Miami (10/1) . . . On the year, recorded five tackles on defense and 11 on special teams, which ranked second on the squad . . . In finale vs. Cleveland (12/31), posted two stops on defense and two more on special teams.

2005 - Appeared in all 16 contests in a reserve role . . . Registered nine tackles, a sack and a pass defended . . . Contributed 14 tackles on special teams, a total that placed second on the club . . . Posted three tackles on defense in game vs. Tennessee (10/9) . . . First career sack occurred the following week at Seattle (10/16) when he dropped Matt Hasselbeck for a 19-yard loss . . . Had a season-high two special teams stops vs. Indianapolis (10/23) . . . In game vs. Arizona (12/18), recovered a Reggie Swinton fumble on a kickoff return in the second quarter that led to a Texans touchdown in their 30-19 win.

2004 - As a rookie, appeared in 15 games, all in a reserve role . . . Came up with one tackle and a fumble recovery on defense . . . Made an immediate impact on the Texans' special teams unit as he tallied 13 stops, a figure that ranked third on the squad . . . This included a career-high three tackles in contest vs. Green Bay (11/21) . . . Was inactive for opener vs. San Diego (9/12) . . . Made NFL debut the following week at Detroit (9/19) . . . In 24-5 win at Chicago (12/19), recovered a Chad Hutchinson fumble that was forced by Dunta Robinson and returned it 60 yards for a TD in the fourth quarter for the game's final points.

COLLEGE Was a four-year letterman (2000-03) at Ole Miss, during which time he started 31 of the 48 games in which he played . . . Totaled 127 career tackles, 12.5 sacks, three forced fumbles and five passes defended from his defensive end spot . . . Had most productive season as a senior when he compiled 54 tackles, 5.5 sacks and two forced fumbles . . . Majored in sociology with a minor in criminal justice . . . Graduated with a degree in sociology during the 2007 offseason.

PERSONAL Married to Victoria, with two daughters, Jaiden and Kylin, and a son, Devin . . . Played tight end and defensive end at Provine High School in Jackson, Miss . . . Helped the school to the 5-A state finals as a senior . . . Also lettered in track and soccer . . . Handed out backpacks to South Florida youth as part of the Kids and Fins Back to School Kickoff event . . . Helped deliver furniture to a Boys and Girls Club member as part of the team's Rooms To Go program . . . Purchased and gave away Thanksgiving meals and Holiday toys . . . Full name is Charlie Alexander Anderson, born December 8, 1981 in Jackson, Miss.

CHARLIE ANDERSON'S NFL REGULAR SEASON STATISTICS

YEAR	TEAM	GP	GS	TACKLES					INTERCEPTIONS					FUMBLES			
				TOT	SOLO	ASST	SK	YDS	NO	YDS	LG	TD	PD	FF	FR	YDS	
2004	Houston	15	0	1	1	0	0.0	0.0	0	0	-	0	0	0	1	0	0
2005	Houston	16	0	9	6	3	1.0	19.0	0	0	-	0	1	0	0	0	0
2006	Houston	13	0	5	3	2	0.0	0.0	0	0	-	0	0	0	0	0	0
2007	Houston	16	5	24	15	9	2.0	17.0	0	0	-	0	1	0	0	0	0
2008	Miami	16	1	15	9	6	2.5	20.0	0	0	-	0	0	2	1	0	0
2009	Miami	16	1	8	8	0	2.0	4.0	0	0	-	0	0	2	0	0	0
NFL TOTALS		92	7	62	42	20	7.5	60.0	0	0	-	0	2	4	2	60	
MIAMI TOTALS		32	2	23	17	6	4.5	24.0	0	0	-	0	0	4	1	0	

CHARLIE ANDERSON'S NFL PLAYOFF STATISTICS

YEAR	TEAM	GP	GS	TACKLES					INTERCEPTIONS					FUMBLES			
				TOT	SOLO	ASST	SK	YDS	NO	YDS	LG	TD	PD	FF	FR	YDS	
2008	Miami	1	0	0	0	0	0.0	0.0	0	0	-	0	0	0	0	0	0

ADDITIONAL STATS


Defensive Touchdowns: 1 fumble return (60 yards) in 2004

Special Teams Tackles: (Houston) 13 in 2004, 14 in 2005, 11 in 2006, 7 in 2007, (Miami) 12 in 2008, 9 in 2009 for total of 66

Special Teams Fumble Recoveries: 1 in 2005, 1 in 2007 for total of 2

Safeties: 1 in 2008

Blocked Kicks: 1 punt in 2008



RYAN BAKER

DEFENSIVE END

90

HEIGHT: 6-5
WEIGHT: 295
BORN: 11/25/84
COLLEGE: Purdue '09
ACQUIRED: FA, 2009
NFL: Second Season
DOLPHINS: Second Season



FINS FACT

Ryan, a two-sport star at Bishop Chatard in Indiana, excelled in both basketball and football. He led the school to three consecutive 3A state championships in football (2001-03) and was on one state championship team in basketball (2003). Although he received numerous scholarship offers in both sports, Ryan ultimately chose to focus on football, attending Purdue University and becoming a team captain.

PRO CAREER

CAREER TRANSACTIONS: Activated from the Dolphins' practice squad on November 28, 2009 . . . Released on September 5 and was signed to the Dolphins' practice squad the next day . . . Originally signed with the Dolphins as an undrafted college free agent on May 1, 2009.

2009 - Played in five games and was inactive once . . . Was promoted from the team's practice squad on November 28 . . . Made his Dolphins and NFL debut in a reserve role at Buffalo (11/29) . . . Had two tackles including a half-sack for 4.5 yards in losses, sharing a nine-yard sack of Bills quarterback Ryan Fitzpatrick with Jason Taylor.

COLLEGE

Tallied 88 tackles (55 solo), including 24 for losses and eight sacks, with two fumble recoveries and two interceptions during his Boilermaker career . . . Team captain as a senior . . . Four-time Academic All-Big Ten (2005-08) . . . Received team's Leonard Wilson Award (unselfishness and dedication), Kiwanis Citizenship Award and also was voted by his teammates as the football squad's recipient of the Guy "Red" Mackey Award (exemplifying the overall success of the university's intercollegiate athletics programs) as a senior . . . Two time recipient of team's Pit Bull Award - Defense (exemplified and sustained tenacity and intense play) for spring season (2007-08) . . . As a senior started all 13 games . . . Finished season with 22 tackles (12 solo), including four for loss, with one pass breakup . . . Appeared in all 14 games with 11 starts during junior campaign . . . Recorded 25 tackles (15 solo) with one interception, one fumble recovery and one pass breakup along with six sacks . . . Registered career-high two sacks at Northwestern and vs. Wisconsin . . . During redshirt freshman season appeared in all 11 games with two starts . . . Finished season with 10 tackles (seven solo, three assists) . . . Holds degree in business management.

PERSONAL

Engaged to high school sweetheart Susanah Acheson . . . Attended Bishop Chatard High School in Indianapolis, Ind . . . Named as a High School All-American, Indiana Gatorade Player of the Year, Indiana Defensive Lineman of the Year, Indianapolis Star City Player of the Year and City Male Athlete of the Year by Indianapolis Star his senior year . . . Was runner-up for Indiana's Mr. Football . . . Also lettered in basketball . . . Enjoys listening to music and trap and skeet shooting . . . Growing up, was a fan of the Indiana Pacers . . . Lists "Rocky" as favorite movie . . . Participated in the Miami Dolphins Foundation's golf and fishing tournaments . . . Took part in football camps for local foster care children . . . Made bowls with kids at South Broward High School . . . Full name is Ryan Edward Baker, born November 25, 1984 in Indianapolis, Ind.

RYAN BAKER'S NFL REGULAR SEASON STATISTICS

YEAR	TEAM	GP	GS	TACKLES					INTERCEPTIONS					FUMBLES			
				TOT	SOLO	ASST	SK	YDS	NO	YDS	LG	TD	PD	FF	FR	YDS	
2009	Miami	5	0	2	1	1	0.5	4.5	0	0	-	0	0	0	0	0	0



YEREMIAH BELL

SAFETY

37

HEIGHT: 6-0
WEIGHT: 205
BORN: 3/3/78
COLLEGE: Eastern Kentucky '03
ACQUIRED: D6c, 2009
NFL: Seventh Season
DOLPHINS: Seventh Season



FINS FACT

After graduating from high school, Yeremiah went to work at a Kentucky steel mill, where he earned \$8 an hour bending liner pieces that are put in tunnels. "I actually liked it," Bell said. "The hardest thing was stacking them. The heaviest pieces were like 75 pounds." At age 20, after two years working in the mill, Bell decided to walk-on at Eastern Kentucky, where he eventually earned a full scholarship.

PRO CAREER

CAREER PRO BOWL SELECTIONS: 1 (2009)

CAREER TRANSACTIONS: Was the third of three sixth-round draft choices by the Dolphins in 2003, with a compensatory pick from the NFL as a result of net free agent losses from 2002.

2009 - Started 15 games and played as a reserve once . . . Earned first Pro Bowl honor of NFL career, becoming just the fifth safety in team history to earn that recognition (also Jake Scott, 1971-75; Dick Anderson, 1972-74; Tim Foley, 1979; and Brock Marion, 2000, 2002-03) . . . Named co-winner of the 2009 Don Shula Leadership Award as voted by his teammates . . . Finished first on the Dolphins in tackles with 113 stops, was second on the team in interceptions with three picks he returned a total of 48 yards, had 1.5 sacks for a total of eight yards in losses and added nine passes defended . . . It was the second straight season (and the second of his career) that he recorded 100 or more tackles . . . Led the team in tackles ten times and finished second on the team in tackles three times on the season . . . Finished second on the team with eight tackles and added one pass defended at Atlanta (9/13) . . . Tied for the team lead in tackles with seven stops at San Diego (9/27) . . . Led the Dolphins with eight tackles vs. Buffalo (10/4) . . . Tied for the team lead with nine tackles vs. New Orleans (10/25), including 1.5 sacks for eight yards in losses, tackling Saints QB Drew Brees for a six-yard loss and also shared a four-yard sack of Brees with Randy Starks . . . With his 1.5 sacks in the game, it gave Bell 7.5 sacks in his career . . . Became the all-time Dolphins leader in sacks among defensive backs, breaking his tie with Liffort Hobley, who had six sacks in his career . . . Tied for the team lead in tackles with nine stops at New England (11/8) . . . Led the team in tackles with seven stops and had one pass defended at Jacksonville (12/13) . . . The pass defense came on a key 4th-and-3 play on the Miami 45 yard line with 8:01 left in the game to help preserve the Dolphins' 14-10 lead . . . Finished tied for first on the team in tackles with six stops at Tennessee (12/20) . . . Had five tackles and one interception, picking off a Matt Schaub pass and returning it 29 yards vs. Houston (12/27) . . . Tied for the team lead with six tackles and had one interception vs. Pittsburgh (1/3), picking off a Ben Roethlisberger pass and returning it 16 yards . . .

SACK TOTAL AMONG DOLPHINS DEFENSIVE BACKS: Bell has 7.5 sacks in his career with the Dolphins, which is the highest sack total among defensive backs in Dolphins history:

MOST CAREER SACKS BY A DOLPHINS DEFENSIVE BACK

PLAYER	POS.	YEARS	NO.
1. YEREMIAH BELL	S	2004-09	7.5
2. Liffort Hobley	S	1987-93	6.0
3. Jerry Wilson	CB	1996-00	5.5
4. Will Allen	CB	2006-09	4.0
Glenn Blackwood	S	1979-87	4.0
Calvin Jackson	CB/S	1994-99	4.0
Nate Jones	CB	2008-09	4.0

2008 - Started all 16 regular season games at strong safety . . . Posted a team and career-high 120 tackles (100 solo) . . . Also registered one sack, ten passes defended and three forced fumbles . . . Led the team in tackles nine times and finished second four times . . . Had three games of double-figure tackles . . . Made an immediate impact in season opener vs. N.Y. Jets (9/7) as he tied for the team lead with ten tackles and added a forced fumble . . . Led the team with ten tackles at New England (9/21) . . . Paced the team with six tackles and also recorded two passes defended vs. San Diego (10/5) . . . Tied a career high with 12 tackles and also registered a pass defended and recovered a fumble at Houston (10/12) . . . Had eight tackles and forced a fumble on the Dolphins' five-yard line that was recovered by Charlie Anderson vs. Baltimore (10/19) . . . Recorded five stops and his second forced fumble in as many weeks vs. Buffalo (10/26) . . . Led the team with seven tackles and three passes defended at Denver (11/2) . . . Registered a team-high nine tackles and had one pass defended vs. Seattle (11/9) . . . In fact, made the key play of the game as he broke up a pass for a two-point conversion with 3:03 left in the game to help secure the Dolphins' 21-19 win. . . . Led the Dolphins with nine tackles, including one sack for three yards of Patriots quarterback Matt Cassel vs. New England (11/23) . . . It was his sixth career sack as a Dolphin, tying him with Liffort Hobley for the most sacks by a Dolphin defensive back in team history . . . Tied for the team lead with five tackles against Buffalo in Toronto (12/7) and with seven stops at St. Louis (11/30) . . . Led team with nine tackles and added one pass defended at Kansas City (12/21) . . . In the regular season finale at N.Y. Jets (12/28), finished second on the team with seven tackles and added two passes defended as the Dolphins secured the AFC East Division title . . . Started in his playoff debut in AFC Wild Card game against Baltimore (1/4/09) and had three tackles and one pass defended.

2007 - Started the season opener at Washington (9/9) . . . Registered five tackles before sustaining a ruptured left Achilles' tendon, which ended his season . . . Was placed on injured reserve on September 11.

2006 - Played in all 16 games, including 11 starts . . . The first two starts came as part of a five- or six-DB alignment while the final nine were at strong safety . . . Finished fifth on the team and second among defensive backs with 65 tackles . . . Added two sacks, a team-high 12 passes defended, two fumble recoveries and a pair of forced fumbles . . . Also contributed five tackles and a forced fumble on special teams . . . Registered a sack vs. Buffalo (9/17) . . . Forced a fumble on punt coverage at New England (10/8) . . . Initial start of NFL career came at N.Y. Jets (10/15) as the Dolphins opened with six DBs . . . Two games later, opened at strong safety in the Dolphins' 31-13 win at Chicago (11/5) . . . In that game, recorded five tackles, two passes defended and a forced fumble . . . On the first series of the second half, stripped the ball from Justin Gage following a 17-yard reception, with the loose ball being recovered by André Goodman, who returned it 33 yards to the Bears' 12, setting up a 6-yard TD pass from Joey Harrington to Wes Welker three plays later . . . Posted nine stops and a season-best three passes defended the week afterwards in a 13-10 win over Kansas City (11/12), as the Dolphins held the Chiefs to 185 net passing yards . . . Recorded a career-high 12 tackles the following week in 24-20 win over Minnesota (11/19) . . . Also knocked down a pass and recovered a Chester Taylor fumble at the Dolphins' 30 in the fourth quarter . . . In a 21-0 win over New England (12/10), posted a team-high nine tackles, including a sack, forced fumble and fumble recovery, all on the same play . . . It occurred in the fourth quarter, and he recovered the fumble at the Dolphins' 39, leading to a 3-yard TD run by Sammy Morris eight plays later in the Dolphins' 21-0 win.

2005 - Played in all 16 games in a reserve role . . . On defense, where he played primarily in dime packages, registered 21 tackles, three sacks, an interception, four passes defended, a fumble recovery and a forced fumble . . . Finished second on the squad with 14 stops on special

teams, where he also recovered a fumble . . . First sack of NFL career occurred at Tampa Bay (10/16), when he dropped Bucs QB Chris Simms for a four-yard loss . . . Initial interception of NFL career came vs. New England (11/13) when he picked off a Tom Brady pass in the fourth quarter, leading to a Dolphins touchdown six plays later . . . Recorded a season-high five tackles in win at San Diego (12/11), when he also made what was perhaps his biggest play of the year . . . With the Dolphins holding a 20-14 lead over the Chargers with just more than two minutes to play, stripped the ball from Drew Brees with San Diego at their own 36 . . . Kevin Carter recovered the loose ball, leading to a Dolphins field goal seven plays afterward, which proved to be the margin of victory in the 23-21 decision . . . Was credited with a fumble recovery on an errant snap from field goal formation vs. N.Y. Jets (12/18) . . . Also knocked down a Brooks Bollinger pass attempt on fourth-and-five from the Dolphins' 14 with less than a minute to play, preserving Miami's 24-20 victory . . . Had a season-high three special teams tackles vs. Kansas City (10/21) and vs. N.Y. Jets (12/18) . . . Recovered an Allen Rossum fumbled punt vs. Atlanta (11/6), resulting in a Dolphins field goal four plays afterward . . . Downed a Donnie Jones punt at the Raiders' 2 at Oakland (11/27) . . .

SACK TOTAL AMONG DOLPHINS DEFENSIVE BACKS: Bell's three sacks ranked fifth on the team in 2005 and tied for the most in a season among Dolphins defensive backs, along with Liffort Hobley (1990), Jerry Wilson (1999) and Nate Jones (2008) . . . In addition, along with Reggie Howard (2), Lance Schulters (2) and Tebucky Jones (2), it was the first time in team history that four defensive backs each registered a minimum of two sacks in a season:

MOST SACKS BY A DOLPHINS DEFENSIVE BACK IN A SEASON

PLAYER	YEAR	NO.	PLAYER	YEAR	NO.
1. YEREMIAH BELL	2005	3.0	Jerry Wilson	1999	3.0
Liffort Hobley	1990	3.0	Nate Jones	2008	3.0

2004 - Played in 13 games, all in a reserve role . . . Collected five tackles and a pass defended on defense, and five more tackles on special teams . . . Made his NFL debut in opener vs. Tennessee (9/11) . . . Sustained a right distal fibula fracture in game at Denver (12/12) and was placed on injured reserve the following day . . . Underwent surgery to stabilize the fracture on December 15 . . . In preseason, ranked second on the squad with 22 tackles.

2003 - Was waived on August 31 and signed to the practice squad a day later . . . Spent the first four games of the season there before being placed on the practice squad/injured list with a right foot injury on October 7.

COLLEGE

Was a three-year letterman (1999-2001) at Eastern Kentucky . . . Missed his senior season of 2002 after sustaining a knee injury in a pickup basketball game prior to the season . . . In his three-year career, appeared in 32 games . . . Amassed 258 tackles, nine interceptions (including one for a touchdown), four fumble recoveries, seven forced fumbles, 31 passes defended and three blocked kicks . . . Started ten games as a junior in 2001 . . . Led team with 86 tackles (61 solo) and six interceptions . . . Added three tackles for loss, one sack, 15 passes defended, a fumble recovery and two forced fumbles . . . Also blocked two kicks and returned a punt for 24 yards . . . Earned recognition as a first-team Division I-AA All-American by the Associated Press and the American Football Coaches Association . . . Was a finalist for the Buck Buchanan Award, signifying I-AA football's top defensive player . . . Also was named first-team All-Ohio Valley Conference, OVC Defensive Player of the Year and made the EKU Winners Club on both defense and special teams . . . He was selected player of the year among defensive backs and chosen EKU's Most Valuable Player on defense . . . Led team as a sophomore with 110 tackles (63 solo) and added two interceptions and a fumble recovery . . . Was selected by the EKU coaching staff as the school's Defensive MVP . . . Won the 1999 EKU team award for Defensive Back of the Year as a freshman . . . Majored in physical education.

PERSONAL

Single . . . Has a daughter, Yamia, and a son, Brayden . . . Graduated from George Rogers Clark High School in Winchester, Ky . . . Also lettered in basketball . . . Helped deliver furniture to a previously homeless family as part of the team's Rooms To Go program . . . Purchased and gave away Thanksgiving meals and Holiday toys . . . Part of a defensive backfield that participates in the "All-Community Team" in which they donate a block of tickets for every home game to various youth programs . . . Has done events in conjunction with local elementary schools, including Sunland Park and Nova Blanche Foreman Elementary . . . Participated in the Miami Dolphins Foundation's Kids Fishing

Clinic and the Foundation's Fishing Tournament Awards Dinner . . . Took part in the inaugural Miami Dolphins Touchdown For Life Blood Drive . . . Growing up, the Chicago Bulls were his favorite sports team and Michael Jordan was his favorite athlete . . . Lists "Remember the Titans" as favorite movie, "My Wife and Kids" as favorite television show and DMX as favorite recording artist . . . Full name is Jeremiah Neavius Bell, born March 3, 1978 in Winchester, Ky.

YEREMIAH BELL'S NFL REGULAR SEASON STATISTICS

YEAR	TEAM	GP	GS	TACKLES					INTERCEPTIONS					FUMBLES		
				TOT	SOLO	ASST	SK	YDS	NO	YDS	LG	TD	PD	FF	FR	YDS
2004	Miami	13	0	5	4	1	0.0	0.0	0	0	—	0	1	0	0	0
2005	Miami	16	0	21	13	8	3.0	53.0	1	0	0	0	4	1	1	0
2006	Miami	16	11	65	41	24	2.0	12.0	0	0	—	0	12	2	2	0
2007	Miami	1	1	5	4	1	0.0	0.0	0	0	—	0	0	0	0	0
2008	Miami	16	16	120	100	20	1.0	3.0	0	0	—	0	10	3	1	0
2009	Miami	16	15	113	91	22	1.5	8.0	3	48	29	0	9	0	0	0
NFL TOTALS		78	43	329	253	76	7.5	76.0	4	48	29	0	36	6	4	0

YEREMIAH BELL'S NFL PLAYOFF STATISTICS

YEAR	TEAM	GP	GS	TACKLES					INTERCEPTIONS					FUMBLES		
				TOT	SOLO	ASST	SK	YDS	NO	YDS	LG	TD	PD	FF	FR	YDS
2008	Miami	1	1	3	2	1	0.0	0.0	0	0	—	0	1	0	0	0

ADDITIONAL STATS

Special Teams Tackles: 5 in 2004, 14 in 2005, 7 in 2006 for a total of 26

Special Teams Fumble Recoveries: 1 for 12 yards in 2005

Special Teams Forced Fumbles: 1 in 2006




JOE BERGER

GUARD

67

HEIGHT: 6-5
WEIGHT: 315
BORN: 5/25/82
COLLEGE: Michigan Tech '05
ACQUIRED: UFA, 2008 (Dall.)
NFL: Sixth Season
DOLPHINS: Fourth Season



FINS FACT

When he was drafted by Carolina in 2005 Joe became one of only three football players to be drafted from Michigan Tech and the first since 1987 when the Giants selected quarterback Dave Walter in the 11th Round (307th overall). The other Michigan Tech draftee, running back Jim VanWagner, was selected by the 49ers in the seventh round (183rd overall) of the 1977 draft.

PRO CAREER

CAREER TRANSACTIONS: Signed a multi-year contract with the Dolphins as an unrestricted free agent from Dallas on February 27, 2009 . . . Claimed by Dallas off waivers from Miami on Nov. 24, 2006 . . . Waived by Dolphins on November 23, 2006 . . . Signed by the Dolphins off Carolina's practice squad on September 7, 2005 . . . Was waived by Carolina on September 3, 2005 and then signed to the team's practice squad two days later . . . Second of two sixth-round draft choices (207th overall) by the Panthers in 2005, with a compensatory pick from the NFL for net free agent losses from 2004.

2009 - Played in all 16 games with Miami starting at center for each of the final six games . . . Saw extensive action at Carolina (11/19) following series of injuries to starting offensive linemen . . . Made first start of NFL career at Buffalo (11/29).

2008 - Saw action with Dallas in a special teams role for the Cowboys first five games . . . Inactive the next 11 games.

2007 - Was on the active roster for three games and was inactive for the remaining 13 and the club's Divisional Playoff Game . . . Dressed but did not play at Chicago (9/23) and at Carolina (12/22) . . . Saw his only action of the season in the fourth quarter in place of Leonard Davis at right guard in the season finale at Washington (12/30).

2006 - Was inactive for 11 games with Miami and five games with Dallas.

2005 - Played in three games, all in a reserve role in his rookie season with the Dolphins . . . Was inactive for 12 contests, including each of the first 11 . . . Dressed but did not play vs. Buffalo (12/4) . . . Saw action in each of the final three games of the year . . . Played as a reserve in each of Carolina's four preseason games.

COLLEGE Four-year letterwinner at Michigan Tech (2001-04), where he started a total of 28 games at the right tackle spot over the last three seasons . . . Was a first-team All-Great Lakes Intercollegiate Athletic Conference pick each of his final two years as well as the Conference's Offensive Lineman of the Year . . . Following his senior season, played in the Division II All-Star Cactus Bowl where he earned the Jim Langer Award as the top offensive lineman . . . Opened three games at left tackle as a freshman in 2001 . . . Redshirted in 2000 . . . Majored in mechanical engineering.

PERSONAL Married (Abigail) . . . Has two sons, Gavin and Blake . . . Attended Newaygo (Mich.) High School . . . Was an All-Western Waterways Activities Conference selection as a senior . . . Played two seasons of football during which time he totaled 238 tackles and an interception . . . In his final prep season, also served as team captain and was an Academic All-State honorable mention selection . . . Has participated in the Miami Dolphins Foundation Fishing Tournament and Kids Fishing Clinic . . . Took part in the inaugural Miami Dolphins Touchdown For Life Blood Drive . . . Full name is Joseph David Berger, born May 25, 1982.

JOE BERGER'S NFL REGULAR SEASON STATISTICS

GAMES/STARTS: (Miami) 2005: 3/0; (Dallas) 2006: Inactive; 2007: 3/0; 2008: 5/0; (Miami) 2009: 16/6 **NFL TOTALS:** 27/6

JOE BERGER'S NFL PLAYOFF STATISTICS

GAMES/STARTS: (Dallas) 2006: INACTIVE; 2007: INACTIVE

LIKE FATHER, LIKE SON

In 2005, DT Randy Crowder (1974-76) and LB Channing Crowder (2005-) became the third father-son combination to play for the Dolphins in franchise history. They joined the Barbers, which included linebacker Rudy (1968) and fullback Kantroy (1999), and the Grieses, which consisted of Bob (1967-80) and Brian (2003), both quarterbacks. The Crowders were the first father-son tandem to both be drafted by the Dolphins, as Randy was taken in the sixth round in 1974 and Channing was selected in the third round in 2005. In addition, quarterback George Wilson, Jr., played with the Dolphins in 1966 under his father, George, Sr., who was the team's head coach. Also, there have been two father-son coaching tandems in franchise history, as both Dave Shula (1982-88) and Mike Shula (1991-92, 2000-02) coached under their father, Don.



DAVONE BESS

WIDE RECEIVER

15

HEIGHT: 5-10
WEIGHT: 190
BORN: 9/13/85
COLLEGE: Hawaii '08
ACQUIRED: FA, 2008
NFL: Third Season
DOLPHINS: Third Season



FINS FACT

Growing up in Oakland, Calif., Davone faced adversity at all levels. Through hard work and perseverance, Bess went on to become the first person in his family to attend college when he starred at the University of Hawaii. He was also the first family member on his father's side to attend high school when he starred at Skyline High as a three sport star.

PRO CAREER

CAREER TRANSACTIONS: Signed with Miami as an undrafted college free agent on May 1, 2008.

2009 - Played in all 16 games with two starts . . . Finished first on the Dolphins in both receptions and receiving yards with 76 catches for 758 yards and two touchdowns . . . Had two rushes for 11 yards . . . Added 28 punt returns for 209 yards, an average of 7.5 yards per return . . . Tied for 11th in the AFC in receptions . . . Led the Dolphins in receptions eight times and in reception yardage six times during the season . . . Topped the Dolphins in both receptions and reception yardage with seven catches for 57 yards at Atlanta (9/13) . . . Posted team highs with seven catches for 54 yards at San Diego (9/27) . . . Had team-leading six catches for 56 yards at New England (11/8) . . . Led the Dolphins with four catches for 72 yards vs. Tampa Bay (11/15) . . . Two of those catches, for a total of 41 yards, came in the Dolphins' final drive of the game to set up a game-winning field goal with 14 seconds left in the contest . . . Had team-high six catches for 63 yards at Carolina (11/19) . . . Had career highs with ten catches for 117 yards and added a touchdown, coming on a 13-yard TD pass from Chad Henne vs. New England (12/6) . . . It was his first career game of ten or more catches and the first time he registered 100 or more yards in receptions . . . Registered five catches for 85 yards and one touchdown, coming on a 34-yard TD pass from Tyler Thigpen vs. Pittsburgh (1/3/10) . . .

RECEPTION TOTAL: Bess' 76 catches in 2009 ranks tied for the fourth highest single-season reception total in Dolphins history:

DOLPHINS SINGLE-SEASON RECEPTION LEADERS

PLAYER	YEAR	REC	YARDS	AVG.	LG	TD
1. O.J. McDuffie	1998	90	1,050	11.7	61	7
2. Mark Clayton	1988	86	1,129	13.1	45	14
3. Chris Chambers	2005	82	1,118	13.6	77	11
4. DAVONE BESS	2009	76	758	10.0	34	2
O.J. McDuffie	1997	76	943	12.4	55	1

FIRST TWO SEASONS: In his first two seasons with the Dolphins (2008-09), Bess has totaled 130 catches for 1,312 yards . . . His reception total ranks first among Dolphins in their first two years in the NFL, while his reception yardage total ranks fourth:

DOLPHINS LEADING RECEIVERS FIRST TWO NFL SEASONS

RECEPTIONS			RECEIVING YARDS		
PLAYER, POS.	YEARS	NO.	PLAYER, POS.	YEARS	YARDS
1. DAVONE BESS, WR	2008-09	130	1. Chris Chambers, WR	2001-02	1,617
2. Troy Stradford, RB	1987-88	104	2. Oronde Gadsden, WR	1998-99	1,516
3. Chris Chambers, WR	2001-02	100	3. Mark Clayton, WR	1983-84	1,503
4. Oronde Gadsden, WR	1998-99	96	4. DAVONE BESS, WR	2008-09	1,312
5. Ted Ginn, Jr., WR	2007-08	90	5. Nat Moore, WR	1974-75	1,310

THIRD DOWN RECEPTIONS: Bess recorded 35 receptions on third down in 2009, which was the second-highest total in the NFL that year . . . Additionally over the course of two-year NFL career (2008-09), his total of 52 third-down catches is the fourth-highest total in the league over that time span:

NFL'S LEADING RECEIVERS ON THIRD DOWN

2009 SEASON			2008-09 SEASONS		
PLAYER	YEARS	NO.	PLAYER	YEARS	NO.
1. Steve Smith	Carolina	38	1. Steve Smith	Carolina	60
2. DAVONE BESS	MIAMI	35	2. Tony Gonzalez	Kansas City	55
3. Reggie Wayne	Indianapolis	29	3. Jason Whitten	Dallas	53
4. Dallas Clark	Indianapolis	28	4. DAVONE BESS	MIAMI	52
5. Brandon Marshall	Denver	27	5. Chester Taylor	Minnesota	51

Bess' 35 receptions on third down in 2009 were the highest single-season total by a Dolphin since 1991:

MOST SINGLE-SEASON THIRD DOWN RECEPTIONS BY A DOLPHIN SINCE 1991

PLAYER	YEAR	NO	YDS.	AVG.	LG	TD
1. DAVONE BESS	2009	35	344	9.8	21	1
2. O.J. McDuffie	1998	30	311	10.4	25	4
3. O.J. McDuffie	1996	26	351	13.5	36	4
4. Terry Kirby	1993	24	287	12.0	44t	2
Terry Kirby	1995	24	213	8.9	31	3
O.J. McDuffie	1995	24	273	11.4	48	5
Randy McMichael	2004	24	283	11.8	42t	2

Overall, his 52 total third down receptions are the ninth-most by any Dolphin since 1994:

MOST TOTAL THIRD DOWN RECEPTIONS BY A DOLPHIN SINCE 1994

PLAYER	YEARS	NO	YDS.	AVG.	LG	TD
1. O.J. McDuffie	1993-2000	152	1,789	11.8	48	16
2. Chris Chambers	2001-07	101	1,426	14.1	74t	15
3. Oronde Gadsden	1998-2003	77	1,090	14.2	62	6
4. Randy McMichael	2002-06	74	773	10.4	42t	5
5. Marty Booker	2004-07	58	860	14.8	56	5
6. Irving Fryar	1993-95	57	916	16.1	65t	7
Tony Martin	1991-2000	57	884	15.5	80t	4
8. Terry Kirby	1993-1995	53	599	11.3	44t	5
9. DAVONE BESS	2008-09	52	535	10.3	36	2
10. Ronnie Brown	2005-09	40	284	7.1	23t	2

In addition, Bess' 35 third-down receptions were the second-most of any player in the NFL in 2009 and are tied for the sixth-highest single-season total in the NFL since 1991:

MOST SINGLE-SEASON THIRD DOWN RECEPTIONS IN THE NFL SINCE 1991

PLAYER	YEAR	TEAM	NO	YDS.	AVG.	LG	TD
1. Marvin Harrison	2002	Indianapolis	44	551	12.5	69	2
2. Anquan Boldin	2003	Arizona	40	541	13.5	71t	4
3. Steve Smith	2009	N.Y. Giants	38	457	12.0	36	3
4. Cris Carter	1994	Minnesota	36	335	9.3	23	2
Derrick Mason	2007	Baltimore	36	356	9.9	28	2
6. DAVONE BESS	2009	MIAMI	35	344	9.8	21	1
Larry Centers	1994	Arizona	35	269	7.7	22	1
Derrick Mason	2003	Tennessee	35	448	12.8	50t	4
David Meggett	1991	N.Y. Giants	35	306	8.7	22	2

FIRST DOWN CONVERSIONS: In Bess' two NFL seasons, he has touched the ball 133 times on offense, including 130 receptions and three rushes . . . Of that total, 79 have been converted into first downs (77 receptions, two rushing):

BESS' FIRST DOWN EFFICIENCY

YEAR	RECEIVING			RUSHING			TOTAL PLAYS		
	REC.	FIRST DOWNS	PCT.	RUSH	FIRST DOWNS	PCT.	PLAYS	FIRST DOWNS	PCT.
2008	54	29	.537	1	1	1.000	55	30	.545
2009	76	48	.632	2	1	.500	78	49	.628
TOTALS	130	77	.592	3	2	.667	133	79	.594

Additionally over the course of two-year NFL career (2008-09), he has converted 76.9-percent of this third down receptions into first downs (40 of 52) . . . That conversion percentage is the fourth highest in the NFL among receivers with 50 or more third down catches over that two-year time span:

HIGHEST THIRD-DOWN CONVERSION PERCENTAGE IN THE NFL (2008-09)

(Minimum 50 receptions)

PLAYER	TEAM	THIRD-DOWN CATCHES	FIRST DOWNS	CONVERSION PERCENTAGE
1. Greg Jennings	Green Bay	50	44	88.0
Reggie Wayne	Indianapolis	50	44	88.0
3. Tony Gonzalez	K.C./Atlanta	55	46	83.6
4. DAVONE BESS	MIAMI	52	40	76.9
5. Steve Smith	N.Y. Giants	60	46	76.7
6. Wes Welker	New England	50	36	72.0

2008 - Played in all 16 regular season games with six starts as a rookie . . . Finished third on the Dolphins in receptions and receiving yardage with 54 catches for 554 yards and one touchdown . . . Also had 14 kickoff returns for 311 yards, an average of 22.2 yards per return and 21 punt returns for 231 yards, an average of 11.0 yards per return . . . Led the team in receptions five times and in reception yardage three times . . . Made his NFL and Dolphins debut vs. N.Y. Jets (9/7) and ended the day with one catch for eight yards . . . Posted season-high 113 yards on four kickoff returns at Houston (10/12) . . . Had two catches for 12 yards and first career touchdown reception, coming on a seven-yard toss from Chad Pennington, vs. Baltimore (10/19) . . . Recorded three catches for 50 yards, including a 27-yard reception on the final Dolphins drive of the game which led to a 38-yard Dan Carpenter game winning kick, vs. Oakland (11/16) . . . Made first career start and recorded a single-game high of 87 receiving yards on five catches vs. New England (11/23) . . . Led the team in both receptions and reception yardage with six catches for 84 yards at St. Louis (11/30) . . . Led the team in receptions and reception yardage with season-high nine catches for 74 yards against Buffalo in Toronto (12/7) . . . His nine catches tied for the second-highest single game total by a Dolphins rookie and the most by a rookie wide receiver:

MOST RECEPTIONS BY A DOLPHINS ROOKIE IN A GAME

PLAYER	POS.	NO.	DATE	OPPONENT
1. Rob Konrad	RB	10	January 2, 2000	at Washington
2. DAVONE BESS	WR	9	December 7, 2008	at Buffalo
Terry Kirby	RB	9	December 19, 1993	vs. Buffalo

Led the team in receptions with three catches for 25 yards vs. San Francisco (12/14) . . . Tied for the team lead in receptions and led the Dolphins in reception yardage with six catches for 57 yards at Kansas City (12/21) in what would be recorded as the coldest game in Dolphins history . . . Led the Dolphins in receptions with six catches for 39 yards as Miami clinched the AFC East Division title at N.Y. Jets (12/28) . . . Caught two passes for 54 yards, including a 45-yard fourth quarter reception in AFC Wild Card playoff game against Baltimore (1/4/09) . . .

AMONG 2008 NFL ROOKIE RECEIVERS: Bess ranked among the league leaders in both receptions and receiving yards by NFL rookie wide receivers in 2008 :

2008 NFL ROOKIE RECEIVING LEADERS AMONG WIDE RECEIVERS

RECEPTIONS			
PLAYER	TEAM	RD. (OVERALL)	RECEPTIONS
1. Eddie Royal	Denver	2 (42)	91
2. DeSean Jackson	Philadelphia	2 (49)	62
3. DAVONE BESS	MIAMI	UNDRAFTED	54
4. Donnie Avery	St. Louis	2 (33)	53

RECEIVING YARDS			
PLAYER	TEAM	RD. (OVERALL)	RECEIVING YARDS
1. Eddie Royal	Denver	2 (42)	980
2. DeSean Jackson	Philadelphia	2 (49)	912
3. Donnie Avery	St. Louis	2 (33)	674
4. DAVONE BESS	MIAMI	UNDRAFTED	554

UNDRAFTED ROOKIE RECEIVERS: With 54 catches, Bess ranks second in single-season receptions among NFL undrafted college free agents in their rookie seasons since the common draft in 1967, behind Wayne Chrebet's 66 catches in 1995 in his first season with the N.Y. Jets:

NFL ALL-TIME UNRAFTED ROOKIE SINGLE SEASON RECEPTION LEADERS (SINCE 1967 COMMON DRAFT)

NAME	POS.	RECEPTIONS	TEAM	YEAR
1. Wayne Chrebet	WR	66	N.Y. Jets	1995
2. DAVONE BESS	WR	54	MIAMI	2008
3. Terrence Wilkins	WR	42	Indianapolis	1999
4. Clark Gaines	RB	41	N.Y. Jets	1976
5. Bob Tucker	TE	40	N.Y. Giants	1970
Jeff Chadwick	WR	40	Detroit	1983

DOLPHINS ROOKIE RECEIVERS: Bess' 54 receptions are the third highest total by a Dolphins rookie in team history and the second-highest by a rookie wide receiver:

SINGLE SEASON RECEPTION TOTALS BY A DOLPHIN ROOKIE

RECEPTIONS			
PLAYER	POSITION	YEAR	RECEPTIONS
1. Terry Kirby	RB	1993	75
2. Jack Clancy	WR	1967	67
3. DAVONE BESS	WR	2008	54
4. Troy Stradford	RB	1987	48
Chris Chambers	WR	2001	48

COLLEGE

Played three years at Hawaii (2005-07) and started all 39 games in which he played during that time . . . Totaled 293 receptions for 3,610 yards and 41 touchdowns . . . Also returned 23 punts for an 11.2-yard average in his career . . . Reception total is a school and Western Athletic Conference record . . . Also owns the Hawaii and conference record for career games with a touchdown reception (29), while his 41 receiving scores is a school standard . . . Is the only player in school history to post three 1,000-yard receiving seasons . . . Totaled 19 100-yard receiving games in his career . . . Was a first-team All-WAC selection all three years . . . As a junior in 2007, caught 108 passes for 1,266 yards and 12 TDs when he was a third-team All-America selection by the Associated Press . . . Ranked fifth in Football Bowl Subdivision in receptions and seventh in receiving yards . . . Set a Hawaii single-game record for receptions with 15 against Boise State, when he also amassed a career-high 181 receiving yards . . . Hauled in 96 passes for 1,220 yards and 15 scores as a sophomore . . . Registered 89 receptions for 1,124 yards and 14 TDs in 2005 when he was the WAC Freshman of the Year . . . Equaled an NCAA freshman mark with his 14 touchdown receptions . . . Left school with one year of eligibility still remaining . . . Majored in communications.

PERSONAL

Attended Skyline High School in Oakland, Calif., where he lettered in football, basketball and baseball . . . In football, played both wide receiver and quarterback, and was a second-team all-city selection as a quarterback his senior season . . . Favorite recording artist is Lil Wayne . . . Enjoys reading, and playing ping pong and pool in spare time . . . Participated in the Miami Dolphins Foundation Golf Tournament and the Foundation's Kids Fishing Clinic . . . Purchased and gave away Thanksgiving meals and Holiday toys . . . Visited children at Kids In Distress and attended the Make-A-Wish Sports Banquet . . . Took part in the inaugural Miami Dolphins Touchdown For Life Blood Drive . . . Signed autographs to support the Broward Sheriff Office's fundraiser for burn victim Mike Brewer . . . Full name is Davone Atrato Bess, born September 13, 1985 in Hayward, Calif.

DAVONE BESS' NFL REGULAR SEASON STATISTICS

YEAR	TEAM	RECEIVING							RUSHING				
		GP	GS	NO.	YDS.	AVG.	LG	TD	ATT.	YDS.	AVG.	LG	TD
2008	Miami	16	6	54	554	10.3	37	1	1	13	13.0	13	0
2009	Miami	16	2	76	758	10.0	34t	2	2	11	5.5	11	0
NFL TOTALS		32	8	130	1312	10.1	37	3	3	24	8.0	11	0

DAVONE BESS' NFL PLAYOFF STATISTICS

YEAR	TEAM	RECEIVING							RUSHING				
		GP	GS	NO.	YDS.	AVG.	LG	TD	ATT.	YDS.	AVG.	LG	TD
2008	Miami	1	1	2	54	27.0	45	0	0	0	-	-	0

ADDITIONAL STATS

Punt Returns: 21 for 231 yards, 10 FC, 11.0 avg., long of 27 in 2008; 28 for 209 yards, 13 FC, 7.5 avg., long of 22 for total of 49 for 440 yards, 23 FC, 9.0 avg., long of 27 (P-2 for 10 yards, 5.0 avg., long of 5)

Kickoff Returns: 14 for 311 yards, 22.2 avg., long of 32 in 2008

Special Teams Tackles: 1 in 2008

Special Teams Fumble Recoveries: 2 in 2009

SINGLE-GAME HIGHS

Receptions:

- 10 vs. New England, 12/6/09
- 9 at Buffalo, 12/7/08
- 7 at Atlanta, 9/13/09
- 7 at San Diego, 9/27/09
- 6 Five times (last: at Carlona, 11/19/09)

Receiving Yards:

- 117 vs. New England, 12/6/09
- 87 vs. New England, 11/23/08
- 85 vs. Pittsburgh, 1/3/10
- 84 at St. Louis, 11/30/08

Longest Receptions:

45 vs. Baltimore, 1/4/09*

37 at St. Louis, 11/30/08

36 vs. New England, 11/23/08

Most TDs:

1 Three times (last: vs. Pittsburgh, 1/3/10)

*Playoff Game

2008 GAME-BY-GAME STATISTICS

DATE	OPPONENT	P/S	RECEIVING				RUSHING				W/L	SCORE
			NO.	YDS.	LG	TD	ATT.	YDS.	LG	TD		
9/7	NEW YORK JETS	P	1	8	8	0	0	0	0	0	L	14-20
9/14	at Arizona	P	2	13	7	0	1	13	13	0	L	10-31
9/21	at New England	P	1	4	4	0	0	0	0	0	W	38-13
10/5	SAN DIEGO	P	3	25	24	0	0	0	0	0	W	17-10
10/12	at Houston	P	1	10	10	0	0	0	0	0	L	28-29
10/19	BALTIMORE	P	2	12	7t	1	0	0	0	0	L	13-27
10/26	BUFFALO	P	2	13	7	0	0	0	0	0	W	25-16
11/2	at Denver	P	2	28	17	0	0	0	0	0	W	26-17
11/9	SEATTLE	P	2	25	13	0	0	0	0	0	W	21-19
11/16	OAKLAND	P	3	50	27	0	0	0	0	0	W	17-15
11/23	NEW ENGLAND	P	5	87	36	0	0	0	0	0	L	28-48
11/30	at St. Louis	S	6	84	37	0	0	0	0	0	W	16-12
12/7	at Buffalo	S	9	74	15	0	0	0	0	0	W	16-3
12/14	SAN FRANCISCO	S	3	25	11	0	0	0	0	0	W	14-9
12/21	at Kansas City	S	6	57	12	0	0	0	0	0	W	38-31
12/28	at New York Jets	S	6	39	13	0	0	0	0	0	W	38-31
1/3/09	BALTIMORE#	S	2	54	45	0	0	0	0	0	L	9-27
2008 TOTALS		16-6	54	554	37	1	1	13	13	0	11-5	
PLAYOFF TOTALS		1-1	2	54	45	0	0	0	0	0	0-1	

2009 GAME-BY-GAME STATISTICS

DATE	OPPONENT	P/S	RECEIVING				RUSHING				W/L	SCORE
			NO.	YDS.	LG	TD	ATT.	YDS.	LG	TD		
9/13	at Atlanta	P	7	57	21	0	0	0	0	0	L	7-19
9/21	INDIANAPOLIS	P	3	29	18	0	0	0	0	0	L	23-27
9/27	at San Diego	P	7	54	14	0	1	11	11	0	L	13-23
10/4	BUFFALO	P	3	17	6	0	0	0	0	0	W	38-10
10/12	NEW YORK JETS	P	3	18	8	0	0	0	0	0	W	31-27
10/25	NEW ORLEANS	P	3	13	8	0	0	0	0	0	L	34-46
11/1	at New York Jets	P	4	18	6	0	0	0	0	0	W	30-25
11/8	at New England	P	6	56	20	0	0	0	0	0	L	17-27
11/15	TAMPA BAY	P	4	72	25	0	0	0	0	0	W	25-23
11/19	at Carolina	P	6	63	18	0	0	0	0	0	W	24-17
11/29	at Buffalo	P	3	34	15	0	0	0	0	0	L	14-31
12/6	NEW ENGLAND	S	10	117	19	1	0	0	0	0	W	22-21
12/13	at Jacksonville	P	3	22	15	0	1	0	0	0	W	14-10
12/20	at Tennessee	P	4	58	34	0	0	0	0	0	L	24-27*
12/27	HOUSTON	P	5	45	15	0	0	0	0	0	L	20-27
1/3/10	PITTSBURGH	P	5	85	34	1	0	0	0	0	L	24-30
2009 TOTALS		16-1	76	758	34	2	2	11	11	0	7-9	

* - Overtime

- Playoff Game

CHRONOLOGY OF MIAMI DOLPHINS TRAINING CENTER SITES

July 5, 1966 - July 15, 1966

July 16, 1966 - August 6, 1966

August 7, 1966 - April 24, 1970

April 25, 1970 - July 11, 1970

July 12, 1970 - June 30, 1993

July 1, 1993-present

St. Petersburg Beach (St. Petersburg, FL)


Boca Ciega High School (St. Petersburg, FL)

St. Andrew's School (Boca Raton, FL)

Indoctrination Camp at Univ. of Miami (Miami, FL)

Biscayne College/St. Thomas University (Miami, FL)

Nova Southeastern University (Davie, FL)



RONNIE BROWN

RUNNING BACK

23

HEIGHT: 6-0
WEIGHT: 230
BORN: 12/12/81
COLLEGE: Auburn '05
ACQUIRED: D1, 2005
NFL: Sixth Season
DOLPHINS: Sixth Season



FINS FACT

Ronnie was the Dolphins recipient of the 2008 Ed Block Courage Award. The award is given annually to a player from each NFL team who displays extraordinary courage in the face of adversity. The Courage Award is named after Ed Block, the longtime head athletic trainer of the Baltimore Colts who was a pioneer in his profession and a respected humanitarian.

PRO CAREER

CAREER PRO BOWL SELECTIONS: 1 (2008)

CAREER TRANSACTIONS: First-round draft choice (2nd overall, 1st running back) of the Dolphins in 2005.

2009 - Started first nine games of the season before suffering foot injury . . . Led the Dolphins in rushing at time of injury with 147 carries for 648 yards and eight touchdowns, had 14 receptions for 98 yards and was 2-6 passing for 22 yards and one touchdown . . . At the time of his injury he ranked fifth in the AFC and tenth in the NFL in rushing and was tied for fourth in the AFC and tied for sixth in the NFL in scoring among non-kickers . . . Led the team in rushing seven times in 2009 . . . The Dolphins were 2-1 in games when he had 20 or more rushing attempts in 2009 and in his five seasons they are 10-5 in those games . . . Led the Dolphins in rushing with ten carries for 43 yards and added three catches for ten yards at Atlanta (9/13) . . . Topped the Dolphins in rushing with 24 carries for 136 yards and two touchdowns, coming on runs of 14 and three yards vs. Indianapolis (9/21) . . . In the Wildcat formation he had seven carries for 62 yards and a touchdown vs. the Colts . . . In Colts contest the Dolphins rushed for 239 yards, the most rushing yards by Miami since Dec. 1, 2002 when they rushed for 270 yards at Buffalo . . . His two touchdowns rushing in the Indianapolis game marked the fourth time in his career he rushed for two or more touchdowns in the same game . . . In the contest he passed Tony Nathan and moved into fifth place among the Dolphins all-time rushing yardage leaders . . . He also tied Don Nottingham for sixth place among the Dolphins' all-time rushing touchdown leaders . . . Led the Dolphins in rushing with 18 carries for 75 yards at San Diego (9/27) . . . Also added three catches for 40 yards, including a 27-yard reception . . . In the San Diego contest he passed Jim Kiick and moved into fourth place among the Dolphins all-time rushing yardage leaders . . . Led the Dolphins in rushing with 20 carries for 115 yards and two touchdowns vs. Buffalo (10/4) . . . His touchdowns came on runs of one and four yards . . . It was the second game this season and the 15th time in his career he rushed for 100 yards, tying him with Larry Csonka for second place on the Dolphins' all-time list of 100-yard rushing games . . . His two touchdowns rushing in the game was the second time in 2009 and the fifth time in his career he rushed for two or more touchdowns in the same game . . . In the Bills contest he passed Don Nottingham to move into sixth place among the Dolphins' all-time rushing touchdown leaders . . . Led the Dolphins in rushing with 21 carries for 74 yards and two touchdowns vs. N.Y. Jets (10/12) . . . Also added three catches for 14 yards and was 1-2 passing, both out of the Wildcat formation, completing a 21-yard pass to Anthony Fasano . . . His two touchdowns came on runs of one and two yards . . . His two-yard TD run came with six seconds left in the game in a Wildcat formation to give the Dolphins a comeback 31-27 win . . . His two touchdowns rushing in the game was the third time in 2009 and the sixth time in his career he rushed for two or more touchdowns in the same game . . . His two rushing touchdowns in the game were the 28th and 29th rushing touchdowns of his career, moving him past Jim Kiick and into a tie for fourth place with Mercury Morris among the team's all-time rushing touchdown leaders . . . Had 16 carries for 48 yards and one touchdown,

coming on an eight-yard TD run vs. New Orleans (10/25) . . . In that contest, he moved past Mercury Morris and into third place among the Dolphins career rushing leaders . . . He also broke a tie with Morris and moved into sole possession of fourth place among the team's all-time rushing touchdown leaders . . . He also moved ahead of Karim Abdul-Jabbar and into fourth place among the team's all-time rushing attempt leaders . . . Led the Dolphins in rushing with 15 carries for 48 yards and was 1-2 passing out of the Wildcat formation for one yard and a touchdown at New England (11/8) . . . His one-yard TD pass was to Joey Haynos . . . It was his first touchdown pass of the season and the second TD pass of his career . . . Was placed on Injured Reserve on Nov. 18 with a foot injury he suffered against Tampa Bay (11/15) . . . Underwent surgery to his right foot on Nov. 20th by Dr. Bob Anderson in Charlotte, NC. . .

PASSING: In 2009, Brown was 2-6 passing for 22 yards and one touchdown, a rating of 84.7 . . . Had a season-long 21-yard pass to Anthony Fasano vs. N.Y. Jets (10/12) . . . Threw his second career touchdown on a one-yard completion to Joey Haynos at New England (11/8) . . . In his career, he is now 4-10 passing, becoming just the fifth non-quarterback in team history to have more than one completion in a career . . . He joins Jim Jensen (4-7), Tony Nathan (4-8), Marlin Briscoe (3-3) and Larry Seiple (3-3) . . . Of those five, only Brown, Briscoe and Nathan had more than one completion in a season; Briscoe was 3-3 in 1972 while Nathan was 3-4 in 1983 . . .

"WILDCAT" OFFENSE: In his 23 regular season games where the Dolphins have run the "Wildcat" formation, Brown has 102 carries for 604 yards (an average of 5.9 yards per carry) and seven touchdowns . . . He also is 3-8 for 41 yards with two touchdowns and two sacks for 17 yards in losses passing out of that formation and has lost one fumble . . . His complete regular season rushing breakdown is below:

RONNIE BROWN'S WILDCAT RUSHING STATISTICS

DATE	GAME	ATT.	YARDS	AVG.	LG	TD
9/21/08	at New England*	3	69	23.0	62t	3
10/5/08	San Diego	7	34	4.9	12	1
10/12/08	at Houston	4	22	5.5	7	0
10/19/08	Baltimore	3	-4	-0.3	3	0
10/26/08	Buffalo	5	28	5.6	12	0
11/2/08	at Denver#	4	4	1.0	1	0
11/9/08	Seattle	3	25	8.3	16t	1
11/16/08	Oakland@	5	29	5.8	11	0
11/23/08	New England	6	26	4.3	9	0
11/30/08	at St. Louis	2	5	2.5	5	0
12/7/08	at Buffalo	5	11	2.2	5	0
12/14/08	San Francisco	1	16	16.0	16	0
12/21/08	at Kansas City	3	13	4.3	8	0
12/28/08	at New York Jets^	5	39	7.8	23	0
9/13/09	at Atlanta	1	4	4.0	4	0
9/21/09	Indianapolis	7	62	8.9	14	1
9/27/09	at San Diego	6	36	6.0	12	0
10/4/09	Buffalo	7	60	8.6	38	0
10/12/09	New York Jets%	6	32	5.3	13	1
10/25/09	New Orleans^	9	24	2.7	8	0
11/1/09	at New York Jets&	4	14	3.5	13	0
11/8/09	at New England+	4	5	1.3	2	0
11/15/09	Tampa Bay	2	50	25.0	45	0
TOTALS:		102	604	5.9	62t	7

* Was 1-1 for 19 yards and one touchdown passing

Was sacked once for an eight-yard loss attempting to pass

@ One lost fumble at end of run

^ Was 0-1 passing

% Was 1-2 for 21 yards passing

& Was 0-1 passing and sacked once for a nine-yard loss attempting to pass

+ Was 1-2 for 1 yard and one touchdown passing (there also was an 11-yard sack of Chad Henne not included in those statistics)

RONNIE BROWN'S PLAYOFF WILDCAT RUSHING STATISTICS

DATE	GAME	ATT.	YARDS	AVG.	LG	TD
1/4/09	Baltimore	2	7	3.5	6	0

DOLPHINS RUSHING LEADERS: In just five seasons with the Dolphins, Brown already ranks among the top five leaders in club history in rushing attempts, rushing yards, and touchdowns:

MIAMI DOLPHINS CAREER RUSHING LEADERS

RUSHING YARDS			RUSHING ATTEMPTS			RUSHING TOUCHDOWNS		
PLAYER	YEARS	YDS.	PLAYER	YEARS	ATT.	PLAYER	YEARS	TDs
L. Csonka	1968-74, 1979	6737	L. Csonka	1968-74, 1979	1506	L. Csonka	1968-74, 1979	53
R. Williams	2002-03, '05, '07-09	5763	R. Williams	2002-03, '05, '07-09	1350	R. Williams	2002-03, '05, '07-09	46
R. BROWN	2005-09	4081	J. Kiick	1968-74	997	K. Abdul-Jabbar	1996-99	33
M. Morris	1969-75	3877	R. BROWN	2005-09	928	R. BROWN	2005-09	31
J. Kiick	1968-74	3644	K. Abdul-Jabbar	1996-99	888	M. Morris	1969-75	29

100-YARD GAMES: Had two 100-yard rushing games in 2009 with 115 yards vs. Buffalo (10/4) and 136 yards vs. Indianapolis (9/21) and the Dolphins are 1-1 in those contests . . . Has 15 100-yard games in his career (115 yards rushing on Oct. 4, 2009 vs. Buffalo, 136 yards on Sept. 21, 2009 vs. Indianapolis, 101 yards on Nov. 16, 2008 vs. Oakland, 125 yards on Oct. 5, 2008 vs. San Diego, 113 yards at New England on Sept. 21, 2008, 101 yards at Cleveland on Oct. 14, 2007, 114 yards at Houston on Oct. 7, 2007, 134 yards on Sept. 30, 2007 vs. Oakland, 112 yards on Sept. 23, 2007 at N.Y. Jets, 115 yards on Dec. 31, 2006 at Indianapolis, 110 yards on Dec. 25, 2006 vs. N.Y. Jets, 157 yards on Nov. 5, 2006 at Chicago, 127 yards on Oct. 15, 2006 at N.Y. Jets, 106 yards on Oct. 30, 2005 at New Orleans and 132 yards on Sept. 25, 2005 vs. Carolina) and the Dolphins are 7-8 in those games . . . His total of 15 100-yard rushing games is tied for the second highest career total by a Dolphins running back along with Larry Csonka . . . He tied Csonka on Oct. 4, 2009 vs. Buffalo . . .

MOST 100-YARD RUSHING GAMES IN DOLPHINS HISTORY

(Regular Season Only)

PLAYER	YEARS	100-YD GAMES
1. Ricky Williams	2002-03, 2005, 2007-09	24
2. Larry Csonka	1968-74,79	15
RONNIE BROWN	2005-09	15
4. Mercury Morris	1969-75	10
5. Karim Abdul-Jabbar	1996-99	9

2008 - Returned in 2008 from an ACL injury that cut short his 2007 season and proved to be one of the elite backs in the NFL as he capped a stellar season by being named to the AFC Pro Bowl team . . . Played in all 16 regular season games with 13 starts . . . For the fourth straight season led the team in rushing . . . Had 214 carries for 916 yards and ten touchdowns . . . Also added 33 catches for 254 yards and went 2-3 in pass attempts for 41 yards and a touchdown as he played a major role in the Dolphins "Wildcat" offense . . .

TOUCHDOWNS: Brown rushed for two or more touchdowns once in 2008 (four rushing touchdowns at New England (9/21)) with the Dolphins holding a 1-0 record . . . Went four straight games (games 2-5) in 2008 with at least one rushing touchdown per game . . . Became the first Dolphin to have a rushing touchdown in four straight games since Ricky Williams did so in games 2-5 in 2003 . . . This streak was one shy of the Dolphins' record of five straight games with at least one rushing touchdown, held by four different players, most recently by Karim Abdul-Jabbar in games 10-14 in 1997 . . . When he scored on a three-yard touchdown run at St. Louis (11/30), it was the 23rd rushing touchdown of his career, moving him past Andra Franklin and Lorenzo Hampton into sole possession of seventh place on the team's all-time rushing touchdown chart . . .

PASSING: In 2008, Brown was 2-3 passing for 41 yards and one touchdown, a rating of 149.3 . . . His first attempt was a 19-yard TD pass to Anthony Fasano off a "Wildcat" formation

at New England (9/21) . . . His other completion was a 22-yard pass to David Martin at St. Louis (11/30) . . .

100-YARD GAMES: Recorded three 100-yard rushing games in 2008 (113 yards at New England (9/21), 125 yards vs. San Diego (10/5) and 101 yards vs. Oakland (11/16)) and the Dolphins were 3-0 in those contests . . .

LEADING THE TEAM: Brown led Miami in rushing in each of his first four years he was in the league (2005-08) . . . He is just the second Dolphin to lead the club in rushing four or more years:

MOST SEASONS LEADING THE DOLPHINS IN RUSHING

PLAYER	YEARS	NO.
1. Larry Csonka	1970-74, 1979	6
2. RONNIE BROWN	2005-08	4
3. Mark Higgs	1991-93	3
Karim Abdul-Jabbar	1996-98	3
Ricky Williams	2002-03, 2009	3

“WILDCAT” OFFENSE: In the 14 regular season games where the Dolphins ran the “Wildcat” formation in 2008, Brown had 56 carries for 317 yards (an average of 5.7 yards per carry) and five touchdowns . . . He also was 1-2 for 19 yards and one touchdown passing out of that formation and lost one fumble . . .

HONORS: Was named as AFC Offensive Player of the Week for the games of September 21-22 when he had 17 carries for 113 yards and four touchdowns, and added a 19-yard touchdown pass to Anthony Fasano at New England (9/21) . . . It was the first weekly AFC honor of Brown’s career . . . He became the first Dolphins running back to win that honor since Ricky Williams won the award for Week 14 of the 2002 season after he ran for 216 yards and two touchdowns vs. Chicago (12/9/02) . . . Coupled with Chad Pennington being named AFC Offensive Player of the Week for the games of October 26-27, it was the first time since 1994 that the Dolphins had at least two different players win AFC Offensive Player of the Week honors in the same season . . . That year, quarterback Dan Marino, wide receiver Mark Ingram and running back Bernie Parmalee each eared the award once in the regular season . . .

GAME HIGHLIGHTS – VS. N.Y. JETS (9/7): Had six carries for 23 yards and added three catches for 28 yards in the regular season opener . . .

AT ARIZONA (9/14): Recorded 11 carries for 25 yards and scored his first touchdown of the season at Arizona (9/14) . . . Added two catches for 19 yards . . .

AT NEW ENGLAND (9/21): Was unleashed in the debut of the “Wildcat” offense and led the Dolphins in rushing with 17 carries for 113 yards and four touchdowns (coming on runs of two, 15, five and 62 yards) . . . Of those four touchdown runs, the first, third and fourth TD runs came on the direct snap “Wildcat” formation . . . Also displayed his passing touch as he was 1-1 in passing, throwing a 19-yard touchdown pass on an option play (also from the “Wildcat” formation) to TE Anthony Fasano . . . Also had one reception for nine yards . . . It was his first 100-yard rushing game of the season and the 11th 100-yard game of his career, moving him past Mercury Morris and into sole possession of third place on the Dolphins all-time list of 100-yard rushing games . . . His 113 yards on the ground gave him 2,678 career rushing yards, moving him past Delvin Williams (2,632 yards) and Mark Higgs (2,648 yards) into sole possession of seventh place on the Dolphins’ all-time rushing list . . . His 62-yard run was the second-longest run of his career . . . In addition, he became the first player in Dolphins history to have three runs from scrimmage of 60 yards or longer in his career; he had been tied with Mercury Morris and Gary Davis with two such runs . . . His four rushing touchdowns established a Dolphins single-game record for most rushing touchdowns in a game, breaking the old mark of three, which had been achieved 14 previous times in the regular season and 15 times overall, including playoffs, by nine different players . . . His four touchdowns also tied a team record for most touchdowns in a game, achieved twice previously, by Paul Warfield on Dec. 15, 1973 vs. Detroit (four TD receptions) and Mark Ingram on Nov. 27, 1994 at the N.Y. Jets (also four TD catches) . . . The five touchdowns accounted for by Brown passing and running also is tied for the third highest single game total by a Dolphin (along with five games of five touchdown passes by Dan Marino), surpassed only by Bob Griese’s six touchdown passes on Nov. 24, 1977 at St. Louis and matched by Marino’s six TD passes on Sept. 21, 1986 at the N.Y. Jets . . . Brown also became just the second NFL player to score four touchdowns and throw for a touchdown in the same game, joining Paddy Driscoll, who as a member of Chicago Cardinals did so on October 7, 1923 against the Rochester Jeffersons . . . Brown’s TD pass to Fasano was the second attempt and first completion and touchdown pass of his career (not counting a two-point pass attempt that was incomplete) . . . It was the

first completion by a non-quarterback for the Dolphins since Marty Booker had a 48-yard completion to Chris Chambers on October 24, 2004 vs. St. Louis . . . It was the first touchdown pass by a non-quarterback for the Dolphins since Terry Kirby tossed a 31-yard TD pass to Irving Fryar on September 10, 1995 at New England . . . Was named as AFC Offensive Player of the Week for his efforts . . .

VS. SAN DIEGO (10/5): Eclipsed the 100-yard plateau for the second consecutive game and the 12th time in his career as he led the Dolphins in rushing with 24 carries for 125 yards and one touchdown, coming on a five-yard run from the Dolphins' "Wildcat" formation while adding one catch for eight yards . . . Combined with his 113 rushing yards in his previous game, at New England, it was the first time in 2008 and the third time in his career he put together two separate streaks of two or more consecutive 100-yard rushing performances . . .

AT HOUSTON (10/12): For the third consecutive game in 2008, led the Dolphins in rushing . . . Registered 13 carries for 50 yards and one touchdown, the 20th rushing TD of his career coming on a six-yard run . . . Added three catches for 43 yards, which included a 39-yard reception . . . Entered the Dolphins top ten all-time rushing touchdown list as he tied with Lamar Smith for ninth place with his 20th career touchdown run . . .

AT DENVER (11/2): Accounted for 89 yards of offense . . . Led the Dolphins in rushing with 20 carries for 59 yards and one touchdown . . . Added three catches for 30 yards . . . The touchdown, a two-yard scamper with 3:08 left in the contest in the Dolphins' 26-17 win, was the 21st rushing TD of his career, moving him into sole possession of ninth place on the club's all-time rushing touchdowns list . . .

VS. SEATTLE (11/9): Continued his rise up the Dolphins' all-time rushing touchdown list as he had ten rushes for 39 yards and one TD . . . The 16-yard scoring run was the 22nd rushing touchdown of his career and moved him into a tie with Andra Franklin and Lorenzo Hampton for seventh place on the team's all-time list . . . He also went over 3,000 yards rushing in his career, becoming the seventh player in Dolphins history to reach that plateau . . . Also tied for the team lead in receptions with four catches for 27 yards . . .

VS. OAKLAND (11/16): Led the Dolphins in rushing with 16 carries for 101 yards and added one catch for 11 yards . . . It was the third time in 2008 and the 13th time in his career he rushed for 100 or more yards . . . Moved past Karim Abdul-Jabbar (3,063 yards) into sixth place on the Dolphins' all-time rushing chart . . .

AT ST. LOUIS (11/23): Had 15 carries for 48 yards and one touchdown . . . Also went a perfect 1-1 passing, completing his second pass of the season, a 22-yard toss off an option to TE David Martin . . . His three-yard rushing touchdown was the 23rd of his career, and placed him in sole possession of seventh place on the Dolphins' all-time rushing touchdown list . . .

AT BUFFALO (12/7): Led the Dolphins rushing attack with 16 carries for 70 yards and added two catches for 18 yards against Buffalo in Toronto . . .

VS. SAN FRANCISCO (12/14): Paced the Dolphins in rushing with 10 carries for 67 yards and added one catch for nine yards . . .

AT N.Y. JETS (12/28): Led the Dolphins in rushing with 11 carries for 57 yards and added four catches for 15 yards as the Dolphins captured the AFC East title with a victory . . .

PLAYOFFS: Led the Dolphins in both rushing yards and receptions in playoff debut against Baltimore (1/4/09) . . . Rushed 12 times for 19 yards and added six catches for 43 yards and a touchdown . . .

PRO BOWL: Was named to his first career AFC Pro Bowl team . . . He became the first Dolphins running back to be bestowed with this honor since Ricky Williams following the 2002 season . . . Brown is one of only six running backs in club history to have been selected, joining Larry Csonka (1970-74), Mercury Morris (1971-73), Andra Franklin (1982), Keith Byars (1993) and Williams (2002).

2007 - Was experiencing a stellar season before sustaining a torn anterior cruciate ligament in his right knee in a week seven game vs. New England (10/21) . . . Prior to the injury, had started all seven contests and rushed for 602 yards and four touchdowns on 119 attempts (5.1 avg.), and caught 39 passes for 556 yards and a TD . . . Still led the team in rushing and finished second on the club in receptions . . . At the time of his injury, his rushing total was second in the AFC and fourth in the NFL, while his 991 total yards from scrimmage led the NFL . . . Also topped all NFL running backs in both receptions and receiving yardage . . . Finished the season 17th in the AFC in rushing, while his 5.1-yard average per carry was third-best among conference's top 30 rushers . . . In addition, became the first Dolphin to post a 4.0-yard average per rush attempt or better in three straight seasons (min. 100 carries) since Tony Nathan did it from 1983-85 . . . Sustained his season-ending injury on an interception return by the Patriots' Randall Gay on the first series of the second half . . .

100-YARD RUSHING GAMES: In just seven appearances in 2007, Brown accounted for four 100-yard rushing games . . . His total of four in 2007 is tied for the fourth-highest single-season figure

in club history and the second straight year in which he attained this total . . . In addition, Brown amassed an average per rush attempt of 5.0 or better in three of his four 100-yard games in 2007:

MOST 100-YARD RUSHING GAMES IN A SEASON BY A DOLPHIN

PLAYER	YEAR	NO.
1. Ricky Williams	2002	10
2. Ricky Williams	2003	7
3. Delvin Williams	1978	5
4. RONNIE BROWN	2006	4
RONNIE BROWN	2007	4
Larry Csonka	1972	4
Karim Abdul-Jabbar	1996	4
Lamar Smith	2000	4
Ricky Williams	2009	4

All of Brown's 100-yard games in 2007 occurred consecutively, from games 3-6 . . . Over this four-game stretch, he averaged 115.3 yards per contest, including a high of 134 yards on September 30 against Oakland . . . This streak is the second-longest in Dolphins history, trailing only the five in a row put forth by Ricky Williams in 2002:

MOST CONSECUTIVE 100-YARD RUSHING GAMES IN DOLPHINS HISTORY

PLAYER	NO.	GAMES, YEAR	AVG./ GAME	AVG./ ATT.	TD
1. Ricky Williams	5	10-14, 2002	158.0	5.6	8
2. RONNIE BROWN	4	3-6, 2007	115.3	5.8	4
3. Ricky Williams	3	1-3, 2002	131.3	5.8	3
Ricky Williams	3	10-12, 2003	105.3	3.5	2
Ricky Williams	3	9-11, 2009	112.0	4.9	3

TOTAL YARDS FROM SCRIMMAGE: Brown averaged 141.6 total yards from scrimmage in the seven games that he played in 2007 . . . This included back-to-back games with more than 200 yards, consisting of a high of 211 yards at the N.Y. Jets on September 23 and 207 the following week against Oakland on September 30 . . . These figures rank fifth and sixth, respectively, among Dolphins running backs for total yards from scrimmage in a game . . .

MOST TOTAL YARDS FROM SCRIMMAGE BY A DOLPHINS RUNNING BACK - GAME

PLAYER	OPP., DATE	RUSH	REC.	TOTAL
1. Troy Stradford	vs. Dall, 11/22/87	169	83	252
2. Ricky Williams	at Buff., 12/1/02	228	7	235
3. Lamar Smith	vs. Ind., 12/30/00*	209	18	227
4. Ricky Williams	vs. Chi., 12/9/02	216	0	216
5. RONNIE BROWN	AT JETS, 9/23/07	112	99	211
6. RONNIE BROWN	VS. OAK., 9/30/07	134	73	207

*Denotes playoff game

Brown's two-game total of 418 yards from scrimmage in 2007 is the second-highest two-game total in club history . . . He became just the third Dolphin to amass two career games with 200 or more total yards from scrimmage, joining Ricky Williams and Mark Duper, and the second to do it consecutively, joining Williams, who accomplished the feat in games 12-13 of 2002:

HIGHEST TWO-GAME TOTALS FOR TOTAL YARDS FROM SCRIMMAGE IN DOLPHINS HISTORY

PLAYER	GAMES, YEAR	TOTAL
1. Ricky Williams	12-13, 2002	444
2. RONNIE BROWN	3-4, 2007	418
3. Ricky Williams	11-12, 2002	386

2007 GAME HIGHLIGHTS: After being held to 65 yards rushing on 22 attempts over the first two weeks of the season, exploded for 112 yards and two TDs on 23 attempts and six

receptions for 99 yards and a TD in week three contest at N.Y. Jets (9/23) . . . In addition to his three touchdowns, scored on a run for a two-point conversion, the first of his NFL career . . . He fell one yard shy of becoming the first Dolphin to post 100 yards rushing and receiving in the same game . . . It marked his third straight 100-yard rushing game against the Jets, joining Mercury Morris and Ricky Williams as the only Dolphins to have three straight such games against a single opponent . . . Morris did it against New England, over the second matchup of 1972 and both 1973 contests, while Williams accomplished the feat against Buffalo, covering the second meeting of 2002 and both 2003 contests . . . His 99 receiving yards not only set a career high, but also was the most by a Dolphins running back since Terry Kirby accumulated 148 yards (9 rec.) on December 19, 1993 against Buffalo . . . In addition to a 22-yard TD catch, had a career-long 43-yard reception in the contest, both from Trent Green . . . It was the second time in his career that he tallied two rushing TDs in a game, while his three total touchdowns marked a then-career best and was the most by a Dolphin since November 27, 2003 when Chris Chambers had three receiving scores . . . Brown became the first Dolphins running back to have three total touchdowns in a game since Karim Abdul-Jabbar did it on November 23, 1997 against the Jets (all rushing) . . . The following week vs. Oakland (9/30), Brown ran for a season-high 134 yards and a TD on 15 attempts and caught six passes for 73 yards . . . His 8.9-yard average per rush attempt marked the second-best figure of his career, trailing only his 11.9-yard mark (8-95) on October 21, 2005 against Kansas City . . . Brown's 60-yard run in the second quarter was a season long and the second-longest of his career to that point . . . At Houston (10/7), continued his streak of 100-yard rushing games with 114 yards and a TD on 23 attempts . . . Added five catches for 39 yards . . . It marked just the fourth time in franchise history that a back reached the 100-yard rushing plateau in three or more straight games, as Ricky Williams did it on each of the previous three occasions . . . It was his third straight game with a rushing touchdown and his fourth overall during that three-game span, as he became the first Dolphin to having a rushing touchdown in three consecutive contests since Williams did it in the final three contests of 2005 . . . The week afterwards at Cleveland (10/14) compiled 101 yards rushing on 19 attempts and nine receptions for 69 yards . . . In the process, he surpassed Karim Abdul-Jabbar and moved into a tie with Mercury Morris for the third-most 100-yard rushing games by a Dolphin in a career with 10 . . . It was only the second time in club history that a back produced four straight 100-yard rushing games, as he joined Williams with this distinction . . . His nine catches marked a career best, tied for the seventh-highest output by a Dolphins running back in the regular season and tied for ninth overall, including playoffs . . . They were the most catches by a Dolphins running back since Rob Konrad grabbed 10 passes in the 1999 season finale, on January 2, 2000 at Washington . . . Ran for 76 yards on 17 attempts and caught five passes for 33 yards in the New England contest (10/21) before leaving the game in the third quarter with the season-ending knee injury.

2006 - Started 12 of the 13 games in which he played . . . Was inactive for three games . . . Led the team in rushing with 1,008 yards and five touchdowns on 241 attempts . . . It was the tenth individual 1,000-yard rushing season in Dolphins history and he became the seventh different player to accomplish the feat . . . Rushing figure ranked tenth in the AFC . . . Also caught 33 passes for 276 yards, as reception total placed fifth on the team . . . Recorded four 100-yard rushing games on the year, tied for the fourth-highest single-season total in Dolphins history . . . Was 13th in the AFC with 1,284 total yards from scrimmage . . . Averaged 4.2 yards per carry, the second straight season in which he surpassed the 4.0 mark as he garnered a 4.4 figure in his rookie season of 2005 . . . Brown underwent surgery on November 24 to stabilize a second metacarpal fracture of his left hand, an injury which he sustained in Thanksgiving Day game at Detroit (11/23) . . . The surgery was performed by Dr. John McAuliffe and Dolphins Chief Team Physician Dr. George Caldwell at Broward General Medical Center in Ft. Lauderdale . . . Was inactive for the next three games . . .

RUSHING YARDAGE: In 2006, Brown became the seventh different Dolphin to record a 1,000-yard rushing season, the tenth time that it has been done and the first since Ricky Williams in 2003 . . .

RUSHING YARDS BY A DOLPHIN IN HIS FIRST TWO NFL SEASONS: With 907 rushing yards as a rookie in 2005 and 1,008 yards in 2006, Brown accumulated 1,915 yards in his first two seasons with the Dolphins, the second-highest total in franchise history for a player in his first two NFL seasons . . . He is the first Dolphin to rush for more than 900 yards in each of his first two NFL seasons:

MOST RUSHING YARDS BY A DOLPHIN IN HIS FIRST TWO PRO SEASONS

PLAYER	YEAR 1	YEAR 2	TOTAL
1. Karim Abdul-Jabbar	1116 ('96)	892 ('97)	2008
2. RONNIE BROWN	907 ('05)	1008 ('06)	1915
3. Sammie Smith	659 ('89)	831 ('90)	1490

100-YARD RUSHING GAMES: In 2006, Brown amassed four 100-yard rushing games, a figure which is tied for the fourth-highest single-season total in club history and was the most since Ricky Williams turned in seven such performances in 2003 . . . In each of his 100-yard rushing games in 2006, Brown compiled an average per attempt of more than 5.0 yards . . . This included a 5.8 mark at N.Y. Jets, 10/15 (22-127), a 5.4 figure at Chicago, 11/5 (29-157), a 6.1 figure vs. N.Y. Jets, 12/25 (18-110) and a 5.5 average at Indianapolis, 12/31 (21-115) . . . Coupled with his two 100-yard games from his rookie season of 2005, Brown's total of six tied him with Karim Abdul-Jabbar for the most 100-yard rushing games by a Dolphin in his first two pro seasons:

MOST 100-YARD RUSHING GAMES BY A DOLPHIN IN HIS FIRST TWO PRO SEASONS

PLAYER	YEAR 1	YEAR 2	TOTAL
1. RONNIE BROWN	2 (2005)	4 (2006)	6
Karim Abdul-Jabbar	4 (1996)	2 (1997)	6
3. Jim Kiick	2 (1968)	1 (1969)	3
Benny Malone	3 (1974)	0 (1975)	3
Troy Stradford	3 (1987)	0 (1988)	3

2006 GAME HIGHLIGHTS: In opener at Pittsburgh (9/7), scored on runs of two and five yards, representing the first multiple-touchdown game of his career . . . It also marked the first time a Dolphin had two rushing TDs in the same game since Sammy Morris on December 20, 2004 against New England . . . Recorded six receptions (52 yards) the following week vs. Buffalo (9/17) . . . Along with his 70 yards rushing (15 atts.), his 122 total yards from scrimmage ranked as the second-highest total of his career to that point . . . Eclipsed his career-high for both receptions and receiving yards with eight for 62 yards at Houston (10/1) . . . Accounted for his first 100-yard game of the season with 127 yards and one TD on 22 carries at N.Y. Jets (10/15) . . . At the time, it was the second-highest rushing total of his career . . . His 5.8-yard average in the game marked the first of four times in 2006 he posted an average per carry of more than 5.0 yards . . . Had best game of season in 31-13 victory over Chicago (11/5), when he rushed for a career-high 157 yards on a career-high 29 carries, a 5.4-yard average per attempt . . . It is the 11th best rushing performance in Dolphins history and the 10th in the regular season . . . Along with his 33 yards receiving on two receptions, his 190 total yards from scrimmage in the game was a career best to that point . . . On Thanksgiving Day at Detroit (11/23), rushed for 68 yards on 15 attempts before sustaining a broken bone in his left hand on the first series of the third quarter . . . Was inactive for the next three games . . . Returned to action in a reserve role in Monday night game vs. N.Y. Jets (12/25) . . . Responded with 110 yards rushing on just 18 carries for a season-best 6.1-yard average per attempt . . . Became the first Dolphin to compile 100 yards rushing against the same opponent twice in a season since Ricky Williams did it against Buffalo in 2003 . . . Was the first to do it against the Jets twice in the same season since Karim Abdul-Jabbar in 1996 . . . When he ran for 115 yards on 21 carries (5.5) in finale at Indianapolis (12/31), he became just the ninth player in club history to post consecutive 100-yard rushing games and the first since Williams did it in the final two games of 2005 . . . Included in his total in the Colts contest was a season-long 47-yard run.

2005 - Started 14 of the 15 games in which he appeared as a rookie . . . Led team with 907 yards rushing on 206 attempts, including four touchdowns . . . Was fourth on the club with 32 receptions, totaling 232 yards and one touchdown . . . Rushing total ranked 12th in the AFC and second among NFL rookies, trailing only Tampa Bay's Cadillac Williams (290-1,178) . . . Led the Dolphins in rushing eight times and in receptions once on the year . . . His average per carry of 4.4 tied for fourth in the AFC and ninth in the NFL among players with 100 or more attempts . . . Compiled 815 yards and four touchdowns on 173 carries (4.7 avg.) over his final 13 games of the year, during which time he also caught 30 passes for 223 yards and a TD . . . Along with LB Channing Crowder and CB Travis Daniels, it marked the first time since 1996 that at least three Dolphins rookies started 10 or more games . . . Dolphins also were the only NFL team in 2005 to have three rookies start 12 or more games . . .

AMONG DOLPHINS ROOKIE RUSHERS: Brown became the sixth rookie in team history to lead the Dolphins in rushing, joining J.J. Johnson (1999), Karim Abdul-Jabbar (1996), Sammie Smith (1989), Troy Stradford (1987) and Jim Kiick (1968) . . . His rushing total ranked second all-time among Dolphins rookie rushers, trailing only Abdul-Jabbar (1,116 in 1996) while his 207 attempts also were the second-highest figure, trailing only Abdul-Jabbar's total of 307 from 1996:

DOLPHINS' SINGLE-SEASON ROOKIE RUSHING LEADERS

PLAYER	YEAR	YDS.	ATTS.	AVG.
1. Karim Abdul-Jabbar	1996	1116	307	3.6
2. RONNIE BROWN	2005	907	207	4.4
3. Andra Franklin	1981	711	201	3.5
4. Sammie Smith	1989	659	200	3.3
5. Jim Kiick	1968	621	165	3.8

100-YARD RUSHING GAMES: Brown reached the 100-yard rushing mark twice during the course of the season . . . In the process, he became just the sixth rookie in Dolphins history to post two or more 100-yard rushing games, and the first since Karim Abdul-Jabbar in 1996 (4) . . . The others who have done it are Jim Kiick (2 in 1968), Benny Malone (3 in 1974), Leroy Harris (2 in 1977) and Troy Stradford (3 in 1987) . . .

SINGLE-GAME RUSHING TOTALS BY A DOLPHINS ROOKIE: Brown's first career 100-yard rushing game came in week three, a 27-24 victory over Carolina at Dolphins Stadium . . . In the game, rushed for 132 yards on 23 carries, including a 1-yard TD run for his first pro score . . . His rushing total that day is the fourth-highest by a Dolphins rookie and was the most since the 1996 season finale when Karim Abdul-Jabbar had 152 yards and a touchdown on 30 carries at the New York Jets (12/22) . . .

HIGHEST SINGLE-GAME RUSHING TOTALS BY A DOLPHINS ROOKIE

PLAYER	OPPONENT, DATE	YARDS	ATTS.	AVG.	TD
1. Troy Stradford	at Dallas, 11/22/87	169	17	9.9	1
2. Karim Abdul-Jabbar	at N.Y. Jets, 12/22/96	152	30	5.1	1
3. Leroy Harris	vs. Baltimore, 12/5/77	140	17	8.2	1
4. RONNIE BROWN	VS. CAROLINA, 9/25/05	132	23	5.7	1

TWO-GAME RUSHING TOTALS BY A DOLPHINS ROOKIE: Brown's first career 100-yard rushing game occurred in a week three contest, on September 25 against Carolina, when he amassed 132 yards and a TD on 23 carries . . . In the Dolphins' next game, on October 9 at Buffalo, he posted 97 yards rushing on just 17 attempts . . . This two-game rushing total of 229 yards is the highest-ever by a Dolphins rookie, surpassing the previous best of 228 yards by Karim Abdul-Jabbar:

HIGHEST TWO-GAME RUSHING TOTALS BY A DOLPHINS ROOKIE

PLAYER	GAME 1 TOTAL	GAME 2 TOTAL	2-GAME TOTALS
1. RONNIE BROWN	23-132 (VS. CAR., 9/25/05)	17-97 (AT BUFF., 10/9/05)	40-229
2. K. Abdul-Jabbar	27-76 (vs. Buff., 12/16/96)	30-152 (at Jets, 12/22/96)	57-228
3. Leroy Harris	18-76 (at StL., 11/24/77)	17-140 (vs. Balt., 12/5/77)	35-216

LONGEST RUNS FROM SCRIMMAGE: During the course of the year, Brown had ten runs from scrimmage of 15 yards or longer . . . He broke off a 65-yard TD run (vs. Kansas City, 10/21) and a 58-yard run (vs. Carolina, 9/25), his two longest of the season . . . They marked two of the three longest runs from scrimmage ever by a Dolphins rookie:

LONGEST RUNS FROM SCRIMMAGE BY A DOLPHINS ROOKIE

PLAYER	DISTANCE	OPPONENT, DATE
1. Leroy Harris	77t	vs. Baltimore, 12/5/77
2. RONNIE BROWN	65t	VS. KANSAS CITY, 10/21/05
3. RONNIE BROWN	58	VS. CAROLINA, 9/25/05
4. Gary Davis	57	vs. Buffalo, 12/5/76

GAME HIGHLIGHTS: Made NFL debut, in a starting role, in opener vs. Denver (9/11) . . . Became the first Dolphins rookie running back to start on opening day since Karim Abdul-Jabbar in 1996 . . . Responded with 57 yards rushing on 22 attempts and one catch for four yards . . . First career 100-yard rushing game occurred two weeks later when he rushed for 132 yards and a touchdown on 23 attempts vs. Carolina (9/25) . . . Added three catches for 15 yards . . . It marked the first time a Dolphins rookie running back rushed for 100 or more yards since November 21, 1999 when J.J. Johnson ran for 106 yards vs. New England . . . His 132 yards rushing at the time also was the fourth-highest single-game rushing figure by a rookie in team history . . . Of Brown's total on the day, 103 came in the second half . . . Had a 58-yard run, the second-longest run from scrimmage by a Dolphins rookie at the time and now third . . . First career touchdown came on a 1-yard run 4:51 into the contest to give the Dolphins a 7-0 lead . . . The following game at Buffalo (10/9), rushed for 97 yards on 17 carries, and turned in a 5.7-yard average per rush attempt for the second game in a row . . . It gave him 229 yards rushing over that two-game span, the most-ever for a Dolphins rookie . . . Put together a season-high 11.9-yard average per attempt vs. Kansas City (10/21) when he rushed for 95 yards on eight carries . . . This total included a 65-yard TD run, the second-longest ever by a Dolphins rookie and tied for ninth overall in Dolphins history . . . Compiled second 100-yard rushing game of the year the following week against the Saints in Baton Rouge (10/30), as he rushed for 106 yards on 23 carries, including a long run of 35 . . . With Ricky Williams gaining 82 yards in the Saints game, it marked the first time that two Dolphins rushed for 80 yards or more in the same game since October 8, 1979 when Delvin Williams had 86 yards and Larry Csonka had 83 yards at Oakland . . . In four games during the month of October, Brown totaled 320 yards rushing and two touchdowns on 57 carries, a 5.6-yard average per attempt . . . Also caught 12 passes for 90 yards, including a season-high six receptions (19 yards) at Buffalo . . . First career touchdown reception came on a 23-yard catch from Sage Rosenfels vs. Buffalo (12/4) . . . The score occurred on third-and-13 with 7:35 to play in the game and closed the Dolphins' deficit to 23-17 as they went on for a 24-23 victory.

COLLEGE Played in 47 games, including 21 starts, over a five-year span (2000-04) at Auburn . . . Appeared in the first two games as a true freshman in 2000 before redshirting . . . Concluded his career with 2,707 yards and 28 touchdowns on 513 attempts, and caught 58 passes for 668 yards and a pair of scores . . . Compiled 913 yards rushing and eight touchdowns as a senior when he amassed a career-best 6.0-yard average per carry . . . Ranked second on the squad with a career-high 34 receptions for 313 yards and a touchdown . . . Was a second-team All-Southeastern Conference selection by the Associated Press . . . Led Auburn with a career-high 1,008 yards and 13 touchdowns on 175 attempts (5.8 avg.) as a sophomore in 2002 . . . Was a second-team All-SEC choice that year in addition to being named the winner of the Pat Sullivan Award, which recognizes Auburn's top offensive player . . . Rushed for a career-high 224 yards and three touchdowns on 33 carries against Mississippi State . . . Was named the MVP of the Capital One Bowl following the season when he ran for 184 yards and two touchdowns against Penn State . . . Earned degree in communications.

PERSONAL Single . . . Attended Cartersville (Ga.) High School where he was named the top running back in Georgia by Super Prep and the state Class 2A Player of the Year as a senior . . . In his final prep season, rushed for 1,931 yards and 25 touchdowns on 206 attempts . . . Also played free safety, a position from which he recorded three interceptions . . . Participated on the baseball team while in high school and hit .330 with nine home runs as a junior . . . Was drafted by the Seattle Mariners in 2000, following his senior season . . . During the spring of 2004, served an internship at the Auburn Network, where he edited and produced highlight films . . . Was the Dolphins recipient of the 2008 Ed Block Courage Award, given annually to a player from each NFL team who displays extraordinary courage in the face of adversity . . . Likes to work with children, has spoken to kids at the Broward County Juvenile Center and participated in events benefiting the Boys and Girls Clubs of Broward . . . Since 2007, has served as a spokesperson for the Dolphins' Most Valuable Reader program, a component of the team's summer reading program . . . For the past four seasons, has been part of the Dolphins' "All-Community Team," in which he donated a block of tickets for every home game to kids from the Most Valuable Reader Program . . . Has participated in the Miami Dolphins Foundation's annual fishing tournament . . . Took part in the Dolphins annual Thanksgiving meal giveaway, Holiday Toy giveaway and events honoring the Wounded Warriors Project . . . Purchased and gave away Thanksgiving meals and Holiday toys. Enjoys watching movies in spare time, cites "Life" as favorite movie . . . Also lists T.I. as favorite recording artist . . . Growing up, Barry Sanders was his favorite professional athlete . . . Full name is Ronnie G. Brown, born December 12, 1981 in Cartersville, Ga.

RONNIE BROWN'S NFL REGULAR SEASON STATISTICS

YEAR	TEAM	GP	GS	RUSHING					RECEIVING				
				ATT.	YDS.	AVG.	LG	TD	NO.	YDS.	AVG.	LG	TD
2005	Miami	15	14	207	907	4.4	65t	4	32	232	7.3	38	1
2006	Miami	13	12	241	1008	4.2	47	5	33	276	8.4	24	0
2007	Miami	7	7	119	602	5.1	60	4	39	389	10.0	43	1
2008	Miami	16	13	214	916	4.3	62t	10	33	254	7.7	39	0
2009	Miami	9	9	147	648	4.4	45	8	14	98	7.0	27	0
NFL TOTALS		60	55	928	4081	4.4	65t	31	151	1249	8.3	43	2

RONNIE BROWN'S NFL PLAYOFF STATISTICS

YEAR	TEAM	GP	GS	RUSHING					RECEIVING				
				ATT.	YDS.	AVG.	LG	TD	NO.	YDS.	AVG.	LG	TD
2008	Miami	1	1	12	19	1.6	6	0	6	43	7.2	23	1

ADDITIONAL STATS

Miscellaneous Tackles: 3 in 2005

SINGLE-GAME HIGHS

Rushing Yards:	157 at Chicago, 11/5/06 136 vs. Indianapolis, 9/21/09 134 vs. Oakland, 9/30/07
Rushing Attempts:	29 at Chicago, 11/5/06 26 vs. Tennessee, 9/24/06 25 vs. Kansas City, 11/12/06
Rushing TDs:	4 at New England, 9/21/08 2 Five times (last: vs. N.Y. Jets, 10/12/09)
Longest Runs:	65t vs. Kansas City, 10/21/05 62t at New England, 9/21/08 60 vs. Oakland, 9/30/07
Receptions:	9 at Cleveland, 10/14/07 8 at Houston, 10/1/06 6 Five times (last: vs. Oakland, 9/30/07)
Receiving Yards:	99 at N.Y. Jets, 9/23/07 73 vs. Oakland, 9/30/07 69 at Cleveland, 10/14/07
Longest Receptions:	43 at N.Y. Jets, 9/23/07 39 at Houston, 10/13/08 38 at Tampa Bay, 10/16/05
Receiving TDs:	1 vs. Buffalo, 12/4/05 1 at N.Y. Jets, 9/23/07
Total Yards from Scrimmage:	211 at N.Y. Jets, 9/23/07 207 vs. Oakland, 9/30/07 190 at Chicago, 11/5/06
Total Touchdowns:	5 at New England, 9/21/08 (4 rushing, 1 passing) 3 at N.Y. Jets, 9/23/07 (2 rushing, 1 receiving)
Pass Attempts:	2 vs. N.Y. Jets, 10/12/09 2 at New England, 11/8/09
Pass Completions:	1 Four times (last: at New England, 11/8/09)
Passing Yards:	22 at St. Louis, 11/30/08 21 vs. N.Y. Jets, 10/12/09
Passing TDs:	1 at New England, 9/21/08 1 at New England, 11/8/09

100-YARD RUSHING GAMES (15)

DATE	OPPONENT	NO.	YDS.	AVG.	LG	TD
9/25/05	vs. Carolina*	23	132	5.7	58	1
10/30/05	at New Orleans	23	106	4.6	35	0

DATE	OPPONENT	NO.	YDS.	AVG.	LG	TD
10/15/06	at N.Y. Jets	22	127	5.8	26	1
11/5/06	at Chicago	29	157	5.4	27	0
12/25/06	vs. N.Y. Jets	18	110	6.1	17	0
12/31/06	at Indianapolis	21	115	5.5	47	0
9/23/07	at N.Y. Jets	23	112	4.9	13	2
9/30/07	vs. Oakland	15	134	8.9	60	1
10/7/07	at Houston	23	114	5.0	22	1
10/14/07	at Cleveland	19	101	5.3	15	0
9/21/08	at New England	17	113	6.6	62t	4
10/5/08	vs. San Diego	24	125	5.2	13	1
11/16/08	vs. Oakland	16	101	6.3	21	0
9/21/09	vs. Indianapolis	24	136	5.7	19	2
10/4/09	vs. Buffalo	20	115	5.8	38	2

* - indicates game with 100 yards rushing in one half.

2005 GAME-BY-GAME STATISTICS

DATE	OPPONENT	P/S	RUSHING				RECEIVING				W/L	SCORE	
			ATT.	YDS.	LG	TD	NO.	YDS.	LG	TD			
9/11	DENVER	S	22	57	15	0	1	4	4	0	W	31-10	
9/18	at New York Jets	S	12	35	9	0	1	5	5	0	L	7-17	
9/25	CAROLINA	S	23	132	58	1	3	15	10	0	W	27-24	
10/9	at Buffalo	S	17	97	28	0	6	19	8	0	L	14-20	
10/16	at Tampa Bay	S	9	22	8t	1	2	44	38	0	L	13-27	
10/21	KANSAS CITY	S	8	95	65t	1	2	15	13	0	L	20-30	
10/30	at New Orleans	S	23	106	35	0	2	12	9	0	W	21-6	
11/6	ATLANTA	S	12	67	15	0	2	11	6	0	L	10-17	
11/13	NEW ENGLAND	S	14	64	16	0	4	28	23	0	L	16-23	
11/20	at Cleveland	S	12	56	11	0	1	2	2	0	L	0-22	
11/27	at Oakland	S	15	58	14	1	2	23	15	0	W	33-21	
12/4	BUFFALO	S	9	22	7	0	2	30	23t	1	W	24-23	
12/11	at San Diego	S	11	30	9	0	0	0	0	0	W	23-21	
12/18	NEW YORK JETS	S	12	45	12	0	2	11	8	0	W	24-20	
12/24	TENNESSEE		INACTIVE									W	24-10
11/06	at New England	P	8	21	6	0	2	13	7	0	W	28-26	
2005 TOTALS		15-14	207	907	65t	4	32	232	38	1	9-7		

2006 GAME-BY-GAME STATISTICS

DATE	OPPONENT	P/S	RUSHING				RECEIVING				W/L	SCORE	
			ATT.	YDS.	LG	TD	NO.	YDS.	LG	TD			
9/7	at Pittsburgh	S	15	30	8	2	3	32	13	0	L	17-28	
9/17	BUFFALO	S	15	70	14	0	6	52	20	0	L	6-16	
9/24	TENNESSEE	S	26	90	27	0	2	10	5	0	W	13-10	
10/1	at Houston	S	12	49	19	0	8	62	14	0	L	15-17	
10/8	at New England	S	17	39	7	1	1	-3	-3	0	L	10-20	
10/15	at New York Jets	S	22	127	26	1	0	0	0	0	L	17-20	
10/22	GREEN BAY	S	15	89	15	0	5	63	18	0	L	24-34	
11/5	at Chicago	S	29	157	27	0	2	33	24	0	W	31-13	
11/12	KANSAS CITY	S	25	59	12	1	1	-3	-3	0	W	13-10	
11/19	MINNESOTA	S	11	5	6	0	0	0	0	0	W	24-20	
11/23	at Detroit	S	15	68	17	0	1	5	5	0	W	27-10	
12/3	JACKSONVILLE		INACTIVE									L	10-24
12/10	NEW ENGLAND		INACTIVE									W	21-0
12/17	at Buffalo		INACTIVE									L	0-21
12/25	NEW YORK JETS	P	18	110	17	0	3	15	8	0	L	10-13	
12/31	at Indianapolis	S	21	115	47	0	1	10	10	0	L	22-27	
2006 TOTALS		13-12	241	1008	47	5	33	276	24	0	6-10		

2007 GAME-BY-GAME STATISTICS

DATE	OPPONENT	P/S	RUSHING				RECEIVING				W/L	SCORE
			ATT.	YDS.	LG	TD	NO.	YDS.	LG	TD		
9/9	at Washington	S	11	32	12	0	6	40	15	0	L	13-16*
9/16	DALLAS	S	11	33	12	0	2	36	24	0	L	20-37
9/23	at New York Jets	S	23	112	13	2	6	99	43	1	L	28-31
9/30	OAKLAND	S	15	134	60	1	6	73	23	0	L	17-35
10/7	at Houston	S	23	114	22	1	5	39	21	0	L	19-22
10/14	at Cleveland	S	19	101	15	0	9	69	14	0	L	31-41
10/21	NEW ENGLAND	S	17	76	19	0	5	33	12	0	L	28-49
10/28	NEW YORK GIANTS										L	10-13
11/11	BUFFALO										L	10-13
11/18	at Philadelphia										L	7-17
11/26	at Pittsburgh										L	0-3
12/2	NEW YORK JETS										L	13-40
12/9	at Buffalo										L	17-38
12/16	BALTIMORE										W	22-16*
12/23	at New England										L	7-28
12/30	CINCINNATI										L	25-38
2007 TOTALS		7-7	119	602	60	4	39	389	43	1	1-15	

2008 GAME-BY-GAME STATISTICS

DATE	OPPONENT	P/S	RUSHING				RECEIVING				W/L	SCORE
			ATT.	YDS.	LG	TD	NO.	YDS.	LG	TD		
9/7	NEW YORK JETS	P	6	23	7	0	3	28	13	0	L	14-20
9/14	at Arizona	P	11	25	11	1	2	19	13	0	L	10-31
9/21	at New England	S	17	113	62t	4	1	9	9	0	W	38-13
10/5	SAN DIEGO	S	24	125	13	1	1	8	8	0	W	17-10
10/12	at Houston	S	13	50	7	1	3	43	39	0	L	28-29
10/19	BALTIMORE	S	13	27	13	0	1	1	1	0	L	13-27
10/26	BUFFALO	S	14	43	12	0	1	5	5	0	W	25-16
11/2	at Denver	S	20	59	30	1	3	30	18	0	W	26-17
11/9	SEATTLE	S	10	39	16t	1	4	27	10	0	W	21-19
11/16	OAKLAND	P	16	101	21	0	1	11	11	0	W	17-15
11/23	NEW ENGLAND	S	10	37	9	0	1	10	10	0	L	28-48
11/30	at St. Louis	S	15	48	7	1	0	0	0	0	W	16-12
12/7	at Buffalo	S	16	70	11	0	2	18	15	0	W	16-3
12/14	SAN FRANCISCO	S	10	67	18	0	1	9	9	0	W	14-9
12/21	at Kansas City	S	8	32	18	0	5	21	10	0	W	38-31
12/28	at New York Jets	S	11	57	23	0	4	15	5	0	W	38-31
1/4/09	BALTIMORE#	S	12	19	6	0	6	43	23	1	L	9-27
2008 TOTALS		16-13	214	916	62t	10	33	254	39	0	11-5	
PLAYOFF TOTALS		1-1	12	19	6	0	6	43	23	1	0-1	

2009 GAME-BY-GAME STATISTICS

DATE	OPPONENT	P/S	RUSHING				RECEIVING				W/L	SCORE
			ATT.	YDS.	LG	TD	NO.	YDS.	LG	TD		
9/13	at Atlanta	S	10	43	14	0	3	10	9	0	L	7-19
9/21	INDIANAPOLIS	S	24	136	19	2	0	0	0	0	L	23-27
9/27	at San Diego	S	18	75	12	0	3	40	27	0	L	13-23
10/4	BUFFALO	S	20	115	38	2	0	0	0	0	W	38-10
10/12	NEW YORK JETS	S	21	74	13	2	3	14	10	0	W	31-27
10/25	NEW ORLEANS	S	16	48	8	1	0	0	0	0	L	34-46
11/1	at New York Jets	S	11	27	13	0	1	2	2	0	W	30-25
11/8	at New England	S	15	48	16	0	2	16	9	0	W	22-21
11/15	TAMPA BAY	S	12	82	45	1	2	16	11	0	W	25-23
11/19	at Carolina											
11/29	at Buffalo											
12/6	NEW ENGLAND											
12/13	at Jacksonville											
12/20	at Tennessee											

2009 GAME-BY-GAME STATISTICS

DATE	OPPONENT	P/S	RUSHING				RECEIVING				W/L	SCORE
			ATT.	YDS.	LG	TD	NO.	YDS.	LG	TD		
12/27	HOUSTON		INJURED RESERVE									
1/3/10	PITTSBURGH		INJURED RESERVE									
2009 TOTALS			9-9	147	648	45	8	14	98	27	0	7-9

* - Overtime

- Playoff Game



GREG CAMARILLO

WIDE RECEIVER

83

HEIGHT: 6-2
WEIGHT: 200
BORN: 4/18/82
COLLEGE: Stanford '05
ACQUIRED: Wai, 2007 (S.D.)
NFL: Fourth Season
DOLPHINS: Fifth Season




FINS FACT

The importance of an education was always stressed when Greg was growing up. His father, Al, is a professor of American history at Stanford. His mother, Susan, works as a middle school counselor in the Bay area, while his older brother, Jeff, is a middle school teacher in Compton, Calif., who earned his undergraduate degree from the University of Pennsylvania and his master's degree from Stanford. Greg's sister, Lauren, graduated from UCLA and is working on her master's degree at Stanford.

PRO CAREER

CAREER TRANSACTIONS: Was awarded off waivers to Miami from San Diego on September 3, 2007 . . . Signed with San Diego as an undrafted college free agent on May 16, 2005 . . . Was waived on September 3, 2005 and then signed to the Chargers' practice squad on September 5 . . . Was re-signed by the club on January 3, 2006.

2009 - Started all 16 games . . . Finished second on the Dolphins in receptions and in reception yardage with 50 catches for 552 yards . . . Led team in receptions four times and in receiving yards three times . . . Had team-high four catches for 42 yards vs. Buffalo (10/4) . . . Recorded five catches for 55 yards vs. New Orleans (10/25) . . . Posted five receptions for 71 yards at New England (11/8) . . . Had season highs of seven catches for 110 yards at Jacksonville (12/13) . . . His seven catches and 110 receiving yards are the second-highest single-game totals of his career . . . Had team-high five catches for 46 yards at Tennessee (12/20).

2008 - Started each of the first 11 games before suffering a torn anterior cruciate ligament in his right knee vs. New England (11/23) . . . Finished with 55 catches for 613 yards and two touchdowns . . . Made his first career start and recorded three catches for 37 yards vs. N.Y. Jets (9/7) . . . Led the Dolphins in receptions with four catches for 49 yards at Arizona (9/16) . . . Posted four catches for 60 yards at New England (9/21) . . . Led the Dolphins in receiving with six catches for 68 yards and one touchdown, coming on a 17-yard TD pass from Chad Pennington, vs. San Diego (10/5) . . . For the second straight week led the team in receptions with four catches for 49 yards, at Houston (10/12) . . . Also forced a fumble after a Chad Pennington interception late in the fourth quarter which led to a Justin Smiley recovery and extended an eventual scoring drive . . . Registered team-high six catches for 74 yards vs. Baltimore (10/19) . . . Turned in the third-highest single-game reception total in team history as he hauled in 11 catches for 111 yards at Denver (11/2) . . . His 11 catches represents his single-game career high and his first career game of ten or more receptions . . . Camarillo

became the first Dolphin to have 10 or more catches in a game since Chris Chambers snared a club record 15 catches on Dec. 4, 2005 vs. Buffalo . . .

HIGHEST SINGLE-GAME RECEPTION TOTAL IN DOLPHINS HISTORY

PLAYER	DATE	OPPONENT	CATCHES	YARDS
1. Chris Chambers	12/4/05	vs. Buffalo	15	238
2. Jim Jensen	11/6/88	at New England	12	110
3. GREG CAMARILLO	11/2/08	AT DENVER	11	111
O.J. McDuffie	12/30/95	at Buffalo*	11	154
O.J. McDuffie	12/13/98	vs. N.Y. Jets	11	105
Ted Ginn, Jr.	9/21/09	vs. Indianapolis	11	108

* - Playoff game

In addition, his 111 receiving yards against the Broncos represents his single-game career high and his second career game of 100 or more receiving yards . . . Camarillo's first 100-yard receiving game came in the Dolphins only win of 2007, against Baltimore (12/16/07) when he caught three passes for 109 yards including a game winning 64-yard touchdown reception in overtime . . . Continued to be a reliable target as he tied for the team lead in receptions with four catches for 21 yards vs. Seattle (11/9), and also rushed once for six yards . . . For the seventh time in 2008, Camarillo either led or tied for the team lead in receptions with a team-high six catches for 75 yards and one touchdown vs. New England (11/23), coming on a three-yard scoring pass from Chad Pennington . . . Suffered a torn ACL during the fourth quarter of that game and was placed on Injured Reserve the next day (11/24).

2007 - Played in 15 games, all in a reserve role, with the Dolphins after being awarded off waivers from San Diego the week of the regular season opener . . . Caught eight passes for 160 yards and two touchdowns . . . Added three tackles on special teams . . . First NFL reception came on a 2-yard catch from John Beck in game vs. N.Y. Jets (12/2) . . . Had his biggest game of the year two weeks later vs. Baltimore (12/16), when he totaled 109 receiving yards on just three receptions, one of which went for the game-winning touchdown . . . That score, the first of his pro career, came in overtime, when he took in a pass from Cleo Lemon over the middle on third-and-8 and raced 64 yards for a TD, giving the Dolphins a 22-16 win, their only victory of the 2007 season . . . In fact, all three of his catches that day went for longer than 20 yards (24,21) and converted a third down . . . The following week at New England (12/23), accounted for his second touchdown in as many games when he took in a 21-yard pass from Lemon . . . Caught three passes for 43 yards in preseason with San Diego . . .

AMONG SINGLE-GAME LEADERS FOR AVERAGE PER RECEPTION: Camarillo's breakout game came on December 16, 2007, when he caught three passes for 109 yards, with all of his receptions going for longer than 20 yards, the longest of which was his 64-yarder for a touchdown in overtime . . . His average per reception in the game of 36.3 is the second-highest single-game figure in Dolphins history, with a minimum of three receptions:

HIGHEST SINGLE-GAME AVERAGE PER RECEPTION FIGURES IN DOLPHINS HISTORY

(minimum 3 receptions)

NAME	OPPONENT, DATE	REC.	YDS.	AVG.	TD
1. Chris Chambers	at Indianapolis, 11/11/01	3	113	37.7	2
2. GREG CAMARILLO	VS. BALTIMORE, 12/16/07	3	109	36.3	1
3. Brian Hartline	vs. New Orleans, 10/25/09	3	94	31.3	0

2006 - With San Diego, was inactive for each of the first 12 weeks . . . Saw action in a reserve role in the final four contests, during which time he was credited with three special teams tackles . . . Also played in a reserve role in Divisional Playoff contest vs. New England (1/14/07) and tallied a special teams tackle . . . Registered three receptions for 48 yards in the preseason.

2005 - Spent his entire rookie campaign on the Chargers' practice squad . . . Caught six passes for 78 yards in preseason with San Diego.

COLLEGE

Was a four-year letterman at Stanford (2001-04) . . . Finished with 46 receptions for 613 yards . . . Was the recipient of the 2004 Jim Reynolds Award, which honors courage on the field and devotion to the game . . . Was a three-time Academic All-Pac-10 Conference selection, earning first-team honors as a senior, second-team accolades as a junior and honorable mention recognition as a sophomore . . . Earned degree in engineering.

PERSONAL

Attended Menlo-Atherton High School in Menlo Park, Calif., where he lettered in football and basketball . . . Was team captain and MVP in football as a senior . . . Was named the San Mateo County Scholar-Athlete of the Year in 1999 by the National Football Foundation and the College Football Hall of Fame . . . Was student body president, AP scholar and American Legion state delegate . . . Was a member of the National Honor Society and California Scholastic Federation . . . Enjoys traveling in free time . . . Has been to such places as Brazil, the Dominican Republic, Costa Rica and Mexico . . . In 2008, Greg, his father, Al, mother, Susan, brother, Jeffrey, and sister, Lauren, were selected to receive the "LaFamilia Award," the highest honor of the Hispanic Foundation of Silicon Valley, presented to a family who has demonstrated exemplary commitment and volunteer service to the community . . . Along with his brother, Jeff, a middle school teacher in Compton, Calif., started the "Charging Forward" program, which is designed to help motivate middle school student-athletes to excel in academics and athletics . . . Was the Dolphins 2009 NFL Man of the Year . . . Has taken part in the team's annual turkey giveaway and holiday toy events . . . Hosted the Kids And Fins Publix Shopping Spree . . . Frequently visits schools on Tuesdays during the season . . . Participated in Miami-Dade Public Library's Teen Read Week . . . Recorded radio PSAs to promote summer reading . . . Has made hospital visits and took part in the "Lift Up America Food Giveaway" event . . . Lists favorite television show as "Saved by the Bell," favorite recording artist as E-40, favorite movies as "Bad Boys II" and "Gladiator" and favorite sports movie as "Happy Gilmore" . . . As a youngster, played the saxophone and still enjoys it periodically . . . Born April 18, 1982 in Redwood City, Calif.

GREG CAMARILLO'S NFL REGULAR SEASON STATISTICS

YEAR	TEAM	GP	GS	RECEIVING					RUSHING				
				NO.	YDS.	AVG.	LG	TD	ATT.	YDS.	AVG.	LG	TD
2006	San Diego	4	0	0	0	-	-	0	0	0	-	-	0
2007	Miami	15	0	8	160	20.0	64t	2	0	0	-	-	0
2008	Miami	11	11	55	613	11.1	33	2	2	1	0.5	6	0
2009	Miami	16	16	50	552	11.0	29	0	0	0	-	-	0
NFL TOTALS		46	27	113	1325	11.7	64t	4	2	1	0.5	6	0
MIAMI TOTALS		42	27	113	1325	11.7	64t	4	2	1	0.5	6	0

GREG CAMARILLO'S NFL PLAYOFF STATISTICS

YEAR	TEAM	GP	GS	RECEIVING					RUSHING				
				NO.	YDS.	AVG.	LG	TD	ATT.	YDS.	AVG.	LG	TD
2006	San Diego	1	0	0	0	-	-	0	0	0	-	-	0
2008	Miami	INJURED RESERVE											

ADDITIONAL STATS

Kickoff Returns: 0 for 3 yards in 2007

Special Teams Tackles: 3 in 2006, (Miami) 3 in 2007 for total of 6 (Playoffs-1)

Miscellaneous Tackles: 3 in 2009

Miscellaneous Forced Fumbles: 1 in 2009

SINGLE-GAME HIGHS

Receptions: 11 at Denver, 11/2/08
7 at Jacksonville, 12/13/09
6 vs. San Diego, 10/5/08
6 vs. Baltimore, 10/19/08
6 vs. New England, 11/23/08

Receiving Yards: 111 at Denver, 11/2/08
110 at Jacksonville, 12/13/09
109 vs. Baltimore, 12/16/07

Longest Receptions:

64t vs. Baltimore, 12/16/07
 33 at New England, 9/21/08
 33 at Houston, 10/12/08

Touchdowns:

1, Four times (Last: vs. New England, 11/23/08)

2006 GAME-BY-GAME STATISTICS (San Diego)

DATE	OPPONENT	P/S	RECEIVING				RUSHING				W/L	SCORE
			NO.	YDS.	LG	TD	ATT.	YDS.	LG	TD		
9/11	at Oakland			INACTIVE							W	27-0
9/17	TENNESSEE			INACTIVE							W	40-7
10/1	at Baltimore			INACTIVE							L	13-16
10/8	PITTSBURGH			INACTIVE							W	23-13
10/15	at San Francisco			INACTIVE							W	48-19
10/22	at Kansas City			INACTIVE							L	27-30
10/29	ST. LOUIS			INACTIVE							W	38-24
11/5	CLEVELAND			INACTIVE							W	32-25
11/12	at Cincinnati			INACTIVE							W	49-41
11/19	at Denver			INACTIVE							W	35-27
11/26	OAKLAND			INACTIVE							W	21-14
12/3	at Buffalo			INACTIVE							W	24-21
12/10	DENVER	P	0	0	-	0	0	0	-	0	W	48-20
12/17	KANSAS CITY	P	0	0	-	0	0	0	-	0	W	20-9
12/24	at Seattle	P	0	0	-	0	0	0	-	0	W	20-17
12/31	ARIZONA	P	0	0	-	0	0	0	-	0	W	27-20
1/14	NEW ENGLAND#	P	0	0	-	0	0	0	-	0	L	21-24
2006 TOTALS			4-0	0	0	0	0	0	-	0	14-2	
PLAYOFF TOTALS			1-0	0	0	0	0	0	-	0	0-1	

2007 GAME-BY-GAME STATISTICS

DATE	OPPONENT	P/S	RECEIVING				RUSHING				W/L	SCORE
			NO.	YDS.	LG	TD	ATT.	YDS.	LG	TD		
9/9	at Washington	P	0	0	-	0	0	0	-	0	L	13-16*
9/16	DALLAS	P	0	0	-	0	0	0	-	0	L	20-37
9/23	at New York Jets	P	0	0	-	0	0	0	-	0	L	28-31
9/30	OAKLAND	P	0	0	-	0	0	0	-	0	L	17-35
10/7	at Houston	P	0	0	-	0	0	0	-	0	L	19-22
10/14	at Cleveland			INACTIVE							L	31-41
10/21	NEW ENGLAND	P	0	0	-	0	0	0	-	0	L	28-49
10/28	NEW YORK GIANTS	P	0	0	-	0	0	0	-	0	L	10-13
11/11	BUFFALO	P	0	0	-	0	0	0	-	0	L	10-13
11/18	at Philadelphia	P	0	0	-	0	0	0	-	0	L	7-17
11/26	at Pittsburgh	P	0	0	-	0	0	0	-	0	L	0-3
12/2	NEW YORK JETS	P	1	2	2	0	0	0	-	0	L	13-40
12/9	at Buffalo	P	0	0	-	0	0	0	-	0	L	17-38
12/16	BALTIMORE	P	3	109	64t	1	0	0	-	0	W	22-16*
12/23	at New England	P	2	26	21t	1	0	0	-	0	L	7-28
12/30	CINCINNATI	P	2	23	13	0	0	0	-	0	L	25-38
2007 TOTALS			15-0	8	160	64t	2	0	0	-	0	1-15

2008 GAME-BY-GAME STATISTICS

DATE	OPPONENT	P/S	RECEIVING				RUSHING				W/L	SCORE
			NO.	YDS.	LG	TD	ATT.	YDS.	LG	TD		
9/7	NEW YORK JETS	S	3	37	17	0	0	0	0	0	L	14-20
9/14	at Arizona	S	4	49	18	0	0	0	0	0	L	10-31
9/21	at New England	S	4	60	33	0	0	0	0	0	W	38-13
10/5	SAN DIEGO	S	6	68	17t	1	0	0	0	0	W	17-10
10/12	at Houston	S	4	49	33	0	0	0	0	0	L	28-29
10/19	BALTIMORE	S	6	74	23	0	0	0	0	0	L	13-27
10/26	BUFFALO	S	5	35	10	0	1	-5	-5	0	W	25-16
11/2	at Denver	S	11	111	23	0	0	0	0	0	W	26-17

2008 GAME-BY-GAME STATISTICS

DATE	OPPONENT	P/S	RECEIVING				RUSHING				W/L	SCORE
			NO.	YDS.	LG	TD	ATT.	YDS.	LG	TD		
11/9	SEATTLE	S	4	21	8	0	1	6	6	0	W	21-19
11/16	OAKLAND	S	2	34	21	0	0	0	0	0	W	17-15
11/23	NEW ENGLAND	S	6	75	20	1	0	0	0	0	L	28-48
11/30	at St. Louis		INJURED RESERVE								W	16-12
12/7	at Buffalo		INJURED RESERVE								W	16-3
12/14	SAN FRANCISCO		INJURED RESERVE								W	14-9
12/21	at Kansas City		INJURED RESERVE								W	38-31
12/28	at New York Jets		INJURED RESERVE								W	38-31
1/3/09	BALTIMORE#		INJURED RESERVE								L	9-27
2008 TOTALS		11-11	55	613	33	2	2	1	6	0		11-5
PLAYOFF TOTALS		0-0	INJURED RESERVE									

2009 GAME-BY-GAME STATISTICS

DATE	OPPONENT	P/S	RECEIVING				RUSHING				W/L	SCORE
			NO.	YDS.	LG	TD	ATT.	YDS.	LG	TD		
9/13	at Atlanta	S	2	20	15	0	0	0	0	0	L	7-19
9/21	INDIANAPOLIS	S	3	11	10	0	0	0	0	0	L	23-27
9/27	at San Diego	S	2	13	7	0	0	0	0	0	L	13-23
10/4	BUFFALO	S	4	42	18	0	0	0	0	0	W	38-10
10/12	NEW YORK JETS	S	3	33	14	0	0	0	0	0	W	31-27
10/25	NEW ORLEANS	S	5	55	24	0	0	0	0	0	L	34-46
11/1	at New York Jets	S	1	15	15	0	0	0	0	0	W	30-25
11/8	at New England	S	5	71	23	0	0	0	0	0	L	17-27
11/15	TAMPA BAY	S	2	17	9	0	0	0	0	0	W	25-23
11/19	at Carolina	S	1	4	0	0	0	0	0	0	W	24-17
11/29	at Buffalo	S	0	0	0	0	0	0	0	0	L	14-31
12/6	NEW ENGLAND	S	4	61	29	0	0	0	0	0	W	22-21
12/13	at Jacksonville	S	7	110	24	0	0	0	0	0	W	14-10
12/20	at Tennessee	S	5	46	11	0	0	0	0	0	L	24-27*
12/27	HOUSTON	S	3	32	18	0	0	0	0	0	L	20-27
1/3/10	PITTSBURGH	S	3	22	10	0	0	0	0	0	L	24-30
2009 TOTALS		16-16	50	552	29	0	0	0	0	0		7-9

- Playoff Game

* - Overtime

DOLPHINS NAME

Mariners, Marauders, Mustangs, Missiles, Moons, Sharks, Suns. None of those names suggested to the American Football League expansion franchise in 1965 could raise a fin to the runaway winner.

"Dolphins" was submitted by 622 entrants in a contest which attracted 19,843 entries and more than a 1,000 different names. The dozen finalists were delivered to a seven-member screening committee of local media.


The bottlenose dolphin, an intelligent creature with an irresistible built-in grin, has inspired wonder for centuries. Plutarch observed 1,900 years ago that the dolphin "is the only creature who loves man for his own sake." Every trainer will have a tale of the dolphin's cleverness and ingenuity, and scientists are fascinated by a dolphin's natural equipment which far surpasses the range of Navy sonar equipment.

"The dolphin is one of the fastest and smartest creatures of the sea," Joe Robbie said in announcing the team name on October 8, 1965. "Dolphins can attack and kill a shark or a whale. Sailors say bad luck will come to anyone who harms one of them."

Mrs. Robert Swanson of West Miami won two lifetime passes to Dolphins games with her nickname entry. The tiebreaker was picking the winner and score of the 1965 game between the University of Miami and Notre Dame. It ended in a scoreless tie.



Mrs. Robert Swanson with Dolphins founder Joe Robbie.



VERNON CAREY

TACKLE

72

HEIGHT: 6-5
WEIGHT: 340
BORN: 7/31/81
COLLEGE: Miami (Fla.) '04
ACQUIRED: D1, 2004
NFL: Seventh Season
DOLPHINS: Seventh Season



FINS FACT

A majority of Vernon's work in the community with the Dolphins has focused on kids, particularly in the Liberty City area of Miami, in which he grew up. "I like working with kids because of a lot of young kids don't have the privilege of going different places and having an open mind about being successful in leadership," Vernon says. "They need somebody to talk to them once in a while and show them that there's more out there for them."

PRO CAREER

CAREER TRANSACTIONS: First-round draft choice of the Dolphins in 2004 (19th overall) . . . Was the third offensive lineman selected, behind only Iowa T Robert Gallery (2nd, Oakland) and Arkansas T Shawn Andrews (16th, Philadelphia).

2009 - Started all 16 games at right tackle . . . Named first-team All-Pro by Peter King of Sports Illustrated . . . Part of a line that led a running game that averaged 4.4 yards per carry, the fifth consecutive year in which the Dolphins' running game put together 4.0-yard average or better, during which time Carey has started 78 of 80 games . . . It was the first time in team history that the Dolphins have amassed this average in five straight seasons . . . Was part of offensive line that didn't allow a sack for two straight games (Games 9-10) for the first time since Games 8-9 of the 2005 season . . . Led the way as Miami rushed for 239 yards vs. Indianapolis (9/21) . . . Helped the Dolphins rush for 250 yards vs. Buffalo (10/4), the most rushing yards by Miami since Dec. 1, 2002 when they rushed for 270 yards at Buffalo.

2008 - Started all 16 games at right tackle . . . Was one of three offensive linemen (LT Jake Long and C Samson Satele) to start all 16 games at the same position . . . Helped pave the way for RB Ronnie Brown's first career Pro Bowl selection . . . Contributed to one of the franchise's most productive offensive performances in a decade at New England (9/21), when the team compiled 461 net yards, the most since October 10, 1999 at Indianapolis . . . Helped anchor a line that paved the way for the Dolphins to rush for season highs of 222 yards and a 6.3-yard average per carry against Oakland (11/16) . . . Did not allow a sack of Chad Pennington as an offensive unit at St. Louis (11/30) . . . In what was the coldest game in Dolphins history at Kansas City (12/21), offensive line did not allow a sack of Pennington for the third time in 2008.

2007 - Started all 16 games at left tackle after making the move from the right side, where he had started the previous two years . . . Was one of four Dolphins offensive linemen to start every contest . . . In fact, took part in all but 26 offensive snaps over the course of the year, with most of his time missed having occurred in the second half of finale vs. Cincinnati (12/30) when he left contest with a back injury.

2006 - Started all 16 games at right tackle, the first time in his three NFL seasons he opened every contest . . . In fact, participated in all but one offensive snap over the course of the season . . . Along with C Rex Hadnot, was one of only two Dolphins offensive linemen to start every game at the same position in 2006 . . . Key part of a line that led the way for a running game which averaged 4.2 yards per carry . . . Along with the Dolphins' 4.3-yard per attempt in Carey's first season as a starter in 2005, it represented the first time the Dolphins averaged better than a 4.0-yard per carry in consecutive campaigns since 1986-87.

2005 - Played in all 16 games, including 14 starts at right tackle . . . The only games he did not open were at Buffalo (10/9) and at Tampa Bay (10/16) . . . Part of a line that yielded just 26

sacks, the fourth-lowest total in the NFL, and led a running game that averaged 118.6 yards an outing and 4.3 yards per rush attempt, which ranked seventh and fourth in the AFC, respectively . . . Took part in all but one offensive snap over the final 11 weeks of the season.

2004 - Played in 14 games, including two starts, in his rookie season . . . Was inactive for two contests . . . Made initial start of NFL career when he opened at right tackle in place of the injured John St. Clair (ankle) at New England (10/10) . . . Also opened at that spot the following week at Buffalo (10/17).

COLLEGE

Four-year letterman (2000-03) who started his final two seasons at Miami . . . Led the Hurricanes in key blocks (knockdowns/pancakes) as both a junior and senior . . . Started 11 games as a senior . . . Moved to left guard in spring drills after starting at right tackle as a junior . . . Named as a third-team All-America choice by the Associated Press and College Football News . . . Earned second-team All-Big East Conference honors from the media . . . Started all 12 games at right offensive tackle as a junior . . . Collected eight touchdown-resulting blocks and 79 key blocks (42 pancakes) . . . Named as a second-team All-Big East Conference choice . . . Played in every game with one start as a sophomore . . . Stepped in at tackle in the season finale at Virginia Tech when left tackle Bryant McKinnie went out with a knee injury . . . Played in eight games as a redshirt freshman . . . Redshirted as a true freshman in 1999 . . . Spent the season as a member of the Hurricanes' scout team . . . Holds B.A. degree in liberal arts.

PERSONAL

Married to LaTavia, his long-time girlfriend whom he wed on October 5, 2004, the Tuesday prior to the New England Patriots game of his rookie season (10/10), his first NFL start . . . Couple has a son, Vernon, Jr. and twins, son Jaylen, and daughter, Taelynn . . . Family resides in Davie . . . Grew up in the Liberty City section of Miami and attended Northwestern High School . . . Did not allow a sack during his junior and senior seasons . . . Named as a Parade and USA Today first-team All-America pick as a senior . . . Earned first team Class 6A All-State honors . . . Helped guide Northwestern to the Florida Class 6A State Title . . . Was a high school teammate of Bucs wide receiver Antonio Bryant and Broncos linebacker Nate Webster . . . Also lettered in basketball . . . As a child, Vernon lived across the street from the site where Sun Life Stadium now sits, and could see it being built from 1985 through its completion less than two years later . . . Started the Vernon Carey Foundation in 2010 and recently hosted his inaugural golf tournament . . . Was the Dolphins 2008 NFL Man of the Year . . . Was the co-winner of the team's "Nat Moore Community Service Award" for 2007 . . . Is part of the Dolphins' "All-Community Team," in which he donates a block of tickets for every home game to Norland Middle School . . . Has hosted a group of kids from the school to a trip to Universal Studios in Orlando, a Miami Heat game and bowling . . . Also has taken part in the Miami Dolphins Foundation's annual charity fishing tournament, the "Souper Bowl of Caring" and "Rebuilding Together" . . . Helped deliver furniture to a Boys and Girls Club member as part of the team's Rooms To Go program . . . Held a turkey giveaway during the holidays at Northwestern High School . . . Enjoys shooting pool, playing basketball and bowling in spare time . . . Growing up, the Miami Dolphins were his favorite sports team and Reggie White was his favorite athlete . . . Lists "Martin" as favorite television show, Biggie Smalls as favorite recording artist and The Bible as favorite book . . . Full name is Vernon A. Carey, born on July 31, 1981, in Miami, Fla.

VERNON CAREY'S NFL REGULAR SEASON STATISTICS

GAMES/STARTS: 2004: 14/2, 2005: 16/14, 2006: 16/16, 2007: 16/16, 2008: 16/16, 2009: 16/16
NFL TOTALS: 94/80

VERNON CAREY'S NFL PLAYOFF STATISTICS

GAMES/STARTS: 2008: 1/1

ADDITIONAL STATS

Miscellaneous Tackles: 1 in 2005, 2 in 2006, 2 in 2007 for total of 5

Miscellaneous Fumble Recoveries: 2 in 2009



DAN CARPENTER

KICKER

5

HEIGHT: 6-2
WEIGHT: 225
BORN: 11/25/85
COLLEGE: Montana '08
ACQUIRED: FA, 2008
NFL: Third Season
DOLPHINS: Third Season



FINS FACT

With Dan making his living by using his feet, he has a very unique feature. One of his feet is 1/2 size larger than the other. However it makes life easier as a professional kicker as they usually wear two different shoes when they kick.

PRO CAREER

CAREER PRO BOWL SELECTIONS: 1 (2009)

CAREER TRANSACTIONS: Signed with Miami as an undrafted college free agent on May 1, 2008.

2009 - Led the team in scoring with 112 points, going 25-28 in field goals and 37-38 in extra points . . . Scored 100 or more points in each of his two seasons in the league . . . Finished seventh in the AFC and 11th in the NFL in scoring among kickers . . . Also finished fourth in the AFC in field goal percentage . . . Converted 62 straight extra points to start his career before missing his first PAT on Nov. 15, 2009 vs. Tampa Bay . . . Scored 11 points vs. Indianapolis (9/21), going 3-4 in field goals and 2-2 in extra points . . . Connected from 45, 44, and 45 yards out while missing from 49 yards . . . It was the first time that season and the third time in his career he kicked three field goals in a game of 40 or more yards . . . Scored ten points vs. New Orleans (10/25), going 2-2 in field goals (connecting on 32 and 33 yards out) and 4-4 in extra points . . . Kicked a 52-yard field goal at New England (11/8), the longest field goal of his career . . . Scored 13 points vs. Tampa Bay (11/15), going 4-4 in field goals and 1-2 in extra points . . . Converted from 49, 30, 45, and 25 yards out . . . 25-yard field goal came with ten seconds left in the game to bring the Dolphins back from a 23-22 deficit to a 25-23 win . . . It was his first game-winning field goal of the season and the second of his career . . . It was his first game of the season and the second game of his career of four field goals . . . Missed extra point ended his streak of converting the first 62 PATs of his career . . . Scored 10 points vs. New England (12/6), going 3-3 in field goals and 1-1 in extra points . . . Converted from 29, 24, and 41 yards out . . . His 41-yard field goal came 1:02 left in the game to bring the Dolphins back from a 21-19 deficit to a 22-21 win . . . It was his second game-winning field goal of the season and the third of his career . . . It also was his 17th consecutive field goal made, the second highest total of consecutive FGs converted in Dolphins history . . . For his efforts he was named as AFC Special Teams Player of the Week for the games of Dec. 6-7 . . . Scored ten points at Tennessee (12/20), going 3-3 in field goals (connecting from 23, 28, and 45 yards out) and 1-1 in extra points . . .

GAME-WINNING KICKS: Carpenter had two game-winning kicks in 2009 (on Dec. 6th vs. New England and Nov. 15th vs. Tampa Bay) . . . Had three fourth quarter (or overtime) game-winning kicks in his career (kicks that gave the Dolphins their final lead either from tie situations or from deficits) - two in 2009 and one in 2008 . . . Is 3-3 in potential game-winning field goal attempts in the fourth quarter (or overtime) that either tied the game or gave the Dolphins their final lead:

CARPENTER'S GAME-TYING OR WINNING FOURTH QUARTER KICKS

DATE	OPPONENT	SITUATION	LENGTH OF FIELD GOAL	W/L	FINAL SCORE
11/16/08	Oakland	Trailing 15-14 with 0:38 left in regulation	38 yards	W	17-15
11/15/09	Tampa Bay	Trailing 23-22 with 0:10 left in regulation	25 yards	W	25-23
12/6/09	New England	Trailing 21-19 with 1:02 left in regulation	41 yards	W	22-21

LONG FIELD GOALS: Kicked one field goal of 50 or more yards in 2009 (52 yards on Nov. 8th at New England) and now has two field goals of 50 or more yards in his career . . . He is one of six Dolphins kickers in team history with two or more 50-yard field goals . . .

CONSECUTIVE KICKS: When he missed a 38-yard field goal on Dec. 13, 2009 at Jacksonville it ended his streak of having converting each of his previous 17 field goal attempts . . . His 17 straight field goals made is the second highest total in Dolphins history:

MOST CONSECUTIVE FIELD GOALS MADE, DOLPHINS HISTORY

PLAYER	CONSECUTIVE FGs	YEAR	GAMES
1. Olindo Mare	19	1999	3-7
2. DAN CARPENTER	17	2009	2-12
3. Garo Yepremian	16	1978	8-16
Olindo Mare	16	2000	7-16

PRO BOWL: Made his first Pro Bowl in 2009 as San Diego Chargers kicker Nate Kaeding did not play due to injury, and Carpenter took his spot . . .

HONORS: Named as AFC Special Teams Player of the Week for the games of Dec. 6-7 . . . On Dec. 6th vs. New England he scored ten points, going 1-1 in extra points and 3-3 in field goal attempts, hitting 29, 24, and 41 yards out . . . His 41-yard field goal was a game-winning kick, coming with 1:02 left in the contest to give the Dolphins a comeback 22-21 win . . . It was Carpenter's second career AFC honor, having been named as AFC Special Teams Player of the Week for the games of Week 14 last year following his performance on Dec. 7, 2008 vs. Buffalo in Toronto.

2008 - Played in all 16 regular season games as a rookie . . . Scored 103 points, connecting on 21 of 25 of field goal attempts and all 40 of his extra point tries . . . Named to numerous All-Rookie teams, including The Sporting News, Pro Football Weekly and the Professional Football Writers of America . . . Made his Dolphins and his NFL debut vs. N.Y. Jets (9/7), connecting on both extra point attempts . . . In doing so he became the first rookie to kick for the Dolphins since October 10, 2004 at New England when rookie wide receiver Wes Welker was thrust into kicking duties in place of an injured Olindo Mare and converted a field goal and an extra point . . . Carpenter became the first rookie to kick for the Dolphins in a season opener since September 10, 1989 vs. Buffalo when rookie Pete Stoyanovich hit on a field goal and three PATs . . . Converted his first NFL field goal, a 32-yard kick, at Arizona (9/14), in his only attempt in the game . . . Connected on a 39-yard field goal and was a perfect 5-5 in point after attempts for a total of eight points at New England (9/21) . . . Accounted for 11 points, going 3-4 in field goals, including a 47-yarder, and 2-2 in extra points vs. Buffalo (10/26) . . . Scored a career-high 14 points and tied the Dolphins record for the most FGs by a rookie going 4-4 in field goals (45, 47, 23, and 41 yards) and 2-2 in extra points at Denver (11/2) . . . Scored five points, going 1-1 in field goals and 2-2 in extra points vs. Oakland (11/16) as his one field goal was a 38-yarder with 38 seconds left to give the Dolphins a 17-15 win . . . It was his first career fourth quarter or overtime game winning field goal . . . Racked up ten points, going 3-3 in field goals (converting from 37, 47, and 42 yards) and 1-1 in extra points at St. Louis (11/30) . . . His third field goal in the game was his 11th consecutive field goal made, setting a new Dolphins team record for most consecutive field goals made by a rookie . . . Scored ten points for the second consecutive week, going 3-4 in field goals and 1-1 in extra points against Buffalo in Toronto (12/7) . . . Hit from 50, 35, and 27 yards out before missing from 48 yards which ended a streak of 14 straight field goals made, which tied the NFL record for most consecutive FGs made by a rookie . . . His 50-yard field goal was the fourth 50-yard field goal by a Dolphins rookie in the regular season and the fifth overall, including playoffs . . . For his efforts against Buffalo he was named as AFC Special Teams Player of the Week for the games of Dec. 7-8

... In the AFC Wild Card Playoff game vs. Baltimore (1/4/09), accounted for three of the nine Dolphins points with a 19-yard field goal ...

ROOKIE MARKS: Starting with the game vs. Buffalo on Oct. 26 and continuing until a miss on Dec. 7 against Buffalo in Toronto, Carpenter made 14 consecutive field goals, eight of which came from longer than 40 yards out ... His 14 straight field goals are the longest consecutive field goals made streak by a rookie in Dolphins history, surpassing the previous record of ten straight FGs, set by Uwe von Schamann in his rookie season in 1979:

LONGEST FIELD GOAL STREAK, DOLPHIN ROOKIE

PLAYER	CONSECUTIVE FGs	YEAR	GAMES
1. DAN CARPENTER	14	2008	7-13
2. Uwe von Schamann	10	1979	9-15
3. Pete Stoyanovich	8	1989	5-9

His 14 straight field goals also is tied for the longest consecutive field goal streak by a rookie in NFL history, tying the previous record of 14 straight FGs, set by Ali Haji-Sheikh in his rookie season in 1983 with the New York Giants:

LONGEST FIELD GOAL STREAK, NFL ROOKIE

PLAYER	TEAM	CONSECUTIVE FGs	YEAR
1. Ali Haji-Sheikh	N.Y. Giants	14	1983
DAN CARPENTER	MIAMI	14	2008
2. Kevin Butler	Chicago	13	1985
John Kasay	Seattle	13	1981
Lin Elliott	Dallas	13	1992
Doug Pelfrey	Cincinnati	13	1993
Kris Brown	Pittsburgh	13	1999
Martin Gramatica	Tampa Bay	13	1999

With 21 field goals made, Carpenter ranks tied for second for most field goals made in a season by a Dolphins rookie:

MOST FIELD GOALS MADE IN A SEASON BY A DOLPHINS ROOKIE

PLAYER	YEAR	NO.	ATT.	PCT.
1. Fuad Reveiz	1985	22	27	.815
2. DAN CARPENTER	2008	21	25	.840
3. Uwe von Schamann	1979	21	29	.724
4. Pete Stoyanovich	1989	19	26	.731

With 103 points, Carpenter ranks second for most points in a season by a Dolphins rookie:

MOST POINTS IN A SEASON BY A DOLPHINS ROOKIE

PLAYER	YEAR	PAT	FG	POINTS
1. Fuad Reveiz	1985	50	22	116
2. DAN CARPENTER	2008	40	21	103
3. Uwe von Schamann	1979	36	21	99
4. Pete Stoyanovich	1989	38	19	95

LONG FIELD GOALS: Kicked one field goal of 50 or more yards in 2008 ... His 50-yard field goal against Buffalo in Toronto on December 7 was one of only four 50-yard field goals by a Dolphins rookie kicker in the regular season and one of only five overall, including playoffs ... The 50-yard kick ranks as the fifth-longest by a Dolphins rookie in team history:

LONGEST FIELD GOALS BY A ROOKIE IN DOLPHINS HISTORY

PLAYER	DATE	OPPONENT	DISTANCE
1. Pete Stoyanovich	11/12/89	at N.Y. Jets	59
2. Uwe von Schamann	10/21/79	at New England	53
3. Uwe von Schamann	11/5/79	vs. Houston	51
Fuad Reveiz	1/4/86*	vs. Cleveland	51
5. DAN CARPENTER	12/7/08	AT BUFFALO (TORONTO)	50

*Indicates playoff game

HONORS: Was named as the AFC Special Teams Player of the Month for November . . . In five games, during which time the Dolphins went 4-1, he connected on all eight of his field goal attempts, five of which were from longer than 40 yards out . . . This included a 38-yarder with 38 seconds to play to give the Dolphins a 17-15 victory over Oakland (11/16) . . . His field goals were the difference in three of the team's four wins, while he also established a Dolphins rookie record with 11 straight successful field goals . . . In addition, he hit on all 12 of his PATs for 36 points during the month . . . Carpenter is just the second Dolphin ever to come away with AFC Special Teams Player of the Month accolades, joining kicker Olindo Mare, who was honored in October of 1999 . . . Carpenter also was named AFC Special Teams Player of the Week for the games of December 7-8 after his performance against Buffalo (12/7) in Toronto when he scored ten points, going 3-4 in field goals and 1-1 in extra points . . . Hit from 50, 35, and 27 yards out before missing from 48 yards . . . He became the first Dolphin to win AFC Special Teams Player of the Week accolades since Wes Welker did so in Week 5 of 2004, in a game at New England on October 10 . . . He was the first kicker to come away with the award since Olindo Mare in a Week 15 game in 1999, on December 19 against San Diego.

COLLEGE

Was a four-year letterman at Montana (2004-07) where he finished his career by converting 75 of 103 field goals (72.8%) and 182 of 188 PATs for 413 totals points . . . Holds school and NCAA Football Championship Subdivision career marks for field goals made and points scored by a kicker . . . Left school tied for the all-time lead in PATs made . . . Also punted 71 times for a 41.8-yard average . . . Was a first-team FCS All-America selection as well as a first-team All-Big Sky Conference choice as a senior . . . Was a second-team all-conference selection each of his first three years . . . Over his final two seasons, combined to connect on 81.1 percent of his field goal attempts, including an 82.6 percent mark as a senior when he was 19-23, including three field goals of 50 yards or longer with a best of 54, which came against Sacramento State and tied for the second-longest field goal in school history . . . Handled the punting duties as a junior when he averaged 41.9 yards on 62 punts . . . Majored in chemistry.

PERSONAL

Attended Helena (Mont.) High School where he was a two-time all-state and all-league kicker and punter . . . Also lettered in track and basketball . . . Was a member of the National Honor Society in high school . . . Participated in the Miami Dolphins Foundation fishing and golf tournaments as well as the team's annual Thanksgiving meal giveaway and Holiday toy event . . . Took part in the inaugural Miami Dolphins Touchdown For Life Blood Drive . . . Shopped with children in need from local schools as part of the Kids and Fins Publix Shopping Spree . . . Helped plant trees at North County Elementary . . . Full name is Daniel Roy Carpenter, born November 25, 1985 in Omaha, Neb.

DAN CARPENTER'S NFL REGULAR SEASON STATISTICS

YEAR TEAM	GP	FGM	FGA	PCT.	LG	XP	XPA	PCT.	BLK	PTS
2008 Miami	16	21	25	84.0	50	40	40	100.0	1	103
2009 Miami	16	25	28	89.3	52	37	38	97.4	0	112
NFL TOTALS	32	46	53	86.8	52	77	78	98.7	1	215

DAN CARPENTER'S NFL PLAYOFF STATISTICS

YEAR TEAM	GP	FGM	FGA	PCT.	LG	XP	XPA	PCT.	BLK	PTS
2008 Miami	1	1	1	100.0	19	0	1	0.0	0	3

ADDITIONAL STATS

Special Teams Tackles: 3 in 2008, 2 in 2009 for total of 5

FIELD-GOAL ACCURACY

YEAR	TEAM	1-19	PCT.	20-29	PCT.	30-39	PCT.	40-49	PCT.	50+	PCT.
2008	Miami	0/0	–	5/5	100.0	6/6	100.0	9/13	69.2	1/1	100.0
2009	Miami	0/0	–	9/9	100.0	7/8	87.5	8/9	88.9	1/2	50.0
NFL TOTALS		0/0	–	14/14	100.0	13/14	92.9	17/22	77.3	2/3	66.7
PLAYOFF TOTALS		1/1	100.0	0/0	–	0/0	–	0/0	–	0/0	100/0

KICKING VENUES

YEAR	TEAM	HOME	AWAY	GRASS	TURF	INDOORS	OUTDOORS	TOT.
		TOTAL	TOTAL					
2008	Miami	7/10	14/15	13/16	8/9	7/8	14/17	21/25
2009	Miami	17/19	8/9	23/26	2/2	0/0	25/28	25/28
NFL TOTALS		24/29	22/24	26/42	10/11	7/8	39/45	46/53
PLAYOFF TOTALS		1/1	0/0	1/1	0/0	0/0	1/1	1/1

(**Bold** indicates FG Made)

2009 KICKING

at Atlanta (0 att.); Indianapolis (**45, 44, 49, 45**); at San Diego (**24, 23**); Buffalo (**33**); New York Jets (**35**); New Orleans (**32, 33**); at New York Jets (**48**); at New England (**52**); Tampa Bay (**49, 30, 45, 25**); at Carolina (**37**); at Buffalo (0 att.); New England (**29, 24, 41**); at Jacksonville (38); at Tennessee (**23, 28, 45**); Houston (**27, 54, 38**); Pittsburgh (**25**)

2008 KICKING

New York Jets (0 att.); at Arizona (**32**); at New England (**39**); San Diego (**47, 42**); at Houston (0 att.); Baltimore (**21, 26**); Buffalo (46, **43, 45, 35**); at Denver (**45, 47, 23, 41**); Seattle (0 att.); Oakland (**38**); New England. (0 att.); at St Louis (**37, 47, 42**); Buffalo-at Toronto (**50, 35, 27, 48**); San Francisco (49); at Kansas City (**27**); at New York Jets (**48**); Baltimore* (**19**)

* - playoffs

SINGLE-GAME HIGHS

Field Goals Made:

4 at Denver, 11/2/08
4 at Buffalo (Toronto), 12/7/08
4 vs. Tampa Bay, 11/15/09

Field Goal Attempts:

4 vs. Buffalo, 10/26/08
4 at Denver, 11/2/08
4 at Buffalo (Toronto), 12/7/08
4 vs. Indianapolis, 9/21/09
4 vs. Tampa Bay, 11/15/09

Longest Field Goals Made:

52 at New England, 11/8/09
50 at Buffalo (Toronto), 12/7/08
49 vs. Tampa Bay, 11/15/09

Longest Field Goal Attempts:

52 at New England, 11/8/09
50 at Buffalo (Toronto), 12/7/08
49 vs. San Francisco, 12/14/08
49 vs. Tampa Bay, 11/15/09

PATs Made:


5 at New England, 9/21/08
5 at Kansas City, 12/25/08
5 vs. Buffalo, 10/4/09

PAT Attempts:

5 at New England, 9/21/08
5 at Kansas City, 12/25/08
5 vs. Buffalo, 10/4/09

Points:

14 at Denver, 11/2/08
13 vs. Tampa Bay, 11/15/09
11 vs. Buffalo, 10/26/08
11 va. Indianapolis, 9/21/09



CHRIS CLEMONS

SAFETY

30

HEIGHT: 6-1
WEIGHT: 210
BORN: 9/15/85
COLLEGE: Clemson '09
ACQUIRED: D5b, '09
NFL: Second Season
DOLPHINS: Second Season



FINS FACT

One of the fastest Dolphins, Chris ran a 4.4 in the 40-yard dash at the NFL Scouting Combine in 2009. However, it was years earlier on his hometown streets of Arcadia, FL, that he earned the nickname that still sticks to this day. Following a race when he beat a local speedster multiple times, was given the nickname "deer" when an onlooker complimented him following his victory by exclaiming, "You run like a deer" and the name has stuck from that day on.

PRO CAREER

CAREER TRANSACTIONS: Originally a fifth-round draft choice (165th overall) of Miami in the 2009 draft.

2009 - Played in 11 games with two starts . . . Was inactive first five games of season . . . Finished season with seven tackles (five solo) . . . Made Dolphins debut in a reserve role vs. New Orleans (10/25) . . . Earned first career start at N.Y. Jets (11/1) and responded with three tackles . . . In that Jets game, the Dolphins started three rookies (Clemons, and cornerbacks Vontae Davis and Sean Smith) in their secondary, the first time in club history three rookies started a game in the secondary . . . Also started in season finale against Pittsburgh (1/3/10) . . . Finished tied for fourth on the Dolphins in tackles in the preseason with 11 stops.

COLLEGE

Four-year letterman and three-year starter at Clemson . . . Finished college career with 323 tackles (203 solo), five interceptions, 20 passes defended and 20 special teams tackles . . . Added six tackles for loss and a forced fumble . . . Started all 13 games as a senior in 2008 . . . Recorded 94 tackles (62 solo), three tackles for loss, seven passes defended . . . Had two interceptions, including one returned for a touchdown . . . Earned team's Iron Man Award . . . Selected as school's Defensive Player of the Week against Alabama (10 tackles) and South Carolina (seven tackles and an interception) . . . Was Special Teams Player of the Week against Georgia Tech . . . Started all 13 games as a junior in 2007 . . . Recorded 94 tackles (61 solo), two interceptions, two tackles for loss, and five passes defended . . . Defense was in the top 10 in the nation in total defense, pass defense and scoring defense . . . Had four double-figure tackle games, including a season high 15 against Auburn . . . Won the coaches Defensive Player of the Game Award against Furman when he had seven tackles, an interception, tackle for loss and a pass defended . . . Started all 13 games as a sophomore in 2006 . . . Recorded 102 tackles (61 solo), an interception, a forced fumble and eight passes defended . . . Had five double-figure tackle games . . . With 12 tackles was named as coaches Defensive Player of the Game against Maryland . . . Racked-up 41 tackles in the last three games of the regular season, including a season-high 17 against N.C. State . . . Played in 12 games as a redshirt freshman in 2005 . . . Posted 22 tackles (19 solo) on defense and ten hits on special teams . . . Was one of only two freshmen to record at least one tackle in every game . . . Redshirted as true freshman in 2004 . . . Graduated in August, 2008 with degree in community recreation management.

PERSONAL

Attended DeSoto High School in Arcadia, Fla . . . Rushed for 1,242 yards with 11 touchdowns on 193 carries as a senior . . . Named as team's offensive MVP and was a first-team running back by Sarasota Herald Tribune . . . Had 951 rushing yards on 100 carries with eight touchdowns and five interceptions, including two for touchdowns, as a junior . . . Also averaged more than 16 points and 10 rebounds for the school's basketball team . . . Ran a 10.52 in the 100m, the fourth-best time in the state, and was district champion in the 100m and 200m as a senior . . . Growing up, his favorite sports

teams were the Miami Dolphins and Dallas Cowboys and his favorite athlete was Emmitt Smith . . . Lists "Meet The Browns" as favorite movie and Lil' Wayne as favorite recording artist . . . Enjoys playing video games and spending time with friends and family . . . Participated in the Miami Dolphins Foundation's Fishing Tournaments . . . Full name is Christian Donovan Clemons, born September 15, 1985 in Arcadia, Fla.

CHRIS CLEMONS' NFL REGULAR SEASON STATISTICS

YEAR	TEAM	TACKLES							INTERCEPTIONS					FUMBLES			
		GP	GS	TOT	SOLO	ASST	SK	YDS	NO	YDS	LG	TD	PD	FF	FR	YDS	
2009	Miami	11	2	7	5	2	0.0	0.0	0	0	-	0	0	0	0	0	0

ADDITIONAL STATS

Special Teams Tackles: 7 in 2009



PATRICK COBBS

RUNNING BACK

38

HEIGHT: 5-8
WEIGHT: 205
BORN: 1/31/83
COLLEGE: North Texas '06
ACQUIRED: FA, 2006
NFL: Fifth Season
DOLPHINS: Fifth Season




FINS FACT

Patrick enjoys working with troubled kids. In fact, his mother is a child therapist. During college, Patrick worked part-time in the Nelson Center, a juvenile facility in Denton, Texas, where he counseled kids ages 6-15. His work at the center was something from which he got a lot of self-gratification. "The kids really look forward to you coming in to see them," Patrick says. "A lot of them need a father-figure in life and somebody that they can look up to in a positive manner."

PRO CAREER

CAREER TRANSACTIONS: Spent 10 games on Miami's practice squad before being activated to the team's 53-man roster on December 2, 2006 . . . Had signed with Miami's practice squad on September 12, 2006 . . . Was waived by the Steelers on September 8, 2006 . . . Was traded by New England to Pittsburgh on September 1, 2006 for an undisclosed draft choice . . . Went to camp with New England as an undrafted college free agent in 2006.

2009 - Played in five games before suffering a season-ending knee injury . . . Finished with six rushes for 36 yards and added three catches for 23 yards . . . Posted one tackle on special teams . . . Had a career-high 361 kickoff return yards on 16 attempts . . . Recorded two rushes for 23 yards (including a 19-yard run on his one Wildcat carry) and added one catch for eight yards vs. Indianapolis (9/21) . . . Suffered knee injury vs. N.Y. Jets (10/12) . . . Placed on injured reserve on Oct. 14.

2008 - Saw action in all 16 regular season games with two starting assignments . . . Finished with 12 carries for 88 yards and one touchdown . . . Added 19 catches for 275 yards and two touchdowns . . . Also had eight kickoff returns for 189 yards, an average of 23.6 yards per return . . . Tied for first on the team with 16 special team tackles . . . Opened season with team-high two special teams tackles vs. N.Y. Jets (9/7) . . . Turned in a career day with three catches for 138 yards and two touchdowns at Houston (10/12) . . . Set career marks for receptions (3), yards (138) and touchdowns (2) . . . His first touchdown reception was a 53-yard catch off a "Wildcat" formation when Ronnie Brown took a direct snap, handed it off to Ricky Williams, who handed it off to Chad Pennington, who threw the TD pass . . . His second touchdown reception was an 80-yard catch and run from Chad Pennington off a screen pass . . . It was the longest

reception ever by a Dolphins running back, surpassing the previous long of a 74-yard TD catch by Stanley Pritchett from Dan Marino on Sept. 15, 1996 vs. the N.Y. Jets:

LONGEST RECEPTION BY A DOLPHINS RUNNING BACK

PLAYER	DATE	OPPONENT	QUARTERBACK	LONG
1. PATRICK COBBS	10/12/08	AT HOUSTON	CHAD PENNINGTON	80t
2. Stanley Pritchett	9/15/96	vs. N.Y. Jets	Dan Marino	74t
3. Tony Nathan	9/29/85	at Denver	Dan Marino	73

... His 138 receiving yards marked the second most in Dolphins history by a running back behind Terry Kirby, who caught nine passes for 148 yards and a touchdown on December 19, 1993 vs. Buffalo:

MOST RECEIVING YARDS BY A DOLPHIN RUNNING BACK

PLAYER	DATE	OPPONENT	REC.	YARDS	LG	TD
1. Terry Kirby	12/19/93	vs. Buffalo	9	148	30t	1
2. PATRICK COBBS	10/12/08	AT HOUSTON	3	138	80t	2
3. Tony Nathan	9/29/85	at Denver	10	120	73	0

Cobbs became the first Dolphins running back to have two touchdown receptions in a game since November 9, 1975 when Norm Bulaich had TD receptions of 59 and seven yards from Bob Griese vs. the N.Y. Jets . . . Continued to be a threat out of the backfield with five catches for 64 yards vs. Baltimore (10/19) . . . Scored the second rushing TD of his career vs. Oakland (11/16) on a day when he registered three carries for 23 yards, including the ten-yard scoring run . . . In what was the coldest game in the history of the Dolphins at Kansas City (12/21), he led the team in rushing with two carries for 44 yards, including career-long 44-yard run on a reverse from Ronnie Brown off a "Wildcat" formation . . . Also had two kickoff returns against the Chiefs for 115 yards, including a 60-yard return, the longest of his career . . . It was also the longest Dolphins kickoff return since January 2, 2005 when Wes Welker had a 95-yard kickoff return for a touchdown at Baltimore . . . Led the team with 55 receiving yards and added one carry for one yard during the AFC Wild Card playoff game vs. Baltimore (1/4/09).

2007 - Played in 14 games, all in a reserve role . . . Was inactive for two contests . . . Rushed for 47 yards and a touchdown on 15 carries and caught two passes for 20 yards . . . Added five kickoff returns for 44 yards as well as four tackles on special teams . . . Initial rush attempts of NFL career came vs. New England (10/21) when he carried the ball three times for 14 yards with a long run of 12 yards . . . This included a 1-yard TD run in the fourth quarter . . . Also had one reception for nine yards in the Patriots contest . . . The following week against the Giants in London (10/28), ran for 19 yards on four carries . . . Finished second on the team in the preseason with 105 yards rushing and two TDs on 27 attempts . . . Also led the squad with 10 receptions for 59 yards.

2006 - Was inactive for his lone regular season game with the Steelers, in opener vs. Miami (9/7) . . . Was on the Dolphins' 53-man roster for five games . . . Played in three games, all on special teams . . . Was inactive for the final two contests . . . Did not post any stats . . . Made his NFL regular season debut in game vs. Jacksonville (12/3) . . . In preseason with the Patriots, led the team in rushing with 188 yards and three touchdowns on 38 attempts . . . Also caught seven passes for 115 yards and a TD.

COLLEGE

Was a four-year letterman (2001-03, 2005) at North Texas . . . Finished his career as the school's all-time leading rusher with 4,050 yards and 36 touchdowns on 818 attempts . . . All three figures are school and Sun Belt Conference records, as are his 5,255 all-purpose yards . . . Was a first-team All-Conference pick as a senior when he rushed for 1,154 yards . . . Also was an Academic All-America second-team choice by ESPN The Magazine as he compiled a career 3.3 GPA . . . Redshirted in 2004 after sustaining a season-ending knee injury in the second game of the season . . . In 2003, rushed for a career-high 1,680 yards and 19 touchdowns on 307 carries . . . All three figures are school single-season figures . . . Also set a school record with nine straight 100-yard rushing games, including a career-best 249 yards (39 atts., 3 TDs) against Idaho . . . Led the nation in rushing with an average of 152.7 yards per contest . . . Earned degrees in applied arts and sciences and sociology.

PERSONAL

Married (Amanda) . . . Attended Tecumseh (Okla.) High School, where he rushed for 4,729 yards and 61 touchdowns, while also recording 313 tackles and 16 interceptions from his safety spot in his career . . . Was a first-team all-state choice as a senior when he led Class 4A in rushing with 2,354 yards and 32 touchdowns . . . Was a first-team all-area pick at safety his senior season . . . Enjoys playing golf in spare time . . . Lists "300" as favorite movie, "Major League" as favorite sports movie, Denzel Washington as favorite actor, Halle Berry as favorite actress and Lil Wayne as favorite recording artist . . . Has participated in the Miami Dolphins Foundation's golf and fishing tournaments . . . Shopped with a family in need selected by the Cooperative Feeding Program . . . Read to kids at a Lee County, Fla., library . . . Shopped with children in need from local schools as part of the Kids and Fins Publix Shopping Spree . . . Born January 31, 1983 in Shawnee, Okla.

PATRICK COBBS' NFL REGULAR SEASON STATISTICS

YEAR	TEAM	GP	GS	RUSHING					RECEIVING				
				ATT.	YDS.	AVG.	LG	TD	NO.	YDS.	AVG.	LG	TD
2006	Pittsburgh	0	0	0	0	—	0	0	0	0	—	0	0
	Miami	3	0	0	0	—	0	0	0	0	—	0	0
2007	Miami	14	0	15	47	3.1	12	1	2	20	10.0	11	0
2008	Miami	16	2	12	88	7.3	44	1	19	275	14.5	80t	2
2009	Miami	5	0	6	36	6.0	19	0	3	23	7.7	10	0
NFL TOTALS		38	2	33	171	5.2	44	2	24	318	13.3	80t	2

PATRICK COBBS' NFL PLAYOFF STATISTICS

YEAR	TEAM	GP	GS	RUSHING					RECEIVING				
				ATT.	YDS.	AVG.	LG	TD	NO.	YDS.	AVG.	LG	TD
2008	Miami	1	0	1	1	1.0	1	0	4	55	13.8	30	0

ADDITIONAL STATS

Kickoff Returns: 5 for 44 yards, 8.8 avg., long of 11 in 2007; 8 for 189 yards, 23.6 avg., long of 60 in 2008; 16 for 361 yards, 22.6 avg., long of 39 in 2009 for total of 29 for 594 yards, 20.5 avg. long of 60 (P-2 for 55 yards, 27.5 avg., long of 34)

Special Teams Tackles: 4 in 2007, 16 in 2008, 1 in 2009 for total of 21 (P-1)

2006 GAME-BY-GAME STATISTICS

DATE	OPPONENT	P/S	RUSHING					RECEIVING					W/L	SCORE
			ATT.	YDS.	LG	TD	NO.	YDS.	LG	TD				
12/3	JACKSONVILLE	P	0	0	0	0	0	0	0	0	0	0	L	10-24
12/10	NEW ENGLAND	P	0	0	0	0	0	0	0	0	0	0	W	21-0
12/17	at Buffalo	P	0	0	0	0	0	0	0	0	0	0	L	0-21
12/25	NEW YORK JETS		INACTIVE										L	10-13
12/31	at Indianapolis		INACTIVE										L	22-27
2006 TOTALS		3-0	0	0	0	0	0	0	0	0	0	0	0	1-4

2007 GAME-BY-GAME STATISTICS

DATE	OPPONENT	P/S	RUSHING					RECEIVING					W/L	SCORE
			ATT.	YDS.	LG	TD	NO.	YDS.	LG	TD				
9/9	at Washington	P	0	0	0	0	0	0	0	0	0	0	L	13-16*
9/16	DALLAS	P	0	0	0	0	0	0	0	0	0	0	L	20-37
9/23	at New York Jets	P	0	0	0	0	0	0	0	0	0	0	L	28-31
9/30	OAKLAND	P	0	0	0	0	0	0	0	0	0	0	L	17-35
10/7	at Houston	P	0	0	0	0	0	0	0	0	0	0	L	19-22
10/14	at Cleveland	P	0	0	0	0	0	0	0	0	0	0	L	31-41
10/21	NEW ENGLAND	P	3	14	12	1	1	9	9	0	0	0	L	28-49
10/28	NEW YORK GIANTS	P	4	19	6	0	0	0	0	0	0	0	L	10-13
11/11	BUFFALO	P	3	2	3	0	0	0	0	0	0	0	L	10-13
11/18	at Philadelphia	P	1	2	2	0	0	0	0	0	0	0	L	7-17
11/26	at Pittsburgh	P	4	10	4	0	1	11	11	0	0	0	L	0-3

2007 GAME-BY-GAME STATISTICS

DATE	OPPONENT	P/S	RUSHING				RECEIVING				W/L	SCORE
			ATT.	YDS.	LG	TD	NO.	YDS.	LG	TD		
12/2	NEW YORK JETS	P	0	0	0	0	0	0	0	0	L	13-40
12/9	at Buffalo	P	0	0	0	0	0	0	0	0	L	17-38
12/16	BALTIMORE	P	0	0	0	0	0	0	0	0	W	22-16*
12/23	at New England		INACTIVE								L	7-28
12/30	CINCINNATI		INACTIVE								L	25-38
2007 TOTALS		14-0	15	47	12	1	2	20	11	0	1-15	

2008 GAME-BY-GAME STATISTICS

DATE	OPPONENT	P/S	RUSHING				RECEIVING				W/L	SCORE
			ATT.	YDS.	LG	TD	NO.	YDS.	LG	TD		
9/7	NEW YORK JETS	P	0	0	0	0	1	9	9	0	L	14-20
9/14	at Arizona	P	0	0	0	0	1	5	5	0	L	10-31
9/21	at New England	P	3	5	4	0	0	0	0	0	W	38-13
10/5	SAN DIEGO	P	0	0	0	0	0	0	0	0	W	17-10
10/12	at Houston	P	0	0	0	0	3	138	80t	2	L	28-29
10/19	BALTIMORE	P	1	3	3	0	5	64	27	0	L	13-27
10/26	BUFFALO	P	0	0	0	0	0	0	0	0	W	25-16
11/2	at Denver	P	0	0	0	0	1	14	14	0	W	26-17
11/9	SEATTLE	P	0	0	0	0	2	10	5	0	W	21-19
11/16	OAKLAND	P	3	23	12	1	3	16	9	0	W	17-15
11/23	NEW ENGLAND	P	1	1	1	0	0	0	0	0	L	28-48
11/30	at St. Louis	S	2	12	12	0	0	0	0	0	W	16-12
12/7	at Buffalo	P	0	0	0	0	0	0	0	0	W	16-3
12/14	SAN FRANCISCO	P	0	0	0	0	0	0	0	0	W	14-9
12/21	at Kansas City	P	2	44	44	0	1	5	5	0	W	38-31
12/28	at New York Jets	S	0	0	0	0	2	14	9	0	W	38-31
1/3/09	BALTIMORE#	P	0	0	0	0	2	14	9	0	L	9-27
2008 TOTALS		16-2	12	88	44	1	19	275	80t	2	11-5	
PLAYOFF TOTALS		1-0	0	0	0	0	2	14	9	0	0-1	

2009 GAME-BY-GAME STATISTICS

DATE	OPPONENT	P/S	RUSHING				RECEIVING				W/L	SCORE
			ATT.	YDS.	LG	TD	NO.	YDS.	LG	TD		
9/13	at Atlanta	P	0	0	0	0	0	0	0	0	L	7-19
9/21	INDIANAPOLIS	P	2	23	19	0	1	8	8	0	L	23-27
9/27	at San Diego	P	1	3	3	0	0	0	0	0	L	13-23
10/4	BUFFALO	P	2	11	9	0	1	10	10	0	W	38-10
10/12	NEW YORK JETS	P	1	-1	-1	0	1	5	5	0	W	31-27
10/25	NEW ORLEANS		INJURED RESERVE									
11/1	at New York Jets		INJURED RESERVE									
10/25	NEW ORLEANS		INJURED RESERVE									
11/1	at New York Jets		INJURED RESERVE									
11/8	at New England		INJURED RESERVE									
11/15	TAMPA BAY		INJURED RESERVE									
11/19	at Carolina		INJURED RESERVE									
11/29	at Buffalo		INJURED RESERVE									
12/6	NEW ENGLAND		INJURED RESERVE									
12/13	at Jacksonville		INJURED RESERVE									
12/20	at Tennessee		INJURED RESERVE									
12/27	HOUSTON		INJURED RESERVE									
1/3	PITTSBURGH		INJURED RESERVE									
2009 TOTALS		5-0	6	36	19	0	3	23	10	0	7-9	

* - Overtime

- Playoff Game



CHANNING CROWDER

LINEBACKER

52

HEIGHT: 6-2
WEIGHT: 250
BORN: 12/2/83
COLLEGE: Florida '06
ACQUIRED: D3, 2005
NFL: Fifth Season
DOLPHINS: Fifth Season



FINS FACT

Channing has always had an affection for animals – and not just his Rottweiler, L.T. While at the University of Florida, he wrestled alligators and wild boars. “The alligator was about eight feet and we just grabbed the snout and snatched it up,” Crowder said. “It was one of those late nights in Gainesville. We were bored and there was nothing better to do.”

PRO CAREER

CAREER TRANSACTIONS: Third-round draft choice (70th overall) of Miami in 2005, with a choice obtained from Chicago in the Marty Booker-Adewale Ogunleye trade from 2004.

2009 - Started 13 games . . . Finished with 51 tackles, one interception and one sack . . . Was inactive at N.Y. Jets (11/1) and at New England (11/8) with a shoulder injury . . . Led the Dolphins with nine tackles, including one sack, vs. Tampa Bay (11/15), tackling Bucs quarterback Josh Freeman for a three-yard loss . . . Finished tied for second on the team with six stops at Buffalo (11/29) . . . Had four tackles and an interception vs. New England (12/6), picking off a Tom Brady pass with 35 seconds left in the game to seal Miami's 22-21 win . . . It was his first career interception . . . Suffered foot injury in first quarter vs. Houston (12/27) and did not return to the game . . . Placed on injured reserve on December 30 . . . Missed season finale vs. Pittsburgh (1/3/10).

2008 - Played in 15 games with 13 starts . . . Was inactive at Kansas City (12/21) due to a knee injury . . . Finished the season with a career-high 114 tackles (95 solo) and added six passes defended, a forced fumble and a fumble recovery . . . Recorded 100 or more tackles for second time in NFL career . . . Tied for the team lead in tackles with ten stops vs. N.Y. Jets (9/7) . . . Led the team in tackles with eight stops and added one forced fumble at Arizona (9/14) . . . Set a single-game career high with 13 stops and added two passes defended at Houston (10/12) . . . The 13 tackles against the Texans surpassed his previous career best of 12 tackles that he achieved on two occasions, at Philadelphia (11/18/07) and at Pittsburgh (11/26/07) . . . Paced the defense with ten tackles vs. Baltimore (10/19) . . . Registered five tackles and added one fumble recovery vs. Buffalo (10/26) . . . Tied for the team lead with nine tackles vs. Seattle (11/9) and with six stops vs. Oakland (11/16) . . . Recorded seven tackles which tied for the team high at St. Louis (11/30) . . . Tied for the team lead in tackles with five stops at Buffalo in Toronto (12/7) . . . Finished second on the team in tackles with ten stops and added two passes defended vs. San Francisco (12/14) . . . Was inactive for the first time in 2008 at Kansas City (12/21) due to a sore left knee . . . Returned to the lineup the following week at N.Y. Jets (12/28), and led the team with nine tackles . . . Registered six tackles during the AFC Wild Card Playoff game vs. Baltimore (1/4/09).

2007 - Played in 11 games, including 10 starts . . . Was inactive for three contests . . . Spent the final two games of the year on injured reserve . . . Averaged more than seven tackles per outing as his 78 total stops led the club . . . Also was credited with a half-sack . . . Totaled 25 tackles over the first three weeks of the season, including a high of nine in week three contest at N.Y. Jets (9/23) . . . Was inactive for contest two weeks later at Houston (10/7) with an ankle injury that forced him from the previous week's game vs. Oakland (9/30) in the second quarter . . . Over a four-game span starting with contest vs. N.Y. Giants (10/28) in London, accumulated 40 tackles, including 12 apiece in the final two; at Philadelphia (11/18) and at Pittsburgh (11/26) . . . Also had a half-sack in the Steelers game . . . Was inactive for contests at Buffalo

(12/9) and vs. Baltimore (12/16) with foot/knee injuries before being placed on injured reserve on December 22 . . . Underwent a right knee arthroscopy on December 18 . . . The procedure was performed by Dr. James Andrews at St. Vincent's Hospital in Birmingham, Alabama.

2006 - Played in all 16 games, including 14 starts at weakside linebacker . . . Only two games he did not start (vs. Buffalo 9/17, at N.Y. Jets 10/15) occurred when Dolphins opened with five and six defensive backs, respectively . . . Finished second on the squad with 104 total tackles . . . Also recorded a sack, a forced fumble and four passes defended on the year . . . Key part of a defense that ranked fourth overall in the NFL, as they allowed an average of 289.1 yards per outing . . . Reached the double-digit tackle plateau four times over the course of the year, including a stretch of three games in a row . . . Produced 10 stops at N.Y. Jets (10/15), a figure which tied for the team lead that day . . . Followed that up with a team- and season-high 11 tackles vs. Green Bay (10/22) . . . In Dolphins' next game, at Chicago (11/5), recorded a team-best 10 stops in Miami's 31-13 victory as the Dolphins held the Bears to 292 yards of total offense and a 4.0-yard average per offensive play . . . In 21-0 win over New England (12/10), notched four tackles and forced a Daniel Graham fumble that was recovered by Will Allen at the Patriots' 39, leading to an Olindo Mare field goal five plays later . . . Collected 10 tackles at Buffalo (12/17) . . . Included in his total in the Bills game was a 9-yard sack of Bills QB JP Losman, the first sack of Crowder's career.

2005 - Started 13 of the 16 games in which he played during his rookie season . . . Opened 11 games at the weakside spot and two in the middle . . . The Dolphins opened in either five or six DBs in the only three games he did not start (at Buffalo, 10/9; vs. Tennessee, 12/24; at New England, 1/1/06) . . . Along with RB Ronnie Brown and CB Travis Daniels, it marked the first time since 1996 that three or more Dolphin rookies opened at least 10 games . . . Ranked second on the team with 90 tackles, the highest total by a Dolphins rookie since Zach Thomas tallied 164 in 1996 . . . It also was the fifth-highest total among NFL rookies in 2005 . . . Added two fumble recoveries, two forced fumbles and four passes defended on the year . . . Replaced an injured Zach Thomas (shoulder/ankle) at middle linebacker for games at Oakland (11/27) and vs. Buffalo (12/4) . . . Posted a season-high 10 tackles on two occasions; vs. Kansas City (10/21) and at San Diego (12/11) . . . Collected seven tackles at Tampa Bay (10/16) when he also recovered an Earnest Graham fumble that led to a Ronnie Brown 8-yard TD run on the next play from scrimmage . . . Prevented a potential touchdown vs. Atlanta (11/16) when he forced the ball loose on Justin Griffith with the Falcons at the Dolphins' 8, and was recovered by Travis Daniels . . . Also recovered a JP Losman fumble vs. Buffalo (12/4) . . .

AMONG ROOKIE TACKLE LEADERS: Despite the fact that he was not drafted until the third round, Crowder had one of the most productive seasons of any NFL defensive rookie in 2005 . . . According to figures from Stats, Inc., Crowder's unofficial total of 85 tackles was the fifth-highest total in the NFL:

HIGHEST TACKLE TOTALS AMONG 2005 NFL ROOKIES*

PLAYER, POSITION	TEAM	TACKLES			DRAFT STATUS	
		SOLO	ASST	TOTAL	ROUND	OVERALL
1. Kirk Morrison, LB	Oakland	87	25	112	3	78
2. Odell Thurman, LB	Cincinnati	69	37	106	2	48
3. Lofa Tatupu, LB	Seattle	86	19	105	2	45
4. Derrick Johnson, LB	Kansas City	79	16	95	1	15
5. CHANNING CROWDER, LB	MIAMI	53	32	85	3	70

**All figures according to Stats, Inc.*

COLLEGE

Played two years at Florida (2003-04) and during that time started 17 of the 20 games in which he appeared . . . Amassed 179 tackles, 13.5 stops for loss, four sacks, three fumble recoveries, a pair of forced fumbles and an interception . . . Was a first-team All-Southeastern Conference selection in 2004 when he started eight of nine games and registered 73 tackles, a pair of sacks and an interception . . . As a redshirt freshman in 2003, opened nine of the 11 games in which he played, the most starts by a freshman in Florida history . . . Posted 106 tackles and two sacks, and was the SEC Defensive Freshman of the Year by The Sporting News as well as the National Freshman of the Year by College Football News . . . Majored in social and behavioral sciences.

PERSONAL

Single, resides in Davie, Fla . . . Attended North Springs High School in Atlanta, where he was a member of the National Honor Society . . . As a senior, recorded 114 tackles and 7.5 sacks while also rushing for more than 800 yards . . . Is the son of Randy Crowder, who was a sixth-round draft choice of Miami in 1974 and played with the team through 1976, and also went on to play with Tampa Bay from 1978-80 . . . They are the third father-son combination in Dolphins history, joining the Barbers (LB Rudy, 1968; FB Kantroy, 1999) and the Grieses (QB Bob, 1967-70; QB Brian, 2003) . . . The Crowders are the only father-son duo in team history to be drafted by the Dolphins . . . While at Florida, did charity work with the Goodwill Gators in which student-athletes visit local elementary schools to encourage children to read . . . Has volunteered for many events benefiting youth groups with the Dolphins, such as Kids in Distress . . . Participated in the Dolphins annual Thanksgiving meal giveaway . . . Has taken part in the Miami Dolphins Foundation's fishing and golf tournaments as well as the Junior Anglers Fishing Clinic, where he teaches children from the Boys and Girls Clubs of Broward County how to fish . . . Spoke to kids at local libraries . . . Shopped with a family in need selected by the Cooperative Feeding Program . . . Growing up, the Tampa Bay Buccaneers were his favorite sports team and Lawrence Taylor was his favorite athlete . . . In fact, has a Rottweiler named L.T . . . Enjoys hunting and fishing in spare time . . . Lists "Pulp Fiction" as favorite movie, "Chappelle's Show" as favorite television show, "L.T.: Over the Edge," as favorite book and Trick Daddy as favorite recording artist . . . Full name is Randolph Channing Crowder, born December 2, 1983 in State College, Pa.

CHANNING CROWDER'S NFL REGULAR SEASON STATISTICS

YEAR	TEAM	GP	GS	TACKLES					INTERCEPTIONS					FUMBLES		
				TOT	SOLO	ASST	SK	YDS	NO	YDS	LG	TD	PD	FF	FR	YDS
2005	Miami	16	13	90	55	35	0.0	0.0	0	0	-	0	4	2	2	0
2006	Miami	16	14	104	61	43	1.0	9.0	0	0	-	0	4	1	0	0
2007	Miami	11	10	78	61	17	0.5	0.5	0	0	-	0	0	0	0	0
2008	Miami	15	13	114	95	19	0.0	0.0	0	0	-	0	6	1	1	0
2009	Miami	13	13	51	43	8	1.0	3.0	1	2	2	0	3	0	0	0
NFL TOTALS		71	63	437	315	122	2.5	12.5	1	2	2	0	17	4	3	0

CHANNING CROWDER'S NFL PLAYOFF STATISTICS

YEAR	TEAM	GP	GS	TACKLES					INTERCEPTIONS					FUMBLES		
				TOT	SOLO	ASST	SK	YDS	NO	YDS	LG	TD	PD	FF	FR	YDS
2008	Miami	1	1	6	5	1	0.0	0.0	0	0	-	0	0	0	0	0




TYRONE CULVER

SAFETY

29

HEIGHT: 6-1
WEIGHT: 210
BORN: 7/6/83
COLLEGE: Fresno State '06
ACQUIRED: FA, 2008
NFL: Fifth Season
DOLPHINS: Third Season



FINS FACT

While in high school in Palmdale, Calif., Tyrone participated in a medical magnet program which introduced him to the field of dentistry. Following his playing career, Tyrone hopes to use some of the knowledge gained when he participated in the magnet program to begin a career in the medical field, potentially as an orthodontist.

PRO CAREER

CAREER TRANSACTIONS: Was re-signed as a free agent on October 21, 2008 . . . Waived by the Dolphins on October 14, 2008 . . . Signed by the Dolphins as a free agent on September 2, 2008 . . . Originally the second of the Packers' two selections in the sixth round (185th overall) of the 2006 NFL Draft.

2009 - Played in all 16 games with two starts . . . Recorded 19 tackles (16 solo), an interception and four passes defended . . . Finished fourth on the team with 13 special teams tackles and a fumble recovery . . . Had four tackles and an interception vs. New Orleans (10/25), picking off a Drew Brees pass and returning it 23 yards to set up a Dolphins touchdown . . . Started games at New England (11/8) and vs. Pittsburgh (1/3/10).

2008 - Played in 14 regular season games, all in a reserve role . . . Recorded 26 tackles (24 solo), three passes defended and an interception . . . Added ten special team tackles . . . Made his Dolphins debut in a special teams role vs. N.Y. Jets (9/7) . . . Was a special teams standout with a season-high three tackles at New England (9/21) . . . Posted first career interception at Denver (11/2), picking off a Jay Cutler pass on the first play of the fourth quarter . . . Had five tackles and a pass defended vs. New England (11/23) . . . Made six defensive tackles vs. San Francisco (12/14) . . . Finished second on the Dolphins in tackles with six stops at Kansas City (12/21) . . . Contributed to the defensive effort with six tackles at N.Y. Jets (12/28) . . . Played but did not register a tackle in the AFC Wild Card game against Baltimore (1/4/09).

2007 - Injured his shoulder with Packers on punt coverage in preseason finale at Tennessee (8/30) and was placed on injured reserve two days later.

2006 - Played in 14 games, contributing as the Packers' dime back and also on special teams, and was inactive twice . . . Registered six tackles and broke up a pass . . . Also posted three special teams stops . . . Saw his first NFL action, vs. Chicago (9/10), playing on special teams . . . Made his debut on defense, vs. New Orleans (9/17), playing safety in the dime package, a role he held most of the season . . . Made two solo tackles, the first defensive stops of his career, at Philadelphia (10/2) . . . Inserted in the third quarter for an injured Nick Collins for the remainder of the game at Buffalo (11/5) and recorded his first career pass defended . . . Filled in at free safety in the fourth quarter at Seattle (11/27) after Collins left with a hamstring injury.

COLLEGE

Four-year letterwinner and two-year starter at Fresno State . . . A four-time Academic All-Western Athletic Conference selection . . . Played in 51 games for Fresno State with 26 starts . . . Finished his college career with 178 tackles (101 solo), six tackles for loss, four sacks, three fumble recoveries, two forced fumbles and five interceptions among 14 passes broken up . . . Earned first-team All-WAC honors as a senior in 2005 . . . Started all 13 games at free safety, recording 44 tackles (23 solo), two sacks, two tackles for loss, two forced fumbles, one fumble recovery and two interceptions among seven passes broken up . . . As a junior in 2004, started all 12 games at free safety for the Bulldogs and finished second on the team with a career-high 65 tackles (32 solo) . . . Also recorded two tackles for loss, one sack, one fumble recovery returned for a touchdown and one interception among five passes broken up . . . Saw action in 14 games as a sophomore, earning one start . . . Collected 45 tackles (32 solo), two stops for loss, one sack, one fumble recovery and one pass defended . . . Finished the season with 24 tackles (14 solo) and two interceptions as a reserve free safety . . . Earned the first of four Academic All-WAC honors as well as the Arthur Ashe Sports Scholar Award and Fresno State Scholar-Athlete honors for academic excellence . . . Earned a degree in health science with a pre-dental emphasis.

PERSONAL

Married (Jessica) . . . Has a daughter, Isabella . . . Attended Palmdale High School in Los Angeles County, Calif . . . Captured Golden League Defensive Player of the Year honors as a senior safety (2000) . . . Also earned team MVP honors in 2000 . . . Selected as member of the 2000 Los Angeles Times All-Star Team and was a Los Angeles Daily News All-Star honoree...Earned first-team All-CIF and All-Golden League distinction . . . Honored as a Southern Section Scholar-Athlete . . . Also played guard (basketball) and shortstop (baseball) . . . Medical magnet program in high school introduced him to the field of dentistry . . . Aspires to become an orthodontist or chiropractor after football . . . His 39½-inch vertical leap is a testament to his overall athletic ability . . . Plays golf in his spare time, also enjoys fishing, playing video games, going to the beach and is learning to play guitar . . . Has participated in the Miami Dolphins Foundation's fishing and golf tournaments and the Dolphins annual Thanksgiving meal giveaway . . . Helped deliver furniture to a family in Homestead selected by the Miami-Dade schools as part of the team's Rooms To Go program . . . Handed out backpacks to South Florida youth as part of the Kids and Fins Back to School Kickoff event

... Shopped with a children in need from local schools as part of the Kids and Fins Publix Shopping Spree ... Part of the defensive backfield which participated in the "All-Community Team" in which they donated a block of tickets for every home game to various youth programs ... Full name is Lanell Tyrone Culver, born July 6, 1983 in Lancaster, Calif.

TYRONE CULVER'S NFL REGULAR SEASON STATISTICS

YEAR	TEAM	GP	GS	TACKLES					INTERCEPTIONS					FUMBLES		
				TOT	SOLO	ASST	SK	YDS	NO	YDS	LG	TD	PD	FF	FR	YDS
2006	Green Bay	14	0	9	7	2	0	0.0	0	0	-	0	1	0	0	0
2007	Green Bay	INJURED RESERVE														
2008	Miami	15	0	35	27	8	0	0.0	1	1	1	0	3	0	0	0
2009	Miami	16	2	19	16	3	0	0.0	1	23	23	0	4	0	0	0
NFL TOTALS		45	2	63	50	13	0	0.0	2	24	23	0	8	0	0	0
MIAMI TOTALS		31	2	54	43	11	0	0.0	2	24	23	0	7	0	0	0


TYRONE CULVER'S NFL PLAYOFF STATISTICS

YEAR	TEAM	GP	GS	TACKLES					INTERCEPTIONS					FUMBLES		
				TOT	SOLO	ASST	SK	YDS	NO	YDS	LG	TD	PD	FF	FR	YDS
2008	Miami	1	0	0	0	0	0.0	0.0	0	0	-	0	0	0	0	0

ADDITIONAL STATS

Special Teams Tackles: 3 in 2006, (Miami) 10 in 2008, 13 in 2009 for a total of 26

Special Teams Fumble Recoveries: 1 in 2009





KARLOS DANSBY

LINEBACKER

58

HEIGHT: 6-4
WEIGHT: 250
BORN: 11/3/81
COLLEGE: Auburn '04
ACQUIRED: UFA, 2010 (Ariz.)
NFL: Seventh Season
DOLPHINS: First Season

FINS FACT

Karlos was recruited to Auburn by then head coach Tommy Tuberville in a setting different than the football field. Tuberville said he first scouted Karlos at a basketball game in his hometown of Birmingham, Ala. "He was a very good basketball player," Tuberville said. "He was just one of those guys, if he wanted to do it, he could get it done. He always had the athletic ability; you talk about explosion, he could jump out of sight. But the thing that set him apart, was his instincts. You'd put them out there and you didn't have to coach them a whole lot, because their instincts were right so much of the time."

PRO CAREER

CAREER TRANSACTIONS: Signed as an unrestricted free agent from Arizona by the Dolphins on March 5, 2010 ... Originally a second-round draft choice (33rd overall) by the Arizona Cardinals in the 2004 NFL Draft.

2009 - Started all 16 regular season games ... Marked the second straight year he started all regular season games ... Named team captain prior to the season opener ... Led the team with 113 tackles (90 solo) during the regular season and added one sack, an interception and a forced fumble ... Marked the third consecutive season and the fourth time in the previous five years he surpassed 100 tackles ... Eclipsed 400 career tackles and tied for the team-high with seven hits vs. San Francisco (9/13) ... Helped limit the 49ers to 21

yards on 25 carries, the third lowest rushing total in San Francisco history ... Led linebackers with six tackles and forced a fumble on a third down sack of David Garrard at Jacksonville (9/20) ... Tied for team lead with 10 tackles vs. Indianapolis (9/27) ... Part of defense vs. Houston (10/11) that held the Texans to 45 yards rushing on 21 attempts and prevented Houston from scoring from the one-yard line on three consecutive plays with under one minute to play ... Led linebackers with three tackles and one pass defended ... Led defense at Seattle (10/18) to limit Seahawks to their lowest rushing output in franchise history (14 yards on 11 attempts) as well as 128 total net yards, the lowest yardage output by an opponent since 1990 ... Totaled team-high 10 tackles at N.Y. Giants (10/25) and helped hold New York to 40 yards below their season average in rushing yards per game ... Giants game marked 12th consecutive game (including playoffs) that the Cards defense did not allow a 100-yard rusher ... Registered team-high 10 tackles vs. Carolina (11/1) ... Led Cardinals with nine tackles and a half sack vs. Seattle (11/15) ... Totaled team-high nine tackles with one pass defended and an interception vs. Minnesota (12/6) ... Tied for the team lead with eight tackles at San Francisco (12/14) ... Recorded team-high six solo tackles vs. St. Louis (12/27), which marked the eighth game in 2009 he led or tied for the team lead in tackles ...

PLAYOFFS: Started both playoff contests ... Finished tied for second on the team with 14 postseason tackles ... Played a part in all three Cardinals takeaways in NFC Wild Card Playoff game vs. Green Bay (1/10/10), including a 17-yard game winning fumble return for a touchdown in overtime ... Also deflected a pass into the hands of Dominique Rodgers-Cromartie that led to a Cards touchdown and 7-0 lead ... On the next possession forced a fumble by Donald Driver at the Green Bay 22-yard line to set up another TD and put Arizona up 14-0 ... Tied postseason career-high with team leading 10 tackles and a pass defended at New Orleans (1/16/10) in NFC Divisional Playoff game.

2008 - Started all 16 regular season games ... Marked the first time in his career he played in all 16 regular season games ... Named defensive team captain prior to season opener ... Led the team with a career-high 128 tackles (100 solo) ... Added four sacks, two interceptions, three fumble recoveries and two forced fumbles ... Collected seven solo tackles and a fumble recovery in season opener at San Francisco (9/7) ... Forced and recovered a fumble during a second quarter sack of quarterback Jake Delhomme while also recording nine tackles and one quarterback hit vs. Carolina (10/26) ... Recovered fumble at the Panther five-yard-line leading to an Arizona touchdown on the next play to go up 10-0 ... Led team with 10 tackles, two quarterback hits and returned an interception a career-long 34 yards to the 49ers five-yard-line vs. San Francisco (11/10) ... Registered 10 tackles vs. N.Y. Giants (11/23) and helped to hold the league's top ranked rushing offense, at the time, to 87 yards on 27 carries ... Posted season-high 11 tackles and recovered a fumble vs. St. Louis (12/7) ...

PLAYOFFS: Started all four playoff games as Cardinals advanced to Super Bowl XLIII ... Recorded a team-high 37 tackles and six tackles for loss during the postseason ... Started first career playoff game and led the team with three tackles for loss while he led linebackers with 10 tackles vs. Atlanta (1/3/09) ... Part of defense that held the Falcons, the second best rushing team in the NFL during the regular season with 152.7 yards per game average, to just 60 yards on 24 carries (2.5 avg.) ... Registered team-high 10 tackles at Carolina (1/10/09) ... Recorded first career postseason interception and led team with eight tackles in Super Bowl XLIII vs. Pittsburgh (2/1/09).

2007 - Started all 14 regular season games in which he played ... Recorded team-high 117 tackles (85 solo) and added 3.5 sacks, three interceptions and four forced fumbles ... Led team with 12 total tackles, a half sack and a forced fumble in season opener at San Francisco (9/10) ... Registered a career-high tying two sacks at Baltimore (9/23) ... Helped hold Willie Parker, the NFL's leading rusher heading into the game, to just 37 yards on 19 carries vs. Pittsburgh (9/30) ... Led Cardinals with career-high 17 total tackles and 13 unassisted tackles at St. Louis (10/7) ... Left game in first quarter due to a knee injury vs. Carolina (10/14) ... Missed next two games due to injury ... Named NFC Defensive Player of the Week for efforts vs. Detroit (11/11) in first game back from knee injury by recording two interceptions, one forced fumble, one pass defended, four tackles, one quarterback pressure and one tackle for loss ... Marked second multi-interception outing of career ... Helped hold Lions to -18 rushing yards, which is the lowest total in the modern era ... Registered an interception at Cincinnati (11/18) to mark first time in his career he recorded an interception in consecutive games ... Led team with 13 tackles and one forced fumble at Seattle (12/9) ... Registered 10 tackles and a forced fumble that would result in a Cardinals offensive touchdown at New Orleans (12/16).

2006 - Played in 14 games with ten starts ... Recorded 94 tackles (75 solo), eight sacks, three forced fumbles and a fumble recovery ... Battled numerous injuries which caused him to miss training camp ... Collected two tackles and a pass defended in return to action at Seattle (9/17)

... Recorded nine solo tackles, two sacks and a forced fumble vs. Kansas City (10/8) ... Recorded five tackles in first start of the year vs. Chicago (10/16) ... Registered two tackles, a sack and a fumble recovery before leaving game in second quarter with a hip flexor at Oakland (10/22) ... Inactive at Green Bay (10/29) ... Returned to action with 12 tackles vs. Dallas (11/12) ... Compiled 10 tackles and two sacks at Minnesota (11/26) ... Led team with 12 tackles and a forced fumble vs. Seattle (12/10) ... Shared team lead with eight tackles while also adding a sack and a forced fumble at San Francisco (12/24) ... Recorded eight tackles and posted his third multi-sack game of the season at San Diego (12/31).

2005 – Started all 15 games in which he played ... Recorded 103 tackles (81 solo) and added four sacks, three interceptions (with two returned for touchdowns), two forced fumbles and a pair of fumble recoveries ... Registered two interceptions, including one that was returned 18 yards for a touchdown, a sack and three solo tackles at N.Y. Giants (9/11) ... Posted his second sack in as many games vs. St. Louis (9/18) ... Registered 10 tackles vs. Carolina (10/9) ... Registered 11 tackles and one sack, a forced fumble and a fumble recovery vs. Tennessee (10/23) ... Recorded two tackles before leaving the game with a groin injury at Detroit (11/13) ... Deactivated with a groin injury at St. Louis (11/20) ... Returned to start vs. Jacksonville (11/27) and recorded nine tackles ... Intercepted Eagles quarterback Mike McMahon and returned it 11 yards for a touchdown, his second of the season and added five tackles and one pass defense vs. Philadelphia (12/24) ... His two interception returns for a touchdown were the most by a Cardinals linebacker in one season ... Recorded team-high 10 tackles at Indianapolis (1/1/06).

2004 – Played in 15 games with 12 starts as a rookie ... Recorded 68 tackles (55 solo), five sacks, an interception, three fumble recoveries and a forced fumble ... Named to Pro Football Weekly's All-Rookie team. ... Played in reserve role in season opener at St. Louis (9/12) and recorded four tackles on defense and one stop on special teams. ... Recorded the first start and sack of his career at Atlanta (9/26) and recovered a Michael Vick fumble in the Arizona redzone ... Recorded two tackles and one quarterback hurry vs. New Orleans (10/3) ... Recorded four tackles and a fumble recovery at San Francisco (10/10) ... Intercepted a Matt Hasselbeck pass vs. Seattle (10/24) ... Recovered his third fumble of the season and recorded a sack at Miami (11/7) ... Deactivated for contest at Carolina (11/21) due to a neck and shoulder injury sustained against the N.Y. Giants the previous week ... Posted seven stops and a quarterback pressure which led to an interception vs. Tampa Bay (1/2/05).

COLLEGE

Played in 36 games at Auburn ... Recorded 218 tackles (128 solo) with 10 quarterback sacks for minus 70 yards, 31 stops for losses of 123 yards, seven forced fumbles, two fumble recoveries, 15 pass deflections and eight interceptions ... Named as a semi-finalist for the Butkus Award regarded as one of the premier defenders in college football ... All-America first-team selection by the American Football Coaches Association, just the 23rd Auburn player to earn that honor ... Unanimous all-Southeastern Conference first-team pick ... Began Auburn career at strong safety, shifting to outside linebacker as a sophomore ... Majored in sociology.

PERSONAL

Attended Woodlawn High School in Birmingham, Ala ... Was an all-state linebacker and wide receiver ... Caught 51 passes for 857 yards and five touchdowns on offense with 81 tackles, six sacks, three interceptions, and two fumble recoveries on defense as a senior ... Played basketball, earning all-state honors as a junior ... Participated in the Miami Dolphins Foundation Fishing Tournament ... Hosted a football camp in June, 2010, in his native Alabama ... Full name is Karlos Montez Dansby, born November 3, 1981 in Birmingham, Ala.

KARLOS DANSBY'S NFL REGULAR SEASON STATISTICS

YEAR	TEAM	GP	GS	TACKLES					INTERCEPTIONS					FUMBLES		
				TOT	SOLO	ASST	SK	YDS	NO	YDS	LG	TD	PD	FF	FR	YDS
2004	Arizona	15	12	68	55	13	5.0	26.0	1	2	0	0	5	1	3	0
2005	Arizona	15	15	103	81	22	4.0	32.0	3	31	18t	2	4	2	2	0
2006	Arizona	14	10	94	75	19	8.0	47.0	0	0	0	0	5	3	1	0
2007	Arizona	14	14	117	85	32	3.5	27.0	3	55	28	0	8	4	0	0
2008	Arizona	16	16	128	100	28	4.0	39.0	2	47	34	0	1	2	3	0
2009	Arizona	16	16	113	90	23	1.0	4.0	1	11	11	0	4	1	0	0
NFL TOTALS		90	83	623	486	137	25.5	175.0	10	146	34	2	27	13	9	0

KARLOS DANSBY'S NFL PLAYOFF STATISTICS

YEAR	TEAM	GP	GS	TACKLES					INTERCEPTIONS					FUMBLES		
				TOT	SOLO	ASST	SK	YDS	NO	YDS	LG	TD	PD	FF	FR	YDS
2008	Arizona	4	4	37	28	9	0.0	0.0	1	-1	-1	0	3	0	0	0
2009	Arizona	2	2	14	12	2	0.0	0.0	0	0	0	0	2	1	1	17
PLAYOFF TOTALS		6	6	51	40	11	0.0	0.0	1	-1	-1	0	5	1	1	17

ADDITIONAL STATS

Defensive Touchdowns: 18-yard interception return at N.Y. Giants (9/11/05); 11-yard interception return vs. Philadelphia (12/24/05)

Special Teams Tackles: 10 in 2004, 3 in 2005, 1 in 2007 for total of 14

SINGLE-GAME HIGHS

- Tackles:** 17 at St. Louis, 10/7/07
- Solo Tackles:** 13 at St. Louis, 10/7/07
- Sacks:** 2.0 Five times (last: at Baltimore, 9/23/07)
- Interceptions:** 2 Two times (last: vs. Detroit, 11/11/07)



VONTAE DAVIS

CORNERBACK

21

HEIGHT: 5-11

WEIGHT: 203

BORN: 5/27/88

COLLEGE: Illinois '09

ACQUIRED: D1, '09

NFL: Second Season

DOLPHINS: Second Season




FINS FACT

Vontae joined his brother, San Francisco 49ers tight end Vernon Davis (first rounder in 2006), as a first round selection when he was drafted with the 25th overall selection in the 2009 NFL Draft. The last set of brothers that were both selected in the first round were Indianapolis Colts QB Peyton Manning and New York Giants QB Eli Manning. Peyton Manning was the first overall pick in the 1998 draft, while his brother Eli was the first choice of the San Diego Chargers in the 2004 draft (and was later traded to the New York Giants).

PRO CAREER

CAREER TRANSACTIONS: Originally a first-round draft choice (25th overall) of Miami in the 2009 draft.

2009 - Played in all 16 games with nine starts . . . Named to All-Rookie team of Pro Football Weekly/Pro Football Writers Association . . . Recorded 49 tackles (45 solo), 11 passes defended and a team-high four interceptions, which he returned for 64 yards with one touchdown . . . Tied for tenth in the AFC with four interceptions . . . Saw reserve action for first seven games of season . . . Had two tackles and an interception vs. Buffalo (10/4), picking off a Trent Edwards pass and returning it 23 yards for for his first career touchdown . . . It was the first interception for a touchdown by a Dolphin (and the first by a Dolphins rookie) since DE Philip Merling picked off a Brett Favre pass and returned it 25 yards for a TD on Dec. 28, 2008 at the N.Y. Jets . . . It was the first INT for a touchdown by a Dolphins defensive back since Nov. 2, 2008 when CB Will Allen picked off a Jay Cutler pass for a 32-yard touchdown return at Denver . . . Made his first career start vs. N.Y. Jets (11/1) in place of Will Allen (who was placed on injured reserve on Oct. 27th) and had six tackles and two passes defended . . . Had

six tackles and two passes defended at New England (11/8), including one interception, picking off a Tom Brady pass and returning it 15 yards . . . Had three tackles and one interception vs. New England (12/6), picking off a Tom Brady pass in the end zone for a touchdown . . . Registered three tackles, one pass defended and an interception at Tennessee (12/20), coming when he picked off a Vince Young pass in the first series of the game and returned it 26 yards . . . Finished second on the team in tackles with six stops and added two passes defended vs. Houston (12/27) . . . First-round draft choice (25th overall) . . .

ROOKIE STARTERS: With nine starts in 2009, Davis tied for sixth place for most starts made by Dolphins rookie cornerback . . . Made his first NFL start at N.Y. Jets (11/1), and along with Sean Smith starting at the other cornerback position, it marked the first time in Dolphins history that rookies started at both corner positions . . . In addition, another rookie, Chris Clemons, started at safety, marking the first time in team history rookies started at three of the four secondary positions . . .

MOST STARTS BY DOLPHINS ROOKIE CORNERBACKS

PLAYER	STARTS	YEAR
1. Sean Smith	16	2009
2. Curtis Johnson	14	1970
Travis Daniels	14	2005
4. Don McNeal	13	1980
5. Troy Vincent	11	1992
6. Lloyd Mumphord	9	1969
VONTAE DAVIS	9	2009

ROOKIE INTERCEPTIONS: Davis led the Dolphins with four interceptions and became the first Dolphins rookie to lead the team in INTs since safety Louis Oliver had four INTs in 1989 . . . He also was one of only two rookie cornerbacks ever to lead the Dolphins in interceptions, along with Lloyd Mumphord, who had five INTs in his rookie season in 1969 . . . Davis' four interceptions ranks tied for fifth among Dolphins rookies in INTs:

MOST INTERCEPTIONS, DOLPHINS ROOKIE SEASON

PLAYER	YEAR	INTs
1. Dick Anderson	1968	8
2. Lloyd Mumphord	1969	5
Jake Scott	1970	5
Don McNeal	1980	5
5. VONTAE DAVIS	2009	4
Gerald Small	1978	4
Jarvis Williams	1988	4
Louis Oliver	1989	4

COLLEGE

Three-year starter at cornerback at Illinois . . . Started 34 of 36 games he played . . . Posted career statistics of 206 tackles (139 solo), seven interceptions, three forced fumbles, two fumble recoveries and 22 passes defended . . . Also added nine kickoff returns for 215 yards (23.9 avg.) . . . Returned a blocked punt for a touchdown . . . Started 11 of the 12 games in which he played at cornerback as a junior in 2008 . . . Named as a consensus All-Big Ten Conference first-team selection . . . Posted a career-high 78 tackles (53 solo) and tied for second in the conference with three forced fumbles . . . Also recorded two interceptions, eight passes defended and recovered a fumble . . . Started all 12 games as a sophomore in 2007 . . . Was the only sophomore semifinalist for the Jim Thorpe Award . . . Selected All-Big Ten Conference first-team by the league's coaches and earned second-team honors from the media . . . Recorded 76 tackles (56 solo) and ranked sixth in the league with eight pass deflections and four interceptions . . . Blocked two punts for 31 yards in returns, including a touchdown . . . Added 116 yards on four kickoff returns (29.0 avg.) . . . Started 11 of the 12 games in which he played as a freshman in 2006 . . . Honored as a Freshman All-American selection by The Sporting News, Scout.com and Rivals.com . . . Earned honorable mention All-Big Ten Conference honors by both the coaches and the media . . . Named the team's Rookie of the Year . . . Recorded 52 tackles (30 solo), an interception, a fumble recovery and six passes defended . . . Posted an interception in his first collegiate game, against Eastern Illinois . . . Majored in speech communications.

PERSONAL

Attended Dunbar Senior High School in Washington, D.C. . . . Selected as a Prep Star All-American and Washington D.C. Gatorade Player of the Year . . . Rated the top recruit in the Washington D.C. area . . . Was named to the Washington Post All-Metro team, in addition to picking up DCIAA West first-team all-conference honors . . . Had eight interceptions and 38 solo tackles as a senior . . . Added 25 receptions for 612 yards and recorded more than 1,000 all-purpose yards . . . Led Dunbar High to a 9-2 record and a win in the Turkey Bowl, the DCIAA city championship game . . . Also lettered in track . . . Brother, Vernon, played tight end at Maryland and was the sixth overall pick in the 2006 NFL Draft by the San Francisco 49ers . . . They are the third set of brothers to both be first-round NFL draft choices, joining Eli (2004, QB, 1st overall, San Diego/Traded to New York Giants) and Peyton Manning (1998, QB, 1st overall, Indianapolis) and Jerome (2003, DE, 15th overall, Philadelphia) and Stocker McDougle (2000, T, 20th overall, Detroit) . . . Growing up, his favorite sports team was the Washington Redskins and Champ Bailey was his favorite athlete . . . Lists "Friday Night Lights" as favorite television show . . . Hosted a grandparent's appreciation event in his hometown of Washington D.C. . . . Participated in the NFL's Take A Player To School program . . . Visited Homestead Air Force Base . . . Purchased and gave away Thanksgiving meals and Holiday toys . . . Part of the defensive backfield which participated in the "All-Community Team" in which they donated a block of tickets for every home game to various youth programs . . . Enjoys playing video games . . . Full name is Vontae O. Davis, born May 27, 1988 in Washington, D.C.


VONTAE DAVIS' NFL REGULAR SEASON STATISTICS

YEAR	TEAM	GP	GS	TACKLES					INTERCEPTIONS					FUMBLES		
				TOT	SOLO	ASST	SK	YDS	NO	YDS	LG	TD	PD	FF	FR	YDS
2009	Miami	16	9	49	45	4	0	0.0	4	64	26	1	11	0	0	0

ADDITIONAL STATS

Defensive Touchdowns: 23-yard interception return vs. Buffalo (10/4/09)

Special Teams Tackles: 4 in 2009



JOHN DENNEY
LONG SNAPPER

92

HEIGHT: 6-5
WEIGHT: 255
BORN: 12/13/78
COLLEGE: Brigham Young '05
ACQUIRED: FA, 2005
NFL: Sixth Season
DOLPHINS: Sixth Season



FINS FACT

After graduating from high school in 1997, John spent two years serving a Spanish-speaking Church mission to Morristown, New Jersey. That experience taught him one major lesson in life. "Rejection," he says. "Day after day, you try to do your best. Some days go smoother than others, but sometimes people don't open their doors to you. You can't blame them. You've got to understand and do all you can do to just control what you can control. And the rest will fall into place."

PRO CAREER

CAREER TRANSACTIONS: Was signed by the Dolphins as an undrafted college free agent on April 29, 2005.

2009 - Served as a long snapper all 16 games . . . Recorded seven special teams tackles during regular season action . . . Had three special teams tackles at Atlanta (9/13).

2008 - Saw action in all 16 games as the Dolphins long-snapper . . . Recorded four special teams tackles during regular season action . . . Registered one special teams tackle during the AFC Wild Card playoff game against the Ravens (1/4/09).

2007 - Played in all 16 games, solely on special teams . . . Contributed three tackles on the punt coverage unit.

2006 - Participated in every contest, all on special teams . . . Registered five tackles on punt coverage unit over the course of the season, in addition to a fumble recovery . . . Notched two tackles and a fumble recovery in Monday night game vs. N.Y. Jets (12/25) . . . Pounced on a Brad Kassell fumbled punt at the Jets' 42 in the fourth quarter, leading to an Olindo Mare field goal eight plays later, tying the game at 10-10.

2005 - Beat out incumbent Ed Perry for the long-snapping duties following the preseason and held the spot for all of 2005 . . . Was the only undrafted rookie to spend all 16 games on the team's 53-man roster . . . Participated in every contest, all on special teams . . . Registered five tackles on punt coverage unit over the course of the season, including two at San Diego (12/11) . . . Part of a unit that yielded just 4.9 yards per punt return, the second-best figure in the AFC and third in the NFL.

COLLEGE

Lettered three years at BYU (2002-04) . . . As a defensive end, appeared in a total of 32 games, including 29 starts . . . Also handled the long-snapping duties for the Cougars . . . Recorded 94 tackles in his career . . . As a senior, posted 27 tackles, 8.5 stops for loss, 4.5 sacks and a forced fumble as he was chosen to play in the Hula Bowl . . . Amassed 42 tackles, six stops for loss and 4.5 sacks as a junior when he received Academic All-Mountain West Conference honors . . . Redshirted in 2001 after transferring from Ricks Junior College in Rexburg, Idaho, where he played in 2000 . . . Majored in business management.

PERSONAL

Married (Christy) with three sons, Austin, Brock and Wes . . . Attended Horizon High School in Thornton, Colorado, where he graduated with National Student-Athlete Honors . . . Has played the violin since age five and still plays it on occasion . . . Enjoys playing golf in spare time . . . Has donated time and money for the Dolphins' annual turkey and toy giveaways . . . Has made hospital visits and participated in Hurricane Wilma relief efforts . . . Has taken part in the Miami Dolphins Foundation's golf and fishing tournaments . . . Also has been part of the "Lift Up America Food Giveaway" event as well as "Rebuilding Together" . . . Growing up, his favorite sports team was the Denver Broncos . . . Lists "Family Man" as favorite movie, "Seinfeld" as favorite television show, "Lone Survivor" as favorite book and Dave Matthews as favorite recording artist . . . Read to kids at Lee County, Fla., library . . . Brother, Ryan, currently is a defensive end with Buffalo after the Bills made him a second-round draft choice in 2002 . . . Took part in the inaugural Miami Dolphins Touchdown For Life Blood Drive . . . Joined Special Teams volunteers at Feeding South Florida for the Stamp Out Hunger Food Drive . . . Full name is John S. Denney, born December 13, 1978 in Denver, Colo.

JOHN DENNEY'S NFL REGULAR SEASON STATISTICS

GAMES/STARTS: 2005: 16/0, 2006: 16/0, 2007: 16/0, 2008: 16/0, 2009: 16/0 **NFL TOTALS: 80/0**

JOHN DENNEY'S NFL PLAYOFF STATS STATISTICS

GAMES/STARTS: 2008: 1/0

ADDITIONAL STATS

Special Teams Tackles: 5 in 2005, 5 in 2006, 3 in 2007, 4 in 2008, 7 in 2009 for total of 24 (P-1)

Special Teams Fumble Recoveries: 1 in 2006

DOLPHINS DRAFT FROM FLORIDA COLLEGES

The Dolphins have selected a player from a Florida university in 22 of the team's 44 college drafts. Overall, the Dolphins have drafted 40 players from a Florida school, most recently Florida State running back Lorenzo Booker in the third round of the 2007 draft. The University of Miami leads the way with 15 Dolphin draftees, followed by ten from the University of Florida, eight from Florida State University, four from the University of Tampa, two from Bethune-Cookman and one from Florida A&M. When the Dolphins drafted Miami's Vernon Carey in the first round in 2004, it was the first time since 1997 and the fifth time overall that the Dolphins had selected a player from a Florida school in the first round.



TIM DOBBINS

LINEBACKER

51

HEIGHT: 6-1
WEIGHT: 246
BORN: 12/10/82
COLLEGE: Iowa State '06
ACQUIRED: T, 2010 (S.D.)
NFL: Fifth Season
DOLPHINS: First Season



FINS FACT

Known primarily as a special team performer during his first four NFL seasons with the Chargers, Tim is searching for more in his first season with the Dolphins. To accomplish his goal, Tim decided it was the ideal time to change a few things about his life. "I started eating different. I stopped going out so much," Tim said. "This is my fifth year, and whatever I was doing in my first four years isn't getting it done. If I want something different I have to change some things."

PRO CAREER

CAREER TRANSACTIONS: Acquired by Dolphins on April 22, 2010 when Miami traded first-round draft choice (12th overall), fourth-round draft choice (110th overall) and sixth round draft choice (173rd overall) to San Diego for their first-round draft choice (28th overall), second-round draft choice (40th overall), fourth-round draft choice (126th overall) and Dobbins . . . Originally a fifth-round draft choice (151st overall) by the San Diego Chargers in the 2006 NFL Draft.

2009 - Played in 14 games with two starts . . . Finished with 55 tackles (39 solo), one sack, an interception and four special teams tackles . . . Was awarded game ball after interception and a career-high 14 tackles at Kansas City (10/25) . . . Recorded a quarterback pressure that led to a safety in win vs. Kansas City (11/29) . . . Was awarded game ball at Dallas (12/13) for hand in second, third and fourth-down stops during key goal line stand.

2008 - Played in all 16 regular season games with a career-high eight starts . . . Finished with 78 tackles (42 solo), an interception and 13 special teams tackles . . . Notched interception in third quarter at Oakland (9/28) which led to Chargers' first touchdown of the game, helping erase 15-0 deficit en route to a 28-18 win . . . Started first-career game at inside linebacker vs. New England (10/12) . . . Paced squad with a season-high 13 tackles and a forced fumble in NFL International Series game against New Orleans in London (10/26) . . . Led team with a season-high four special teams tackles vs. Denver (12/28) . . .

PLAYOFFS: Started both playoff games . . . Finished with eight tackles (four solo) and a sack . . . Made key eight-yard sack of Peyton Manning at Colts' one on 3rd down late in the fourth quarter of AFC Wild Card playoff game vs. Indianapolis (1/3/09) . . . Chargers then drove for the game-tying field goal before winning game, 23-17, on first series of overtime.

2007 - Played in all 16 games . . . Finished with 16 tackles (nine solo) and a pass defended . . . Added 12 special teams tackles . . . Recorded nine stops at inside linebacker after Matt Wilhelm (calf) left the contest in the first quarter at New England (9/16) . . . Had a forced fumble on special teams and team-high three stops in win vs. Detroit (12/16) . . .

PLAYOFFS: Played a reserve role in all three playoff games . . . Led the team with two special teams tackles in AFC Championship Game at New England (1/20/08).

2006 - Played in all 16 games as a rookie . . . Notched a career-high 18 special teams tackles . . . Added four tackles on defense . . . Scored first-career touchdown, recovering muffed punt in the end zone vs. Arizona (12/31).

COLLEGE

Two-year letterman at Iowa State (2004-05) . . . Named first-team All-Big 12 as a senior after earning honorable mention accolades as a junior . . . Was Big 12 Defensive Newcomer of Year in 2004 . . . Spent 2002-03 seasons at

Copiah-Lincoln Junior College in Mississippi . . . Finished junior college career with 210 tackles, 13 sacks and four interceptions . . . All-state honorable mention in Mississippi Association of Community and Junior Colleges as a sophomore Majored in sociology.

PERSONAL

Attended Glenciff High School in Nashville, Tenn . . . Was an All-State linebacker . . . Selected to play in the 2002 Tennessee-Kentucky All-Star Game in Knoxville . . . Born December 10, 1982 in Nashville, Tennessee.

TIM DOBBINS' NFL REGULAR SEASON STATISTICS

YEAR	TEAM	GP	GS	TACKLES					INTERCEPTIONS					FUMBLES				
				TOT	SOLO	ASST	SK	YDS	NO	YDS	LG	TD	PD	FF	FR	YDS		
2006	San Diego	16	0	4	0	4	0.0	0.0	0	0	0	0	0	0	0	0	0	0
2007	San Diego	16	0	16	9	7	0.0	0.0	0	0	0	0	1	0	0	0	0	0
2008	San Diego	16	8	78	42	36	0.0	0.0	1	4	4	0	4	3	0	0	0	0
2009	San Diego	14	2	55	39	16	1.0	7.0	1	13	13	0	1	1	0	0	0	0
NFL TOTALS		62	10	153	90	63	1.0	7.0	2	17	13	0	6	4	0	0	0	0

TIM DOBBINS' NFL PLAYOFF STATISTICS

YEAR	TEAM	GP	GS	TACKLES					INTERCEPTIONS					FUMBLES				
				TOT	SOLO	ASST	SK	YDS	NO	YDS	LG	TD	PD	FF	FR	YDS		
2006	San Diego	1	0	0	0	0	0.0	0.0	0	0	0	0	0	0	0	0	0	0
2007	San Diego	3	0	0	0	0	0.0	0.0	0	0	0	0	0	0	0	0	0	0
2008	San Diego	2	2	8	4	4	1.0	8.0	0	0	0	0	0	0	0	0	0	0
2009	San Diego	1	0	0	0	0	0.0	0.0	0	0	0	0	0	0	0	0	0	0
PLAYOFF TOTALS		7	2	8	4	4	1.0	8.0	0	0	0	0	0	0	0	0	0	0


ADDITIONAL STATS

Special Teams Touchdowns: Recovered muffed punt in end zone vs. Arizona in 2006

Special Teams Tackles: 18 in 2006, 12 in 2007, 13 in 2008, 4 in 2009 for total of 47

Special Teams Forced Fumbles: 1 in 2007

Special Teams Fumble Recoveries: 1 in 2006, 2 in 2007 for total of 3



LIONEL DOTSON

DEFENSIVE END

71

HEIGHT: 6-4
WEIGHT: 290
BORN: 2/11/85
COLLEGE: Arizona '08
ACQUIRED: D7, 2008
NFL: Third Season
DOLPHINS: Third Season



FINS FACT

Lionel is not only at the top of his profession in football, but he has also excelled off the field as he is an Eagle Scout. In order to attain the Eagle Scout level, one must earn at least 21 merit badges and demonstrate Scout spirit, service and leadership. An Eagle Scout is the highest rank attainable in the Boy Scouting program of the Boy Scouts of America. Those who attain this rank are called an Eagle Scout or Eagle and the title is held for life, thus the phrase "Once an Eagle, always an Eagle."

PRO CAREER

CAREER TRANSACTIONS: Originally a seventh-round (245th overall) draft choice of the Dolphins in 2008.

2009 - Played in a reserve role in two games and was inactive for 14 games . . . Finished season with two tackles . . . Made season debut in a reserve role at New England (11/8) and had two tackles.

2008 - Played in a reserve role in two games and was inactive for 14 games . . . Made his Dolphins and NFL debut in a reserve role vs. Baltimore (10/19) and recorded his first NFL tackle . . . Also played at St. Louis (11/30), but did not register a tackle.

COLLEGE

Was a four-year letterman at Arizona (2004-07), starting 32 of 40 career games . . . Finished his career with 121 tackles (73 solo), 10.5 sacks and 14.5 tackles for loss . . . Also recovered a fumble, forced three others and deflected four passes . . . Started all 12 games as a senior in 2007 . . . Earned second-team All-Pac-10 honors . . . Recorded 50 tackles (36 solo), as he led the team with 6.5 sacks and ranked second with nine tackles for loss . . . Also forced a fumble and broke up a pass . . . Played in 11 games with 10 starts as a junior in 2006 . . . Earned honorable mention All-Pac-10 honors . . . Finished with 31 tackles (15 solo), two tackles for loss and one sack . . . Also forced a fumble . . . Played in 10 games with four starts as a sophomore in 2005 . . . Recorded 21 tackles (10 solo), a forced fumble and a fumble recovery . . . Posted season-high five tackles against Washington . . . Played in seven games with six starts as a redshirt freshman in 2004 . . . Registered 19 tackles (12 solo), 3.5 tackles for loss and three sacks . . . Had five tackles, including 1.5 tackles for loss and a sack against Arizona State . . . Redshirted during 2003 and was a member of the defensive scout team . . . Earned degree in sociology.

PERSONAL

Attended Dobie High School in Houston, Texas . . . Was a two-year letterman in football and basketball . . . Recorded 50 tackles and 13 sacks during his senior year . . . Earned first-team all-district honors in basketball as a junior center, and selected for Texas High School Coaches All-Star basketball game his senior year . . . Nominated for the U.S. Army All-American Bowl high school game . . . Received the U.S. Marine Corps Award for distinguished athletes . . . Nicknamed "L-Train," by his college teammates for his non-stop motor . . . Is an Eagle Scout . . . Has worked with Jack & Jill of America, a community service group for young people aiding the elderly . . . Also volunteered with the Salvation Army and at hospitals and nursing homes . . . Comes from an athletic family: grandfather, Leon Bedford, played football at Southern University; father, Lionel, was a basketball player at the University of Houston; uncle, Vance Bedford, played football for the University of Texas and the St. Louis Cardinals (1982) and is currently the defensive backs coach at the University of Florida . . . Hobbies include playing video games, listening to music and going to the movies . . . Growing up, was a fan of Warren Sapp and John Randle . . . Lists "Family Guy" as favorite television show and R. Kelly as favorite recording artist . . . Has participated in the Miami Dolphins Foundation Fishing Tournament . . . Full name is Lionel Eugene Dotson, Jr., born February 11, 1985 in Houston, Texas.

LIONEL DOTSON'S NFL REGULAR SEASON STATISTICS

YEAR	TEAM	GP	GS	TACKLES					INTERCEPTIONS					FUMBLES			
				TOT	SOLO	ASST	SK	YDS	NO	YDS	LG	TD	PD	FF	FR	YDS	
2008	Miami	2	0	1	1	0	0.0	0.0	0	0	-	0	0	0	0	0	0
2009	Miami	2	0	2	1	1	0.0	0.0	0	0	-	0	0	0	0	0	0
NFL TOTALS		4	0	3	2	1	0.0	0.0	0	0	-	0	0	0	0	0	0

LIONEL DOTSON'S NFL PLAYOFF STATISTICS

YEAR	TEAM	GP	GS	TACKLES					INTERCEPTIONS					FUMBLES			
				TOT	SOLO	ASST	SK	YDS	NO	YDS	LG	TD	PD	FF	FR	YDS	
2008	Miami			INACTIVE													



ANTHONY FASANO

TIGHT END

80

HEIGHT: 6-4
WEIGHT: 255
BORN: 4/20/84
COLLEGE: Notre Dame '06
ACQUIRED: T, 2008 (Dall.)
NFL: Fifth Season
DOLPHINS: Third Season



FINS FACT

In an effort to give back to the youth of the tri-state area of New York, New Jersey and Connecticut, Anthony started the "Anthony Fasano Foundation" in 2008. The Foundation, which raises money to support underprivileged children in Northern N.J., hosts an annual golf tournament and food giveaway in Montville, N.J.

PRO CAREER

CAREER TRANSACTIONS: Acquired by the Dolphins from Dallas, along with LB Akin Ayodele, on April 26, 2008 in exchange for a 2008 fourth-round draft choice (100th overall) . . . Originally was a second-round draft choice (53rd overall) of the Cowboys in 2006.

2009 - Started 14 games . . . Finished with 31 catches for 339 yards and two touchdowns . . . Led the team in receptions twice and in reception yardage once during season . . . Had team-high four catches for 38 yards and one touchdown vs. N.Y. Jets (10/12) . . . His long catch in the contest, a 21-yard reception, came on a Ronnie Brown pass from the Wildcat formation . . . Was inactive for games vs. Tampa Bay (11/15) and at Carolina (11/19) due to a hip injury . . . Led the Dolphins in receptions and reception yardage with five catches for 74 yards at Buffalo (11/29) . . . Had five catches for 67 yards vs. New England (12/6) . . . Had four catches for 36 yards and a touchdown, coming on a two-yard TD reception from Chad Henne at Tennessee (12/20) . . . The TD catch came on a 4th-and-one on the Tennessee two-yard line with 1:34 left in the 4th quarter to complete the Dolphins' comeback from a 24-9 deficit at the start of the quarter to tie the contest (following the subsequent two-point conversion) at 24-24 in a game the Dolphins eventually lost in overtime 27-24 . . . Had two catches for 41 yards, including a 27-yard reception, the longest catch of his career, vs. Pittsburgh (1/3/10).

2008 - Started all 16 regular season games . . . Recorded career-high totals of 34 catches for 454 yards and a team-high seven touchdown receptions . . . Led the team in receptions once and in receiving yardage twice . . . Made his Dolphins debut in a starting role and led the team in both receptions and receiving yardage with eight catches for 84 yards and a touchdown vs. N.Y. Jets (9/7) . . . His first Dolphins touchdown came on a five-yard pass from Chad Pennington . . . His performance against the Jets represented single-game career highs in receptions and receiving yards . . . His reception yardage total was the most by a Dolphins tight end since Randy McMichael had 87 yards at the N.Y. Jets on Nov. 1, 2004 . . . Fasano's eight receptions tied for the second highest single-game figure by a Dolphins tight end, behind only McMichael's nine catches vs. Cleveland on Dec. 26, 2004:

MOST RECEPTIONS BY A DOLPHIN TIGHT END IN A GAME

PLAYER	OPPONENT	DATE	RECEPTIONS
1. Randy McMichael	vs. Cleveland	Dec. 26, 2004	9
2. Larry Seiple	at Buffalo	Dec. 16, 1969	8
Keith Jackson	at San Diego*	Jan. 8, 1995	8
Randy McMichael	vs. New England	Oct. 19, 2003	8
Randy McMichael	vs. Tennessee	Sept. 11, 2004	8
Randy McMichael	at N.Y. Jets	Sept. 18, 2005	8
Randy McMichael	at N.Y. Jets	Oct. 15, 2006	8
ANTHONY FASANO	VS. N.Y. JETS	SEPT. 7, 2008	8

In that contest against the Jets, Fasano combined with fellow tight end David Martin, who recorded four catches for 53 yards and one TD, for a total of 12 catches for 137 yards and two touchdowns . . . The 12 receptions were the most ever by a Dolphins tight end tandem, surpassing the previous mark of 11 catches, set on Sept. 18, 2005 by Randy McMichael (eight catches) and Lorenzo Diamond (3) . . . With Fasano and Martin each catching a touchdown pass, it was the first time two Dolphins tight ends caught at least one TD pass apiece in the same game since October 29, 2005 at Buffalo when McMichael and Will Heller each had a TD catch . . . Recorded three catches for team-high 66 yards and one touchdown at New England (9/21), with the touchdown coming on a 19-yard option pass from Ronnie Brown . . . His TD reception from Brown was the first completion by a non-quarterback for the Dolphins since Marty Booker tossed a 48-yard completion to Chris Chambers vs. St. Louis on Oct. 24, 2004 . . . It was the first touchdown pass by a non-quarterback for the Dolphins since Terry Kirby tossed a 31-yard TD pass to Irving Fryar at New England on Sept. 19, 1995 . . . Had three catches for 47 yards vs. San Diego (10/5) . . . Hauled in two catches for 17 yards and one touchdown vs. Buffalo (10/26), his touchdown came on a two-yard TD pass from Chad Pennington . . . Continued to be a reliable receiver as he had three catches for 36 yards, including a 20-yard touchdown pass, vs. Buffalo in Toronto (12/7) . . . Recorded three catches for 47 yards and a career-high two touchdown receptions, coming on two 14-yard TD passes from Chad Pennington, at Kansas City (12/21) . . . It was the first time a Dolphins tight end had two touchdown catches in the same game since Oct. 14, 2007 when David Martin had TD receptions of 14 and four yards . . . Overall, Fasano became the eighth Dolphins tight end to have two TD catches in a game, a feat which has happened 12 times in the regular season and 16 times overall, including playoffs . . . With David Martin also catching a touchdown pass in the Chiefs game, it was the third time two Dolphin tight ends caught at least one TD pass apiece in the same game in 2008 . . . Had three catches for 39 yards and one touchdown at N.Y. Jets (12/28), as the Dolphins captured the AFC East Division title . . . His touchdown reception, coming on a 20-yard pass from Chad Pennington, was Fasano's seventh of the year, tying Keith Jackson (1994) for the team record for most TD catches by a Dolphins tight end in a season . . . Started and played but did not record a reception vs. Baltimore (1/4/09) during the AFC Wild Card playoff game.

AMONG DOLPHINS TIGHT ENDS: With seven touchdown receptions, Fasano is tied for the highest single-season total of touchdown catches by a tight end in Dolphins history, along with Keith Jackson, who had seven TD catches in 1994:

MOST SINGLE-SEASON TD RECEPTIONS BY A DOLPHIN TIGHT END

	PLAYER	YEAR	TD RECEPTIONS
1.	Keith Jackson	1994	7
	ANTHONY FASANO	2008	7
3.	Jim Mandich	1974	6
	Keith Jackson	1993	6

In addition, with Fasano's seven scoring catches, along with three by David Martin and one by Joey Haynos, the 11 total TD receptions the trio accounted for is tied for the highest total of TD receptions by Dolphins tight ends in a single season:

MOST SINGLE-SEASON TD RECEPTIONS BY DOLPHIN TIGHT ENDS

	YEAR	PLAYERS	TD RECEPTIONS
1.	1985	Bruce Hardy (4), Joe Rose (4), Don Johnson (3)	11
	2008	ANTHONY FASANO (7), DAVID MARTIN (3), JOEY HAYNOS (1)	11
3.	1984	Bruce Hardy (5), Don Johnson (3), Joe Rose (2)	10

Fasano (454 yards), Martin (450) and Joey Haynos (22) combined for 926 total receiving yards on the year, accounting for the highest total of receiving yards by Dolphins tight ends in a single season:

MOST SINGLE-SEASON RECEIVING YARDS BY DOLPHIN TIGHT ENDS

	YEAR	PLAYERS	YARDS
1.	2008	ANTHONY FASANO (454), DAVID MARTIN (450), JOEY HAYNOS (22)	926
2.	2004	Randy McMichael (791), Donald Lee (110)	901
3.	1984	Don Johnson (426), Bruce Hardy (257), Joe Rose (195)	878

2007 - Played in all 16 regular season games, including six starts with Dallas . . . Caught 14 passes for 143 yards and a touchdown . . . Blocking was critical as the Cowboys averaged 4.2 yards per rush attempt, including a 4.8-yard mark by Marion Barber (204-975) . . . Of his 14 catches on the year, six were good for a first down . . . Accounted for a season-long 26-yard reception vs. New England (10/14) . . . Tied that career-long vs. Green Bay (11/29), as his 26-yarder that day was good for his first career touchdown as the Cowboys went on for a 37-27 victory over the Packers . . . In finale at Washington (12/30) had three receptions for 15 yards . . . Started Divisional Playoff game vs. N.Y. Giants (1/13/08) and caught one pass for five yards.

2006 - Played in all 16 regular season games with five starts . . . Totaled 14 receptions for 126 yards . . . Blocking proved key as Julius Jones rushed for 1,084 yards . . . Started opener at Jacksonville (9/10), becoming just the third rookie tight end in club history to start in the opener . . . In second career outing, vs. Washington (9/17), tallied his first NFL receptions with three catches for 39 yards . . . Also had three catches (11 yards) at Carolina (10/29) . . . Had a season-long 22-yard reception vs. Indianapolis (11/19) . . . Played in a reserve role in First-Round Playoff game at Seattle (1/6/07) . . . Did not have any receptions.

COLLEGE

Played three years at Notre Dame (2003-05) during which time he tallied 92 receptions for 1,112 yards and eight touchdowns . . . Ranks second among tight ends on the Notre Dame all-time list for both receptions and receiving yards . . . As a senior, he was one of three finalists for the John Mackey Award as college football's top tight end . . . That year, he put together career-high figures of 47 catches and 576 yards . . . Had a reception in each of his final 20 collegiate appearances . . . Did not play as a freshman in 2002 . . . Graduated with a degree in marketing.

PERSONAL

Attended Verona (N.J.) High School where he was a four-year letterman in football as a tight end and linebacker . . . Served as team captain his final two years . . . As a senior, caught 78 passes for 1,460 yards and a county-record 23 touchdowns as he helped the school to the state title among Group 1 schools . . . Threw the game-winning PAT in the 2001 state title game . . . Finished his career with a county-record 42 touchdown receptions . . . Also lettered in basketball and was team captain his final two years . . . Was a two-time all-state selection in track and won the New Jersey Group I state championship in the javelin in his first year competing in the event . . . Also played on the school's baseball team and in his first outing as a freshman pitcher, tossed a one-hitter . . . Has participated in the Miami Dolphins Foundation's Kids Fishing Clinic and Fishing Tournament . . . Shopped with a family in need selected by the Cooperative Feeding Program and shopped with children in need from local schools as part of the Kids and Fins Publix Shopping Spree . . . Took part in the inaugural Miami Dolphins Touchdown For Life Blood Drive . . . Full name is Anthony Joseph Fasano, born April 20, 1984 in Verona, N.J.

ANTHONY FASANO'S NFL REGULAR SEASON STATISTICS

YEAR	TEAM	GP		RECEIVING						RUSHING				
		GS	NO.	YDS.	AVG.	LG	TD	ATT.	YDS.	AVG.	LG	TD		
2006	Dallas	16	5	14	126	9.0	22	0	0	0	-	-	0	
2007	Dallas	16	6	14	143	10.2	26t	1	0	0	-	-	0	
2008	Miami	16	16	34	454	13.4	24	7	0	0	-	-	0	
2009	Miami	14	14	31	339	10.9	27	2	0	0	-	-	0	
NFL TOTALS		62	41	93	1062	11.4	27	10	0	0	-	-	0	
MIAMI TOTALS		30	30	65	793	12.2	27	9	0	0	-	-	0	

ANTHONY FASANO'S NFL PLAYOFF STATISTICS

YEAR	TEAM	GP		RECEIVING						RUSHING				
		GS	NO.	YDS.	AVG.	LG	TD	ATT.	YDS.	AVG.	LG	TD		
2006	Dallas	1	0	0	0	-	-	0	0	0	-	-	0	
2007	Dallas	1	1	1	5	5.0	5	0	0	0	-	-	0	
2008	Miami	1	1	0	0	0.0	0	0	0	0	-	-	0	
PLAYOFF TOTALS		3	2	1	5	5.0	5	0	0	0	-	-	0	

ADDITIONAL STATS

Miscellaneous Tackles: 3 in 2009

SINGLE-GAME HIGHS

Receptions:	8	vs. N.Y. Jets, 9/7/08
	5	at Buffalo, 11/29/09
	5	vs. New England, 12/6/09
Receiving Yards:	84	vs. N.Y. Jets, 9/7/08
	74	at Buffalo, 11/29/09
	67	vs. New England, 12/6/09
Longest Receptions:	27	vs. Pittsburgh, 1/3/10
	26	vs. New England, 10/14/07
	26t	vs. Green Bay, 11/29/07
Touchdowns:	2	at Kansas City, 12/21/08

2006 GAME-BY-GAME STATISTICS (Dallas)

DATE	OPPONENT	P/S	RECEIVING				RUSHING				W/L	SCORE
			NO.	YDS.	LG	TD	ATT.	YDS.	LG	TD		
9/10	at Jacksonville	S	0	0	-	0	0	0	-	0	L	17-24
9/17	WASHINGTON	S	3	39	14	0	0	0	-	0	W	27-10
10/1	at Tennessee	S	0	0	-	0	0	0	-	0	W	45-14
10/8	at Philadelphia	P	0	0	-	0	0	0	-	0	L	24-38
10/15	at HOUSTON	P	0	0	-	0	0	0	-	0	W	34-6
10/23	NEW YORK GIANTS	P	2	16	9	0	0	0	-	0	L	22-36
10/29	at Carolina	P	3	11	5	0	0	0	-	0	W	35-14
11/5	at Washington	S	2	16	11	0	0	0	-	0	L	19-22
11/12	at Arizona	P	0	0	-	0	0	0	-	0	W	27-10
11/19	INDIANAPOLIS	P	1	22	22	0	0	0	-	0	W	21-14
11/23	TAMPA BAY	P	1	9	9	0	0	0	-	0	W	35-10
12/3	at New York Giants	S	0	0	-	0	0	0	-	0	W	23-20
12/10	NEW ORLEANS	P	0	0	-	0	0	0	-	0	L	14-42
12/16	at Atlanta	P	0	0	-	0	0	0	-	0	W	38-28
12/25	PHILADELPHIA	P	2	13	7	0	0	0	-	0	L	7-23
12/31	DETROIT	P	0	0	-	0	0	0	-	0	L	31-39
1/6/07	at Seattle#	P	0	0	-	0	0	0	-	0	L	20-21
2006 TOTALS		16-5	14	126	22	0	0	0	-	0	9-7	
PLAYOFF TOTALS		1-0	0	0	-	0	0	0	-	0	0-1	

2007 GAME-BY-GAME STATISTICS (Dallas)

DATE	OPPONENT	P/S	RECEIVING				RUSHING				W/L	SCORE
			NO.	YDS.	LG	TD	ATT.	YDS.	LG	TD		
9/9	N.Y. GIANTS	P	0	0	-	0	0	0	-	0	W	45-35
9/16	at Miami	P	1	12	12	0	0	0	-	0	W	37-20
9/23	at Chicago	P	1	3	3	-	0	0	-	0	W	34-10
9/30	ST. LOUIS	S	1	14	14	0	0	0	-	0	W	35-7
10/8	at Buffalo	P	1	2	2	0	0	0	-	0	W	25-24
10/14	NEW ENGLAND	S	1	26	26	0	0	0	-	0	L	27-48
10/21	MINNESOTA	P	2	14	10	0	0	0	-	0	W	24-14
11/4	at Philadelphia	S	0	0	-	0	0	0	-	0	W	38-17
11/11	at New York Giants	S	1	9	9	0	0	0	-	0	W	31-20
11/18	WASHINGTON	P	0	0	-	0	0	0	-	0	W	28-23
11/22	NEW YORK JETS	P	0	0	-	0	0	0	-	0	W	34-3
11/29	GREEN BAY	P	1	26	26t	1	0	0	-	0	W	37-27
12/9	at Detroit	P	1	1	1	0	0	0	-	0	W	28-27
12/16	PHILADELPHIA	P	1	10	10	0	0	0	-	0	L	6-10
12/22	at Carolina	S	1	12	12	0	0	0	-	0	W	20-13
12/30	at Washington	S	3	15	9	0	0	0	-	0	L	6-27
1/13/08	N.Y. GIANTS#	S	1	5	5	0	0	0	-	0	L	17-21
2007 TOTALS		16-6	15	148	26t	1	0	0	-	0	13-3	
PLAYOFF TOTALS		1-1	1	5	5	0	0	0	-	0	0-1	

2008 GAME-BY-GAME STATISTICS (Miami)

DATE	OPPONENT	P/S	RECEIVING				RUSHING				W/L	SCORE
			NO.	YDS.	LG	TD	ATT.	YDS.	LG	TD		
9/7	NEW YORK JETS	S	8	84	17	1	0	0	0	0	L	14-20
9/14	at Arizona	S	0	0	0	0	0	0	0	0	L	10-31
9/21	at New England	S	3	66	24	1	0	0	0	0	W	38-13
10/5	SAN DIEGO	S	3	47	20	0	0	0	0	0	W	17-10
10/12	at Houston	S	1	12	12	0	0	0	0	0	L	28-29
10/19	BALTIMORE	S	2	25	16	0	0	0	0	0	L	13-27
10/26	BUFFALO	S	2	17	15	1	0	0	0	0	W	25-16
11/2	at Denver	S	2	37	24	0	0	0	0	0	W	26-17
11/9	SEATTLE	S	1	17	17	0	0	0	0	0	W	21-19
11/16	OAKLAND	S	0	0	0	0	0	0	0	0	W	17-15
11/23	NEW ENGLAND	S	0	0	0	0	0	0	0	0	L	28-48
11/30	at St. Louis	S	1	7	7	0	0	0	0	0	W	16-12
12/7	at Buffalo	S	3	36	20t	1	0	0	0	0	W	16-3
12/14	SAN FRANCISCO	S	2	20	12	0	0	0	0	0	W	14-9
12/21	at Kansas City	S	3	47	19	2	0	0	0	0	W	38-31
12/28	at New York Jets	S	3	39	20t	1	0	0	0	0	W	38-31
1/4/09	BALTIMORE#	S	0	0	0	0	0	0	0	0	L	9-27
2008 TOTALS			16-16	34	454	24	7	0	0	0	0	11-5
PLAYOFF TOTALS			1-1	0	0	0	0	0	0	0	0	0-1

2009 GAME-BY-GAME STATISTICS (Miami)


DATE	OPPONENT	P/S	RECEIVING				RUSHING				W/L	SCORE
			NO.	YDS.	LG	TD	ATT.	YDS.	LG	TD		
9/13	at Atlanta	P	2	10	10	0	0	0	0	0	L	7-19
9/21	INDIANAPOLIS	P	1	1	1	0	0	0	0	0	L	23-27
9/27	at San Diego	P	0	0	0	0	0	0	0	0	L	13-23
10/4	BUFFALO	P	1	7	7	0	0	0	0	0	W	38-10
10/12	NEW YORK JETS	P	4	38	21	1	0	0	0	0	W	31-27
10/25	NEW ORLEANS	P	3	21	14	0	0	0	0	0	L	34-46
11/1	at New York Jets	P	2	16	10	0	0	0	0	0	W	30-25
11/8	at New England	S	1	20	18	0	0	0	0	0	L	17-27
11/15	TAMPA BAY			INACTIVE							W	25-23
11/19	at Carolina			INACTIVE							W	24-17
11/29	at Buffalo	P	5	74	18	0	0	0	0	0	L	14-31
12/6	NEW ENGLAND	P	5	67	19	0	0	0	0	0	W	22-21
12/13	at Jacksonville	S	0	0	0	0	0	0	0	0	W	14-10
12/20	at Tennessee	P	4	36	18	1	0	0	0	0	L	24-27*
12/27	HOUSTON	P	1	8	8	0	0	0	0	0	L	20-27
1/3/10	PITTSBURGH	P	2	41	27	0	0	0	0	0	L	24-30
2009 TOTALS			14-14	31	339	27	2	0	0	0	0	7-9

- Playoff Game

* - Overtime

LINEBACKER U

With the selection of linebackers Koa Misa, A.J. Edds, Chris McCoy and Austin Spitler in the 2010 draft, Miami drafted four linebackers for the first time in the same draft since 1997, when they picked Derrick Rodgers (3rd, 92), Ronnie Ward (3rd, 93), John Fiala (6th, 166) and Mike Crawford (6th, 173). The team also chose four linebackers in 1992 and 1984. In 1992, the Dolphins selected Marco Coleman (1st, 12), Dwight Hollier (4th, 97), Roosevelt Collins (6th, 155) and Andre Powell (8th, 209). In 1984, Miami chose Jackie Shipp (1st, 14), Jay Brophy (2nd, 53) Rowland Tatum (6th, 165) and Mike Weingrad (12th, 333).



JASON FERGUSON

DEFENSIVE TACKLE

95

HEIGHT: 6-3
WEIGHT: 310
BORN: 11/28/74
COLLEGE: Georgia '97
ACQUIRED: T, 2008 (Dal.)
NFL: 14th Season
DOLPHINS: Third Season



FINS FACT

In 2007, Jason started the "Jason Ferguson Foundation," whose goal is to raise awareness and educate people about diabetes. Through the foundation, free blood tests and information are available. It's something that hits close to home for him, as both his father and grandfather have diabetes. This fact has taught Jason how to eat the right kinds of foods, one thing that he attributes to his longevity in the NFL.

PRO CAREER

CAREER TRANSACTIONS: Was acquired by the Dolphins in a trade with Dallas which also involved the exchange of 2008 sixth-round draft choices . . . Signed with Dallas as an unrestricted free agent on March 3, 2005 . . . Originally was a seventh-round draft choice (229th overall) of the Jets in 1997.

2009 - Started nine games . . . Finished with 23 tackles (15 solo) and a pass defended . . . Had two tackles for loss vs. N.Y. Jets (10/12) . . . Had seven tackles vs. New Orleans (10/25) . . . Was inactive at New England (11/8) due to an elbow injury . . . Suffered a season-ending quad injury at Carolina (11/19) . . . Placed on injured reserve on November 23.

2008 - Saw action in all 16 games, starting 13 . . . Finished the season with 22 tackles (18 solo) . . . Made his Dolphins debut vs. N.Y. Jets (9/7) . . . Had four tackles at Arizona (9/14) . . . Was part of a record-setting defensive unit at Denver (11/2) that helped limit the Broncos to 14 rushing yards, a Dolphins single-game team defensive record . . . Posted four tackles vs. San Francisco (12/14) . . . Registered season-high five tackles during the AFC Wild Card Playoff game against Baltimore (1/4/09).

2007 - Started season-opener vs. N.Y. Giants (9/9) . . . Sustained a torn right biceps tendon in the game and was placed on the team's injured reserve list on September 11 . . . When he was on I/R for season second week, at Miami (9/16), it ended a string of 81 straight league games in which he had played.

2006 - Started all 16 regular season games . . . Produced 64 tackles and a pass defended . . . Part of a defense that placed 10th in the NFL against the run (103.7 ypg) . . . In fact, unit allowed less than a 4.0-yard average per rush attempt seven times and less than a 3.0-yard mark on four occasions . . . Tackle total led all Cowboys linemen . . . Against Philadelphia on Christmas Day, posted a season-high nine tackles.

2005 - Appeared in 16 games with five starts in his first season with the Cowboys . . . Registered 42 tackles, a sack, a pass defended and a fumble recovery . . . Key part of a unit that ranked 10th in the NFL in overall defense . . . Tackle total ranked second among Cowboys linemen . . . In 34-31 win at San Francisco (9/25), batted a pass that was then intercepted by Al Singleton at the Dallas 31-yard line . . . In 16-13 win over N.Y. Giants (10/16), recovered a Plaxico Burress fumble at the Giants' 19 . . . First start as a Cowboy came at N.Y. Giants (12/4) when he tallied a season-high six tackles while also posting his lone sack of the season . . . In fact, started the final five games of the year.

2004 - Started 15 of the 16 games that he played in his final season with the Jets . . . Accumulated 60 tackles, 3.5 sacks and two forced fumbles . . . Part of a defense that ranked seventh overall in the NFL (304.9 ypg) and fifth against the run (97.9 ypg) . . . Had five tackles, a sack and a forced fumble at Miami (10/3) . . . Sack and forced fumble occurred on the same

play when he dropped Jay Fiedler for a 3-yard loss with the loose ball being recovered by John Abraham with 1:47 to play as the Jets held on for a 17-9 victory . . . Tied a career high with two sacks in Monday night game against Miami (11/1) . . . Played in 100th regular season game of NFL career in contest vs. New England (12/26) . . . Started both playoff contests following the season and notched 12 tackles and two sacks . . . Had a sack apiece in First-Round playoff win at San Diego (1/8/05) and Divisional contest at Pittsburgh (1/15/05) . . . Had seven tackles in the Steelers game.

2003 - Opened all 16 contests for the second year in a row . . . Recorded career-high figures of 106 tackles, 4.5 sacks and four passes defended . . . Also recovered a fumble and forced one as well . . . First fumble recovery of NFL career came in opener at Washington (9/4) when he recovered a Patrick Ramsey fumble off a John Abraham sack in the fourth quarter, leading to a Doug Brien field goal five plays later, tying the game at 13-13 . . . Was named AFC Defensive Player of the Week in the Jets' 30-3 win over Buffalo (10/12) when he collected nine tackles, including a career-high two sacks as the Jets held the Bills to 193 yards of total offense . . . Added a pass defended and a forced fumble in the game . . . Turned in a career-high 10 tackles at Oakland (11/9) . . . Also had a sack later in the year at Buffalo (12/7) . . . Had four tackles and a half-sack at Miami (12/28).

2002 - After missing all of 2001, returned to action and started all 16 games . . . Produced the highest tackle total of his career to that point (now 2nd) with 79 . . . Added three sacks and three passes defended . . . Sack total was fifth on the team . . . Had eight tackles and 1.5 sacks in the Jets' 37-31 overtime victory at Buffalo (9/8) in the season-opener . . . His entire sack total came in the second half . . . Had a season-high nine tackles, including a half-sack, two weeks later at Miami (9/22) . . . Posted a sack at Oakland (12/2) . . . Started both playoff games following the season . . . Tallied five tackles.

2001 - Spent the entire year on injured reserve after sustaining a torn right rotator cuff in training camp . . . Subsequently underwent surgery and was placed on injured reserve on September 3.

2000 - Started 11 of the 15 games in which he appeared . . . Tallied 45 tackles, a sack and a pass defended . . . Was inactive for game vs. Pittsburgh (10/8) with a sprained ankle . . . Returned the following week at New England (10/15) to record his only sack of the year . . . Came up with a season-high eight tackles vs. Denver (11/5).

1999 - Started all nine games in which he played . . . Recorded 33 tackles, a sack and two forced fumbles . . . Posted a season-high six tackles in opener vs. New England (9/12) . . . Sustained an ankle injury in the game and was inactive for the next three weeks . . . Had forced fumbles in games vs. Jacksonville (10/11) and at Oakland (10/24) . . . Served a four-game NFL suspension, missing contests 10-13 . . . Lone sack of season came in finale vs. Seattle (1/2/00).

1998 - Started all 16 regular season games . . . Registered 63 total tackles, four sacks and a forced fumble . . . Part of a defense that ranked seventh in the NFL, yielding an average of 293.7 yards per game . . . Also blocked a PAT, which came in opener at San Francisco (9/6) . . . Tackle total tied for fifth on team and was the most among Jets linemen . . . Sack figure was second among Jets linemen, trailing only the six by DE Anthony Pleasant . . . Led team with a season-high nine tackles vs. Baltimore (9/13) . . . Posted seven stops and 1.5 sacks in 24-3 win at Tennessee (11/22) as the Jets held the Oilers to 223 yards of total offense . . . It also marked the first of three games over a four-week span in which he had a hand in a sack . . . Also notched a sack two weeks later at Miami (12/13) . . . Opened both playoff games and totaled seven tackles and a pass defended, all of which came in Divisional game vs. Jacksonville (1/10/99).

1997 - As a rookie, played in 13 games with one start . . . Posted 32 tackles and 3.5 sacks . . . His sack total ranked third on the club, trailing only the eight by LB Mo Lewis and the four by DE Hugh Douglas . . . Was inactive for the first two games of the year before making his NFL debut in week three contest at New England (9/14) . . . Was credited with a half-sack when he shared a sack of Drew Bledsoe with Lewis vs. New England (10/19), a game in which he established a season high with four tackles, a figure he would also attain each of the following two weeks and three more times overall on the year . . . First full sack of career occurred two weeks later at Miami (11/9) when he tackled Dan Marino for a 10-yard loss . . . Initial start of NFL career came in finale at Detroit (12/21) when he collected three tackles, including a sack, giving him two over the final two weeks of the season as he also had one the previous week against Tampa Bay (12/14).

COLLEGE

Played two years at Georgia (1995-96) after transferring from Itawamba (Miss.) Junior College . . . In his two years at Georgia, totaled 150 tackles and 11 sacks . . . Was a first-team All-Southeastern Conference selection as a senior when he posted 81 tackles and a team-high nine sacks . . . Was a two-time all-area and all-state pick at Itawamba . . . Was a second-team JUCO All-America performer as a sophomore in 1994 when he recorded 88 tackles and 2.5 sacks . . . Majored in child and family development.

PERSONAL

Married (Gena) with two sons, Jason II and Geno . . . Attended Nettleton (Miss.) High School where he was a two-time all-North Mississippi selection and three-time all-district choice as a defensive tackle . . . Also played center for the school's basketball team and performed in the shot put as a member of the track squad . . . Purchased and gave away Thanksgiving meals and Holiday toys . . . Participated in the Miami Dolphins Foundation Fishing Tournament . . . Part of the "All-Community Team" in which he donates 20 tickets for every home game to the Boys & Girls Club of Broward County . . . Helped deliver furniture to a family selected by Miami-Dade schools as part of the team's Rooms To Go program . . . Full name is Jason O. Ferguson, born November 28, 1974 in Nettleton, Miss.

JASON FERGUSON'S NFL REGULAR SEASON STATISTICS

YEAR	TEAM	GP	GS	TACKLES					INTERCEPTIONS					FUMBLES			
				TOT	SOLO	ASST	SK	YDS	NO	YDS	LG	TD	PD	FF	FR	YDS	
1997	N.Y. Jets	13	1	32	24	8	3.5	30.5	0	0	-	0	0	0	0	0	0
1998	N.Y. Jets	16	16	63	42	21	4.0	25.0	0	0	-	0	1	1	0	0	
1999	N.Y. Jets	9	9	33	23	10	1.0	4.0	0	0	-	0	0	2	0	0	
2000	N.Y. Jets	15	11	45	34	11	1.0	0.0	0	0	-	0	1	0	0	0	
2001	N.Y. Jets	INJURED RESERVE															
2002	N.Y. Jets	16	16	79	49	30	3.0	30.0	0	0	-	0	3	0	0	0	
2003	N.Y. Jets	16	16	106	68	38	4.5	45.0	0	0	-	0	4	1	1	0	
2004	N.Y. Jets	16	15	60	40	20	3.5	28.0	0	0	-	0	0	2	0	0	
2005	Dallas	16	5	42	27	15	1.0	2.0	0	0	-	0	1	0	1	0	
2006	Dallas	16	16	64	47	17	0.0	0.0	0	0	-	0	0	0	0	0	
2007	Dallas	1	1	0	0	0	0.0	0.0	0	0	-	0	1	0	0	0	
2008	Miami	16	13	22	18	4	0.0	0.0	0	0	-	0	0	0	0	0	
2009	Miami	9	9	23	15	8	0.0	0.0	0	0	-	0	1	0	0	0	
NFL TOTALS		159	128	569	387	182	21.5	164.5	0	0	-	0	12	6	2	0	
MIAMI TOTOALS		25	22	45	33	12	0.0	0.0	0	0	-	0	1	0	0	0	

JASON FERGUSON'S NFL PLAYOFF STATISTICS


YEAR	TEAM	GP	GS	TACKLES					INTERCEPTIONS					FUMBLES			
				TOT	SOLO	ASST	SK	YDS	NO	YDS	LG	TD	PD	FF	FR	YDS	
1998	N.Y. Jets	2	2	7	4	3	0.0	0.0	0	0	-	0	1	0	0	0	
2002	N.Y. Jets	2	2	5	4	1	0.0	0.0	0	0	-	0	0	0	0	0	
2004	N.Y. Jets	2	2	12	8	4	2.0	16.0	0	0	-	0	0	0	0	0	
2006	Dallas	1	1	2	2	0	0.0	0.0	0	0	-	0	0	0	0	0	
2007	Dallas	INJURED RESERVE															
2008	Miami	1	1	5	5	0	0.0	0.0	0	0	-	0	0	0	0	0	
PLAYOFF TOTALS		8	8	31	23	8	2.0	16.0	0	0	-	0	1	0	0	0	

ADDITIONAL STATS

Blocked Kicks: 1 PAT in 1998

SINGLE-GAME HIGHS

Tackles: 10 at Oakland, 11/9/03
Sacks: 2 vs. Buffalo, 10/12/03
 2 vs. Miami, 11/1/04



BRANDON FIELDS

PUNTER

2

HEIGHT: 6-5
WEIGHT: 236
BORN: 5/21/84
COLLEGE: Michigan State '07
ACQUIRED: D7b, 2007
NFL: Third Season
DOLPHINS: Third Season



FINS FACT

Brandon's ultimate goal is to be a chiropractor once his football career has concluded. It's not hard to understand considering the long line of chiropractors in his family. It consists of his father, David, his brother, two uncles and five cousins. "It was the only lifestyle I knew growing up," Brandon says. In addition his wife, Katie, who he married during the 2008 offseason, is currently pursuing her degree in chiropractic medicine at Palmer College of Chiropractic in Port Orange, Fla.

PRO CAREER

CAREER TRANSACTIONS: Was the second of three seventh-round draft choices of the Dolphins in 2007 (225th overall), with a pick obtained from St. Louis as compensation for signing P Donnie Jones as a restricted free agent.

2009 - Saw action in all 16 regular season games . . . On the season had 75 punts for 3,472 yards, an average of 46.3 yards per punt (and a net of 39.8 yards), with 25 punts inside the 20-yard line . . . Finished third in the AFC and sixth in the NFL in gross punting and was fourth in the AFC and eighth in the NFL in net punting . . . Had four punts for 199 yards, an average of 49.8 yards per punt, vs. N.Y. Jets (10/12) . . . Punted six times for 280 yards, an average of 46.7 yards per punt, with two punts inside the 20-yard line vs. New Orleans (10/25) . . . Recorded seven punts for 362 yards, an average of 51.7 yards per kick, with one punt inside the 20-yard line at N.Y. Jets (11/1) . . . Had punts of 66 and 59 yards in the first quarter of that Jets contest with the Dolphins deep in their territory to help keep the game scoreless in that period . . . Booted six punts for 273 yards, an average of 45.5 yards per punt, including a 62-yard kick, with three punts inside the twenty vs. Tampa Bay (11/15) . . . Punted six times for 301 yards, an average of 50.2 yards per kick, at Carolina (11/19) . . . Had three punts for 159 yards, an average of 53.0 yards per kick at Tennessee (12/20) . . .

AMONG TEAM PUNTING LEADERS: Fields' season gross average of 46.3 (46.293) yards per punt is the second-highest figure in Dolphins history, behind only John Kidd's 46.3 yard average (46.295) in 1996 . . .

HIGHEST DOLPHIN SINGLE-SEASON GROSS PUNTING AVERAGE

PLAYER	YEAR	NO.	YARDS	GROSS AVG.	TB	IN 20	LG
1. John Kidd	1996	78	3611	46.295	11	26	63
2. BRANDON FIELDS	2009	75	3472	46.293	6	25	66
3. Reggie Roby	1991	54	2466	45.7	7	17	64
4. Reggie Roby	1984	51	2281	44.7	10	15	69
5. Reggie Roby	1986	56	2476	44.2	9	13	73

Fields' net average of 39.8 yards per punt is the highest single season figure in Dolphins history, surpassing Donnie Jones' previous team record of 39.3 yards which he set in 2005:

HIGHEST DOLPHIN SINGLE-SEASON NET PUNTING AVERAGE

PLAYER	YEAR	NO.	YARDS	NET AVG.	TB	IN 20	LG
1. BRANDON FIELDS	2009	75	3472	39.8	6	25	66
2. Donnie Jones	2005	88	3827	39.3	7	31	63
3. John Kidd	1996	78	3611	38.8	11	26	63
4. Reggie Roby	1984	51	2281	38.1	10	15	69

2008 - Saw action in all 16 regular season games . . . On the season had 74 punts for 3,249 yards, an average of 43.9 yards per punt with 24 kicks inside the 20-yard line . . . Punted four times for 189 yards, an average of 47.3 yards per kick, with two punts inside the 20-yard line at New England (9/21) . . . Punted three times for 163 yards, an average of 54.3 yards per punt vs. Baltimore (10/19) . . . Had five punts for 229 yards, an average of 45.8 yards per punt, with two punts inside the 20-yard line at Denver (11/2) . . . One of his punts in that contest was for a season and career-long 71 yards . . . It tied for the sixth longest punt in Dolphins history and the longest since Matt Turk had a 77-yard punt at Buffalo on Nov. 25, 2001 . . . Over a six game stretch (Games 9-14) he had nine punts inside the 20-yard line with no touchbacks . . . Had three of his five punts land inside the 20-yard line with no touchbacks vs. San Francisco (12/14) . . . Booted three punts for 132 yards, an average of 44.0, including a long of 56 yards while landing one punt inside the 20-yard line in AFC Wild Card game against Baltimore (1/4/09).

2007 - Played in all 16 games . . . Hit 77 punts for a 43.2-yard average with a long of 61, 10 inside the 20, six touchbacks and a net of 36.6 . . . Of his 77 punts, 21 went 50 yards or longer . . . Also served as the holder on placements . . . Became the first rookie to punt in a game for the Dolphins since Brent Bartholomew appeared in the first two games of 1999 . . . Was the first Dolphins rookie to handle the punting chores on a full-time basis since Reggie Roby in 1983 . . . Fields' gross average ranked seventh in the AFC and led the four rookie punters in the NFL in 2007 . . . Had two games with a gross average of 50.0+ yards; vs. Buffalo (11/11) when he put together a 51.2-yard mark on five punts and vs. N.Y. Jets (12/2) when he had a 51.0-yard mark on three punts . . . Season-long punt of 61 yards came in the Jets game . . . Had a net average of 40.0 or better four times, including a high of 45.8 vs. New England (10/21) . . . Had a season-high 10 punts at New England (12/23) when he put together a gross average of 44.6 and a net of 39.1 . . . In fact, over the final five games of the year, claimed a net average of 38.6, more than three yards better than his 35.3 mark over the first 11 contests.

COLLEGE

Was a four-year letterman at Michigan State (2003-06) . . . Averaged 45.0 yards per punt in his career . . . Totaled 57 punts inside the 20, 24 touchbacks and a long of 79 . . . Put together a 43.3-yard average on 57 punts, with 16 inside the 20, six touchbacks and a long of 73 as a senior . . . Handled the kickoff duties for the first four games of his junior season, when he earned Academic All-Big Ten Honors for the third year in a row . . . Amassed his highest average as a sophomore in 2004 when he punted 50 times for a 47.9-yard norm, a figure which led the NCAA that year . . . Was a first-team All-America selection from several media outlets, including the Associated Press . . . Also was a finalist for the Ray Guy Award, given to the nation's top punter . . . Was a first-team Freshman All-America pick by The Sporting News in 2003 when he averaged 46.4 yards on 62 punts with a career-high 17 punts inside the 20 and career-long 79 yard punt . . . Average led the Big Ten and ranked second nationally . . . Earned Big Ten Special Teams Player of the week honors on three occasions . . . Earned degree in kinesiology in May of 2006 and began work on his master's degree during his senior season.

PERSONAL

Married (Katie) . . . Attended St. John's High School in Toledo, Ohio . . . Was a first-team all-state pick as a punter his senior year while also handling the kickoff duties . . . Lettered in basketball as well . . . Along with his wife, they hosted the Brandon Fields Youth Sports Festival on June 25-26, 2010 which benefited his recently started foundation . . . Son of Dr. David and Connie Fields . . . Father played basketball at Northwestern University . . . Lists "300" as favorite movie, "The Shield" as favorite television show, "Gates of Fire" as favorite book and Sevendust as favorite musical group . . . Participated in the Miami Dolphins Foundation's fishing and golf tournaments as well as the team's annual turkey giveaway and the "Lift Up America Food Giveaway" event . . . Took part in the inaugural Miami Dolphins Touchdown For Life Blood Drive . . . Full name is Brandon David Fields, born May 21, 1984 in Southfield, Mich.

BRANDON FIELDS' NFL REGULAR SEASON STATISTICS

YEAR	TEAM	GP	NO.	YDS.	AVG.	OPP. RET.	YDS.	NET	TB	IN20	LG	BK
2007	Miami	16	77	3,327	43.2	39	387	36.6	6	10	61	0
2008	Miami	16	74	3,249	43.9	37	485	35.5	7	24	71	0
2009	Miami	16	75	3,472	46.3	43	369	39.8	6	25	66	0
NFL TOTALS		48	226	10,048	44.5	119	1,241	37.3	19	59	71	0

BRANDON FIELDS' NFL PLAYOFF STATISTICS

YEAR	TEAM	GP	NO.	YDS.	AVG.	OPP. RET.	YDS.	NET	TB	IN20	LG	BK
2008	Miami	1	3	132	44.0	2	10	37.0	0	1	56	0

ADDITIONAL STATS

Special Teams Tackles: 1 in 2007, 2 in 2009 for total of 3

Rushing: 1 for 0 yards in 2008



J.D. FOLSOM

LINEBACKER

59

HEIGHT: 6-3

WEIGHT: 230

BORN: 8/19/84

COLLEGE: Weber State '09

ACQUIRED: D7a, '09

NFL: Second Season

DOLPHINS: Second Season




FINS FACT

J.D. fulfilled his two-year mission in Bolivia following a year of junior football at Snow Junior College in Ephraim, Utah. He described the time as a memorable one and said he learned a great deal living in a different culture. "More than anything just living on my own and just having integrity." Folsom said when asked about the visit. "I learned so much down there. It was huge to see how different people live in different parts of the world. I think that was one of the biggest things I took out of it." A zoology major at Weber State, J.D. has also expressed interest in attending veterinary school when his playing career ends.

PRO CAREER

CAREER TRANSACTIONS: Was signed to the active roster from the Dolphins practice squad on January 2, 2010 . . . Was signed to the Dolphins' practice squad on November 14, 2009 after he had been waived on November 12, 2009 . . . Was signed off the Dolphins' practice squad on November 7, 2009 . . . Had been waived on September 5, 2009 by the Dolphins and was signed to the team's practice squad the following day . . . Was originally a seventh round draft pick (214th overall selection) by the Dolphins in the 2009 draft.

2009 - Played two games . . . Recorded one special teams tackle . . . Made his NFL debut at New England (11/8) in a special teams role . . . Played in a reserve role vs. Pittsburgh (1/3/10).

COLLEGE

Two-year letterman at Weber State . . . Transferred from Snow Junior College in Ephraim, Utah in 2007 . . . Played in 12 games with six starts as a senior in 2008 . . . Recorded 76 tackles (27 solo), four tackles for loss, an interception and a forced fumble . . . Recorded eight tackles and a fumble recovery against Portland State . . . Had a season-high 14 tackles and an interception against Northern Arizona . . . Started 11 games as a junior in 2007 . . . Recorded 73 tackles (30 solo), two sacks, 5.5 tackles for loss, one fumble recovery and an interception . . . Earned All-Big Sky Conference second team honors . . . Had four double figure tackle games with a single-game best of 11 against Northern Arizona . . . Posted quarterback sacks vs. Montana State and at Northern Colorado . . . Recorded 69.5 tackles, 10 tackles for loss and three quarterback sacks at Snow in 2006 . . . Named first-team All-Western State's Football League and second-team NJCAA All-America . . . Honored as first-team NJCAA Academic All-America team . . . Helped Badgers to an 11-1 record and second ranking in the NJCAA . . . Did not play football from 2004-05 on a two-year LDS Church mission to Santa Cruz, Bolivia . . . Majored in zoology.

PERSONAL

Married (Micah), couple has a daughter, Jonnie . . . Wife was Weber State women's 2007 volleyball MVP . . . Played quarterback and linebacker at Salmon (Idaho) High School, where he earned second-team all-state honors as a senior . . . Was a national qualifier in team roping on the high school rodeo team . . . Also lettered in basketball and track . . . Older brother, Ike, is a member of the Professional Rodeo Cowboys Association . . . Growing up, Walter Payton was his favorite athlete . . . Lists "Seinfeld" as favorite television show, Book of Mormon as favorite book, George Strait as favorite recording artist and team roping and leather work as hobbies . . . Participated in the Miami Dolphins Foundation Fishing Tournament . . . Purchased and gave away Thanksgiving meals . . . Full name is John-David Jeffrey Folsom, born August 19, 1984 in Worland, Wyo.

J.D. FOLSOM'S NFL REGULAR SEASON STATISTICS

YEAR	TEAM	GP	GS	TACKLES					INTERCEPTIONS					FUMBLES			
				TOT	SOLO	ASST	SK	YDS	NO	YDS	LG	TD	PD	FF	FR	YDS	
2009	Miami	2	0	0	0	0	0.0	0.0	0	0	-	0	0	0	0	0	0

ADDITIONAL STATS

Special Teams Tackles: 1 in 2009



ANDREW GARDNER

TACKLE

63

HEIGHT: 6-6
WEIGHT: 305
BORN: 4/4/86
COLLEGE: Georgia Tech '09
ACQUIRED: D6, '09
NFL: Second Season
DOLPHINS: Second Season




FINS FACT

Andrew, a 6-6 offensive lineman, also played basketball at Sandy Creek High School in Tyrone, Georgia. The athletic two sport standout once grabbed 19 rebounds in a single game. Andrew later went on to Georgia Tech where he became an All-ACC selection for the Yellow Jackets.

PRO CAREER

CAREER TRANSACTIONS: Originally a sixth-round draft choice (181st overall) of Miami in the 2009 draft.

2009 - Played in one game . . . Was inactive for 15 contests . . . Made his NFL debut in a reserve role at Buffalo (11/29).

COLLEGE


Four-year starter at Georgia Tech . . . Started first nine games of senior season in 2008 . . . Played with a torn labrum most of the season before having season-ending surgery on his left shoulder on November 6 and missing final four games of season . . . Injury snapped 48-game consecutive starting streak (every game of his college career) . . . Earned first team All-Atlantic Coast Conference honors and was twice named the ACC Offensive Lineman of the Week . . . Started all 13 games at left tackle as a junior in 2007 . . . Named as a first-team All-ACC selection . . . Earned the first ACC Offensive Lineman of the Week in the season opener against Notre Dame . . . Started all 14 games at left tackle as a sophomore in 2006 . . . Named honorable mention All-ACC . . . Helped the Jackets rank second in the ACC in rushing . . . Started all 12 games as a freshman in 2005 . . . Was named a first-team Freshman All-America by the Football Writers' Association of America as well as Freshman All-ACC by The Sporting News . . . Also tabbed as an honorable mention Freshman All-America by TSN . . . Helped Tech lead the ACC in fewest sacks allowed and rank third in the league in rushing . . . Holds degree in management.

PERSONAL

Married to Jennifer, couple has a son . . . Attended Sandy Creek High School in Tyrone, Ga . . . Was high school teammate of WR Calvin Johnson (Lions) and DT Kedric Golston (Redskins) . . . Named as an honorable mention all-state selection (Class AAAA) and first-team all-area by the Atlanta Journal-Constitution as a senior . . . Also was an all-county basketball player who once grabbed 19 rebounds in a game . . . Growing up, the Atlanta Braves were his favorite sports team and Greg Maddux was his favorite athlete . . . Lists "The Godfather" as favorite movie, "1984" as favorite book and "311" as favorite musical group . . . Enjoys watching movies, playing video games and spending time with family in spare time . . . Full name is Andrew James Gardner, born April 4, 1986 in Chamblee, Ga.

ANDREW GARDENER'S NFL REGULAR SEASON STATISTICS

GAMES/STARTS: 2009: 1/0



NATE GARNER

TACKLE

75

HEIGHT: 6-7
WEIGHT: 325
BORN: 1/18/85
COLLEGE: Arkansas '08
ACQUIRED: Wai, 2008 (NYJ)
NFL: Third Season
DOLPHINS: Third Season



FINS FACT

With the unveiling of the "Wildcat" offense in 2008, the formation's success took many players by surprise. However Nate, having played at Arkansas, was familiar with the success. As a starter on the Razorbacks offensive line, Nate was a part of the "Wild Hog" which featured running backs Darren McFadden and Felix Jones, who became first-round draft picks of the Raiders and Cowboys, respectively. The architect of the "Wild Hog" was Dolphins quarterbacks coach David Lee, who at the time was the Razorbacks' offensive coordinator.

PRO CAREER

CAREER TRANSACTIONS: Was awarded off waivers to Miami from New York Jets on August 31, 2008 . . . Waived by New York Jets on August 30, 2008 . . . Originally a seventh-round draft choice (211th overall) of Jets in 2008.

2009 - Played in all 16 games with eight starts . . . Made NFL debut in a reserve role in season opener at Atlanta (9/13) . . . Started the final eight games of season at either left (weeks 9-12) or right guard (weeks 13-16) . . . Opened at left guard in place of the injured Justin Smiley in his first NFL start vs. Tampa Bay (11/15) . . . Started at left guard at Carolina (11/19) in place of the injured Smiley and wound up playing a total of four positions in the game: three positions on the offensive line (left guard, center and right tackle) following in-game injuries to Jake Grove and Vernon Carey, as well as a tight end on some goal line plays.

2008 - Was inactive for all 16 games and the AFC Wild Card game against Baltimore (1/4/09).

COLLEGE

Four-year letterman at Arkansas (2004-07) . . . Appeared in 37 contests during his Arkansas career . . . Started all 13 games at right tackle as a senior . . . Was a part of an offensive line that paved the way for two stellar running backs that were first round picks in the 2008 NFL Draft, Oakland's Darren McFadden (4th overall) and Dallas' Felix Jones (22nd overall) . . . Member of the Lon Farrell Academic Honor Roll for the 2003-04 academic year . . . Named a Hard Working Hog for the 2005-06 academic year . . . Majored in sociology.

PERSONAL

Married (Michelle) . . . Attended Pulaski Robinson High School in Roland, Ark . . . Named to the PrepStar All-Region IV Team . . . Participated in the Miami Dolphins Foundation's fishing and golf tournaments . . . Helped deliver furniture to a family in Homestead selected by Miami-Dade schools as part of the team's Rooms To Go program . . . Visited Homestead Air Force Base . . . Purchased and gave away Thanksgiving meals and collected donations for Haiti relief . . . Born January 18, 1985 in Roland, Ark.

NATE GARNER'S NFL REGULAR SEASON STATISTICS

GAMES/STARTS: 2008: INACTIVE; 2009: 16/8

NATE GARNER'S NFL PLAYOFF STATS STATISTICS

GAMES/STARTS: 2008: INACTIVE




JAKE GROVE

CENTER

64

HEIGHT: 6-4
WEIGHT: 300
BORN: 1/22/80
COLLEGE: Virginia Tech '04
ACQUIRED: UFA, 2008 (Oak.)
NFL: Seventh Season
DOLPHINS: Second Season



FINS FACT

Growing up on a ranch in Forest, Virginia, Jake was familiar with being around a lot of hard work and different species. Being outside in the heat and working with large animals helped him with the rigors of football practices and games. In fact, the Groves had a family dog that played a key role on the farm, helping out with the many cattle on the ranch. "Right along the time I was born, my parents had a beagle named Jake and then I came along and they named me Jake. I always give them a hard time about naming me after the dog," Jake joked.

PRO CAREER

CAREER TRANSACTIONS: Signed a multi-year contract with the Dolphins as an unrestricted free agent from Oakland on March 3, 2009 . . . Originally a second-round draft choice (45th overall) of Oakland in 2004, the first center selected overall.

2009 - Played in 12 games with ten starts . . . Opened at center for first ten games . . . Made his Dolphins debut in a start at center in season opener at Atlanta (9/13) . . . Anchored offensive line which opened holes for 239 rushing yards vs. Indianapolis (9/21) . . . Helped the Dolphins rush for 250 yards vs. Buffalo (10/4), the most rushing yards by Miami since Dec. 1, 2002 when they rushed for 270 yards at Buffalo . . . Suffered ankle injury at Carolina (11/19) which forced him to be inactive for next three games and dressed but did not play in another contest . . . Returned to action in reserve role for final two games of season.

2008 - Started 12 games at center in his final season in Oakland . . . Helped pave the way for three different running backs that rushed for more than 400 yards during the season . . . Was key member of offensive line that paved the way for Raiders running backs to rush for 300 yards, the most by a Raiders team since 1987, at Kansas City (9/14) . . . Was inactive for four contests due to calf injury (11/16-12/4) . . . Part of an outstanding all-around effort on offense vs. Houston (12/21) as Raiders running backs combined for 139 yards on the ground . . . Part of a unit that allowed just one sack and enabled JaMarcus Russell to complete 18 of 25 pass attempts for 236 yards and two touchdowns against the Texans . . . Started on an offensive line that helped the Raiders rush for 192 yards at Tampa Bay (12/28), the second-highest ground

yardage total of the season . . . In that game, helped Michael Bush rush for a career-high 177 yards and helped limit the Buccaneers defense to just one sack.

2007 - Played in seven games with two starts . . . Came into the game at center in the first quarter vs. Detroit (9/9) and helped block for three Raider touchdown drives . . . Blocked for an 8-play, 93-yard touchdown drive and a 15-play, 80-yard touchdown drive vs. Cleveland (9/23) . . . Held the line to allow Josh McCown to throw a 41-yard touchdown strike to Ronald Curry and created a hole up the middle for LaMont Jordan's one-yard touchdown run against the Browns . . . Missed final nine games of season with a knee injury.

2006 - Started all 16 games at center . . . Helped the team accumulate 194 yards rushing vs. Cleveland (10/1) . . . Contributed to an offense that gained 370 yards at San Francisco (10/8) . . . Anchored an offensive line that helped produce 395 yards of offense vs. Arizona (10/22) . . . Part of an offensive line that helped produce 307 yards of offense vs. Kansas City (12/23).

2005 - Played in 10 games, starting eight at center and guard . . . Part of an offensive line that helped produce a 3,500-yard passer (Kerry Collins), 1,000-yard receiver (Randy Moss) and 1,000-yard rusher (LaMont Jordan) . . . Started at center at New England (9/8) and helped the team gain more than 350 yards of total offense . . . Started at center, aiding an offensive line that helped amass more than 300 yards of total offense vs. Kansas City (9/18) . . . Helped provide protection for Collins to throw for more than 300 yards and two touchdowns at Philadelphia (9/25) . . . Part of an offensive line that allowed Jordan to rush for 126 yards vs. Dallas (10/2) . . . Started at left guard against the New York Jets (12/11) . . . Inactive for the final three games of the season.

2004 - Played in the final nine games of the season as a rookie, starting the last eight at RG . . . Suited up, but did not play in the first seven games before making his NFL debut at San Diego (10/31) . . . Made first career start at right guard at Carolina (11/7) . . . Helped protect Kerry Collins as he threw for more than 340 yards vs. Kansas City (12/5) . . . Provided stellar protection vs. Tennessee (12/19), which helped Collins throw for more than 370 yards and five touchdowns.

PERSONAL

Was a four-year letterman (2000-03) at Virginia Tech . . . One of three players in Virginia Tech history to earn unanimous All-American honors, joining center Jim Pyne (1993) and linebacker Corey Moore (1999) . . . Started all 14 games at center as a senior and graded out at more than 90 percent . . . Was Virginia Tech's strongest player with a nearly 500-pound bench press . . . Saw action on 565 snaps while starting 10 games at right guard as a junior in 2002 . . . Played the last eight games of the 2001 season, including the Gator Bowl, with a broken hand . . . In 2001, played in all 11 games, averaging 51 offensive snaps per game . . . Saw action in every game in 2000 and earned a winning grade in seven of the 11 regular season games . . . Redshirted as a freshman in 1999 . . . Majored in residential property management.

PERSONAL


Married to Katie, his college sweetheart, and the couple has a daughter . . . Attended Jefferson Forest High School in Forest, Va . . . Lettered two years as an offensive and defensive lineman . . . Was a first team All-American pick by Prep Star and was named the 1997 Region III and Seminole District Defensive Player of the Year . . . Was an all-district and all-region pick on both offense and defense . . . Helped the team to the state Group AA Championship Game in 1997 . . . Participated in the Miami Dolphins Foundation's Fishing Tournament and Kids Fishing Clinic . . . Full name is Charles Jacob Grove, born January 22, 1980 in Johnson City, Tenn.

JAKE GROVE'S NFL REGULAR SEASON STATISTICS

GAMES/STARTS: 2004: 9/8, 2005: 10/8, 2006: 16/16, 2007: 7/2, 2008: 12/12, 2009: 12/10
NFL TOTALS: 66/56

DEFENSIVE DRAFT

With the selections of defensive lineman Jared Odrick, linebackers Koa Misa, A.J. Edds, Chris McCoy and Austin Spitzer, cornerback Nolan Carroll and S Reshad Jones in the 2010 draft, Miami chose defensive players with seven of their first eight selections for the first time in team history. The closest the team came to this feat was 1986 and 1994 when five of their first six selections were on the defensive side of the ball.



ANDREW HARTLINE

GUARD

60

HEIGHT: 6-5
WEIGHT: 300
BORN: 9/1/85
COLLEGE: Central Michigan '09
ACQUIRED: FA, 2009
NFL: Second Season
DOLPHINS: Second Season



FINS FACT

A versatile athlete, Andrew earned two letters in football and four letters in track and field at Stevensville Lakeshore High School in Baroda, Michigan. An accomplished discus thrower, Andrew won the state championship in the event in 2004.

PRO CAREER

CAREER TRANSACTIONS: Activated from the Dolphins' practice squad on November 25, 2009 . . . Had been signed to the Dolphins' practice squad on September 15, 2009 . . . Was in training camp with Green Bay before being released prior to the regular season on September 5, 2009 . . . Was originally signed by the Packers as an undrafted free agent in 2009.

2009 - Played in two games with the Dolphins . . . Activated from practice squad on November 25 . . . Made his NFL debut in a reserve role at Buffalo (11/29) . . . Saw action at Jacksonville (12/13).

COLLEGE

Four-year starter (2005-08) at Central Michigan . . . Started all 52 games of his collegiate career, the second longest streak in NCAA history . . . Was a first-team All-Mid-American Conference selection at left tackle as a senior . . . Started all 14 games at left tackle as a junior . . . Named second-team All-MAC . . . Part of an offensive line that ranked third in the MAC in sacks allowed per game (1.57) . . . Line led the way for only offense to rank in top four in the MAC in scoring, rushing, passing and total offense . . . Was an Academic All-MAC honoree . . . Majored in economics.

PERSONAL


Attended Stevensville Lakeshore High School in Baroda, MI . . . Named as a first-team Detroit Free Press all-state offensive lineman . . . Selected to East/West all-star game . . . Team won a school-record 11 games and reached Division 3 semis as a senior . . . Earned two letters in football and four in track . . . Placed fifth in Midwest Meet of Champions and was state champion in the discus . . . Participated in the Miami Dolphins Foundation Fishing Tournament . . . Lists fishing as a hobby . . . Born on September 1, 1985.

ANDREW HARTLINE'S NFL REGULAR SEASON STATISTICS

GAMES/STARTS: 2009: 2/0

LEAGUE LEADERS IN FEWEST SACKS ALLOWED

The Dolphins hold NFL records for most seasons leading the league in fewest sacks allowed (10 – 1973, 1982-90) and most consecutive seasons leading the league in the same category (1982-90). In addition, during the 1988 and 1989 seasons the Dolphins also set an NFL record by not allowing a quarterback sack in 19 consecutive games. The streak far outdistanced the previous NFL mark of five straight games, which was accomplished on many occasions. In 1988, Miami also set an NFL sack record by allowing only seven sacks in the 16-game season.




BRIAN HARTLINE

WIDE RECEIVER

82

HEIGHT: 6-2
WEIGHT: 195
BORN: 11/22/86
COLLEGE: Ohio State '10
ACQUIRED: D4, 2009
NFL: Second Season
DOLPHINS: Second Season



FINS FACT

Brian comes from athletic stock, beginning his career as a quarterback at GlenOak High School in Canton, Ohio. He later moved to wide receiver when his brother Michael (who is now the starting quarterback at the University of Kentucky) slid over to his position. Brian used his high football IQ and speed (Ohio state champion in 110 and 300 meter hurdles as a senior) to make an instant impact in the Dolphins wide receiver unit as a rookie.

PRO CAREER

CAREER TRANSACTIONS: Originally was a fourth round draft choice (106th overall) of the Dolphins in 2009.

2009 - Played in all 16 games with two starts as a rookie . . . Finished with 31 catches for 506 yards (16.3 avg.) and team-high three touchdown receptions . . . Added four rushes for 29 yards and one touchdown . . . Led the Dolphins in reception yardage twice in 2009 . . . Made NFL debut at Atlanta (9/13) and had two catches for 13 yards . . . Posted two receptions for 17 yards and a touchdown vs. Buffalo (10/4), coming on a five-yard TD pass from Chad Henne . . . It was both Hartline's first career NFL touchdown reception and Henne's first career NFL touchdown pass . . . Led the Dolphins in reception yardage with three catches for 94 yards, including a career-long 67-yard catch, vs. New Orleans (10/25) . . . Had two catches for 47 yards, including a 36-yard reception, at Carolina (11/19) . . . Posted three catches for 31 yards and one touchdown, coming on a four-yard TD pass from Chad Henne, at Buffalo (11/29) . . . Had four catches for 41 yards and one touchdown, coming on a seven-yard TD pass from Chad Henne, vs. New England (12/6) . . . Led the Dolphins in reception yardage with two catches for 96 yards and added one rush for ten yards at Tennessee (12/20) . . . Had a key 57-yard reception on third-and-seven at the Dolphins' 32-yard line with 2:44 left in the fourth quarter to set up the team's tying touchdown, completing the Dolphins' comeback from a 24-9 deficit at the start of the quarter to tie the contest (following the subsequent two-point conversion) at 24-24 in a game the Dolphins eventually lost in overtime 27-24 . . . His 96 yards were the most receiving yards by a Dolphins rookie in a single game since Chris Chambers had seven catches for 124 yards at New England on December 22, 2001 . . . Closed season with two receptions for 34 yards vs. Pittsburgh (1/3/10) . . . Also added two rushes for 20 yards and first-career rushing touchdown, coming on a 16-yard reverse for a TD . . . Fourth-round draft pick (106th overall selection) by the Dolphins.

AMONG DOLPHINS ROOKIE LEADERS: Caught three touchdown passes and became the first Dolphins rookie to lead the team in touchdown receptions since Chris Chambers had seven touchdown catches in his rookie season in 2001 . . . Hartline also led the team with a 16.3 yards per catch average and was the first rookie to lead the Dolphins in average yards per catch (minimum 500 yards) since Chambers, who averaged 18.4 yards per catch (48 catches for 883 yards) in 2001 . . . Averaged 31.3 yards per reception on three catches for 94 yards vs. New Orleans (10/25), which is the second-highest average per reception by a rookie (minimum three catches) in team history:

HIGHEST SINGLE-GAME YARDS PER RECEPTION AVERAGE BY A ROOKIE

PLAYER	DATE	OPPONENT	AVG.	NO.	YDS	TD
1. Chris Chambers	11/11/01	at Indianapolis	37.7	3	113	2
2. BRIAN HARTLINE	10/25/09	VS. NEW ORLEANS	31.3	3	94	0
3. Mel Baker	12/15/74	vs. New England	30.3	4	121	2

COLLEGE

Three-year letterman (2006-08) and two year starter at Ohio State . . . Finished collegiate career with 90 catches for 1,429 yards (15.9 avg.) and 12 touchdowns . . . Added ten rushes for 68 yards . . . Had 24 punt returns for 251 yards (10.5 avg.) and a touchdown . . . Started 12 games as a junior in 2008 . . . Recorded 21 catches for 479 yards (22.8 avg.) with four touchdowns . . . Added five rushes for 17 yards . . . Started 12 of the 13 games in which he played as a sophomore in 2007 . . . Recorded 52 receptions for 694 yards (13.3 avg.) and six scores . . . Registered six rushes for 46 yards . . . Also averaged 11.4 yards on 20 punt returns with a touchdown . . . Was a Big Ten sportsmanship award winner . . . Earned Paul Warfield Award as school's outstanding receiver . . . Set school-record with 90-yard punt return for touchdown and added a touchdown reception against Kent State and was named as Big Ten Player of the Week . . . Played in all 13 games with two starts as a redshirt freshman in 2006 . . . Recorded 17 receptions for 256 yards (15.1 avg.) with two touchdowns . . . Added one rush attempt for five yards . . . Earned team's special teams player of the week honor at Iowa, Michigan State and vs. Indiana . . . Delivered the Jack Tatum Hit of the Week against Indiana . . . Registered a pair of touchdown receptions at Northwestern, when he caught three passes for 47 yards . . . Redshirted as a freshman in 2005 . . . Holds degree in strategic communications.

PERSONAL

Married (Lindsay) . . . Attended Canton (Ohio) GlenOak High School . . . Injured his leg in the season opener as a senior and missed the remainder of the season . . . Began his junior year as a quarterback, but switched to receiver after four games and caught 41 passes for 411 yards . . . Also returned punts and kickoffs as a junior . . . Ran track for three years and won state titles in both the 110-meter and the 300-meter hurdles as a senior . . . Enjoys water sports and snow boarding . . . Ran indoor and outdoor track in 2008 at Ohio State and finished seventh at Big Ten 2008 indoor championships in the 60-meter hurdles . . . Brother, Michael, is the starting quarterback for the Kentucky Wildcats . . . Growing up, the Dallas Cowboys were his favorite team and Troy Aikman and Emmitt Smith were his favorite athletes . . . Lists the Batman series as favorite movies and "Every Second Counts" by Lance Armstrong as favorite book . . . Enjoys boating and playing with his dogs . . . Participated in the Miami Dolphins Foundation's fishing and golf tournaments . . . Collected donations for Haiti relief . . . Shopped with a children in need from local schools as part of the Kids and Fins Publix Shopping Spree . . . Helped deliver furniture to a previously homeless family in Fort Lauderdale as part of the team's Rooms To Go program . . . Purchased Thanksgiving meals and holiday toys . . . Full name is Brian Jack Hartline, born November 22, 1986 in Canton, Ohio.

BRIAN HARTLINE'S NFL REGULAR SEASON STATISTICS

YEAR	TEAM	GP	GS	RECEIVING					RUSHING				
				NO.	YDS.	AVG.	LG	TD	ATT.	YDS.	AVG.	LG	TD
2008	Miami	16	2	31	506	16.3	67	3	4	29	7.3	16t	1

ADDITIONAL STATS

Special Teams Tackles: 5 in 2009

Miscellaneous Tackles: 1 in 2009


SINGLE-GAME HIGHS

Receptions:	4 vs. New England, 12/6/09
	3 Four times (last: vs. Houston, 12/27/09)
Receiving Yards:	96 at Tennessee, 12/20/09
	94 vs. New Orleans, 10/25/09
Longest Receptions:	67 vs. New Orleans, 10/25/09
	57 at Tennessee, 12/20/09
TD Receptions:	1 Three times (last: vs. New England, 12/6/09)
Rushes:	2 vs. Pittsburgh, 1/3/10
Rushing Yards:	20 vs. Pittsburgh, 1/3/10
Longest Rush:	16t vs. Pittsburgh, 1/3/10
Rushing TDs:	1 vs. Pittsburgh, 1/3/10

2009 GAME-BY-GAME STATISTICS

DATE	OPPONENT	P/S	RECEIVING				RUSHING				W/L	SCORE
			NO.	YDS.	LG	TD	ATT.	YDS.	LG	TD		
9/13	at Atlanta	P	2	13	7	0	0	0	0	0	L	7-19
9/21	INDIANAPOLIS	P	2	23	18	0	0	0	0	0	L	23-27
9/27	at San Diego	P	0	0	0	0	0	0	0	0	L	13-23
10/4	BUFFALO	P	2	17	12	1	1	-1	-1	0	W	38-10
10/12	NEW YORK JETS	P	1	10	10	0	0	0	0	0	W	31-27
10/25	NEW ORLEANS	P	3	94	67	0	0	0	0	0	L	34-46
11/1	at New York Jets	P	0	0	0	0	0	0	0	0	W	30-25
11/8	at New England	S	1	18	18	0	0	0	0	0	L	17-27
11/15	TAMPA BAY	P	1	17	17	0	0	0	0	0	W	25-23
11/19	at Carolina	P	2	47	36	0	0	0	0	0	W	24-17
11/29	at Buffalo	P	3	31	20	1	0	0	0	0	L	14-31
12/6	NEW ENGLAND	P	4	41	15	1	0	0	0	0	W	22-21
12/13	at Jacksonville	S	3	34	25	0	0	0	0	0	W	14-10
12/20	at Tennessee	P	2	96	57	0	1	10	10	0	L	24-27*
12/27	HOUSTON	P	3	31	14	0	0	0	0	0	L	20-27
1/3/10	PITTSBURGH	P	2	34	24	0	2	20	16	1	L	24-30
2009 TOTALS			16-2	31	506	67	3	4	29	16	1	7-9

* - Overtime





JOEY HAYNOS

TIGHT END

81

HEIGHT: 6-8
WEIGHT: 270
BORN: 8/28/84
COLLEGE: Maryland '08
ACQUIRED: FA, 2008
NFL: Third Season
DOLPHINS: Third Season

FINS FACT

Joey has a knack for making memorable first catches. His first catch as a collegian at the University of Maryland was a three-yard touchdown reception in 2005 against ACC rival Clemson, while his first catch as a professional was a 19-yard touchdown reception against the San Francisco 49ers in 2008.

PRO CAREER

CAREER TRANSACTIONS: Was signed by Miami on September 24, 2008 off the Green Bay Packers' practice squad . . . Was signed to the Packers' practice squad on August 31, 2008 . . . Was in training camp with Green Bay before being waived on August 30, 2008 . . . Originally signed with Green Bay as an undrafted free agent on May 2, 2008.

2009 - Played in all 16 games with eight starts in 2009 . . . Posted career single-season bests of 19 catches for 162 yards and two touchdowns . . . Recorded his longest catch of his career, a 21-yard reception from Chad Pennington, during the season opener at Atlanta (9/13) . . . Made first career start and caught one pass for 17 yards on Monday Night vs. N.Y. Jets (10/12) . . . Registered two receptions for 20 yards, including a five yard touchdown catch, at N.Y. Jets (11/1) . . . Recorded three catches for 29 yards, including a one-yard touchdown pass reception from Ronnie Brown, at New England (11/8) . . . Had three catches for 17 yards against Tampa Bay (11/15).

2008 - Played in a reserve role seven times and was inactive six times with the Dolphins . . . Had two catches for 22 yards and a touchdown on the season . . . Made his Dolphins and NFL

debut in a reserve role at Houston (10/12) . . . Had one catch, a 19-yard touchdown reception from Chad Pennington, against San Francisco (12/14) . . . It was the first catch and the first touchdown reception of his career . . . Became the first Dolphin to record a touchdown in his first career catch since Oronde Gadsden had a 44-yard touchdown catch from Dan Marino as his first career reception on Sept. 6, 1998 at Indianapolis . . . Made his playoff debut in a reserve role in the AFC Wild Card game vs. Baltimore (1/4/09) . . .

TIGHT END PRODUCTION: With his one touchdown reception, coupled with Anthony Fasano's seven scoring catches and three by David Martin, the 11 total TD receptions the trio accounted for is tied for the highest total of TD receptions by Dolphins tight ends in a single season:

MOST SINGLE-SEASON TOUCHDOWN RECEPTIONS BY THE DOLPHIN TIGHT END POSITION

YEAR	PLAYERS	TOUCHDOWNS
1. 2008	ANTHONY FASANO (7), DAVID MARTIN (3), JOEY HAYNOS (1)	11
1985	Bruce Hardy (4), Joe Rose (4), Don Johnson (3)	11
3. 1984	Bruce Hardy (5), Don Johnson (3), Joe Rose (2)	10

Haynos (22 yards), Fasano (454) and Martin (450) combined for 926 total receiving yards on the year, accounting for the highest total of receiving yards by Dolphins tight ends in a single season:

MOST SINGLE-SEASON RECEIVING YARDS BY THE DOLPHIN TIGHT END POSITION

YEAR	PLAYERS	YARDS
1. 2008	ANTHONY FASANO (454), DAVID MARTIN (450), JOEY HAYNOS (22)	926
2. 2004	Randy McMichael (791), Donald Lee (110)	901
3. 1984	Don Johnson (426), Bruce Hardy (257), Joe Rose (195)	878

COLLEGE

Was a four-year letterman at Maryland (2004-07) where he played in 43 career contests after starting out as a walk-on . . . Finished his collegiate career with 68 receptions for 687 yards and four touchdowns.

PERSONAL

Attended Gonzaga College High School in Washington, D.C., where he played tight end, linebacker and quarterback . . . Participated in the Miami Dolphins Foundation's fishing and golf tournaments . . . Worked with disabled individuals as part of Hometown Huddle . . . Took part in the inaugural Miami Dolphins Touchdown For Life Blood Drive . . . Helped deliver furniture to a family selected by the Habitat for Humanity of South Palm Beach as part of the team's Rooms To Go program . . . Purchased and gave away Thanksgiving meals . . . Full name is Joseph Haynos, born August 28, 1984 in Silver Spring, Md.

JOEY HAYNOS' NFL REGULAR SEASON STATISTICS

YEAR	TEAM	GP	GS	RECEIVING					RUSHING				
				NO.	YDS.	AVG.	LG	TD	ATT.	YDS.	AVG.	LG	TD
2008	Miami	7	0	2	22	11.0	19t	1	0	0	0.0	-	0
2009	Miami	16	8	19	162	8.5	21	2	0	0	0.0	-	0
NFL TOTALS		23	8	21	184	8.8	21	3	0	0	0.0	-	0

JOEY HAYNOS' NFL PLAYOFF STATISTICS

YEAR	TEAM	GP	GS	RECEIVING					RUSHING				
				NO.	YDS.	AVG.	LG	TD	ATT.	YDS.	AVG.	LG	TD
2008	Miami	1	0	0	0	0.0	-	0	0	0	0.0	-	0

ADDITIONAL STATS

Miscellaneous Fumble Recoveries: 1 in 2008

Special Teams Tackles: 1 in 2009

SINGLE-GAME HIGHS

Receptions: 3 at New England, 11/8/09

3 vs. Tampa Bay, 11/15/09
 3 at Tennessee, 12/20/09
 3 vs. Houston, 12/27/09

Receiving Yards:

29 at New England, 11/8/09
 21 at Atlanta, 9/13/09

Longest Receptions:

21 at Atlanta, 9/13/09
 21 at New England, 11/8/09

TD Receptions:

1 Three times (last: at New England, 11/8/09)

2008 GAME-BY-GAME STATISTICS

DATE	OPPONENT	P/S	RECEIVING				RUSHING				W/L	SCORE
			NO.	YDS.	LG	TD	ATT.	YDS.	LG	TD		
9/7	NEW YORK JETS		NOT ON ROSTER								L	14-20
9/14	at Arizona		NOT ON ROSTER								L	10-31
9/21	at New England		NOT ON ROSTER								W	38-13
10/5	SAN DIEGO		INACTIVE								W	17-10
10/12	at Houston	P	0	0	0	0	0	0	0	0	L	28-29
10/19	BALTIMORE	P	0	0	0	0	0	0	0	0	L	13-27
10/26	BUFFALO	P	0	0	0	0	0	0	0	0	W	25-16
11/2	at Denver	P	0	0	0	0	0	0	0	0	W	26-17
11/9	SEATTLE		INACTIVE								W	21-19
11/16	OAKLAND		INACTIVE								W	17-15
11/23	NEW ENGLAND		INACTIVE								L	28-48
11/30	at St. Louis		INACTIVE								W	16-12
12/7	at Buffalo		INACTIVE								W	16-3
12/14	SAN FRANCISCO	P	1	19	19t	1	0	0	0	0	W	14-9
12/21	at Kansas City	P	0	0	0	0	0	0	0	0	W	38-31
12/28	at New York Jets	P	1	3	3	0	0	0	0	0	W	38-31
1/3/09	BALTIMORE#	P	0	0	0	0	0	0	0	0	L	9-27
2008 TOTALS		7-0	2	22	19t	1	0	0	0	0	11-5	
PLAYOFF TOTALS		1-0	0	0	0	0	0	0	0	0	0-1	

2009 GAME-BY-GAME STATISTICS

DATE	OPPONENT	P/S	RECEIVING				RUSHING				W/L	SCORE
			NO.	YDS.	LG	TD	ATT.	YDS.	LG	TD		
9/13	at Atlanta	P	1	21	21	0	0	0	0	0	L	7-19
9/21	INDIANAPOLIS	P	0	0	0	0	0	0	0	0	L	23-27
9/27	at San Diego	P	0	0	0	0	0	0	0	0	L	13-23
10/4	BUFFALO	P	0	0	0	0	0	0	0	0	W	38-10
10/12	NEW YORK JETS	S	1	17	17	0	0	0	0	0	W	31-27
10/25	NEW ORLEANS	S	0	0	0	0	0	0	0	0	L	34-46
11/1	at New York Jets	S	2	20	15	1	0	0	0	0	W	30-25
11/8	at New England	P	3	29	21	1	0	0	0	0	L	17-27
11/15	TAMPA BAY	S	3	17	14	0	0	0	0	0	W	25-23
11/19	at Carolina	S	0	0	0	0	0	0	0	0	W	24-17
11/29	at Buffalo	S	0	0	0	0	0	0	0	0	L	14-31
12/6	NEW ENGLAND	P	0	0	0	0	0	0	0	0	W	22-21
12/13	at Jacksonville	S	2	15	8	0	0	0	0	0	W	14-10
12/20	at Tennessee	S	3	20	10	0	0	0	0	0	L	24-27*
12/27	HOUSTON	P	3	17	9	0	0	0	0	0	L	20-27
1/3/10	PITTSBURGH	P	1	6	6	0	0	0	0	0	L	24-30
2009 TOTALS		16-8	19	162	21	2	0	0	0	0	0	7-9

* - Overtime
 # - Playoff Game

DEFENSIVE SCORES = WINS

The Dolphins had two defensive touchdowns in 2010 which gives the team a total of 22 defensive scores since 2000 (14 INTs, 8 FR) in 21 games over that time span. Miami is now 20-1 in games with a defensive touchdown over the last ten years (2000-09).



CHAD HENNE

QUARTERBACK

7

HEIGHT: 6-3
WEIGHT: 280
BORN: 7/2/85
COLLEGE: Michigan '08
ACQUIRED: D2b, 57
NFL: Third Season
DOLPHINS: Third Season



FINS FACT

A tough, gritty player, Chad said he received his no nonsense approach from his father, Sheldon. Chad looked up to him and developed his work ethic watching his father work two full-time jobs as both a welder and as a high school and junior high school football coach in Hamburg, Pa. Chad said he remembers accompanying his father to work and watching Sheldon battle the intense heat and sparks as he embraced his blue-collar job. The images of his father coming home with burns all over his face and hands still resonate with Chad today, which is why he is considered so durable and he never complains about being in pain or playing in the cold or the heat.

PRO CAREER

CAREER TRANSACTIONS: Originally was the second of two second-round draft choices (57th overall) of the Dolphins in 2008.

2009 - Played in 14 games with 13 starts in 2009 as he replaced the injured Chad Pennington as the Dolphins starting quarterback... Completed 274 of 451 passes (60.75%) for 2,878 with 12 touchdowns and 14 interceptions for a passer rating of 75.2 . . .

300-YARD PASSING GAMES: Henne has three career 300-yard passing games, all occurring during the 2009 season . . . He joined Dan Marino (13 times) and Chad Pennington (2008) as the only quarterbacks in Dolphins history to have multiple 300-yard games in a single season . . . Overall, Henne's three 300-yard games are tied with Bob Griese and Jay Fiedler for the second-most regular season 300-yard games, behind's only Dan Marino (63) in team history:

MOST 300-YARD PASSING GAMES BY A DOLPHINS QUARTERBACK

PLAYER	YEARS	300-YARD GAMES
1. Dan Marino	1983-99	63
2. CHAD HENNE	2008-09	3
Jay Fiedler	2000-04	3
Bob Griese	1967-80	3

When Henne threw for 322 yards against Houston on December 27, 2009, in just his 12th start as an NFL quarterback, he recorded the third 300-yard passing game of his career . . . His three 300-yard games in his first 12 career starts are tied with ten others for the ninth-best 12-start total in NFL history, behind the six 300-yard games of Kurt Warner and the four 300-yard games of Steve Bono, Marc Bulger, Duante Culpepper, Elvis Grbac, Tony Romo, Mark Rypien and Vinny Testaverde:

MOST 300-YARD PASSING GAMES IN FIRST 12 NFL STARTS

PLAYER, TEAM	YEAR(S)	NO.	PLAYER, TEAM	YEAR(S)	NO.
1. Kurt Warner, St.L.	1999	6	Tony Romo, Dall.	2006-07	4
2. Steve Bono, Pit., S.F., K.C.	1987,91,94-95	4	Mark Rypien, Wash.	1988-89	4
Marc Bulger, St.L.	2002-03	4	Vinny Testaverde, T.B.	1987-88	4
Daunte Culpepper, Minn.	2000	4	9. CHAD HENNE, MIA.	2009	3
Elvis Grbac, S.F.	1995-96	4	Ten Other Quarterbacks		3

Henne's three 300-yard games in his first 12 starts puts him ahead of the pace of Hall of Fame quarterbacks such as Marino (14 starts), Warren Moon (14), Jim Kelly (17), Joe Namath (20), John Elway (26), Joe Montana (28), Len Dawson (36), Johnny Unitas (37), Steve Young (39), Dan Fouts (49), Roger Staubach (58), Fran Tarkenton (70), Bob Griese (110) and Terry Bradshaw (117) in terms of starts needed to reach three 300-yard passing games . . .

AMONG QUARTERBACKS DRAFTED FROM 2006-09: Among all of the quarterbacks drafted over the past four years (2006-09), Henne's three 300-yard games are tied for the most by any of those quarterbacks, with Atlanta's Matt Ryan (drafted in 2008) and Baltimore's Joe Flacco (2008):

MOST 300-YARD PASSING GAMES BY NFL QUARTERBACKS DRAFTED LAST FOUR YEARS (2006-09)

PLAYER, TEAM	TEAM	DRAFT	STARTS	300-YARD GAMES
1. CHAD HENNE	MIAMI	2-57, 2008	13	3
Joe Flacco	Baltimore	1-18, 2008	32	3
Matt Ryan	Atlanta	1-3, 2008	30	3
4. Kevin Kolb	Philadelphia	2-36, 2007	2	2
Vince Young	Tennessee	1-3, 2006	29	2

CONSECUTIVE COMPLETIONS: Henne completed 17 straight passes against Jacksonville on December 13, 2009, which tied Chad Pennington's team-record effort during games 13 and 14 in 2008, for the most consecutive completions overall in Dolphins history . . . In addition, Henne's 17 straight completions in the Jaguars contest also set the record for the most consecutive completions in a single game in team history, the previous record of 13 was held by Earl Morrall (12/1/75) and Dan Marino (11/10/96) . . .

MOST CONSECUTIVE COMPLETIONS BY A DOLPHINS QUARTERBACK

PLAYER	OPPONENT(S)	COMPLETIONS
1. Chad Pennington	2/7/08 at Buffalo thru 12/14/08 vs. San Francisco	17
CHAD HENNE	12/13/09 AT JACKSONVILLE	17
3. Dan Marino	1/8/92 at Indianapolis thru 11/16/92 vs. Buffalo	15
4. Dan Marino	11/17/96 at Houston thru 11/25/96 vs. Pittsburgh	14
5. Earl Morrall	12/1/75 vs. New England	13
Dan Marino	11/10/96 vs. Indianapolis	13

FOURTH QUARTER COMEBACK VICTORIES: Henne has three career fourth-quarter or overtime comeback victories, all occurring in 2009, with three at home and none on the road . . .

CHAD HENNE'S FOURTH QUARTER COMEBACKS

DATE	OPPONENT	TRAILED	FINAL SCORE	4TH QUARTER STATS
10/12/09	vs. N.Y. Jets	24-27	31-27	3-5, 34 yards, 0 TDs, 0 INTs
11/15/09	vs. Tampa Bay	22-23	25-22	2-3, 41 yards, 0 TDs, 0 INTs
12/6/09	vs. New England	19-21	22-21	6-16, 79 yards, 0 TDs, 0 INTs

CAREER STARTS: The Dolphins were 7-6 in games Henne started in 2009, the first 13 starts of his career in Miami . . . His seven wins in his first 13 career starts is tied for the sixth-highest total by any Dolphins quarterback in their first 13 starts with the team, and he is one of only seven Dolphins quarterbacks to win at least seven of his first 13 games in Miami:

MOST WINS BY A DOLPHINS QUARTERBACK IN FIRST 13 STARTS

PLAYER	YEARS	RECORD
1. Dan Marino	1983-84	11-2
2. Don Strock	1975-79	10-3
3. Jay Fiedler	2000	9-4
4. Chad Pennington	2008	8-5
David Woodley	1980-81	8-5
6. CHAD HENNE	2009	7-6
Gus Ferrotte	2005	7-6

When he won his first two starts of 2009 (the first two starts of his career), Henne became the first Dolphins quarterback to win his first two career starts since Damon Huard won his first three career starts in 1999 (16-13 vs. Philadelphia on Oct. 24; 16-9 at Oakland on Oct. 31 and 17-0 vs. Tennessee on Nov. 7) . . . Henne became the first Dolphins quarterback to win his first career start since Huard defeated the Eagles in 1999 . . . Henne also became just the sixth quarterback in Dolphins history to win his first career start, joining John Stofa, Don Strock, David Woodley, Scott Mitchell, and Huard . . .

GAME HIGHLIGHTS – AT SAN DIEGO (9/27): Saw first action of the 2009 season replacing Chad Pennington during the third quarter . . . Completed 10 of 19 passes for 92 yards with one interception in his relief role . . .

VS. BUFFALO (10/4): Became the 12th Miami quarterback to win first Dolphins start, and just the sixth to win first NFL career start . . . Completed 14 of 22 passes for 115 yards and one touchdown for a passer rating of 92.0 . . . His five-yard touchdown pass in the third quarter to Brian Hartline was the first touchdown pass of his career . . .

VS. N.Y. JETS (10/12): Excelled in the national spotlight with a career performance in leading the Dolphins to a 31-27 comeback win on Monday Night Football . . . It was his first career fourth quarter comeback . . . Connected on 20 of 26 passes for 241 and two touchdowns for a career-high 130.4 passer rating . . . The figure was the highest passer rating by a Dolphin since Jay Fiedler had a rating of 154.8 on October 24, 2004 against St. Louis . . . Henne led the Dolphins back from two deficits in the fourth quarter, first from a 20-17 deficit and then from a 27-24 deficit . . . The Dolphins scored 21 points in that fourth quarter, with Henne going 9-12 for 121 yards with two touchdowns and no interceptions in that period . . . Trailing by that 27-24 margin with 5:12 left in the game, Henne led the Dolphins on a 13-play, 70-yard drive over 5:06 that culminated with a two-yard TD run by Ronnie Brown with six seconds left to give the Dolphins a 31-27 win . . . On that final drive, Henne was 3-5 for 34 yards . . .

VS. NEW ORLEANS (10/25): Went 18-36 for 211 yards with no touchdown and two interceptions . . . Connected on a season-long 67-yard pass to Brian Hartline . . .

AT N.Y. JETS (11/1): Making his first career NFL start on the road, Henne was 12-21 for 112 yards with one touchdown and no interceptions in Miami's 30-25 win . . . His touchdown pass was a five-yard toss to Joey Haynos with 8:48 left in the game that capped the Dolphins scoring . . .

VS. TAMPA BAY (11/15): Helped the Dolphins to a victory over their in-state rival as he was 17-31 for 175 yards with one touchdown and one interception . . . His touchdown was a five yard pass to Kory Sperry . . . Henne led the Dolphins back from a 23-22 deficit with 1:14 left in the game, going 2-3 for 41 yards in the final drive, covering five plays and 77 yards, culminating in a 25-yard field goal with ten seconds left for a 25-22 win . . . The come from behind victory over the Bucs was his second fourth quarter comeback of the season and in his career . . .

AT CAROLINA (11/19): Was 17-29 for 172 yards with one touchdown, a 14-yard pass to Ricky Williams, and no interceptions on a national stage during the NFL Network's Thursday Night Football telecast . . .

VS. NEW ENGLAND (11/19): Finished 29-52 for 335 yards with two touchdowns and one interception . . . At the time his attempts, completions, and yards passing all represented a single game career high . . . It was his first career game of throwing for 300 or more yards and the first Dolphins 300-yard passing performance since Chad Pennington's 341 yards against New England (11/23/08) . . . Henne led the Dolphins back from a 21-19 deficit starting the fourth quarter, going 6-16 for 79 yards in the final quarter, culminating in a ten-play, 51-yard drive that resulted in Dan Carpenter's 41-yard field goal with 1:02 left for a 22-21 win . . . It was Henne's third fourth-quarter comeback in 2009 and in his career . . .

AT JACKSONVILLE (12/13): Made his way in to the Dolphins record books as he was 21-29 for 220 yards with no touchdowns and one interception . . . Also had four rushes for one yard and one touchdown . . . The rushing touchdown, which came on a one yard run, was the first rushing touchdown of his career . . . In the game, Henne completed 17 straight passes, which tied him with Chad Pennington's effort during games 13 and 14 in 2008, for the most consecutive completions overall in Dolphins history . . . Henne's 17 straight completions also set the record for the most consecutive completions in a single game in team history, the previous record of 13 was held by Earl Morrall (12/1/75) and Dan Marino (11/10/96) . . .

AT TENNESSEE (12/20): Threw for a season high of 349 yards on 29-46 passes with one touchdown and three interceptions . . . His touchdown came on a two-yard pass to Anthony Fasano with 1:34 left in the fourth quarter to complete the Dolphins' comeback from a 24-9 deficit at the start of the quarter to tie the contest (following the subsequent two-point conversion) at 24-24 in a game the Dolphins eventually lost in overtime 27-24 . . . It also was his second 300-yard passing game of the season and in his career . . . Henne's 349 yards were the most by a Dolphins quarterback since Joey Harrington's 414 yards against Green Bay (10/22/06) . . .

VS. HOUSTON (12/27): Went 35-55 for 322 yards with one touchdown, a ten-yard pass to Lex Hilliard, and one interception . . . Set season and career marks with 35 completions and 55 attempts . . . His 35 completions tied for the third-highest single-game completion total in Dolphins history (behind only Dan Marino's 39 completions at Buffalo (11/16/86) and Marino's 38 completions at New England (11/23/97)) . . . In addition, Henne's 55 attempts was tied for the sixth highest regular season attempt total (and tied for the seventh highest total including playoffs) in team history . . . His 322 yards passing represented his third 300-yard passing game during the 2009 season and in his career . . . In addition, coupled with his 349 yards passing on Dec. 20th at Tennessee, it marked the first time a Dolphins quarterback threw for 300 or more yards in consecutive games since Dan Marino threw for 355 yards vs. Denver (12/21/98), followed by his 320 yards passing at Atlanta (12/27/98) . . .

VS. PITTSBURGH (1/3/10): Closed out the 2009 campaign 16-20 for 140 yards with one touchdown, an 11-yard pass to Lex Hilliard, and one interception before being forced from the game permanently at the end of the first half with an eye and head injury.

2008 - Played in three regular season games . . . Was 7-12 passing for 67 yards with no touchdowns or interceptions for a 74.0 rating . . . Made his NFL regular season debut at Arizona (9/14) when he entered the game in the fourth quarter and went 7-12 for 67 yards with no touchdowns or interceptions . . . That all came on the Dolphins' last series of the game, which was an 18-play drive covering 89 yards that resulted in a Ronnie Brown one-yard touchdown run . . . Henne's first NFL completion came on a 19-yard pass to Derek Hagan on the second play of that series, following an incompleting . . . Did not play in AFC Wild Card game vs. Baltimore Ravens (1/4/09) . . . Was 40-63 for 351 yards with one touchdown and two interceptions for a rating of 70.3 in four preseason contests . . . Made his NFL preseason debut in a reserve role and was 5-10 for 67 yards with no touchdown or interceptions vs. Tampa Bay (8/9) . . . Was 17-26 for 133 yards with no touchdowns or interceptions at Jacksonville (8/16) . . . His attempts and completions were the most by a Dolphins QB in the preseason since Cleo Lemon was 21-27 for 271 yards vs. St. Louis on Aug. 31, 2006 . . . Was 2-7 for 14 yards with no touchdowns and one interception vs. Kansas City (8/23) . . . Was 16-20 for 137 yards with one touchdown and one interception at New Orleans (8/28) . . . His touchdown came on an eight-yard TD pass to Sean Ryan . . . His passing yardage was the most by a Dolphins QB in the preseason since Lemon threw for 271 yards on 21-27 passing vs. St. Louis on Aug. 31, 2006.

COLLEGE

Was a four-year letterman at Michigan (2004-07), who started each of his four seasons . . . Compiled a 33-14 record as a starter . . . Tossed at least one touchdown pass in 42 of his 47 career games and threw for at least 200 yards in 26 starts . . . Completed 828 of 1,387 passes (59.7%) for 9,715 yards with 87 touchdowns and 37 interceptions . . . Graduated with school records for career completions, attempts, passing yards and touchdown passes . . . Ranked second to Purdue's Drew Brees in career TD passes in Big Ten Conference history . . . Finished second in school history with an average of 206.7 yards passing per game . . . Started 10 games as a senior in 2007 . . . Named first-team All-Big Ten by the conference's coaches . . . Completed 162 of 278 passes (58.3%) for 1,938 yards with 17 touchdowns with nine interceptions . . . Selected as Big Ten Offensive Player of the Week after leading comeback victory at Michigan State, tossing four touchdown passes on 18 of 33 passing for 211 yards . . . Earned the Capital One Bowl Most Valuable Player Award after throwing for a school bowl-record 373 passing yards against Florida, completing 25 of 39 passes and three touchdowns against the Gators . . . Played in the Senior Bowl . . . Started all 13 games as a junior in 2006 . . . Named third-team All-American and second-team All-Big Ten by the coaches and media . . . Was a finalist for the Manning Award and semi-finalist for the Maxwell Award and Davey O'Brien Award . . . Completed 203 of 328 passes (61.9%) for 2,508 yards with 22 touchdowns with eight interceptions . . . Completed 26 of 41 passes for a season-best 309 yards against Southern California in the Rose Bowl and tossed two touchdown passes in the fourth quarter . . . Started all 12 games as a sophomore in 2005 . . . Completed 223 of 382 passes (58.4%) for 2,526 yards with 23 touchdowns and eight interceptions . . . Led game-winning touchdown drive against Penn State, completing five of six passes for 42 yards, including the game-winning touchdown pass as time expired to secure a 27-25 victory . . . Accounted for four touchdowns against Nebraska in the Alamo Bowl, completing 21 of 43 passes for 270 yards and three touchdowns and rushed for a career-best 38 yards on 13 carries, including a 7-yard TD run . . . Started all 12 games as a freshman in 2004 . . . Became the first true freshman quarterback in Big Ten history to lead his team to the conference title . . . Named honorable mention All-Big Ten by the coaches and media . . . Was a consensus first-team Freshman All-American . . . Completed 240 of 399 passes (60.2%) for 2,743 yards and 25 touchdowns . . . Finished as the top true freshman quarterback, statistically, in Michigan and Big Ten history . . . Tied school record for most touchdown passes in a season (25, shared by

Elvis Grbac in 1991) and finished 16th nationally in touchdown passes . . . Threw at least one touchdown pass in all 12 games and had eight multi-touchdown games . . . Completed 33 of 49 passes for 328 yards, all freshman records at Michigan, against Minnesota . . . Tossed four touchdown passes against Michigan State as he completed 24 of 35 passes for 273 yards . . . Threw a career-high 54 passes at Ohio State, completing 27 of those attempts for 328 yards and two touchdowns . . . Tied a Rose Bowl record with four touchdown passes and completed 18 of 34 passes for 227 yards against Texas . . . Earned degree in general studies.

PERSONAL Married (Brittany) . . . A native of Wyomissing, Pa., Henne attended Wilson High School in West Lawn, Pa. . . Set the Pennsylvania District III all-time passing and touchdown records (7,071 yards and 74 touchdowns) . . . Completed 147 of 249 passes for 1,743 yards and 19 scores his senior season, when he also rushed for 450 yards and five scores . . . Hit on 64.4 percent of his passes for 2,088 yards, 23 touchdowns and three interceptions while rushing for more than 600 yards and six touchdowns as a junior . . . Also competed in track and was timed at 11.2 in the 100-meters and threw the javelin a career-best 195.5 feet . . . Was a two-year starter on the basketball team, averaging eight points and eight rebounds per game as a senior . . . Lists “Entourage” as favorite television show, Brad Paisley as favorite recording artist and “Tuesdays with Morrie” as favorite book . . . Growing up, Joe Montana was favorite professional athlete . . . Enjoys playing golf in spare time . . . Participated in the Miami Dolphins Foundation’s fishing and golf tournaments and Kid’s Fishing Clinic . . . Worked with the Kids and Fins Publix Shopping Spree as well as the Cooperative Feeding Program . . . Took part in the inaugural Miami Dolphins Touchdown For Life Blood Drive . . . Part of the Ross Field naming and youth clinic at Miami Beach High School . . . Provided tents and joined families in Little Haiti to speak with their families back in Haiti . . . Full name is Chad Steven Henne, born July 2, 1985.

CHAD HENNE’S NFL REGULAR SEASON PASSING STATISTICS

YEAR	TEAM	GP	GS	ATT.	CMP.	PCT.	YDS		TD	INT.	LG	SK	YDS	
							YDS	ATT.					LST	RATE
2008	Miami	3	0	12	7	58.3	67	5.6	0	0	19	0	0	70.4
2009	Miami	14	13	451	274	60.7	2878	6.4	12	14	67	26	176	75.2
NFL TOTALS		17	13	463	281	60.7	2945	6.4	12	14	67	26	176	75.2

CHAD HENNE’S NFL REGULAR SEASON RUSHING STATISTICS

YEAR	TEAM	NO.	YDS.	AVG.	LG	TD
2008	Miami	0	0	0.0	–	0
2009	Miami	16	32	2.0	12	1
NFL TOTALS		16	32	2.0	12	1

Career Regular Season Record As A Starter: 7-6 (.539) in 2009

CHAD HENNE’S NFL PLAYOFF PASSING STATISTICS

YEAR	TEAM	GP	GS	ATT.	CMP.	PCT.	YDS		TD	INT.	LG	SK	YDS	
							YDS	ATT.					LST	RATE
2008	Miami	0	0	0	0	–	0	0.0	0	0	–	0	0	0.0

CHAD HENNE’S NFL PLAYOFF RUSHING STATISTICS

YEAR	TEAM	NO.	YDS.	AVG.	LG	TD
2008	Miami	0	0	0.0	–	0

ADDITIONAL STATS

Miscellaneous Fumble Recoveries: 2 in 2009

SINGLE-GAME HIGHS

Pass Attempts:
 55 vs. Houston, 12/27/09
 52 vs. New England, 12/6/09
 46 at Tennessee, 12/20/09
 36 vs. New Orleans, 10/25/09
 34 at New England, 11/8/09

Pass Completions:	35 vs. Houston, 12/27/09
	29 at Tennessee, 12/20/09
	29 vs. New England, 12/6/09
	21 at Jacksonville, 12/13/09
	20 vs. N.Y. Jets, 10/12/09
Yards Passing:	349 at Tennessee, 12/20/09
	335 vs. New England, 12/6/09
	322 vs. Houston, 12/27/09
	241 vs. N.Y. Jets, 10/12/09
	220 at Jacksonville, 12/13/09
TD Passes:	2 vs. New England, 12/6/09
	2 vs. New York Jets, 10/12/09
Interceptions:	3 at Buffalo, 11/29/09
	3 at Tennessee, 12/20/09
Long Passes:	67 vs. New Orleans, 10/25/09 (to Brian Hartline)
	59 vs. New York Jets, 10/12/09 (to Ricky Williams)
	57 at Tennessee, 12/20/09 (to Brian Hartline)
Completion Percentage:	85.0 at New England, 9/21/08 (17 of 20)
	82.8 vs. Minnesota, 10/20/02 (24 of 29)
	82.1 at Buffalo, 9/30/07 (32 of 39)
Passer Rating:	130.4 vs. New York Jets, 10/12/09
	92.0 vs. Buffalo, 10/4/09
	91.7 vs. Pittsburgh, 1/3/10
Rush Attempts:	4 at Jacksonville, 12/13/09
Rushing Yards:	14 vs. Buffalo, 10/4/09
Long Run:	12 vs. Buffalo, 10/4/09
Rushing TDs:	1 at Jacksonville, 12/13/09

2008 GAME-BY-GAME STATISTICS

DATE	OPPONENT	P/S	PASSING							RUSHING				W/L	SCORE		
			ATT	CMP	YDS	PCT	TD	INT	LG	TKLD	ATT	YDS	LG			TD	
9/7	NEW YORK JETS		DID NOT PLAY													L	14-20
9/14	at Arizona	P	12	7	67	58.3	0	0	19	0/0	0	0	0	0	L	10-31	
9/21	at New England	P	0	0	0	0.0	0	0	0	0/0	0	0	0	0	W	38-13	
10/5	SAN DIEGO		DID NOT PLAY													W	17-10
10/12	at Houston		DID NOT PLAY													L	28-29
10/19	BALTIMORE		DID NOT PLAY													L	13-27
10/26	BUFFALO		DID NOT PLAY													W	25-16
11/2	at Denver		DID NOT PLAY													W	26-17
11/9	SEATTLE		DID NOT PLAY													W	21-19
11/16	OAKLAND		DID NOT PLAY													W	17-15
11/23	NEW ENGLAND P		0	0	0	0.0	0	0	0	0/0	0	0	0	0	L	28-48	
11/30	at St. Louis		DID NOT PLAY													W	16-12
12/7	at Buffalo		DID NOT PLAY													W	16-3
12/14	SAN FRANCISCO		DID NOT PLAY													W	14-9
12/21	at Kansas City		DID NOT PLAY													W	38-31
12/28	at New York Jets		DID NOT PLAY													W	38-31
1/3/09	BALTIMORE#		DID NOT PLAY													L	9-27
2008 TOTALS		3-0	12	7	67	58.3	0	0	19	0/0	0	0	0	0	11-5		
PLAYOFF TOTALS			DID NOT PLAY													0-1	

2009 GAME-BY-GAME STATISTICS

DATE	OPPONENT	P/S	PASSING							RUSHING				W/L	SCORE		
			ATT	CMP	YDS	PCT	TD	INT	LG	TKLD	ATT	YDS	LG			TD	
9/13	at Atlanta		THIRD QUARTERBACK													L	7-19
9/21	INDIANAPOLIS		THIRD QUARTERBACK													L	23-27
9/27	at San Diego	P	19	10	92	52.6	0	1	27	1/6	1	2	2	0	L	13-23	
10/4	BUFFALO	S	22	14	115	63.6	1	0	18	6/29	2	14	12	0	W	38-10	
10/12	NEW YORK JETS S		26	20	241	77.0	2	0	59	0/0	0	0	0	0	W	31-27	
10/25	NEW ORLEANS S		36	18	211	50.0	0	2	67	2/14	0	0	0	0	L	34-46	
11/1	at New York Jets S		21	12	112	57.1	1	0	28	5/51	3	-5	-1	0	W	30-25	
11/8	at New England S		34	19	219	55.9	0	0	23	2/19	0	0	0	0	L	17-27	

2009 GAME-BY-GAME STATISTICS

DATE	OPPONENT	P/S	PASSING								RUSHING				W/L	SCORE
			ATT	CMP	YDS	PCT	TD	INT	LG	TKLD	ATT	YDS	LG	TD		
11/15	TAMPA BAY	S	31	17	175	54.8	1	1	25	0/0	0	0	0	0	W	25-23
11/19	at Carolina	S	29	17	172	58.6	1	0	36	0/0	1	0	0	0	W	24-17
11/29	at Buffalo	S	31	17	175	53.1	1	3	20	1/7	0	0	0	0	L	14-31
12/6	NEW ENGLAND	S	52	29	335	55.8	2	1	29	1/7	1	-1	-1	0	W	22-21
12/13	at Jacksonville	S	29	21	220	72.4	0	1	25	2/12	4	1	3	1	W	14-10
12/20	at Tennessee	S	46	29	349	63.0	1	3	57	1/2	2	11	8	0	L	24-27*
12/27	HOUSTON	S	55	35	322	63.6	1	1	35	3/19	1	10	10	0	L	20-27
1/3/10	PITTSBURGH	S	20	16	140	80.0	1	1	24	2/10	1	0	0	0	L	24-30
2009 TOTALS		14-13	451	274	2878	59.8	12	14	67	26/176	16	32	12	1	7-9	

* - Overtime

#- Playoff Game



LEX HILLIARD

RUNNING BACK

26

HEIGHT: 5-11
WEIGHT: 230
BORN: 7/30/84
COLLEGE: Montana '08
ACQUIRED: D6c, 2008
NFL: Second Season
DOLPHINS: Second Season




FINNS FACT Growing up in Kalispell, Montana, Lex had a unique way to miss defenders both on and off the field. He would constantly try to avoid Charlie, his German Shepherd, from nipping at his heels using techniques that he would use to great advantage on the football field. "You're riding a bike, he'd try to bite the tires. I'm out in the yard playing football, he'd try to bite my ankles," said Lex who joked that he developed his quick twitch and high stepping running style from the elusiveness he showed in evading Charlie.

PRO CAREER **CAREER TRANSACTIONS:** Resigned with the Dolphins on January 14, 2009 . . . Signed to the Dolphins' practice squad on August 31, 2008 after being waived a day earlier . . . Originally was the third of three sixth-round draft choices (204th overall) of the Dolphins in 2008.

2009 - Played in all 16 games . . . Finished with 23 carries for 89 yards and one touchdown . . . Added 20 catches for 158 yards and two touchdowns . . . Ranked third on team with 14 special teams tackles . . . Made NFL debut at Atlanta (9/13) . . . Had season-high three special teams tackles vs. Indianapolis (9/21) . . . Recorded two special teams tackles at N.Y. Jets (11/1) . . . Registered first NFL carry at Carolina (11/19), finishing the contest with four carries for 24 yards along with two receptions for seven yards . . . Rushed five times for 22 yards, caught two passes for 15 yards and contributed two special teams tackles at Buffalo (11/29) . . . Contributed with three carries for seven yards and four catches for 36 yards at Tennessee (12/20) . . . Posted three carries for 12 yards, including his first career touchdown run, vs. Houston (12/27) . . . Also led team with season receiving highs of nine catches and 74 yards and his first career touchdown reception against the Texans . . . Closed season with one carry for nine yards and an 11-yard touchdown catch vs. Pittsburgh (1/3/10).

2008 - Spent regular season on the practice squad . . . Had 24 carries for 68 yards and three catches for 24 yards in the preseason . . . Played in a reserve role all four games in the preseason.

COLLEGE

Was a four-year letterman at Montana (2003-05, 2007), including two years as a starter . . . Concluded his career with 4,016 rushing yards on 806 carries (5.0 avg.) with 50 touchdowns . . . Added 57 receptions for 591 yards and two scores . . . Started 11 games as a senior in 2007 and was a second-team All-Big Sky Conference selection . . . Rushed for 1,132 yards on 242 carries (4.7 avg.) with 16 touchdowns . . . Added 15 receptions for 119 yards . . . Had seven 100-yard rushing games . . . Scored three rushing touchdowns against both Fort Lewis and Montana State . . . Redshirted in 2006 due to left Achilles injury . . . Started all 12 games as a junior in 2005 . . . Named as a unanimous first-team All-Big Sky Conference choice . . . Rushed for 1,322 yards on 249 carries (5.3 avg.) with 12 touchdowns . . . Added 11 receptions for 144 yards and two scores . . . Had six 100-yard rushing games . . . Ran for season-high 237 yards against Cal Poly . . . Played in 14 games with four starts as a sophomore in 2004 . . . Named as a first-team All-Big Sky conference choice . . . Rushed for 972 yards on 190 carries (5.1 avg.) with conference-high 17 touchdowns . . . Added 22 receptions for 211 yards . . . Had five 100-yard rushing games . . . Scored a career-high four touchdowns vs. Northwestern State . . . Played in 12 games with one start as true freshman in 2003 . . . Rushed for 590 yards on 125 carries (4.7 avg.) with five touchdowns . . . Added nine receptions for 117 yards . . . Posted a season-high 95 rushing yards at Montana State . . . Majored in sociology.

PERSONAL

Married (Rebekah) . . . Has a son, Lex, Jr . . . Earned eight letters (four in football, three in track, and one in wrestling) at Flathead High School in Kalispell, Mont . . . Was team MVP in football as a junior and senior . . . Set school records by rushing for 3,419 yards and 44 touchdowns and compiling 4,410 all-purpose yards . . . Posted 1,384 yards and 14 touchdowns as a sophomore . . . Named as a two-time all-league selection in track, running the 100, 200 and 4x100 meter relay . . . Also threw the shot put . . . His sophomore, junior, and senior track teams all won state AA championships . . . In addition, wrestled and played rugby in his prep career . . . Lists "Man vs. Wild" as favorite television show and Lil Wayne as favorite recording artist . . . Enjoys working on motorcycles in spare time . . . Full name is Lex Douglas Hilliard, born July 30, 1984, in Kalispell, Mont.

LEX HILLIARD'S NFL REGULAR SEASON STATISTICS

YEAR	TEAM	GP	GS	RUSHING					RECEIVING						
				ATT.	YDS.	AVG.	LG	TD	NO.	YDS.	AVG.	LG	TD		
2008	Miami			PRACTICE SQUAD											
2009	Miami	16	0	23	89	3.9	18	1	20	158	7.9	18	2		

ADDITIONAL STATS

Miscellaneous Fumble Recoveries: 1 in 2009

Special Teams Tackles: 14 in 2009

SINGLE-GAME HIGHS

Rushing Yards:	24 at Carolina, 11/19/09
	22 at Buffalo, 11/29/09
Rushing Attempts:	5 at Buffalo, 11/29/09
	5 vs. New England, 12/6/09
Rushing TDs:	1 vs. Houston, 12/27/09
Longest Runs:	18 at Carolina, 11/19/09
Receptions:	9 vs. Houston, 12/27/09
	4 at Tennessee, 12/20/09
Receiving Yards:	74 vs. Houston, 12/27/09
	36 at Tennessee, 12/20/09
Longest Receptions:	18 vs. Houston, 12/27/09
	16 at Tennessee, 12/20/09
Receiving TDs:	1 vs. Houston, 12/27/09
	1 vs. Pittsburgh, 1/3/10
Total Touchdowns:	2 vs. Houston, 12/27/09 (1 rushing, 1 passing)

2009 GAME-BY-GAME STATISTICS

DATE	OPPONENT	P/S	RUSHING				RECEIVING				W/L	SCORE
			ATT.	YDS.	LG	TD	NO.	YDS.	LG	TD		
9/13	at Atlanta	P	0	0	0	0	0	0	0	0	L	7-19
9/21	INDIANAPOLIS	P	0	0	0	0	0	0	0	0	L	23-27
9/27	at San Diego	P	0	0	0	0	0	0	0	0	L	13-23
10/4	BUFFALO	P	0	0	0	0	0	0	0	0	W	38-10
10/12	NEW YORK JETS	P	0	0	0	0	0	0	0	0	W	31-27
10/25	NEW ORLEANS	P	0	0	0	0	0	0	0	0	L	34-46
11/1	at New York Jets	P	0	0	0	0	0	0	0	0	W	30-25
11/8	at New England	P	0	0	0	0	0	0	0	0	L	17-27
11/15	TAMPA BAY	P	0	0	0	0	0	0	0	0	W	25-23
11/19	at Carolina	P	4	24	18	0	2	7	6	0	W	24-17
11/29	at Buffalo	P	5	22	9	0	2	15	11	0	L	14-31
12/6	NEW ENGLAND	P	5	12	5	0	1	8	8	0	W	22-21
12/13	at Jacksonville	P	2	3	2	0	1	7	7	0	W	14-10
12/20	at Tennessee	P	3	7	3	0	4	36	16	0	L	24-27*
12/27	HOUSTON	P	3	12	7	1	9	74	18	1	L	20-27
1/3/10	PITTSBURGH	P	1	9	9	0	1	11	11	1	L	24-30
2009 TOTALS		16-0	23	89	18	0	20	158	18	2	7-9	

* - Overtime



RICHIE INCOGNITO

GUARD

68

HEIGHT: 6-3
WEIGHT: 324
BORN: 7/5/83
COLLEGE: Nebraska '05
ACQUIRED: UFA, 2010 (Buff.)
NFL: Sixth Season
DOLPHINS: First Season





FINS FACT

Richie played both sides of the ball at Mountain Ridge High School in Glendale, Ariz., and helped his team to an 8-4 record and the first round of the state playoffs in 2000. He was the first Division I-A player to come out of Mountain Ridge, which opened in 1996. Incognito only visited Nebraska and committed in May of 2000, before attending the Big Red Football School. He was also recruited by Michigan, Michigan State, Southern California and Oregon.

PRO CAREER

CAREER TRANSACTIONS: Signed with the Dolphins as an unrestricted free agent from Buffalo on March 17, 2010 . . . Claimed by Buffalo off of waivers from the St. Louis Rams on December 17, 2009 . . . Released by St. Louis on December 15, 2009 . . . Originally was a third-round draft choice (81st overall) of the Rams in 2005.

2009 - Started total of 12 games with St. Louis and Buffalo . . . Opened nine games at right guard with St. Louis (Games 1-7 and 12-13) . . . Was declared inactive for Games 8-11 . . . Released by St. Louis on December 15 . . . Claimed by Buffalo off waivers on December 17 . . . Stared final three games of season at right guard . . . Helped block for Buffalo running back Fred Jackson's 212-yard rushing performance vs. Indianapolis (1/3/10), the team's first 200-plus yard rusher since Thurman Thomas on September 24, 1990 . . . Also was a part of an offensive line that held Indianapolis' defense to zero sacks in season finale.

2008 - Started each of the season's first 15 games before being declared inactive for the season finale . . . Part of an offensive line that allowed 45 sacks, the fewest allowed by the team since 2003 . . . Blocked for RB Steven Jackson's 160 rushing yard and three touchdown game vs. Dallas (10/19), which earned Jackson NFC Offensive Player of the Week honors.

2007 - Played and started four games . . . Was inactive for the first four weeks of the season . . . Saw first action of season vs. Arizona (10/17), starting at right guard . . . Started next three games at right guard . . . Inactive at New Orleans (11/11) prior to being placed on injured reserve (11/14) with a right knee injury and missing remainder of season.

2006 - Started all 16 games at three different positions on the offensive line . . . Joined tackle Alex Barron as only one of two offensive linemen to start each game. . . Blocking efforts helped QB Marc Bulger throw for a career-high 4,301 yards and 24 touchdowns along with RB Steven Jackson producing 1,528 rushing yards and 13 scores . . . Blocked for an offense which produced a 4,000-yard passer, a 1,500-yard rusher, and two 1,000-yard receivers, one of only four offenses in NFL history to accomplish the feat . . . Made NFL debut, starting at left guard vs. Denver (9/10) . . . Moved to center in Week 2 at San Francisco (9/17) . . . Started at his third position in 2006 when he started at right guard vs. Oakland (12/17).

2005 - Placed on Reserve/Unsigned list until Week 3 and was then placed on Non-Football Injury List for the remainder of the season with a knee injury suffered at the Scouting Combine.

COLLEGE

Three-year starter at Nebraska . . . Started 13 games at left tackle as a junior . . . Named first-team All-Big 12 selection by the Associated Press . . . Posted 171 pancake blocks, the second-highest single-season total in Husker history . . . Played in all 14 games with 13 starts as a redshirt freshman in 2002 . . . Became the first Husker freshman offensive lineman to start in a season opener and just the third rookie lineman to earn any start in his first year of competition . . . Named first-team Freshman All-American by FWAA, The Sporting News and Rivals.com as well as first-team Freshman All-Big 12 by The Sporting News . . . Redshirted as a freshman in 2001.

PERSONAL

Played on both sides of the ball, also serving as the squad's long snapper, at Mountain Ridge High School in Glendale, Ariz . . . Earned All-America honors as a senior and named to Prep Star's 120-man Dream Team . . . Also named second-team honoree on the Long Branch Press-Telegram's Best in the West list and finalist for Arizona Player of the Year Award . . . Winner of the Brian Murray Award, which goes to the best lineman in state, and Frank Kush Award, representing best offensive lineman in Arizona . . . Participated in the Heart Gallery clinic for foster kid adoptions . . . Full name is Richard Dominick Incognito, Jr., born on July 5, 1983 in Englewood, N.J.

RICHIE INCOGNITO'S NFL REGULAR SEASON STATISTICS

GAMES/STARTS: (St. Louis) 2005: Non-Football Injury List; 2006: 16/16; 2007: 4/4; 2008: 15/15; 2009: 12/12 (St. Louis 9/9, Buffalo 3/3) **NFL TOTALS: 47/47**

DOLPHINS PRO BOWL TOUCHDOWNS

In the 2006 Pro Bowl, wide receiver Chris Chambers scored on a 16-yard reception from Peyton Manning in the first quarter to open the game's scoring. In the process, Chambers became the fifth Dolphin to account for a touchdown in the NFL's annual All-Star contest. Prior to that, the most recent Dolphin to have accounted for a touchdown in the Pro Bowl was running back Ricky Williams, who scored on a pair of one-yard runs as he was named the MVP in the AFC's 45-20 route of the NFC in the 2003 game. The others who have achieved this feat are wide receiver Mark Clayton, who caught a nine-yard touchdown pass from Buffalo's Jim Kelly in the 1991 game, tight end Ferrell Edmunds, who had a five-yard scoring reception from Seattle's Dave Krieg in the 1989 game, and Hall of Fame wide receiver Paul Warfield, who caught a 32-yard TD pass from Dolphins teammate Bob Griese in the '74 contest.



KENDALL LANGFORD

DEFENSIVE END

70

HEIGHT: 6-6
WEIGHT: 290
BORN: 1/27/86
COLLEGE: Hampton '08
ACQUIRED: D3, 2008
NFL: Third Season
DOLPHINS: Third Season



FINS FACT

All football fans have a Super Bowl memory, however not many have one like Kendall's parents, Calvin and Ardee. During the first quarter of Super Bowl XX in 1986, Ardee, who was expecting her third child, called Calvin, who was attending a Super Bowl party that he helped organize for his fellow police officers to let him know that she was in labor and his third child was on the way. Thinking that Ardee was playing a joke on him, Calvin returned home to find Ardee in labor. The couple headed to the hospital and a few hours later an 8-pound, 3-ounce Kendall Arkel Langford was born.

PRO CAREER

CAREER TRANSACTIONS: Originally was a third-round draft choice (66th overall) of the Dolphins in 2008.

2009 - Played in all 16 games with 14 starts . . . Finished with career highs of 43 tackles (33 solo) and 2.5 sacks . . . Added two passes defended and a forced fumble . . . Registered four tackles, including one sack for an eight yard loss, at San Diego (9/27) . . . Posted three tackles vs. Buffalo (10/4) . . . Recorded one tackle, along with a half-sack, at Buffalo (11/29) . . . Had four tackles vs. New England (12/6) . . . Had three tackles and a sack at Tennessee (12/20) . . . Registered five tackles vs. Houston (12/27) . . . Had season-high six tackles vs. Pittsburgh (1/3/10).

2008 - Played in all 16 regular season games, starting 13 . . . Tallied 31 tackles (25 solo) and two sacks for a total of 12 yards in losses . . . Made his NFL debut in a start vs. N.Y. Jets (9/7) and had three tackles including one sack, tackling Jets quarterback Brett Favre for a seven-yard loss . . . Became the first Dolphins rookie to register a sack in a season opener since Aug. 31, 1997, against Indianapolis when rookies Jason Taylor and Derrick Rodgers (both also third-round draft choices) both had sacks . . . Had two tackles including one sack at Arizona (9/14), tackling Cardinals' quarterback Kurt Warner for a five-yard loss . . . Become the first Dolphins rookie to have a sack in each of his first two NFL games since sacks became an official statistic in 1982 . . . Was part of a defensive line at Denver (11/2) that helped limit the Broncos to 14 rushing yards, a Dolphins single-game team defensive record . . . Made his playoff debut in a starting role in AFC Wild Card game vs. Baltimore (1/4/09) and had two tackles.

COLLEGE

Was a four-year letterman (2004-07) and three-year starter at Hampton . . . Named first-team All-Mid-Eastern Athletic Conference choice as a senior, junior and sophomore, becoming the school's first defensive lineman to be named first-team All-Conference three consecutive seasons since former Dolphins defensive tackle Ike Readon (1987) was named All-CIAA from 1983-1985 . . . Recorded 236 tackles (110 solo) with 23.5 sacks for minus 175 yards, 56.5 stops for loss and 39 quarterback pressures in his career . . . Also caused nine fumbles and recovered another for a 30-yard touchdown return . . . Deflected five passes, returned an interception 22 yards for a touchdown and blocked five kicks . . . Started 11 games at right defensive end as a senior in 2007 . . . Led the team with 72 tackles (32 solo) and 12 quarterback pressures . . . Ranked second on the squad with six sacks for minus 57 yards and 13.5 stops for loss . . . Also caused two fumbles and deflected a pass . . . On special teams, he blocked a kick and also recovered a blocked field goal . . . Played in the Senior Bowl and the East-West Shrine Game . . . Started all 12 games as a junior in 2006 . . . Named first-team All-American and All-MEAC . . . Helped the school rank sixth in the nation in scoring defense (14.5 ppg) . . . Led team's down linemen with 55 tackles (32 solo) and topped team and ranked third in the MEAC with 8.5 sacks for minus 58 yards . . . Finished second in the conference with 16 stops for loss and registered eight quarterback pressures and caused

two fumbles . . . Also blocked a kick and deflected one pass . . . Started all 12 games at left defensive end as a sophomore in 2005 . . . Earned first-team all-conference honors . . . Led a defense which ranked second in the nation in scoring defense . . . Finished second on the team with 65 tackles (31 solo), tied for third on the squad with 4.5 sacks for minus 40 yards and led squad with 15.5 stops for loss . . . Registered 12 quarterback pressures and caused three fumbles . . . Also blocked a pair of kicks and deflected two passes . . . Played in 12 games with three starts as a freshman in 2004 . . . Named as a freshman All-America selection . . . Ranked sixth on the team with 44 tackles (15 solo) and placed second on the squad with 4.5 sacks for minus 20 yards and 11.5 stops for loss . . . Collected seven quarterback pressures and caused two fumbles . . . Also recovered a fumble that he advanced 30 yards for a touchdown . . . Earned degree in sports management.

PERSONAL


Attended Petersburg (Va.) High School . . . Earned first-team all-district and second-team All-Metro and All-Region honors as a senior defensive lineman . . . Lists "CSI: Miami" as favorite television show, "Life" as favorite movie and Jay-Z as favorite recording artist . . . Enjoys playing video games in spare time . . . Participated in the Miami Dolphins Foundation's Fishing Tournament and Kids Fishing Clinic as well as the team's holiday toy giveaway . . . Provided tents and joined families in Little Haiti to speak with their families back in Haiti . . . Took part in the inaugural Miami Dolphins Touchdown For Life Blood Drive . . . Full name is Kendall Arkel Langford, born January 27, 1986 in Petersburg, Va.

KENDALL LANGFORD'S NFL REGULAR SEASON STATISTICS

YEAR	TEAM	GP	GS	TACKLES					INTERCEPTIONS					FUMBLES		
				TOT	SOLO	ASST	SK	YDS	NO	YDS	LG	TD	PD	FF	FR	YDS
2008	Miami	16	13	31	25	6	2.0	12.0	0	0	-	0	3	0	0	0
2009	Miami	16	14	43	33	10	2.5	8.0	0	0	-	0	2	1	0	0
NFL TOTALS		32	27	74	58	16	4.5	20.0	0	0	-	0	5	1	0	0

KENDALL LANGFORD'S NFL PLAYOFF STATISTICS


YEAR	TEAM	GP	GS	TACKLES					INTERCEPTIONS					FUMBLES		
				TOT	SOLO	ASST	SK	YDS	NO	YDS	LG	TD	PD	FF	FR	YDS
2008	Miami	1	1	2	2	0	0.0	0.0	0	0	-	0	0	0	0	0



JAKE LONG TACKLE

77

HEIGHT: 6-7
WEIGHT: 310
BORN: 5/9/85
COLLEGE: Michigan '08
ACQUIRED: D1, 2008
NFL: Third Season
DOLPHINS: Third Season



FINS FACT

Being selected with the first overall pick in the NFL Draft doesn't mean success is instant. In 2008, Jake became just the fourth overall No. 1 selection, since 1970 when the AFL and NFL merged, to play in the Pro Bowl following his rookie campaign. He is the first since New Orleans Saints running back George Rogers, who accomplished the feat in 1981. Jake joins the exclusive company of Rogers, Houston Oilers running back Earl Campbell (1978) and Detroit Lions running back Billy Sims (1980), who were each selected to the annual NFL all star game after being the top selection.

PRO CAREER

CAREER PRO BOWL SELECTIONS: 2 (2008-09)

CAREER TRANSACTIONS: Originally was a first round draft choice (1st overall) of the Dolphins in 2008.

2009 - Started all 16 games at left tackle for the second straight season . . . Named a starter on the AFC Pro Bowl squad . . . Became the first Dolphins offensive lineman to be selected to consecutive Pro Bowls since Richmond Webb was named to seven straight Pro Bowls (1990-96) . . . Named first-team All-Pro by The Sporting News and second-team All-Pro by the Associated Press . . . Anchored offensive line that paved the way for the NFL's fourth ranked rushing attack . . . Played a key role as Dolphins gained 250 yards on the ground vs. Buffalo (10/4) . . . Member of an offensive line that did not allow a sack for consecutive games vs. Tampa (11/15) and then four days later at Carolina (11/19).

2008 - Started all 16 games at left tackle . . . Named to AFC Pro Bowl squad . . . Made his NFL and Dolphins debut in a starting role vs. N.Y. Jets (9/7) . . . When he started along with fellow rookie offensive lineman Donald Thomas in that Jets game, it marked the first time two Dolphins rookies started along the offensive line in the same game since a contest at St. Louis on Dec. 24, 1995 when rookies Billy Milner and Andrew Greene opened at right tackle and guard, respectively . . . It also was the first time two rookie offensive linemen started the season opener since a game at New England on Sept. 9, 1990 when rookies Richmond Webb started at left tackle and Keith Sims started at left guard . . . Suffered an ankle injury vs. New England (11/23) . . . Made his playoff debut in a starting role at left tackle in AFC Wild Card game vs. Baltimore (1/4/09).

COLLEGE

Was a four-year letterman at Michigan (2004-07) . . . Started 40 games during his career, including his last 26 at left tackle . . . In those 26 contests, he was penalized only once on 1,743 offensive plays . . . Was a two-time team captain and the first Wolverine to garner Big Ten Conference Offensive Lineman of the Year honors in consecutive seasons . . . Started all 13 games at left offensive tackle as a senior . . . Earned consensus first-team All-America honors . . . Finished second in the voting for the Lombardi Award and Outland Trophy . . . Was a unanimous first-team All-Big Ten Conference selection and named the league's Offensive Lineman of the Year for the second straight season . . . Added Academic All-Big Ten Conference honors . . . Registered 119 knockdowns, including 18 touchdown-resulting blocks, and allowed only one quarterback sack on 423 pass plays . . . Started all 13 games at left tackle as a junior in 2006 . . . Earned first-team All-America accolades from The NFL Draft Report, American Football Coaches Association, Walter Camp Football Foundation, Football Writers Association of America, Associated Press, Rivals.com and Sports Illustrated . . . Named the Big Ten's Offensive Lineman of the Year . . . Registered 128 knockdowns with 15 touchdown-resulting blocks . . . Underwent shoulder surgery after spring drills in 2005 and also had foot and ankle problems that limited him most of the year . . . Sat out the team's first seven games before returning in a reserve role at right tackle against Iowa . . . Started the final four contests at right tackle . . . Saw action in 12 games, starting the final 10 contests at right offensive tackle, as a redshirt freshman in 2004 . . . Earned second-team All-Big Ten Conference honors from the league's coaches and honorable mention from the media . . . Added Scripps/Football Writers Association of America, Rivals.com and The Sporting News Freshman All-American first-team accolades . . . Lined up as a reserve left tackle in his college debut against Miami (Ohio) . . . Recovered a crucial fumble in the Michigan State clash . . . Redshirted as a freshman in 2003, performing on the scout team . . . Majored in general studies.

PERSONAL

Attended Lapeer (Mich.) East High School, where he was a three-year starter on the offensive line . . . As a senior became the first player in school history to earn first-team all-state honors . . . Did not allow a quarterback sack in three seasons as a starter . . . Recorded 213 tackles with 11 sacks, 38 stops for loss and nine forced fumbles as a defensive tackle . . . Rushed for three touchdowns as a fullback during his junior campaign and added another touchdown as a senior . . . Also lettered in baseball as a first baseman, setting the school single-season home run and RBI records as a junior . . . Was also the starting center on the basketball team, as he broke the school single-season record for shooting percentage during his junior year (62.3 percent) . . . Younger brother, Joe, is in his junior season as an offensive lineman at Wayne State . . . Older brother, John, is a teacher and football coach at Corunna (Mich.) High School . . . Lists "Seinfeld" as favorite television show, "Rudy" as favorite movie and Johnny Cash as favorite recording artist . . . Enjoys spending time outdoors, including hunting . . . Participated in the Miami Dolphins Foundation's fishing and golf tournaments and the Kids and Fins Publix Shopping Spree . . . Represented the team at a

luncheon for members of the U.S. Southern Military Command . . . Handed out backpacks to South Florida youth as part of the Kids and Fins Back to School Kickoff event . . . Purchased and distributed Thanksgiving meals and holiday toys . . . Took part in the inaugural Miami Dolphins Touchdown For Life Blood Drive . . . Part of the "All-Community Team" in which he donates a block of tickets for every home game to various youth programs . . . Frequently visits local schools . . . Full name is Jake Edward Long, born May 9, 1985, in Detroit, Mich.

JAKE LONG'S NFL REGULAR SEASON STATISTICS

GAMES/STARTS: 2008: 16/16; 2009: 16/16 **NFL TOTALS: 32/32**

JAKE LONG'S NFL PLAYOFF STATISTICS

GAMES/STARTS: 2008: 1/1

ADDITIONAL STATS

Miscellaneous Tackles: 1 in 2008

	BRANDON MARSHALL	19
	WIDE RECEIVER	
	HEIGHT: 6-4 WEIGHT: 230 BORN: 3/23/84 COLLEGE: Central Florida '06 ACQUIRED: T, 2010 (Den.) NFL: Fifth Season DOLPHINS: First Season	

FINS FACT

Brandon wasted little time putting down roots in the South Florida community as he hosted a free youth football clinic on June 26, 2010, at the Dolphins' training facility. More than 350 children between ages 6 and 14 attended his non-contact clinic. "The thing for me is to give back the love that I've been getting," Brandon said. "The past few years, it's been up and down for me. And to be received as much as I have in the community, it's important to build my structure in the community. I don't want to be all over the place doing appearances. I want to be all over the place giving back."

PRO CAREER

CAREER TRANSACTIONS: Acquired by the Dolphins in a trade with Denver which involved sending two draft choices to the Broncos . . . Originally selected by the Denver Broncos in the fourth round (119th overall) of the 2006 NFL Draft.

2009 - Played in 15 games with 13 starts in final season with the Broncos . . . Finished with 101 receptions 1,120 yards with 10 touchdowns . . . Added seven rushes for 39 yards . . . Reception total tied for third highest in the NFL . . . Became just the fifth player in league history to post three consecutive 100-catch seasons . . . Selected to second consecutive Pro Bowl . . . Opened season with four catches for 27 yards at Cincinnati (9/13) . . . Caught three passes for 34 yards vs. Cleveland (9/20) . . . Registered five catches for 67 yards and a touchdown at Oakland (9/27) . . . Finished with four catches for 91 yards vs. Dallas (10/4), including a 51-yard game-winning touchdown reception with 1:46 remaining. . . Had his third career multiple touchdown game with eight catches for 64 yards and two touchdowns vs. New England (10/11) . . . Posted 11 catches for 112 yards vs. Pittsburgh (11/9) . . . Had five catches for 134 yards, a 26.8 average, along with two first-half touchdowns, including a 75-yard score, at Washington (11/15) . . . Was his second multiple-touchdown game of the year and fourth of career . . . Led the team with six receptions for 86 yards vs. N.Y. Giants (11/26) . . . Hauled in seven catches for 94 yards and one touchdown at Kansas City (12/6) . . . Set an NFL record with 21 receptions for a career-high 200 yards and two touchdowns at Indianapolis

(12/13) . . . Caught eight passes for 39 yards at Philadelphia (12/27) to reach 100 catches for the third consecutive season . . . Inactive vs. Kansas City (1/3/10) . . .

SINGLE-GAME RECEIVING RECORD: Marshall owns two of the NFL's all-time top five single-game reception totals . . . He set the NFL record with 21 receptions for a career-high 200 yards and two touchdowns at Indianapolis on December 13, 2009 . . . Marshall also appears on the list with an 18-catch performance on September 14, 2008 against the San Diego Chargers . . . He is the only player in NFL history to have two games of 15 or more receptions:

MOST CATCHES IN A SINGLE GAME IN NFL HISTORY

PLAYER, TEAM	DATE	OPPONENT	NO.	YDS	TD
1. BRANDON MARSHALL, DEN.	12/13/09	INDIANAPOLIS	21	200	2
2. Terrell Owens, S.F.	12/17/00	Chicago	20	283	1
3. BRANDON MARSHALL, DEN.	9/14/08	SAN DIEGO	18	166	1
Tom Fears, L.A. Rams	12/3/50	Green Bay	18	189	2
5. Clark Gaines, N.Y.J.	9/21/80	San Francisco	17	160	0

100-CATCH SEASONS: Marshall has had 100-plus catches in each of the past three seasons (2007-09) . . . His three seasons of 100 or more catches is tied for the third-most in NFL history, behind Marvin Harrison (4; 1999-02) and Jerry Rice (4; 1990, 1994-96):

MOST SEASONS OF 100-PLUS CATCHES IN NFL HISTORY

PLAYER	TEAM	100-CATCH SEASONS	YEARS
1. Marvin Harrison	Indianapolis	4	1999-2002
Jerry Rice	San Francisco	4	1990, 1994-96
3. BRANDON MARSHALL	DENVER	3	2007-09
Herman Moore	Detroit	3	1995-97
Andre Johnson	Houston	3	2006, 2008-09
Wes Welker	New England	3	2007-09

In addition, Marshall's streak of three consecutive 100-plus catch seasons is the tied for the longest active streak in the NFL (with New England's Wes Welker) and tied for the second-longest overall consecutive year streak in NFL history:

MOST CONSECUTIVE SEASONS OF 100-PLUS CATCHES IN NFL HISTORY

PLAYER	TEAM	CONSECUTIVE 100-CATCH SEASONS	YEARS
1. Marvin Harrison	Indianapolis	4	1999-2002
2. BRANDON MARSHALL	DENVER	3	2007-09
Wes Welker	New England	3	2007-09
Herman Moore	Detroit	3	1995-97
Jerry Rice	San Francisco	3	1994-96

AMONG RECEIVING LEADERS FROM 2007-09: Over the past three seasons (2007-09), Marshall ranks among the league leaders in every major receiving category, including receptions (307; second), receiving yards (3,710; sixth) and receiving touchdowns (23; tied for 12th):

NFL'S LEADING RECEIVERS LAST THREE SEASONS (2007-09)

RECEPTIONS			RECEIVING YARDS		
PLAYER	TEAM	NO.	PLAYER	TEAM	YARDS
1. Wes Welker	N.E.	346	1. Andre Johnson	Hou.	3,995
2. BRANDON MARSHALL	DEN.	307	2. Larry Fitzgerald	Ariz.	3,932
3. Larry Fitzgerald	Ariz.	293	3. Reggie Wayne	Ind.	3,919
4. Reggie Wayne	Ind.	286	4. Randy Moss	N.E.	3,765
5. T.J. Houshmandzadeh	Cin., Sea.	283	5. Roddy White	Atl.	3,737
			6. BRANDON MARSHALL	DEN.	3,710

2008 - Started all 15 games in which he appeared . . . Finished third in the NFL with 104 receptions and seventh in the league with 1,265 receiving yards along with six touchdowns . . . Earned his first trip to the Pro Bowl (starter) . . . Became just the second Bronco with

consecutive 100-catch seasons, joining Rod Smith (2000-01) . . . His 104 grabs marked the second most by a Denver player in a season in club history, while his 1,265 receiving yards ranked fifth for a year in Broncos annals . . . Had three 100-yard receiving games in 2008 . . . Tied for second in the NFL during the 2008 season with three 10-catch games . . . Suspended by the NFL for the season opener at Oakland (9/8) . . . Tied for the second-most receptions in a game in NFL history (now tied for third) with a then franchise-record 18 receptions for 166 yards with one touchdown vs. San Diego (9/14) . . . Named AFC Offensive Player of the Week for his effort against the Chargers . . . Set an NFL record for catches (55) in a five game period dating back to 2007 through the San Diego game . . . Posted the second-most catches in league history through a player's first two games of a season with 24 . . . Recorded six catches for 155 yards and one touchdown against New Orleans (9/21) . . . Hauled in nine catches for 98 yards vs. Jacksonville (10/12) . . . Recorded second career multiple-touchdown game with an 11 catch, 91 yard, two touchdown effort against Kansas City (12/7) . . . Had second 10+ reception game within three weeks as he hauled in 10 catches for 129 yards vs. Buffalo (12/21) . . . Closed out the season with six receptions for 55 yards at San Diego (12/28), which eclipsed the 100 reception plateau for the second straight season.

2007 - Started all 16 games . . . Led team with 102 receptions, 1,325 receiving yards (13.0 avg.) and seven receiving touchdowns . . . Added five rushes for 57 yards (11.4 avg.) . . . His 102 receptions marked the third-most by a second-year player in NFL history and ranked second in Broncos history as well as fifth in the NFL for the year . . . His 1,325 receiving yards ranked third in Broncos history and sixth in the league for the year . . . Recorded four 100-yard receiving games and totaled three outings with at least 10 catches . . . Posted first career 100-yard game with seven catches for 133 yards vs. Jacksonville (9/23) . . . Led team with nine catches for 96 yards at Detroit (11/4) . . . Registered four catches, including a 41-yard touchdown reception, vs. Tennessee (11/19) on Monday Night Football . . . Hauled in four catches for 97 yards and one touchdown coming on a 68-yard reception at Chicago (11/25) . . . Led the NFL with 43 receptions in December (five games) that went for 478 yards with three touchdowns . . . Recorded his first ten catch outing as a professional with two touchdowns and 115 receiving yards against Kansas City (12/9) . . . Performance against the Chiefs marked the first multiple touchdown game of his career, and he also surpassed the 1,000-yard receiving mark for the season . . . Caught a season-high 11 catches for 107 yards at Houston (12/13), becoming the first Bronco in club history to post consecutive 10-catch efforts . . . Recorded his third outing of ten or more catches in a four-game span with ten receptions for 114 yards with one touchdown while carrying the ball twice for 31 yards, including a career-long 24-yard carry vs. Minnesota (12/30).

2006 - Saw action in 15 games including one start as a rookie . . . Finished with 20 catches for 309 yards (15.5 avg.) with two touchdowns . . . Rushed twice for 12 yards and contributed six special-teams stops . . . Declared inactive for the season opener at St. Louis after tearing posterior cruciate ligament in his right knee during first preseason game at Detroit (8/11) . . . Had a special teams tackle in his NFL debut vs. Kansas City (9/17) . . . Recorded the first two catches of his NFL career, including a nine yard touchdown reception, at Cleveland (10/22) . . . Posted 18 catches for 287 yards (15.5 avg.) with one touchdown in the Broncos' final seven games, including at least one catch in each of those contests . . . Scored on a 71-yard catch-and-run grab from Jay Cutler on Sunday Night Football vs. Seattle (12/3) that marked the second-longest passing play in Broncos history . . . Tied for team lead with five catches for 58 yards along with a six yard carry at Arizona (12/17) . . . Recorded his first NFL start vs. Cincinnati (12/24) leading the team with four catches for 65 yards.

COLLEGE

Started 21 career games at wide receiver for Central Florida (2002-05) and added seven starts at safety for the school during his junior year . . . Played 44 career games at UCF, posting 112 receptions for 1,674 yards (14.9 avg.) with 13 touchdowns . . . Recorded 52 tackles (31 solo), one interception, 0.5 sacks, two pass breakups and one forced fumble defensively as a member of the Golden Knights defense . . . Led UCF with career highs in receptions (74), receiving yards (1,195) and receiving touchdowns (11) in 13 games (12 starts) as a senior to earn second-team All-Conference USA honors . . . Ranked second in UCF annals for a season in receiving yards (1,195) while tying for sixth in touchdown catches (11) and tying for eighth in receptions (74) that year . . . Majored in liberal studies.

PERSONAL

Married (Michi) . . . Prepped at Lake Howell High School in Winter Park, Fla, where he was chosen as an All-State selection and was named the Seminole County Utility Player of the Year . . . Accounted for 1,506 yards of total offense as a

senior, gaining 1,056 yards through the air and 450 on the ground . . . Threw 11 touchdowns and also scored four defensively (two interception returns and two fumble returns). . . Named MVP of the all-Central Florida game . . . Lettered in basketball and track three times . . . Won the Class 3A state triple-jump championship with a jump of 48-feet, six-and-three-quarter inches as a senior . . . Had another 48-foot jump to win the triple jump at the Golden South track and field event . . . An active member of the Kappa Psi fraternity and the group's charity work . . . Working on a project to restore Larimer Park in Pittsburgh, where he resides . . . Restores vintage automobiles . . . Shopped with a family in need selected by the Cooperative Feeding Program . . . Full name is Brandon Marshall, born on March 23, 1984, in Pittsburgh, Pa.

BRANDON MARSHALL'S NFL REGULAR SEASON STATISTICS

YEAR	TEAM	RECEIVING							RUSHING				
		GP	GS	NO.	YDS.	AVG.	LG	TD	ATT.	YDS.	AVG.	LG	TD
2006	Denver	15	1	20	309	15.5	71t	2	2	12	6.0	6	0
2007	Denver	16	16	102	1325	13.0	68t	7	5	57	11.4	24	0
2008	Denver	15	15	104	1265	12.2	47	6	2	-4	-2.0	7	0
2009	Denver	15	13	101	1120	11.1	75t	10	7	39	5.6	14	0
NFL TOTALS		61	45	327	4019	12.3	75t	25	16	104	6.5	24	0

ADDITIONAL STATS

Special Teams Tackles: 6 in 2006

Miscellaneous Tackles: 7 in 2007, 2 in 2008, 2 in 2009 for total of 11

Fumble Recoveries: 2 in 2007

Passing: Sacked twice for a loss of nine yards in 2007

SINGLE-GAME HIGHS

Receptions:	21	at Indianapolis, 12/13/09
	18	vs. San Diego, 9/14/08
	11	at Houston, 12/13/07
	11	vs. Kansas City, 12/7/08
	11	vs. Pittsburgh, 11/09/09
Receiving Yards:	200	at Indianapolis, 12/13/09
	166	vs. San Diego, 9/14/08
	155	vs. New Orleans, 9/21/08
	134	at Washington, 11/15/09
	133	vs. Jacksonville, 9/23/07
Longest Receptions:	75t	at Washington, 11/15/09
	71t	vs. Seattle, 12/03/06
	68t	at Chicago, 11/25/07
	51t	vs. Dallas, 10/4/09
	49	vs. Jacksonville, 9/23/07
	49	at Kansas City, 12/6/09
TD Receptions:	2	Five times (last: at Indianapolis, 12/13/09)
Most Rushes:	2	vs. Minnesota, 12/30/07
	2	at Philadelphia, 12/27/09
Most Rushing Yards:	31	vs. Minnesota, 12/30/07
Longest Rush:	24	vs. Minnesota, 12/30/07

100-YARD RECEIVING GAMES (10)

DATE	OPPONENT	NO.	YDS.	AVG.	LG	TD
9/23/07	vs. Jacksonville	7	133	19.0	49	0
12/9/07	vs. Kansas City	10	115	11.5	22	2
12/13/07	at Houston	11	107	9.7	17	0
12/30/07	vs. Minnesota	10	114	11.4	17	1
9/14/08	vs. San Diego	18	166	9.2	34	1
9/21/08	vs. New Orleans	6	155	25.8	35t	1
12/21/08	vs. Buffalo	10	129	12.9	24	0
11/9/09	vs. Pittsburgh	11	112	10.2	18	0
11/15/09	at Washington	5	134	26.8	75t	2
12/13/09	at Indianapolis	21	200	9.5	23	2

2006 GAME-BY-GAME STATISTICS (Denver)

DATE	OPPONENT	P/S	RECEIVING				RUSHING				W/L	SCORE
			NO.	YDS.	LG	TD	ATT.	YDS.	LG	TD		
9/10	at St. Louis		INACTIVE								L	10-18
9/17	KANSAS CITY	P	0	0	0	0	0	0	0	0	W	9-6
9/24	at New England	P	0	0	0	0	0	0	0	0	W	17-7
10/9	BALTIMORE	P	0	0	0	0	0	0	0	0	W	13-3
10/15	OAKLAND	P	0	0	0	0	0	0	0	0	W	13-3
10/22	at Cleveland	P	2	22	13	1	0	0	0	0	W	17-7
10/29	INDIANAPOLIS	P	0	0	0	0	0	0	0	0	L	31-34
11/5	at Pittsburgh	S	0	0	0	0	0	0	0	0	W	31-20
11/12	at Oakland	P	0	0	0	0	0	0	0	0	W	17-13
11/19	SAN DIEGO	P	1	33	33	0	0	0	0	0	L	27-35
11/23	at Kansas City	P	3	21	9	0	0	0	0	0	L	10-19
12/3	SEATTLE	P	1	71	71t	1	0	0	0	0	L	20-23
12/10	at San Diego	S	2	19	13	0	0	0	0	0	L	20-48
12/17	at Arizona	P	5	58	17	0	1	6	6	0	W	37-20
12/24	Cincinnati	S	4	65	36	0	1	6	6	0	W	24-23
12/31	SAN FRANCISCO	P	2	20	19	0	0	0	0	0	L	23-26
2006 TOTALS		15-1	20	309	71t	2	2	12	16	0	9-7	

2007 GAME-BY-GAME STATISTICS (Denver)

DATE	OPPONENT	P/S	RECEIVING				RUSHING				W/L	SCORE
			NO.	YDS.	LG	TD	ATT.	YDS.	LG	TD		
9/9	at Buffalo	S	5	52	19	1	0	0	0	0	W	15-14
9/16	OAKLAND	S	5	82	22	0	0	0	0	0	W	23-20
9/23	JACKSONVILLE	S	7	133	49	0	0	0	0	0	L	14-23
9/30	at Indianapolis	S	3	23	12	1	0	0	0	0	L	20-38
10/7	SAN DIEGO	S	7	72	26	0	0	0	0	0	L	3-41
10/21	PITTSBURGH	S	6	77	22	0	0	0	0	0	W	31-28
10/29	GREEN BAY	S	3	74	35	0	0	0	0	0	L	13-19
11/4	at Detroit	S	9	96	16	0	0	0	0	0	L	7-44
11/11	at Kansas City	S	6	85	38	0	0	0	0	0	W	27-11
11/19	TENNESSEE	S	4	56	41t	1	1	16	16	0	W	34-20
11/25	at Chicago	S	4	97	68t	1	1	0	0	0	L	34-37
12/2	at Oakland	S	6	67	32	0	0	0	0	0	L	20-34
12/9	KANSAS CITY	S	10	115	22	2	1	10	10	0	W	41-7
12/13	at Houston	S	11	107	17	0	0	0	0	0	L	13-31
12/24	at San Diego	S	6	75	27	0	0	0	0	0	L	3-23
12/30	MINNESOTA	S	10	114	17	1	2	31	24	0	W	22-19
2007 TOTALS		16-16	102	1325	68t	7	5	57	16	0	7-9	

2008 GAME-BY-GAME STATISTICS (Denver)

DATE	OPPONENT	P/S	RECEIVING				RUSHING				W/L	SCORE
			NO.	YDS.	LG	TD	ATT.	YDS.	LG	TD		
9/8	at Oakland		SUSPENDED								W	41-14
9/14	SAN DIEGO	S	18	166	34	1	0	0	0	0	W	39-38
9/21	NEW ORLEANS	S	6	155	35t	1	0	0	0	0	W	34-32
9/28	at Kansas City	S	7	77	21	1	1	-11	-11	0	L	19-33
10/5	TAMPA BAY	S	3	25	13	0	0	0	0	0	W	16-13
10/12	JACKSONVILLE	S	9	98	21	0	0	0	0	0	L	17-24
10/20	at New England	S	6	77	20	0	1	7	7	0	L	7-41
11/2	MIAMI	S	2	27	14	0	0	0	0	0	L	17-26
11/6	at Cleveland	S	6	89	34	1	0	0	0	0	W	34-30
11/16	at Atlanta	S	6	89	47	0	0	0	0	0	W	24-20
11/23	OAKLAND	S	4	84	32	0	0	0	0	0	L	10-31

2008 GAME-BY-GAME STATISTICS (Denver)

DATE	OPPONENT	P/S	RECEIVING				RUSHING				W/L	SCORE
			NO.	YDS.	LG	TD	ATT.	YDS.	LG	TD		
11/30	at New York Jets	S	5	55	20	0	0	0	0	0	W	34-17
12/7	KANSAS CITY	S	11	91	21	2	0	0	0	0	W	24-17
12/14	at Carolina	S	5	48	19	0	0	0	0	0	L	10-30
12/21	BUFFALO	S	10	129	24	0	0	0	0	0	L	23-30
12/28	at San Diego	S	6	55	17	0	0	0	0	0	L	21-52
2008 TOTALS		15-15	104	1265	47	6	2	-4	7	0	8-8	

2009 GAME-BY-GAME STATISTICS (Denver)

DATE	OPPONENT	P/S	RECEIVING				RUSHING				W/L	SCORE	
			NO.	YDS.	LG	TD	ATT.	YDS.	LG	TD			
9/13	at Cincinnati	P	4	27	9	0	1	14	14	0	W	12-7	
9/20	CLEVELAND	S	3	34	25	0	1	5	5	0	W	27-6	
9/27	at Oakland	P	5	67	23	1	0	0	0	0	W	23-3	
10/4	DALLAS	S	4	91	51t	1	1	6	6	0	W	17-10	
10/11	NEW ENGLAND	S	8	64	13	2	0	0	0	0	W	20-17	
10/19	at San Diego	S	5	49	15	0	0	0	0	0	W	34-23	
11/1	at Baltimore	S	4	24	9	0	0	0	0	0	L	7-30	
11/9	PITTSBURGH	S	11	112	18	0	1	9	9	0	L	10-28	
11/15	at Washington	S	5	134	75t	2	0	0	0	0	L	17-27	
11/22	SAN DIEGO	S	3	26	22	0	0	0	0	0	L	3-32	
11/26	NEW YORK GIANTS	S	6	86	33	0	1	2	2	0	W	26-6	
12/6	at Kansas City	S	7	94	49	1	0	0	0	0	W	44-13	
12/13	at Indianapolis	S	21	200	23	2	0	0	0	0	L	16-28	
12/20	OAKLAND	S	7	73	24	1	2	3	7	0	L	19-20	
12/27	at Philadelphia	S	8	39	9	0	0	0	0	0	L	27-30	
1/3/10	KANSAS CITY		INACTIVE									L	24-44
2009 TOTALS		15-13	101	1120	75t	10	7	39	14	0	8-8		

* - Overtime



TONY McDANIEL

DEFENSIVE TACKLE

78

HEIGHT: 6-7
WEIGHT: 310
BORN: 1/20/85
COLLEGE: Tennessee '07
ACQUIRED: T, 2009 (Jack.)
NFL: Fifth Season
DOLPHINS: Second Season




FINS FACT

NFL players need motivation and sometimes it comes when you least expect it and such was the case for Tony, an undrafted free agent in training camp with the Jaguars in 2006. "In high school, I wasn't one of the top players in the nation," Tony said. "In college, I wasn't really one of the top players. I've always been a guy that people say has potential. So when the head coach, Jacksonville's Jack del Rio, comes and says 'You're a good player' and 'You can do all this if you just work on a couple of things,' to a guy who hadn't even made the team yet, it was kind of the confidence booster that made me believe that I can do this."

PRO CAREER

CAREER TRANSACTIONS: Acquired by the Dolphins for a 2009 7th-round (232nd overall) draft choice on March 20, 2009 . . . Signed by the Jacksonville Jaguars as an undrafted free agent on April 30, 2006.

2009 - Played in all 16 games for the first time in his career . . . Finished with 16 tackles (13 solo) and a career-high one and a half sacks . . . Made Dolphins debut at Atlanta (9/13) and posted one tackle . . . Recorded a season-high three tackles vs. Buffalo (10/4) . . . Had two tackles at Carolina (11/19) . . . Posted two tackles and 1.5 sacks for 16.5 yards in losses at Buffalo (11/29) . . . Recorded two tackles at Tennessee (12/20) . . . Had two tackles vs. Houston (12/27).

2008 - Appeared in ten games with three starts in his final season with the Jaguars . . . Sustained a season ending toe injury and was placed on injured reserve on Dec. 16 . . . Totaled career-high 22 tackles (15 solo), a half sack, three QB pressures and three passes defended . . . Recorded four tackles (three solo) in the season-opener at Tennessee (9/7) . . . Recorded four tackles and a half sack vs. Pittsburgh (10/5) . . . Made first career start and totaled three solo tackles and two passes defended at Denver (10/12) . . . Replaced John Henderson in the starting lineup at Detroit (11/9) and vs. Tennessee (11/16).

2007 - Played in four games before being placed on injured reserve on Oct. 31 with a broken wrist . . . Finished with four solo tackles and two QB pressures . . . Suffered knee injury in third preseason game against Tampa Bay and was inactive for first two regular season games . . . Saw first action of the season and had one solo tackle and one QB pressure at Denver (9/23) . . . Saw action on ten plays and recorded two solo tackles at Kansas City (10/7) . . . Played season-high 25 snaps and had one QB pressure vs. Houston (10/14).

2006 - Played in 11 games as reserve DT and also on special teams . . . Finished with 21 tackles and one sack . . . Saw action in first career game in season-opener vs. Dallas (9/10) . . . Recorded one solo tackle vs. Pittsburgh (9/18) . . . Recorded half sack and registered four tackles vs. New York Jets (10/8) . . . Had four tackles and one QB pressure at Houston (10/22) . . . Recorded career-high 10 tackles (nine solo) and split a sack of Vince Young vs. Tennessee (11/5) . . . Inactive for final five games with a hip injury (12/3-12/31).

COLLEGE

Three-year letterman as a defensive tackle at Tennessee (2003-05) . . . Left school following his junior season . . . Collected 33 career tackles, six for a loss, and one sack . . . Played in nine games as a junior and finished with 13 tackles . . . Appeared in 13 games with one start as a sophomore . . . Played in 11 games as a true freshman . . . Majored in arts and sciences.

PERSONAL


Single . . . Has two sons, Ataeous and Anthony . . . Attended W.J. Keenan High in Columbia, South Carolina . . . Earned All-State honors as a senior . . . Recorded nearly 100 tackles and 15 sacks as a senior . . . Participated in the Miami Dolphins Foundation Fishing Tournament . . . Full name is Anthony Dewayne McDaniel, born January 20, 1985 in Columbia, S.C.

TONY McDANIEL'S NFL REGULAR SEASON STATISTICS

YEAR	TEAM	GP	GS	TACKLES					INTERCEPTIONS					FUMBLES			
				TOT	SOLO	ASST	SK	YDS	NO	YDS	LG	TD	PD	FF	FR	YDS	
2006	Jacksonville	11	0	21	15	6	1.0	7.5	0	0	-	0	0	0	0	0	0
2007	Jacksonville	4	0	4	4	0	0.0	0.0	0	0	-	0	0	0	0	0	0
2008	Jacksonville	10	3	22	15	7	0.5	4.0	0	0	-	0	3	0	0	0	0
2009	Miami	16	0	16	13	3	1.5	16.5	0	0	-	0	1	0	0	0	0
NFL TOTALS		41	3	63	47	16	3.0	28.0	0	0	-	0	4	0	0	0	0

TONY McDANIEL'S NFL PLAYOFF STATISTICS

YEAR	TEAM	GP	GS	TACKLES					INTERCEPTIONS					FUMBLES		
				TOT	SOLO	ASST	SK	YDS	NO	YDS	LG	TD	PD	FF	FR	YDS
2007	Jacksonville			INJURED RESERVE												



PHILLIP MERLING

DEFENSIVE END

97

HEIGHT: 6-4
WEIGHT: 295
BORN: 4/19/85
COLLEGE: Clemson '09
ACQUIRED: D2a, 2008
NFL: Third Season
DOLPHINS: Third Season



FINS FACT

During high school and college, Phillip was always close to his family. In fact, for three seasons he played for his uncle Chris Rumph at Calhoun County High School in Saint Matthews, S.C. Phillip relocated to Tennessee and played his senior season at Cordova High School in Memphis, Tenn., then made his way to Clemson where his uncle soon joined him as his position coach prior to the start of the 2006 season.

PRO CAREER

CAREER TRANSACTIONS: Originally was the first of two second-round draft choices (32nd overall) of the Dolphins in 2008.

2009 - Played in all 16 games, starting once . . . Finished with career highs of 33 tackles (24 solo) and 2.5 sacks . . . Added three passes defended and a fumble recovery . . . Registered a season-high five tackles, including a sack, in season opener at Atlanta (9/13) . . . Had four tackles including a half-sack against New Orleans (10/25) . . . Recorded second straight game with four tackles at New York Jets (11/1) . . . Recorded three tackles, with a sack, at Carolina (11/19) . . . Added two tackles at Jacksonville (12/13) and vs. Pittsburgh (1/3/10).

2008 - Played in 15 games, starting once . . . Had 26 tackles, one sack for four yards in losses, and one interception for 25 yards and a touchdown for the season . . . Made Dolphins and NFL debut in a reserve role vs. N.Y. Jets (9/7) and had two tackles . . . Made his first NFL start at Arizona (9/14) and had four tackles . . . Had three tackles including one sack at New England (9/21), tackling Patriots' quarterback Matt Cassel for a four-yard loss . . . It was his first career NFL sack . . . Had one interception at N.Y. Jets (12/28), picking off a Brett Favre pass and returning it 25 yards for a touchdown . . . It was his first career interception and his first career touchdown . . . His INT return for a touchdown was the first by a Dolphins defensive lineman since Jason Taylor picked off a Matt Cassel pass and returned it 36 yards for a TD vs. New England on Oct. 21, 2007 . . . Merling also is the first Dolphins rookie defensive player to score a touchdown since linebacker Derrick Pope had a one-yard fumble recovery for a score on Nov. 28, 2004 at San Francisco . . . Merling is the first Dolphins rookie to have an interception return for a touchdown since Nov. 17, 1996 at the Houston Oilers when Zach Thomas intercepted a Chris Chandler pass and returned it 26 yards for a touchdown . . . Made his playoff debut in a reserve role in AFC Wild Card game vs. Baltimore (1/4/09) and had two tackles.

COLLEGE

Was a three-year letterman at Clemson (2005-07), who started the final two seasons . . . Appeared in 38 games while starting his final 26 contests . . . Delivered career totals of 146 tackles (99 solo) with 12 sacks for minus 80 yards, 31 stops for loss and 45 quarterback pressures . . . Added four forced fumbles, a fumble recovery and seven pass deflections . . . Started all 13 games at left defensive end as a junior in 2007 when he was a second-team All-Atlantic Coast Conference selection . . . Ranked fifth on the team with a career-high 78 tackles (51 solo), and added seven sacks for minus 50 yards, 17 stops for losses and 21 quarterback pressures . . . Also caused two fumbles and recovered another . . . Became the first Tiger defensive lineman since 1983 to earn ACC Player of the Week honors three times in the same season . . . Posted consecutive two-sack performances against Wake Forest and Boston College . . . Started all 13 games as a sophomore in 2006 . . . Recorded 46 tackles (31 solo) with three sacks for minus 19 yards and ten stops for losses . . . Also caused one fumble and deflected four passes . . . Made 30 of his 46 tackles during his last six games . . . Played in 12 games as a freshman in 2005 . . . Was a second-team Freshman All-American and was the recipient of

Clemson's 12th Man Award for the defense . . . Recorded 22 tackles (17 solo), two sacks for minus 11 yards, four stops for loss and four pressures . . . Also caused a fumble . . . Attended Fork Union Military Academy in 2004, where he played defensive end and tight end . . . Earned team MVP honors after catching 38 passes for 647 yards and five touchdowns while adding five sacks, 51 tackles, and eight pass breakups . . . Majored in sociology at Clemson.

PERSONAL

Attended Cordova High School in Memphis, Tenn., as a senior . . . Played tight end and defensive end and had 20 catches for 430 yards and four scores that season, adding 34 tackles and four sacks . . . Played in the Tennessee/Kentucky All-Star game, earning first-team All-State and All-Region accolades . . . Began his prep career playing football for three seasons under head coach Chris Rumpf (his uncle, who also served as Merling's defensive line coach at Clemson) at Calhoun County High School in Saint Matthews, S.C . . . Earned Defensive MVP honors as a junior . . . Also excelled in basketball, receiving All-Conference, All-Region and All-Area honors as a sophomore and junior . . . Averaged 20 points and 12 rebounds as a senior and averaged 15 points and 13 rebounds as a junior . . . Lists "Fresh Prince of Bel-Air" as favorite television show and Lil Wayne as favorite recording artist . . . Participated in the Miami Dolphins Foundation Fishing Tournament . . . Full name is Phillip Blaine Merling, born on April 19, 1985, in Portsmouth, Va.

PHILLIP MERLING'S NFL REGULAR SEASON STATISTICS


YEAR	TEAM	GP	GS	TACKLES					INTERCEPTIONS					FUMBLES		
				TOT	SOLO	ASST	SK	YDS	NO	YDS	LG	TD	PD	FF	FR	YDS
2008	Miami	15	1	26	20	6	1.0	4.0	1	25	25t	1	2	0	1	0
2009	Miami	16	1	33	24	9	2.5	20.5	0	0	0	0	3	0	1	0
NFL TOTALS		31	2	59	44	15	3.5	24.5	1	25	25t	1	5	0	2	0

PHILLIP MERLING'S NFL PLAYOFF STATISTICS

YEAR	TEAM	GP	GS	TACKLES					INTERCEPTIONS					FUMBLES		
				TOT	SOLO	ASST	SK	YDS	NO	YDS	LG	TD	PD	FF	FR	YDS
2008	Miami	1	0	2	1	1	0.0	0.0	0	0	-	0	0	0	0	0

ADDITIONAL STATS

Defensive Touchdowns: 25-yard interception at N.Y. Jets (12/28/08)



QUENTIN MOSES

LINEBACKER

93

HEIGHT: 6-5
WEIGHT: 260
BORN: 11/18/83
COLLEGE: Georgia '07
ACQUIRED: FA, 2007
NFL: Fourth Season
DOLPHINS: Fourth Season



FINS FACT

Quentin got an early indoctrination into the type of atmosphere at Univ. of Georgia home football games. Not only did he grow up in Athens, Ga., where he attended Cedar Shoals High School, but while he was in middle school, his school operated a concession stand at Sanford Stadium, home of the Bulldogs. Having seen first-hand the excitement of playing before crowds of more than 90,000 every Saturday, there were really no other options for Quentin as to where he wanted to go to college. "Everybody there loves the University of Georgia," he says. "I really wanted to play basketball, but once I made the decision to play football, I knew where I wanted to go."

PRO CAREER

CAREER TRANSACTIONS: Signed with the Dolphins as a free agent on October 24, 2007 . . . Was waived by the Cardinals on October 16, 2007 . . . Was claimed off waivers by Arizona from Oakland on September 2, 2007 . . . Was the first of three third-round draft choices of Oakland (65th overall) in 2007.

2009 - Saw action in 11 games . . . Did not see action in one game and was inactive for four others . . . Finished with six tackles (five solo), and one sack . . . Registered two tackles at Buffalo (11/29) . . . Made one tackle vs. New England (12/6) . . . Recorded a tackle at Tennessee (12/20) . . . Posted one sack for a six-yard loss vs. Houston (12/27) . . . Made one stop vs. Pittsburgh (1/3/10).

2008 - Played in 12 games, starting once . . . Was inactive three times . . . Finished the season with two solo tackles . . . Added one special teams tackle . . . Made his first start of the season at Arizona (9/14).

2007 - Was inactive for the first six games of the year with Arizona before being released . . . With the Dolphins, played in seven games, including one start . . . Dressed but did not play in one and was inactive for another . . . In the seven games in which he saw action, registered eight tackles and 1.5 sacks . . . After being inactive for his first game with the Dolphins, made NFL debut, in a reserve role vs. Buffalo (11/11) when he responded with two tackles and a half-sack . . . First full sack of NFL career came in Monday night game at Pittsburgh (11/26) when he dropped Ben Roethlisberger for a three-yard loss . . . Initial start of NFL career came at New England (12/23) . . . Had one sack in preseason with the Raiders.

COLLEGE

Was a four-year letterman at Georgia (2003-06) during which time he tallied 137 tackles, 44.5 stops for loss and 25 sacks . . . As a senior, was a first-team All-Southeastern Conference selection when he recorded 33 tackles, 12 stops for loss and 4.5 sacks as Georgia ranked eighth in the nation, allowing an average of just 258.2 yards per game . . . Was a member of the SEC Academic Honor Roll his senior year . . . Had a career-best 11.5 sacks as a junior in 2005, as that figure is the sixth-highest single-season mark in school history . . . It also placed him eighth in the nation and second in the SEC that year . . . His career-best 20.5 stops for loss as a junior also ranked second in the conference while it ranked 14th nationally . . . Majored in recreation and leisure studies.

PERSONAL

Attended Cedar Shoals High School in Athens, Ga . . . As a senior, amassed 77 tackles, 12 sacks, three fumble recoveries and three forced fumbles . . . Also starred on the school's basketball team and was named to the Atlanta Tipoff Club's AAAA All-State team . . . Has taken part in the Dolphins' annual holiday toy event . . . Lists Denzel Washington as favorite actor, Jada Pinkett Smith as favorite actress, "Gladiator," "Troy" and "300" as favorite movies and "Law and Order SVU" as favorite television show . . . Participated in the Miami Dolphins Foundation Fishing Tournament . . . Shopped with children in need from local schools as part of the Kids and Fins Publix Shopping Spree . . . Took part in the inaugural Miami Dolphins Touchdown For Life Blood Drive . . . Full name is Quentin Moses, born November 18, 1983 in Athens, Ga.

QUENTIN MOSES' NFL REGULAR SEASON STATISTICS

YEAR	TEAM	GP	GS	TACKLES					INTERCEPTIONS					FUMBLES				
				TOT	SOLO	ASST	SK	YDS	NO	YDS	LG	TD	PD	FF	FR	YDS		
2007	Arizona	0	0	0	0	0	0	0.0	0.0	0	0	-	0	0	0	0	0	0
	Miami	7	1	8	7	1	1.5	4.5	0	0	-	0	0	0	0	0	0	0
2008	Miami	12	1	2	2	0	0.0	0.0	0	0	-	0	0	0	0	0	0	0
2009	Miami	11	0	6	5	1	1.0	6.0	0	0	-	0	0	0	0	0	0	0
NFL TOTALS		30	2	16	14	2	2.5	10.5	0	0	-	0	0	0	0	0	0	0

QUENTIN MOSES' NFL PLAYOFF STATISTICS

YEAR	TEAM	GP	GS	TACKLES					INTERCEPTIONS					FUMBLES			
				TOT	SOLO	ASST	SK	YDS	NO	YDS	LG	TD	PD	FF	FR	YDS	
2008	Miami			INACTIVE													

ADDITIONAL STATS

Special Teams Tackles: 1 in 2008



LYDON MURTHA

TACKLE

76

HEIGHT: 6-7
WEIGHT: 315
BORN: 11/13/85
COLLEGE: Nebraska '09
ACQUIRED: FA, 2009
NFL: Second Season
DOLPHINS: Second Season



FINS FACT

Although he was born in nearby Homestead, Fla., Lydon spent his formative years in Minnesota. One of state's top shot putters, he finished third at the state meet with a throw of 57-6 in his first year of track competition, before finishing fifth in 2004. Lydon was also a top academic performer off the athletic fields, as he was an Honor Roll member his final two years in high school and was a youth leader at his church. He would continue the same academic success at the University of Nebraska, finishing as a four-time Big 12 Commissioner's Honor Roll selection.

PRO CAREER

CAREER TRANSACTIONS: Signed by the Dolphins off the Detroit practice squad on October 20, 2009 . . . Signed to the Lions practice squad on September 7, 2009 . . . Waived by the Lions on September 5, 2009 . . . Originally a seventh-round draft choice (228th overall) of the Detroit Lions in the 2009 NFL Draft.

2009 - Saw action in one game and was inactive for six other contests with Dolphins . . . Made NFL debut vs. Tampa Bay (11/15) . . . Suffered ankle injury in practice on December 9 and placed on injured reserve the following day.

COLLEGE

Four year letterman at Nebraska (2005-08) . . . Played in 40 games with 23 starts during his collegiate career for the Huskers . . . Was a large part of Nebraska's success despite injuries limiting him to eight starts . . . Despite missing four games was an honorable-mention All-Big 12 choice by the Associated Press as a senior . . . First-team academic All-Big 12 pick in 2007 . . . Four time Big 12 Commissioner's Honor Role . . . Majored in economics.

PERSONAL

Attended Hutchinson (MN) High School where he was a three year starter . . . Was a first-team all-state selection by the Associated Press . . . Named the Minnesota Gatorade Player of the Year in 2003 . . . Ranked as the nation's No. 1 offensive tackle prospect by ESPN recruiting analyst Tom Lemming . . . Participant in the U.S. Army All-American Game . . . Full name is Lydon Murtha, born November 13, 1985 in Homestead, Fla.

LYDON MURTHA'S NFL REGULAR SEASON STATISTICS

GAMES/STARTS: 2009: 1/0

DUAL 100-YARD RUSHING GAMES

In their history, the Dolphins have had four dual 100-yard rushing games. Two of these were accounted for by the tandem of Larry Csonka and Jim Kiick (both in 1971). The most recent game in which the Dolphins have had two runners reach the 100-yard plateau occurred on October 5, 1975 at Green Bay when Mercury Morris rushed for 125 yards on 31 attempts, while Don Nottingham ran for 102 yards and three touchdowns on 21 carries. The Dolphins are 4-0 in games when they have had a pair of 100-yard rushers.




JOHN NALBONE

TIGHT END

86

HEIGHT: 6-4
WEIGHT: 255
BORN: 5/14/86
COLLEGE: Monmouth '09
NFL: Second Season
DOLPHINS: Second Season



FINS FACT

John had hopes of playing for a major college football program, particularly nearby Rutgers, coming out of Lawrence High School. However, he never received a scholarship offer and landed at Monmouth. During his second year on campus, he realized the Football Championship Subdivision isn't so far from the NFL, thanks to his teammate Miles Austin, now a receiver with the Dallas Cowboys. "I became friends with this kid, and he had scouts coming for him," John recalled. "I saw it and said, 'Hey, if you're good enough, you work hard enough, they're going to come find you.'" Sure enough, three years later Dolphins scouts drafted Nalbone.

PRO CAREER

CAREER TRANSACTIONS: Signed to the Dolphins' practice squad on November 3, 2009 . . . Waived by the Dolphins on October 31 . . . Fifth-round draft choice (161st overall) of the Dolphins in 2009.

2009 - Inactive for first six games with the Dolphins.

COLLEGE

Four-year letterman and three-year starter at Monmouth . . . Posted career statistics of 101 receptions for 1,079 yards (10.7 avg.) with nine touchdowns . . . Started all 11 games as a senior in 2008 . . . Recorded 42 receptions for 491 yards (11.7 avg.) with five touchdowns . . . Earned All-Northeast Conference first team honors . . . Had season-high six receptions against both Robert Morris and Saint Francis . . . Started all 10 games at tight end as a junior in 2007 . . . Recorded 22 receptions for 252 yards (11.5 avg.) and three touchdowns . . . Earned All-NEC first team honors . . . Started all 12 games as a sophomore in 2006 . . . Recorded 19 receptions for 198 yards (10.4 avg.) . . . Also scored on a two-point conversion . . . Earned All-NEC second team honors for second consecutive season . . . Talled a season-high five receptions against Stony Brook . . . Started all 10 games as a redshirt freshman in 2005 . . . Recorded 18 receptions for 138 yards (7.7 avg.) and one touchdown . . . Garnered All-NEC second team honors . . . Hauled in first career touchdown, a seven-yard strike against La Salle . . . Caught four passes for 29 yards in win over Stony Brook . . . Did not see action as a freshman in 2004 . . . Majored in business management.

PERSONAL

Four-year letterman at Lawrence High School in Lawrenceville, N.J. . . . Earned All-Colonial Valley Conference honors as a junior and senior . . . Holds school records for most receptions in a season, career receiving touchdowns (17) and most receiving touchdowns in a game (three) . . . Also set school record for most receiving touchdowns in a game (three) . . . Growing up, the 49ers and Chiefs were his favorite sports teams and Tony Gonzalez and Joe Montana were his favorite athletes . . . Participated in the Miami Dolphins Foundation's golf and fishing tournaments . . . Took part in the inaugural Miami Dolphins Touchdown For Life Blood Drive . . . Shopped with children in need from local schools as part of the Kids and Fins Publix Shopping Spree . . . Purchased and gave away holiday toys . . . Full name is Johnathan Gregory Nalbone, born May 14, 1986 in Trenton, N.J.

JOHN NALBONE'S NFL REGULAR SEASON STATISTICS

YEAR	TEAM	GP	GS	RECEIVING					RUSHING				
				NO.	YDS.	AVG.	LG	TD	ATT.	YDS.	AVG.	LG	TD
2009	Miami			INACTIVE									



EVAN OGLESBY

CORNERBACK

27

HEIGHT: 5-11
WEIGHT: 182
BORN: 12/18/81
COLLEGE: North Alabama '05
ACQUIRED: FA, 2009
NFL: Fourth Season
DOLPHINS: Second Season



FINS FACT

Evan hosted a weekend of activities during the July 4, 2010, weekend in his native Toccoa, Ga. Evan's E.O. (Education and Opportunity) Foundation hosted a bike and car show as well as a 3-on-3 basketball tournament. The organization's goal is to provide scholarships and literacy assistance to young people in Toccoa and elsewhere in northeast Georgia. "Coming from a small town, I used to think that what you see on TV was another world," Evan said. "But when I went to college, it opened my eyes to the other side, and it gave me an opportunity to be who I am today. I am a strong believer in education. I am just trying to help kids out there who want to help themselves."

PRO CAREER

CAREER TRANSACTIONS: Was re-signed by the Dolphins on December 10, 2009 . . . Was waived by the Dolphins on November 28, 2009 . . . Signed by the Dolphins as a free agent on November 24, 2009 . . . Released by the Ravens on September 5, 2009 . . . Re-signed with the Ravens as an unrestricted free agent on 9/4/08 . . . Released by the Cowboys on 9/2/08 . . . Claimed off waivers and signed by Dallas on 9/2/07 . . . Waived by Baltimore on 9/2/07 . . . Re-signed with Baltimore on 4/9/07 . . . Signed to the Ravens' active roster on 12/5/05 . . . Signed to the Bills' practice squad on 9/5/05 . . . Released by Buffalo on 9/4/05 . . . Originally signed by the Bills as a rookie free agent on 4/29/05.

2009 - Played in one game and was inactive three times with Miami . . . Made his Dolphins debut in a reserve role at Jacksonville (12/13).

2008 - Saw action in nine games with the Ravens . . . Finished with four tackles and one fumble recovery . . . Added five special teams stops . . . Also saw action in one postseason game, posting two tackles and a special teams stop.

2007 - Saw action in eight games with the Cowboys . . . Had two tackles and three special teams stops . . . Netted season-high two tackles and a special teams stop vs. Minnesota (10/21).

2006 - Played in all 16 regular season games with the Ravens . . . Registered career highs with nine tackles, two passes defended and 17 special teams tackles . . . Added a punt return for 0 yards . . . Posted career highs with three tackles and two passes defended vs. Oakland (9/17) . . . Tied for the team lead with a career-high three special teams tackles at Tennessee (11/12) . . . Had a solo tackle in one playoff game for Ravens

2005 - Saw action in three games as a rookie with the Ravens . . . Posted two special teams tackles.

COLLEGE

Four-year starter at North Alabama (2001-04) . . . Finished career with 224 tackles, 37 passes defended, 13 interceptions, three forced fumbles, one fumble recovery and two blocked kicks . . . Played in nine games as a senior . . . Finished with 45 tackles, one interception, a blocked kick, and 11 passes defended . . . Had 66 tackles, seven interceptions with two returned for touchdowns, 15 passes defended, a fumble recover and a forced fumble as a junior . . . Three of his interceptions came in the playoffs . . . Played in ten games with seven starts as a sophomore . . . Recorded 83 tackles and an interception . . . Also carried the ball for 36 yards . . . Started ten games as a freshman . . . Recorded 89 tackles, two forced fumbles, four interceptions and one blocked kick.

PERSONAL

Has a son, Kyle Evan . . . Attended Stephens County High School in Toccoa, Georgia where he lettered in football and basketball . . . Full name is Evan Shawntell Oglesby, born December 18, 1981 in Toccoa, Ga.

EVAN OGLESBY'S NFL REGULAR SEASON STATISTICS

YEAR	TEAM	GP	GS	TACKLES					INTERCEPTIONS					FUMBLES			
				TOT	SOLO	ASST	SK	YDS	NO	YDS	LG	TD	PD	FF	FR	YDS	
2005	Baltimore	3	0	0	0	0	0.0	0.0	0	0	-	0	0	0	0	0	0
2006	Baltimore	16	0	9	8	1	0.0	0.0	0	0	-	0	2	0	0	0	
2007	Dallas	8	0	2	0	2	0.0	0.0	0	0	-	0	0	0	0	0	
2008	Baltimore	9	0	4	4	0	0.0	0.0	0	0	-	0	0	0	1	0	
2009	Miami	1	0	0	0	0	0.0	0.0	0	0	-	0	0	0	0	0	
NFL TOTALS		37	0	15	12	3	0.0	0.0	0	0	-	0	2	0	1	0	


EVAN OGLESBY'S NFL PLAYOFF STATISTICS

YEAR	TEAM	GP	GS	TACKLES					INTERCEPTIONS					FUMBLES		
				TOT	SOLO	ASST	SK	YDS	NO	YDS	LG	TD	PD	FF	FR	YDS
2006	Baltimore	1	0	1	1	0	0	0	0	0	-	0	0	0	0	0
2008	Baltimore	1	0	2	2	0	0	0	0	0	-	0	0	0	0	0
PLAYOFF TOTALS		2	0	3	3	0	0	0	0	0	-	0	0	0	0	0

ADDITIONAL STATS

Special Teams Tackles: (Baltimore) 2 in 2005; 17 in 2006; (Dallas) 3 in 2007; (Baltimore) 5 in 2008 for total of 27

Punt Returns: 1 for 0 yards in 2006



CHAD PENNINGTON

QUARTERBACK

10

HEIGHT: 6-3
WEIGHT: 225
BORN: 6/26/76
COLLEGE: Marshall '00
ACQUIRED: FA, 2008
NFL: 11th Season
DOLPHINS: Third Season

**FINS FACT**

Many athletes have interesting hobbies and interests off the field and Chad is no different. However, one of his interests involves a sport where some of the competitors can weigh in excess of 1,500 pounds. Chad's #10 Bucking Bulls supplies bulls for the Professional Bull Riders Tour, which tours around North and South America.

PRO CAREER

CAREER TRANSACTIONS: Signed by the Dolphins on August 9, 2008 after being released by the N.Y. Jets on August 7 . . . Was the third of four first-round draft choices (18th overall) of the Jets in 2000.

2009 - Played in and started three games prior to injuring his shoulder and being placed on injured reserve . . . At the time of his injury he was 51-74 for 413 yards with one touchdown and two interceptions for a 76.0 rating . . . Ranked second in the AFC and third in the NFL in completion percentage at time of injury . . . Started his 18th straight game for the Dolphins during the 2009 season opener at Atlanta (9/13) where he was 21-29 for 183 yards, one touchdown, a nine-yard pass to Ricky Williams, and an interception . . . His touchdown pass to

Williams marked the fifth straight regular season game that he had thrown a touchdown pass . . . Went 22-33 for 183 yards and one interception in home opener on Monday Night Football against the Colts (9/21) . . . His interception came on the final play of the game deep in the endzone by Colts safety Antoine Bethea . . . The effort against the Colts was the sixth straight regular season game (and seventh overall, including playoffs), where Pennington completed 63% or more of his passes . . . Was 8-12 for 54 yards before suffering what would be a season-ending shoulder injury during the third quarter at San Diego (9/27) . . . Placed on injured reserve on September 29 . . . Underwent surgery to his right shoulder by Dr. James Andrews in Birmingham, Ala., on October 2 . . .

AMONG NFL ALL-TIME LEADERS IN COMPLETION PERCENTAGE: Through his first ten NFL seasons, Pennington has posted a composite completion percentage of 66.1 . . . This includes a figure of 68.0% over the last three years (551 of 810) . . . His overall figure is the top figure in NFL history (min. 1,500 attempts) entering 2010 . . . In addition, he has completed 75.0 percent or better of his passes in 18 games during his career in the regular season, and 19 overall including playoffs . . . His teams are 11-7 in the regular season when he has attained this mark and 1-0 in the playoffs . . .

NFL ALL-TIME LEADERS IN COMPLETION PERCENTAGE

PLAYER	YEARS	TEAM(S)	ATTS.	COMPS.	PCT.
1. CHAD PENNINGTON	2000-09	N.Y. JETS, MIAMI	2469	1631	66.1
2. Kurt Warner	1998-09	StL.,NYG,Ariz.	4070	2666	65.5
3. Peyton Manning	1998-09	Indianapolis	6531	4232	64.8
4. Drew Brees	2001-09	S.D., N.O.	4164	2697	64.8
4. Steve Young	1985-99	T.B., S.F.	4149	2667	64.3

AMONG NFL ALL-TIME LEADERS IN PASSER RATING: In his career, Pennington has produced a passer rating of 90.1 . . . Of the seven seasons in which he has started more than three games, he has compiled a rating of 90.0 or better on three occasions, including a high of 104.2 in 2002, his first as a starter . . . His career mark is the tenth-best mark in NFL history and eighth among active quarterbacks . . . In addition, he has produced a rating of 100.0 or better in 29 games during the regular season when he has had 10 or more attempts, and 31 overall including playoffs . . . His teams are 22-7 in the regular season when he has attained this mark and 2-0 in the playoffs:

NFL ALL-TIME LEADERS IN PASSER RATING

PLAYER	YEARS	TEAM(S)	COMPS.	ATTS.	YARDS	TD	INT	RATE
1. Steve Young	1985-99	T.B., S.F.	4149	2667	33124	232	107	96.8
2. Philip Rivers	2004-09	S.D.	1207	1914	14951	106	45	95.8
3. Tony Romo	2004-09	Dallas	1178	1857	15045	107	55	95.6
4. Peyton Manning	1998-09	Indianapolis	4232	6531	50128	366	181	95.2
5. Kurt Warner	1998-09	StL.,NYG,Ariz.	2666	4070	32344	208	128	93.7
6. Tom Brady	2000-09	New England	2672	4218	30844	225	99	93.3
7. Joe Montana	1979-94	S.F., K.C.	3409	5391	40551	273	139	92.3
8. Drew Brees	2001-09	S.D., N.O.	2697	4164	30646	202	110	91.9
9. Ben Roethlisberger	2004-09	Pittsburgh	1526	2411	19302	127	81	91.7
10. CHAD PENNINGTON	2000-09	NYJ, MIAMI	1631	2469	17804	102	64	90.1

2008 - Started all 16 regular season games in his first season with the Dolphins, the second time in his career that he opened every contest (2006) . . . Named as the co-winner (along with LB Joey Porter) of the team's 2008 Dan Marino Most Valuable Player Award as well as the recipient of the 2008 Don Shula Leadership Award . . . Completed 321 of 476 passes (67.4%) for 3,653 yards with 19 touchdowns and seven interceptions . . . Became the first quarterback in NFL history to throw for at least 3,500 yards and have seven or fewer interceptions and just the third quarterback in league history to compile at least 3,400 yards passing and have seven or fewer interceptions, joining Kansas City's Steve DeBerg (3,444 yards, 4 INTs in 1990) and San Francisco's Steve Young (3,465 yards, 7 INTs in 1992) . . . Completion percentage of 67.4 led the NFL and was the third-highest figure of his career . . . The figure set a single-season record by a Dolphin (64.2 by Dan Marino in 1984) as well as in a career (59.4 by Dan Marino from 1983-99) . . . Passer rating of 97.4 was second in the NFL, trailing only the 105.5 mark by San Diego's Philip Rivers . . . In addition, it shattered the Dolphins previous career mark of 86.4 by Dan Marino, while it stands as the second-highest single-season figure in team history, trailing only the 108.9 rating put forth by Marino in 1984. . . Over the course of the year led the Dolphins on 37 touchdown drives, during which time he completed 84.4 percent of his passes

(130 of 154) . . . Completed more than 70 percent of his passes eight times on the season while he also had a passer rating of better than 100.0 in eight games . . . First touchdown pass as a Dolphin came on a 5-yard strike to Anthony Fasano in opener against N.Y. Jets (9/7) . . . Put together an 85.0 percent completion mark on 17 of 20 passing in 38-13 win at New England (9/21), the highest completion percentage of his career and the second-highest figure in Dolphins history, trailing only the 92.3 mark by Bob Griese (12 of 13) on December 18, 1978 against New England . . . In the game, Pennington had a streak of 11 consecutive completions in the first half . . . Compiled a passer rating of 122.8 at Houston (10/5), the third straight game in which he had a mark of 100.0 or better, the first Dolphin to do that since Marino in the first three games of 1994 . . . He threw for 284 yards and two touchdowns in the game, both to running back Patrick Cobbs . . . One went for an 80-yard touchdown off a screen pass, the longest completion of his career . . . Went over the 15,000-yard mark for his career in contest against Baltimore (10/19), as he surpassed the plateau on an 8-yard completion to Ted Ginn, Jr. in the third quarter . . . Was named AFC Offensive Player of the Week in a 25-16 win over Buffalo (10/26), when he completed 22 of 30 (73.3%) for 314 yards with one touchdown and no interceptions . . . It was the fifth such honor of his career . . . Produced the seventh fourth-quarter comeback win of his career in 17-15 victory over Oakland (11/16) . . . After the Raiders took a 15-14 lead on a 93-yard punt return by Johnnie Lee Higgins, the offense took over at their own 20 with 4:30 to play . . . Pennington proceeded to complete four of five passes for 51 yards as part of a 10-play, 61-yard drive that ended with Dan Carpenter's 38-yard field goal with 38 seconds remaining . . . Lone rushing score of the year came on a 7-yard run the following week against New England (11/23) . . . Went over the 3,000-yard passing mark for the season in 16-3 win over Buffalo in Toronto (12/7) . . . Had a rating of 104.2 in that Bills game, the first of four in a row to close the season that he reached the 100.0 mark . . . Connected on 23 of 29 passes, including each of his last 11, in the Bills contest . . . The following week against San Francisco (12/14), was 12 of 19 for 156 yards with two touchdowns, no interceptions and a season-best 124.0 passer rating . . . Completed his first six passes of the game, extending his streak of consecutive completions to 17, setting a new Dolphins record, surpassing the previous one of 15, held by Dan Marino (1992) . . . Tied a season-high the following week with three touchdown passes in a 38-31 win at Kansas City (12/21) . . . All three scores went to tight ends, consisting of two to Fasano and one to David Martin . . . The final one to Fasano was a 14-yard strike with 4:08 remaining in the contest to break a 31-31 tie . . . In finale at N.Y. Jets (12/28), connected on 22 of 30 (73.3%) for 200 yards with two touchdowns, no interceptions and a passer rating of 113.2 as the Dolphins clinched the AFC East title with a 24-17 victory . . . Was named AFC Offensive Player of the Week for his performance, his second such honor of the season and the sixth of his career, as he became the first Dolphins quarterback to come away with the award twice in the same season since Dan Marino in 1999 . . . Accounted for the 100th touchdown pass of his career on a 27-yard strike to Ted Ginn, Jr. in the second quarter . . . He also became the first Dolphin to have a rating of 100.0 or better in four or more consecutive contests since Marino did it in six games in a row (3-8) in 1984 . . . In fact, over the final four regular season games of 2008, Pennington completed 83 of 112 passes (74.1%) for 772 yards with 8 TDs, 1 INT and a passer rating of 112.6 . . .

NFL COMEBACK PLAYER OF THE YEAR: For his efforts in 2008, Pennington was named the NFL Comeback Player of the Year by the Associated Press . . . It was the second such honor of his career as he also came away with the accolade in 2006 with the New York Jets . . . Since the award was first given out in 1972, Pennington is the first player to earn it more than once . . . He also was the fourth Dolphin to win the honor, joining QB Earl Morrall (1972), FB Larry Csonka (1979) and QB Dan Marino (1994) . . .

FOURTH QUARTER COMEBACK VICTORIES: In his career, Pennington has been at the controls when his team has rallied from a fourth-quarter deficit for a victory on seven occasions, including once with the Dolphins . . . He guided two such comebacks in both 2003 and 2004:

CHAD PENNINGTON'S FOURTH QUARTER COMEBACKS

DATE	OPPONENT	TRAILED	FINAL SCORE	4TH QUARTER/OT STATS
12/8/02	vs. Denver	9-13	19-13	7-11, 95 yards, 1 TD, 0 INTs
11/9/03	at Oakland	10-21	27-24(OT)	7-8, 66 yards, 1 TD, 0 INTs#
11/23/03	vs. Jacksonville	6-10	13-10	10-15, 76 yards, 1 TD, 0 INTs
10/10/04	vs. Buffalo	13-14	16-14	11-13, 78 yards, 0 TDs, 1 INT
10/17/04	vs. San Francisco	9-14	22-14	5-6, 50 yards, 0 TDs, 0 INTs
12/25/06	at Miami	3-7	13-10	6-9, 144 yards, 1 TD, 0 INTs
11/16/08	vs. Oakland	14-15	17-15	6-8, 73 yards, 0 TDs, 0 INTs

#Also threw for a 2-point conversion

2007 - Opened eight of the nine games in which he appeared for the Jets . . . Connected on 179 of 260 passes (68.8%) for 1,765 yards with 10 TDs and nine INTs . . . Completion percentage ranked second in the AFC and in the NFL . . . Amassed a season-high rating of 130.5 in opener vs. New England (9/9) when he was 16 of 21 for 167 yards with two TDs and no INTs . . . Had a 2-yard TD run in fourth quarter of 31-28 victory over Miami (9/23) . . . Hit on more than 80 percent of his passes on two occasions, including a season-best 82.1% clip at Buffalo (9/30) when he was 32 of 39, consisting of a string of 15 straight completions . . . Had a 2-point conversion completion to Leon Washington at Cincinnati (10/21) . . . Also posted an 81.3% mark at Tennessee (12/23) when he was 26 of 32 in what would be his final start and game as a Jet.

2006 - Started all 16 games for the first time in his career . . . Completed 313 of 485 passes (64.5%) for 3,352 yards with 17 TDs and 16 INTs as he led the Jets to a regular season record of 10-6 and a Wild Card Playoff berth, and was named the NFL Comeback Player of the Year . . . Completion percentage ranked third in the AFC and fourth in the NFL . . . Was named the AFC Offensive Player of the Week in the Jets' season-opening 23-16 win at Tennessee (9/10) when he completed 24 of 33 for 319 yards with two TDs, no INTs and a season-best passer rating of 123.2 . . . Threw for 306 yards the following week vs. New England, the only time in his career that he has put together consecutive 300-yard passing performances . . . Went over the 10,000-yard passing mark for his career vs. Detroit (10/22) on a 23-yard completion to Jerricho Cotchery in the second quarter . . . Recorded the fifth fourth-quarter comeback victory of his career on Christmas Night at Miami . . . With the Dolphins ahead 10-7 in the fourth quarter, Pennington guided a pair of scoring drives, including one which ended with a 32-yard TD pass to Cotchery . . . Then, with the game tied at 10, connected with Leon Washington for a 64-yard catch-and-run to the Dolphins' 16 with just under 2:00 to play, leading to Mike Nugent's game-winning 30-yard field goal with ten seconds to play . . . Overall in the fourth quarter of the Dolphins game, completed six of nine for 144 yards and a TD . . . Also in the game, rushed for a career-high 26 yards on four attempts.

2005 - Started the first three games of the season before sustaining a shoulder injury at Jacksonville (9/25) which subsequently landed him on injured reserve on October 31 . . . Lone win came in 17-7 decision over Miami (9/18) when he completed 19 of 30 for 190 yards with two TDs and an INT.

2004 - Opened all 13 contests in which he played . . . Completed 242 of 370 passes (65.4%) for 2,673 yards with 16 TDs and nine INTs . . . Led Jets to wins in each of the first five games of the season, leading off with a 31-24 decision over Cincinnati (9/12), the initial opening day start of his career . . . Put together a passer rating of 123.1 in the contest . . . In fact, totaled five touchdown passes with just two interceptions over that five-game span . . . The final two victories in that five-game stretch both were fourth-quarter comebacks . . . Against Buffalo (10/10), the Jets trailed 14-13 as they commenced a drive at their own 20 with 5:58 remaining . . . Pennington went on to complete seven of his eight passes, totaling 51 yards, setting up a Doug Brien 38-yard field goal with 58 seconds to play to lift the Jets to a 16-14 win . . . The following week vs. San Francisco (10/17), the Jets trailed the 49ers, 14-9, heading into the fourth quarter when Pennington completed five of six passes for 50 yards in leading the Jets on a pair of touchdown drives and securing a 22-14 victory . . . Had a passer rating of 131.4 with a season-high three touchdown passes in a 41-14 win over Miami (11/1) . . . Registered a season-best passer rating of 148.1 in 37-14 win over Seattle (12/19) when he also tossed three scores . . . In 20-17 overtime win at San Diego (1/8/05) in a Wild Card playoff game, connected on 23 of 33 passes for 279 yards with two TDs and no INTs . . . Completed both of his pass attempts, totaling 29 yards, on the overtime game-winning drive which was capped by a 28-yard field goal by Brien with five seconds to play in the first overtime period.

2003 - Started nine of the 10 games in which he played . . . Connected on 189 of 297 passes (63.6%) for 2,139 yards with 13 touchdowns and 12 interceptions . . . Missed each of the first six games of the season with a wrist injury sustained in the preseason, while starting the final nine . . . Equaled a career best with four touchdown passes in first start of the season, vs. N.Y. Giants (11/2) . . . Three of his four scores that day went to Santana Moss . . . Led the second fourth-quarter comeback win of his career the week afterwards at Oakland (11/9), as the Jets trailed 21-10 heading into the fourth quarter . . . In the fourth quarter and overtime of that game, he hit on seven of eight passes for 66 yards with a TD and no INTs . . . Had a 3-yard TD pass to Jerald Sowell and subsequent 2-point pass to Anthony Becht with 1:09 to play, tying the game at 24, before the Jets won the game in overtime on a field goal . . . At Indianapolis (11/16), put together a perfect rating of 158.3 as he completed 11 of 14 for 219 yards with three TDs and no INTs . . . Recorded another fourth-quarter comeback victory vs. Jacksonville

(11/23) . . . Trailing 10-6, the Jets got the ball back at their own six with 3:00 remaining . . . Pennington proceeded to complete nine of 11 passes for 67 yards, culminating with a 3-yard TD pass to Moss with 26 seconds to play . . . Accounted for touchdown runs of 1 and 10 yards vs. New England (12/20), the only time in his career he has scored two rushing touchdowns in the same game.

2002 - In first year as a full-time starter, opened 12 of the 15 regular season games in which he played . . . Completed 275 of 399 passes (68.9%) for 3,120 yards with 22 touchdowns, six interceptions and a passer rating of 104.2 . . . Led the NFL in both completion percentage and passer rating . . . Interception percentage of 1.5% is a club single-season standard as well, while it ranked first in the AFC and second in the NFL in 2002 . . . Opened the season as a reserve . . . Did not see action in opener, saw action off bench in the three games that followed . . . First NFL start came vs. Kansas City (10/6) when he completed 22 of 29 (75.9%) for 237 yards with two TDs and an INT . . . First win as an NFL starter occurred in the Jets' following game, a 20-7 decision over Minnesota (10/20), when he was 24 of 29 for 324 yards with a TD and no INTs . . . Completion percentage of 82.8% is the second-highest figure of his career . . . Went on to complete 76.9 percent of his passes over his first four starts (93 of 121), the highest figure ever for an NFL quarterback in his first four starts during the Super Bowl era . . . Also produced a rating of more than 100.0 in each of those games . . . First NFL rushing score came on an 8-yard run to commence the scoring in a 44-13 victory at San Diego (11/3) . . . Established a career-high with four touchdown passes in a 31-14 victory at Detroit (11/17) . . . Had a 2-point conversion completion to Laveranues Coles as well in the Lions game . . . Also hit on 80.8 percent of his passes in the game (21 of 26) and was named AFC Offensive Player of the Week for the first time in his career . . . Recorded initial fourth-quarter comeback victory of his career in contest vs. Denver (12/8) as the Jets trailed 13-9 entering the final frame . . . In the fourth quarter was 7 of 11 for 95 yards with a TD and no INTs . . . Threw a 28-yard TD to Coles 17 seconds into the fourth quarter as the Jets went on for a 19-13 victory . . . Was named AFC Offensive Player of the Week each of the final two weeks of the season . . . Earned honor in 30-17 Sunday night win at New England (12/22) when he was 23 of 33 for 285 yards with three TDs and no INTs . . . Jets held a tenuous 20-17 lead entering the fourth quarter before he led a pair of scoring drives by completing eight of nine passes for 81 yards and a TD . . . Matched a career-best with four scoring tosses in season-ending 42-17 win over Green Bay (12/29) which clinched the AFC East title . . . Also was 17 of 24 for 196 yards as he captured his second AFC Offensive Player of the Week award in as many weeks and his third of the season . . . Started both playoff games following the season . . . In first-ever postseason appearance, completed 19 of 25 for 222 yards with three TDs and no INTs in a 41-0 Wild Card victory over Indianapolis (1/4/03) . . . The Jets' first offensive series of the game resulted in a 56-yard TD pass from Pennington to Richie Anderson.

2001 - Appeared in a pair of contests, both as a reserve . . . Connected on 10 of 20 passes for 92 yards and a touchdown . . . In reserve role vs. St. Louis (10/21), was 9 of 14 for 68 yards, including a 7-yard scoring toss to Anthony Becht.

2000 - As a rookie, played in two games in a reserve role and completed two of five passes for 67 yards and a TD . . . All of his stats came in contest at Oakland (12/10) . . . Had a 62-yard completion to FB Jerald Sowell in the game . . . First NFL TD pass came on a 5-yard strike to Wayne Chrebet with 24 seconds remaining in the contest.

COLLEGE

Was a four-year letterman (1995, 1997-99) at Marshall, where he completed 1,026 of 1,619 passes (63.4%) for 13,143 yards with 115 touchdowns and 45 interceptions in his career . . . Holds school career marks for completions, attempts, yards passing and touchdown passes . . . Is second in completion percentage . . . Redshirted in 1996 . . . Passed for more than 300 yards in 19 games and had at least three touchdown passes in 25 career games . . . Was named the top student-athlete in the country by the St. Louis Athletic Club after leading Marshall to a perfect 13-0 record his senior season of 1999 . . . Completed 275 of 405 passes (67.9%) for 3,799 yards and 37 touchdowns as a senior . . . Also established an NCAA season record for most TD passes (24) from a passer to a single receiver (Randy Moss), breaking the previous mark of 19 (Elvis Grbac-Desmond Howard, Michigan, 1991 and Andre Ware-Manny Hazzard, Houston, 1989) . . . An all-MAC first-team and Offensive Player of the Year selection, Cam Henderson Award recipient (Marshall's top student-athlete), as well as a recipient of the Anson Mount Award-given by Playboy Magazine to the nation's top student-athlete . . . Also was a finalist for the Davey O'Brien National Quarterback Award and John Unitas Golden Arm Award.

PERSONAL

Married (Robin) with three sons, Cole, Luke and Gage. . . Lettered four times in football and three times in basketball at The Webb School of Knoxville . . . While with the Jets was the recipient of the 2006 and 2007 Dennis Byrd Award for most inspirational player, as selected by his teammates . . . During the 2007 offseason, was given the Achievement in Sports Award by the Big Brothers and Big Sisters of New York City . . . Named the Jets 2006 Walter Payton Man of the Year for his positive impact on people's lives . . . Received the sixth annual Call to Courage Award from the Western New York chapter of Athletes in Action, given to the NFL player or coach who exemplifies character and leadership on and off the field, at home and in his community . . . Selected as the Jets' Ed Block Courage Award winner in 2004 . . . Also was chosen as one of nine NFL players featured in the annual United Way commercials . . . Established the 1st and 10 Foundation (www.1stand10foundation.com) with his wife, Robin, in 2003, with the mission to build stronger communities by funding programs and institutions that seek to improve the quality of life throughout West Virginia, Tennessee and South Florida . . . The foundation has helped Starlight Starbright place Fun Centers (mobile entertainment units for pediatric patients) in hospitals in Knoxville, Tenn., Huntington, W. Va. and New York . . . Has initiated a variety of programs within its geographical areas and has granted more than \$750,000 to those respective areas . . . Joined Jets teammates Laveranues Coles and Ben Graham, and Head Coach Eric Mangini in taping a segment for Sesame Street's "Elmo's World," in a segment that first aired, September 2007 . . . Was a frequent visitor to area hospitals and schools throughout his career with the Jets . . . Has continued that involvement since arriving in South Florida . . . He has donated money to the Dolphins Thanksgiving Meal Giveaway, benefiting families serviced through the Feeding South Florida, and has visited with Make a Wish kids after games and made calls to kids with cancer . . . A member of the Dolphins "All-Community Team" in which he donates a block of tickets for every home game to various youth groups throughout South Florida . . . Annually hosts a football camp with his father in his hometown of Knoxville . . . Also holds an annual charity bowling event each April in Huntington, W. Va. . . Signed autographs to support the Broward Sheriff Office's fundraiser for burn victim Mike Brewer . . . Took part in the inaugural Miami Dolphins Touchdown For Life Blood Drive . . . Participated in the NFL YET Center football clinic . . . Full name is James Chadwick Pennington, born June 26, 1976 in Knoxville, Tenn.

CHAD PENNINGTON'S NFL REGULAR SEASON PASSING STATISTICS

YEAR	TEAM	GP	GS	ATT.	CMP.	PCT.	YDS			YDS				
							YDS	ATT.	TD	INT.	LG	SK	LST	RATE
2000	N.Y. Jets	2	0	5	2	40.0	67	13.4	1	0	62	1	4	127.1
2001	N.Y. Jets	2	0	20	10	50.0	92	4.6	1	0	24	1	8	79.6
2002	N.Y. Jets	15	12	399	275	68.9	3120	7.8	22	6	47	22	135	104.2
2003	N.Y. Jets	10	9	297	189	63.6	2139	7.2	13	12	65t	25	160	82.9
2004	N.Y. Jets	13	13	370	242	65.4	2673	7.2	16	9	48	18	103	91.0
2005	N.Y. Jets	3	3	83	49	59.0	530	6.4	2	3	37	9	52	70.9
2006	N.Y. Jets	16	16	485	313	64.5	3352	6.9	17	16	71t	30	172	82.6
2007	N.Y. Jets	9	8	260	179	68.8	1765	6.8	10	9	57t	26	178	86.1
2008	Miami	16	16	476	321	67.4	3653	7.7	19	7	80t	24	121	97.4
2009	Miami	3	3	74	51	68.9	413	5.6	1	2	21	6	32	76.0
NFL TOTALS		89	80	2469	1631	66.1	17804	7.2	102	64	80t	162	965	90.1
MIAMI TOTALS		19	19	550	372	67.6	4066	7.4	20	9	80t	30	153	94.6

Career Regular Season Record As A Starter: (N.Y. Jets) 8-4 (.667) in 2002, 4-5 (.444) in 2003, 8-5 (.615) in 2004, 1-2 (.333) in 2005, 10-6 (.625) in 2006, 1-7 (.125) in 2007, (Miami) 11-5 (.688) in 2008, 0-3 in 2009 for total of 43-37 (.537)

CHAD PENNINGTON'S NFL REGULAR SEASON RUSHING STATISTICS

YEAR	TEAM	NO.	YDS.	AVG.	LG	TD
2000	N.Y. Jets	1	0	0.0	0	0
2001	N.Y. Jets	1	11	11.0	11	0
2002	N.Y. Jets	29	49	1.7	14	2
2003	N.Y. Jets	21	42	2.0	10t	2
2004	N.Y. Jets	34	126	3.7	16	1
2005	N.Y. Jets	6	27	4.5	14	0
2006	N.Y. Jets	35	109	3.1	15	0
2007	N.Y. Jets	20	32	1.6	5	1
2008	Miami	30	62	2.1	16	1
2009	Miami	3	7	2.3	4	0
NFL TOTALS		180	465	2.6	16	7
MIAMI TOTALS		33	69	2.1	16	1

CHAD PENNINGTON'S NFL PLAYOFF PASSING STATISTICS

YEAR	TEAM	GP	GS	ATT.	CMP.	PCT.	YDS			YDS				
							YDS	ATT.	TD	INT.	LG	SK	LST	RATE
2002	N.Y. Jets	2	2	72	40	55.6	405	5.6	4	2	56	6	22	78.8
2004	N.Y. Jets	2	2	66	44	66.7	461	7.0	2	1	47t	5	26	90.5
2006	N.Y. Jets	1	1	40	23	57.5	300	7.5	1	1	77t	3	22	79.2
2008	Miami	1	1	38	25	65.8	252	6.6	1	4	45	3	28	53.7
PLAYOFF TOTALS		6	6	216	132	61.1	1418	6.6	8	8	77t	17	98	77.3

CHAD PENNINGTON'S NFL PLAYOFF RUSHING STATISTICS

YEAR	TEAM	NO.	YDS.	AVG.	LG	TD
2002	N.Y. Jets	3	6	2.0	3	0
2004	N.Y. Jets	5	13	2.6	6	0
2006	N.Y. Jets	2	1	0.5	7	0
2008	Miami	1	0	0.0	0	0
PLAYOFF TOTALS		11	20	1.8	7	0

Playoff Record As A Starter: (N.Y. Jets) 1-1 (.500) in 2002, 1-1 (.500) in 2004, 0-1 (.000) in 2006, (Miami) 0-1 (.000) in 2008 for total of 2-4 (.333)

ADDITIONAL STATS

Punting: 1 for 29 yards in 2006

Two-Point Conversion Completions: 1 in 2002, 1 in 2003, 1 in 2007 for total of 3

SINGLE-GAME HIGHS

Pass Attempts:

45 vs. N.Y. Giants, 11/2/03
43 vs. New England, 12/20/03
43 vs. N.Y. Jets, 9/7/08

Pass Completions:

32 at Buffalo, 9/30/07
31 vs. Buffalo, 10/10/04
29 at Minnesota, 12/17/06

Yards Passing:

341 vs. New England, 11/23/08
339 at Minnesota, 12/17/06
324 vs. Minnesota, 10/20/02

TD Passes:

4 at Detroit, 11/17/02
4 vs. Green Bay, 12/29/02
4 vs. N.Y. Giants, 11/2/03

Long Passes:

80t at Houston, 10/12/08 (to Patrick Cobbs)
71t vs. New England, 9/17/06 (to Jericho Cotchery)
65t at Oakland, 11/9/03 (to Santana Moss)

Completion Percentage:	85.0 at New England, 9/21/08 (17 of 20)
	82.8 vs. Minnesota, 10/20/02 (24 of 29)
	82.1 at Buffalo, 9/30/07 (32 of 39)
Passer Rating:	158.3 at Indianapolis, 11/16/03
	148.1 vs. Seattle, 12/19/04
	134.7 vs. Green Bay, 12/29/02
Rush Attempts:	6 at Miami, 10/3/04
Rushing Yards:	26 at Miami, 12/25/06
Long Run:	16 vs. Miami, 11/1/04
	16 at St. Louis, 1/2/05
	16 at St. Louis, 11/30/08
Rushing TDs:	2 vs. New England, 12/20/03

300-YARD PASSING GAMES (8)

DATE	OPPONENT	ATT.	COMP.	YDS.	TD	INT	W/L
10/20/02	vs. Minnesota	29	24	324	1	0	W
10/10/04	vs. Buffalo	42	31	304	1	1	W
9/10/06	at Tennessee	33	24	319	2	0	W
9/17/06	vs. New England	37	22	306	2	1	L
12/17/06	at Minnesota	39	29	339	1	1	W
1/7/07	at New England*	40	23	300	1	1	L
10/26/08	vs. Buffalo	30	22	314	1	0	W
11/23/08	vs. New England	41	24	341	3	1	L

*Playoff game

2000 GAME-BY-GAME STATISTICS (N.Y. Jets)

DATE	OPPONENT	P/S	PASSING							RUSHING				W/L	SCORE	
			ATT	CMP	YDS	PCT	TD	INT	LG	TKLD	ATT	YDS	LG			TD
9/3	at Green Bay														W	20-16
9/11	NEW ENGLAND														W	20-19
9/17	BUFFALO														W	27-14
9/24	at Tampa Bay														W	21-17
10/8	PITTSBURGH														L	3-20
10/15	at New England														W	34-17
10/23	MIAMI														W	40-37
10/29	at Buffalo														L	20-23
11/5	DENVER														L	23-30
11/12	at Indianapolis														L	15-23
11/19	at Miami														W	20-3
11/26	CHICAGO														W	17-10
12/3	INDIANPOLIS														W	27-17
12/10	at Oakland	P	5	2	67	40.0	1	0	62	1/4	1	0	0	0	L	7-31
12/17	DETROIT														L	7-10
12/24	at Baltimore														L	20-34
2000 TOTALS			1-0	5	2	67	40.0	1	0	62	1/4	1	0	0	0	9-7

2001 GAME-BY-GAME STATISTICS (N.Y. Jets)

DATE	OPPONENT	P/S	PASSING							RUSHING				W/L	SCORE	
			ATT	CMP	YDS	PCT	TD	INT	LG	TKLD	ATT	YDS	LG			TD
9/9	INDIANAPOLIS	P	6	1	24	16.7	0	0	24	0/0	0	0	0	0	L	24-45
9/23	at New England														W	10-3
10/1	San Francisco														L	17-19
10/7	at Buffalo														W	42-36
10/14	MIAMI														W	21-17
10/21	ST. LOUIS	P	14	9	68	64.3	1	0	19	1/8	1	11	11	0	L	14-34
10/28	at Carolina														W	13-12
11/4	at New Orleans														W	16-9
11/11	KANSAS CITY														W	27-7
11/18	at Miami														W	24-0
12/2	NEW ENGLAND														L	16-17
12/9	at Pittsburgh														L	7-18
12/16	CINCINNATI														W	15-14
12/23	at Indianapolis														W	29-28

2001 GAME-BY-GAME STATISTICS (N.Y. Jets)

DATE	OPPONENT	P/S	PASSING								RUSHING				W/L	SCORE
			ATT	CMP	YDS	PCT	TD	INT	LG	TKLD	ATT	YDS	LG	TD		
12/30	at Buffalo		DID NOT PLAY												L	9-14
1/6	at Oakland		DID NOT PLAY												W	24-22
1/12/02	at Oakland#		DID NOT PLAY												L	24-38
2001 TOTALS		2-0	20	10	92	50	1	0	24	1/8	1	11	11	0	0	10-6
PLAYOFF TOTALS		0-0	0	0	0	0	0	0	0	0	0	0	0	0	0	0-1

2002 GAME-BY-GAME STATISTICS (N.Y. Jets)

DATE	OPPONENT	P/S	PASSING								RUSHING				W/L	SCORE	
			ATT	CMP	YDS	PCT	TD	INT	LG	TKLD	ATT	YDS	LG	TD			
9/8	at Buffalo		DID NOT PLAY												W	37-31	
9/15	NEW ENGLAND	P	10	3	39	30.0	0	0	21	2/4	1	9	9	0	0	L	7-44
9/22	at Miami	P	3	2	32	66.7	0	1	21	1/8	0	0	0	0	L	3-30	
9/29	at Jacksonville	P	34	21	281	61.8	0	1	31	1/4	0	0	0	0	L	3-28	
10/6	KANSAS CITY	S	29	22	237	75.9	2	1	27t	3/25	3	3	4	0	L	25-29	
10/20	MINNESOTA	S	29	24	324	82.8	1	0	34	2/8	0	0	0	0	W	20-7	
10/27	CLEVELAND	S	26	19	183	73.1	2	1	37t	1/8	1	-1	-1	0	L	21-24	
11/3	at San Diego	S	37	28	253	75.7	1	0	20	2/5	3	21	14	1	W	44-13	
11/10	MIAMI	S	27	17	167	63.0	0	0	42	1/0	4	2	3	0	W	13-10	
11/17	at Detroit	S	26	21	229	80.8	4	1	21	1/10	5	1	2	0	W	31-14	
11/24	BUFFALO	S	24	15	178	62.5	1	0	28	1/8	2	4	3	1	W	31-13	
12/2	at Oakland	S	34	22	265	64.7	2	1	37	2/19	1	3	3	0	L	20-26	
12/8	DENVER	S	30	19	244	63.3	1	0	34	3/27	3	4	2	0	W	19-13	
12/15	at Chicago	S	33	22	207	66.7	1	0	22	1/7	1	0	0	0	L	13-20	
12/22	at New England	S	33	23	285	69.7	3	0	47	0/0	3	0	2	0	W	30-17	
12/29	GREEN BAY	S	24	17	196	70.8	4	0	43	1/2	2	3	6	0	W	42-17	
1/4/03	INDIANAPOLIS#	S	25	19	222	76.0	3	0	56t	2/6	1	3	3	0	W	41-0	
1/12/03	OAKLAND#	S	47	21	188	44.7	1	2	19	4/16	2	3	3	0	L	10-30	
2002 TOTALS		15-12	399	275	3120	68.9	22	6	47	22/135	29	49	14	2	9-7		
PLAYOFF TOTAL		2-2	40	72	405	55.6	4	2	56t	6/22	3	6	3	0	1-1		

2003 GAME-BY-GAME STATISTICS (N.Y. Jets)

DATE	OPPONENT	P/S	PASSING								RUSHING				W/L	SCORE
			ATT	CMP	YDS	PCT	TD	INT	LG	TKLD	ATT	YDS	LG	TD		
9/4	at Washington		DID NOT PLAY												L	13-16
9/14	MIAMI		DID NOT PLAY												L	10-21
9/21	at New England		DID NOT PLAY												L	16-23
9/28	DALLAS		DID NOT PLAY												L	6-17
10/12	BUFFALO		DID NOT PLAY												W	30-3
10/19	at Houston		DID NOT PLAY												W	19-14
10/26	at Philadelphia	P	24	14	154	58.3	0	1	25	2/14	0	0	0	0	L	17-24
11/2	N.Y. GIANTS	S	45	27	281	60.0	4	2	25t	3/21	2	1	2	0	L	28-31
11/9	at Oakland	S	27	18	269	66.7	2	0	65t	0/0	3	0	0	0	W	27-24
11/16	at Indianapolis	S	14	11	219	78.6	3	0	62t	3/27	2	2	3	0	L	31-38
11/23	JACKSONVILLE	S	39	25	236	64.1	1	1	29	2/15	0	0	0	0	W	13-10
12/1	TENNESSEE	S	23	18	231	78.3	2	2	39	2/8	4	16	7	0	W	24-17
12/7	at Buffalo	S	29	15	155	51.7	0	1	23	5/28	1	4	4	0	L	6-17
12/14	PITTSBURGH	S	25	15	144	60.0	0	0	29	0/0	5	-1	2	0	W	6-0
12/20	NEW ENGLAND	S	43	24	229	55.8	0	5	24	4/17	4	20	10t	2	L	16-21
12/28	at Miami	S	28	22	221	78.6	1	0	45	4/30	0	0	0	0	L	21-23
2003 TOTALS		10-9	297	189	2139	63.6	13	12	65t	25/160	21	42	10t	2	6-10	

2004 GAME-BY-GAME STATISTICS (N.Y. Jets)

DATE	OPPONENT	P/S	PASSING								RUSHING				W/L	SCORE
			ATT	CMP	YDS	PCT	TD	INT	LG	TKLD	ATT	YDS	LG	TD		
9/12	CINCINNATI	S	27	20	224	74.1	2	0	46t	1/5	2	-2	-1	0	W	31-24
9/19	at San Diego	S	29	22	258	75.9	2	0	48	0/0	2	1	2	0	W	34-28
10/3	at Miami	S	24	14	143	58.3	0	1	31	3/18	6	3	7	0	W	17-9
10/10	BUFFALO	S	42	31	304	73.8	1	1	41	2/6	0	0	0	0	W	16-14
10/17	SAN FRANCISCO	S	30	20	222	66.7	0	0	27	0/0	4	18	9	0	W	22-14
10/24	at New England	S	30	19	162	63.3	0	0	20	0/0	3	15	12	1	L	7-13
11/1	MIAMI	S	19	11	189	57.9	3	0	47	1/0	2	22	16	0	W	41-14
11/7	at Buffalo	S	15	7	141	46.7	1	1	33	1/13	2	14	12	0	L	17-22
11/14	BALTIMORE		DID NOT PLAY												L	17-20
11/21	at Cleveland		DID NOT PLAY												W	10-7

2004 GAME-BY-GAME STATISTICS (N.Y. Jets)

DATE	OPPONENT	P/S	PASSING							RUSHING				W/L	SCORE		
			ATT	CMP	YDS	PCT	TD	INT	LG	TKLD	ATT	YDS	LG			TD	
11/28	at Arizona		DID NOT PLAY													W	13-3
12/5	HOUSTON	S	27	20	155	74.1	2	1	18	1/5	2	16	11	0	W	29-7	
12/12	at Pittsburgh	S	31	17	189	54.8	0	3	43	0/0	4	16	9	0	L	6-17	
12/19	SEATTLE	S	24	18	253	75.0	3	0	34	0/0	1	-1	-1	0	W	37-14	
12/26	NEW ENGLAND	S	36	22	252	61.1	1	2	36	3/19	3	7	3	0	L	7-23	
1/2	at St. Louis	S	36	21	181	58.3	1	0	17	6/37	3	17	16	0	L	29-32	
1/8/05	at San Diego#	S	33	23	279	69.7	2	0	47t	2/9	3	10	6	0	W	20-17	
1/15/05	at Pittsburgh#	S	33	21	182	63.6	0	1	30	3/17	2	3	4	0	L	17-20	
2004 TOTALS			13-13	370	2422	67.3	65.4	16	9	48	18/103	34	126	16	1	10-6	
PLAYOFF TOTALS			2-2	66	44	461	66.7	2	1	47t	5/26	5	13	6	0	1-1	

2005 GAME-BY-GAME STATISTICS (N.Y. Jets)

DATE	OPPONENT	P/S	PASSING							RUSHING				W/L	SCORE		
			ATT	CMP	YDS	PCT	TD	INT	LG	TKLD	ATT	YDS	LG			TD	
9/11	at Kansas City	S	34	21	264	61.8	0	1	33	3/19	2	0	0	0	L	7-27	
9/18	MIAMI	S	30	19	190	63.3	2	0	37	2/17	1	12	12	0	W	17-7	
9/25	JACKSONVILLE	S	19	9	76	47.4	0	2	30	4/16	3	15	14	0	L	20-26	
10/2	at Baltimore		DID NOT PLAY													L	3-13
10/9	TAMPA BAY		DID NOT PLAY													W	14-12
10/16	at Buffalo		DID NOT PLAY													L	17-27
10/24	at Atlanta		DID NOT PLAY													L	14-27
11/6	SAN DIEGO		INJURED RESERVE													L	26-31
11/13	at Carolina		INJURED RESERVE													L	3-30
11/20	at Denver		INJURED RESERVE													L	10-27
11/27	NEW ORLEANS		INJURED RESERVE													L	19-21
12/4	at New England		INJURED RESERVE													L	3-16
12/11	OAKLAND		INJURED RESERVE													W	26-10
12/18	at Miami		INJURED RESERVE													L	20-24
12/26	NEW ENGLAND		INJURED RESERVE													L	21-31
1/1/06	BUFFALO		INJURED RESERVE													W	30-26
2005 TOTALS			3-3	83	49	530	59	2	3	37	9/52	6	27	14	0	4-12	

2006 GAME-BY-GAME STATISTICS (N.Y. Jets)

DATE	OPPONENT	P/S	PASSING							RUSHING				W/L	SCORE	
			ATT	CMP	YDS	PCT	TD	INT	LG	TKLD	ATT	YDS	LG			TD
9/10	at Tennessee	S	33	24	319	72.7	2	0	41	2/17	2	7	8	0	W	23-16
9/17	NEW ENGLAND	S	37	22	306	59.5	2	1	71t	4/20	2	2	3	0	L	17-24
9/24	at Buffalo	S	29	19	183	65.5	1	0	47	1/1	3	8	5	0	W	28-20
10/1	INDIANAPOLIS	S	23	17	207	73.9	1	1	33t	3/21	1	5	5	0	L	28-31
10/8	at Jacksonville	S	17	10	71	58.8	0	3	20	4/20	2	17	13	0	L	0-41
10/15	MIAMI	S	29	17	175	58.6	2	0	58t	2/6	1	-1	-1	0	W	20-17
10/22	DETROIT	S	22	16	189	72.7	1	1	44t	2/12	5	2	4	0	W	31-24
10/29	at Cleveland	S	28	11	108	39.3	0	2	23	1/3	3	9	6	0	L	13-20
11/12	at New England	S	33	22	168	66.7	1	1	23	1/7	2	4	3	0	W	17-14
11/19	CHICAGO	S	35	19	162	54.3	0	2	22	2/6	0	0	0	0	L	0-10
11/26	HOUSTON	S	31	24	286	77.4	1	0	36	1/9	1	2	2	0	W	26-11
12/3	at Green Bay	S	35	25	263	71.4	2	2	25	0/0	0	0	0	0	W	38-10
12/10	BUFFALO	S	35	22	182	62.9	1	2	23	3/18	3	17	8	0	L	13-31
12/17	at Minnesota	S	39	29	339	74.4	1	1	50	2/16	3	11	7	0	W	26-13
12/25	at Miami	S	29	14	237	48.3	1	0	64	1/8	4	26	15	0	W	13-10
12/31	OAKLAND	S	30	22	157	73.3	1	0	18	1/8	3	0	1	0	W	23-3
1/7/07	at New England#	S	40	23	300	57.5	1	1	77t	3/22	2	1	7	0	L	16-37
2006 TOTALS			16-16	485	313	3352	64.5	17	16	71t	30/172	35	109	15	0	10-6
PLAYOFF TOTAL			1-1	40	23	300	57.5	1	1	77t	3/22	2	1	7	0	0-1

2007 GAME-BY-GAME STATISTICS (N.Y. Jets)

DATE	OPPONENT	P/S	PASSING							RUSHING				W/L	SCORE		
			ATT	CMP	YDS	PCT	TD	INT	LG	TKLD	ATT	YDS	LG			TD	
9/9	NEW ENGLAND	S	21	16	167	76.2	2	0	17	4/30	1	3	3	0	L	14-38	
9/16	at Baltimore		DID NOT PLAY													L	13-20
9/23	MIAMI	S	22	15	124	68.2	2	0	23	1/4	4	-1	2t	1	W	31-28	
9/30	at Buffalo	S	39	32	291	82.1	1	2	28	1/4	1	1	1	0	L	14-17	
10/7	at N.Y. Giants	S	36	21	229	58.3	1	3	28	1/7	2	6	4	0	L	24-25	

2007 GAME-BY-GAME STATISTICS (N.Y. Jets)

DATE	OPPONENT	P/S	PASSING							RUSHING				W/L	SCORE	
			ATT	CMP	YDS	PCT	TD	INT	LG	TKLD	ATT	YDS	LG			TD
10/14	PHILADELPHIA	S	21	11	128	39.3	0	1	27	3/19	4	2	2	0	L	9-16
10/21	at Cincinnati	S	31	20	272	64.5	3	1	57t	2/14	3	7	5	0	L	31-38
10/28	BUFFALO	S	20	13	106	65.0	0	0	21	3/19	2	5	5	0	L	3-13
11/4	WASHINGTON				DID NOT PLAY										L	20-23
11/18	PITTSBURGH				DID NOT PLAY										W	19-16
11/22	at Dallas				DID NOT PLAY										L	3-34
12/2	at Miami				DID NOT PLAY										W	40-13
12/9	CLEVELAND				DID NOT PLAY										L	18-24
12/16	at New England	P	38	25	184	65.8	0	0	16	5/40	1	4	4	0	L	10-20
12/23	at Tennessee	S	32	26	264	81.3	1	2	48	6/36	2	5	3	0	L	6-10
12/30	KANSAS CITY				DID NOT PLAY										W	13-10
2007 TOTALS		9/8	260	179	1765	68.8	10	9	57t	26/178	20	32	5	1	4-12	

2008 GAME-BY-GAME STATISTICS (Miami)


DATE	OPPONENT	P/S	PASSING							RUSHING				W/L	SCORE	
			ATT	CMP	YDS	PCT	TD	INT	LG	TKLD	ATT	YDS	LG			TD
9/7	N.Y. JETS	S	43	26	251	60.5	2	1	24	4/23	0	0	0	0	L	14-20
9/14	at Arizona	S	20	10	112	50.0	0	0	20	2/15	1	6	6	0	L	10-31
9/21	at New England	S	20	17	226	85.0	0	0	33	0/0	0	0	0	0	W	38-13
10/5	SAN DIEGO	S	29	22	228	75.9	1	0	25	1/5	3	3	5	0	W	17-10
10/12	at Houston	S	25	19	284	76.0	2	1	80t	2/10	0	0	0	0	L	28-29
10/19	BALTIMORE	S	35	24	295	68.6	1	1	28	1/7	4	25	11	0	L	13-27
10/26	BUFFALO	S	30	22	314	73.3	1	0	64	1/8	4	-5	0	0	W	25-16
11/2	at Denver	S	40	23	281	57.5	0	1	24	2/7	2	-1	0	0	W	26-17
11/9	SEATTLE	S	36	22	209	61.1	1	1	39t	2/3	2	1	2	0	W	21-19
11/16	OAKLAND	S	22	16	174	72.7	0	0	27	3/14	1	7	7	0	W	17-15
11/23	NEW ENGLAND	S	41	24	341	58.5	3	1	46	3/15	1	7	7t	1	L	28-48
11/30	at St. Louis	S	23	13	166	56.5	0	0	37	0/0	3	15	16	0	W	16-12
12/7	at Buffalo	S	29	23	181	79.3	1	0	20t	1/1	3	0	2	0	W	16-3
12/14	SAN FRANCISCO	S	19	12	156	63.2	2	0	61t	1/6	3	4	5	0	W	14-9
12/21	at Kansas City	S	34	26	235	76.5	3	1	19	0/0	2	-2	-1	0	W	38-31
12/28	at New York Jets	S	30	22	200	73.3	2	0	44	1/7	1	2	2	0	W	38-31
1/3/09	BALTIMORE#	S	38	25	252	65.8	1	4	45	3/28	1	0	0	0	L	9-27
2008 TOTALS	16-16	476	321	3653	67.4	19	7	80t	24/121	30	62	16	1	11-5		
PLAYOFF TOTALS	1-1	38	25	252	65.8	1	4	45	3/28	1	0	0	0	0-1		

2009 GAME-BY-GAME STATISTICS (Miami)

DATE	OPPONENT	P/S	PASSING							RUSHING				W/L	SCORE	
			ATT	CMP	YDS	PCT	TD	INT	LG	TKLD	ATT	YDS	LG			TD
9/13	at Atlanta	S	29	21	176	72.4	1	1	21	4/13	0	0	0	0	L	7-19
9/21	INDIANAPOLIS	S	33	22	183	66.7	0	1	21	2/19	1	4	4	0	L	23-27
9/27	at San Diego	S	12	8	54	66.7	0	0	14	0/0	2	3	3	0	L	13-23
10/4	BUFFALO				INJURED RESERVE										W	38-10
10/12	NEW YORK JETS				INJURED RESERVE										W	31-27
10/25	NEW ORLEANS				INJURED RESERVE										L	34-46
11/1	at New York Jets				INJURED RESERVE										W	30-25
11/8	at New England				INJURED RESERVE										L	17-27
11/15	TAMPA BAY				INJURED RESERVE										W	25-23
11/19	at Carolina				INJURED RESERVE										W	24-17
11/29	at Buffalo				INJURED RESERVE										L	14-31
12/6	NEW ENGLAND				INJURED RESERVE										W	22-21
12/13	at Jacksonville				INJURED RESERVE										W	14-10
12/20	at Tennessee				INJURED RESERVE										L	24-27*
12/27	HOUSTON				INJURED RESERVE										L	20-27
1/3/10	PITTSBURGH				INJURED RESERVE										L	24-30
2009 TOTALS	3-3	74	51	413	68.9	1	2	21	6/32	3	7	0	0	7-9		

* - Overtime

#- Playoff Game



LOUSAKA POLITE

FULLBACK

36

HEIGHT: 6-0
WEIGHT: 245
BORN: 9/14/81
COLLEGE: Pittsburgh '04
ACQUIRED: FA, 2008
NFL: Sixth Season
DOLPHINS: Third Season



FINS FACT

Lousaka and some of his teammates joined former President Bill Clinton on April 18, 2010, at the Miami-Dade County Homeless Trust's Homestead complex on the final day of the 2010 Clinton Global Initiative University meeting. They were there as part of the rehabilitation and expansion of the existing facilities on the site. "It was an honor and it was encouraging to get that close to somebody who's such a large figure and see that he's a true American and a regular guy," said Lousaka. "He shows that he's around and involved and it was definitely a positive thing. It's always cool to know that a guy like him is a football fan with as busy as his schedule is."

PRO CAREER

CAREER TRANSACTIONS: Was signed by the Dolphins as a free agent on October 16, 2008 . . . Waived by Chicago on August 30, 2008 . . .

Signed by the Chicago Bears as a free agent on September 4, 2007 . . . Released by Dallas on September 1, 2007 . . . Re-signed by Dallas on April 26, 2007 . . . Waived by Dallas on November 7, 2006 . . . Released by Dallas on October 20, 2006 . . . Re-signed by Dallas on November 2, 2006 . . . Signed to the active roster by Dallas on December 28, 2004 . . . Released by Dallas on September 5, 2004 and was later re-signed to the practice squad on November 3, 2004 . . . Originally signed with the Dallas Cowboys as an undrafted free agent on April 30, 2004.

2009 - Saw action in all 16 games with nine starts . . . Named as the winner of the 2009 Nat Moore Community Service Award . . . Had 37 carries for 123 yards and 11 receptions for 51 yards . . . Was given the ball 17 times on 15 drives during the 2009 season on either third-and-one or fourth-and-one and was successful on each in picking up a first down, 16 rushes and one reception . . . Nine of those drive-continuing carries or receptions resulted in Dolphins touchdowns . . . Started at fullback and rushed twice for five yards in the season opener at Atlanta (9/13) . . . Caught two passes for 10 yards at San Diego (9/27) . . . Had three carries for seven yards vs. Indianapolis (9/21) . . . Had season-high four carries for 11 yards at Carolina (11/19) . . . Rushed three times for a season-high 22 yards, including a season-long 13-yard run, while catching two passes for three yards at Buffalo (11/29) . . . Matched his season high with four carries for 18 yards and recorded 13 receiving yards on two catches at Jacksonville (12/13).

2008 - Played in 11 games, starting five contests . . . Had 23 carries for 85 yards and added six catches for 24 yards . . . Also recorded three special teams tackles . . . Carried the ball 12 times on third and fourth-and-one situations, and on 11 occasions he picked up the first down . . . Seven of those 12 drives resulted in scores (seven touchdowns) . . . Made his Dolphins debut in a reserve role vs. Baltimore (10/19) . . . Made his first start as a Dolphin and had one carry for three yards vs. Buffalo (10/26) . . . Started vs. Seattle (11/9) and had two carries for four yards and added two catches for 17 yards . . . Had three rushes for 20 yards including a ten-yard run at St. Louis (11/30) . . . Had six carries for 17 yards at N.Y. Jets (12/28) . . . Started AFC Wild Card playoff game vs. Baltimore (1/4/09) and had three carries for 15 yards, including a career-long 11-yard run.

2007 - Played in five games with Chicago . . . Posted eight special teams tackles.

2006 - Played in 12 games with Dallas . . . Posted seven carries for 18 yards and caught two passes for 21 yards.

2005 - Played in 14 games with three starts for Dallas . . . Had two carries for eight yards and caught nine passes for 72 yards and a touchdown.

2004 - Played in one game as a rookie for Dallas . . . Caught one pass for four yards.

COLLEGE

Was a four-year letterman at the University of Pittsburgh (2000-03) . . . Rushed for 657 yards and four touchdowns on 180 carries and caught 59 passes for 485 yards and a pair of scores during collegiate career . . . Was the first three-time captain in Panthers history.

PERSONAL

Has a daughter, Anya . . . Attended Woodland Hills High School in Pittsburgh . . . Lettered in football and track & field . . . Participated in the Miami Dolphins Foundation's Fishing and Golf Tournaments, the Kids and Fins Publix Shopping Spree and the team's Thanksgiving meal giveaway . . . Purchased holiday toys for a family serviced through the Cooperative Feeding Program . . . Planted trees for the NFL Environmental Program . . . Helped deliver furniture to a family selected by Miami-Dade schools as part of the team's Rooms To Go program . . . Made several visits to local libraries as part of the team's Summer Reading Program . . . Provided tents, helped collect donations and joined families in Little Haiti to speak with their families back in Haiti . . . Frequently visits local schools . . . Participated in family-oriented events such as the Miami-Dade County School's safety event and Commissioner Diaz's spring event in Miami . . . Took part in the inaugural Miami Dolphins Touchdown For Life Blood Drive . . . Born September 14, 1981.

LOUSAKA POLITE'S NFL REGULAR SEASON STATISTICS

YEAR	TEAM	RUSHING								RECEIVING				
		GP	GS	ATT.	YDS.	AVG.	LG	TD	NO.	YDS.	AVG.	LG	TD	
2004	Dallas	1	0	0	0	0.0	0	0	1	4	4.0	0	0	
2005	Dallas	14	3	2	8	4.0	6	0	9	72	8.0	15	1	
2006	Dallas	12	0	7	18	2.6	4	0	2	21	10.5	12	0	
2007	Chicago	5	0	0	0	0.0	0	0	0	0	0.0	0	0	
2008	Miami	11	5	23	85	3.7	14	0	6	24	4.0	9	0	
2009	Miami	16	9	37	123	3.3	13	0	11	51	4.6	10	0	
NFL TOTALS		59	17	69	234	3.4	14	0	29	172	5.9	15	1	
MIAMI TOTALS		27	14	60	208	3.7	14	0	17	75	4.4	10	0	

LOUSAKA POLITE'S NFL PLAYOFF STATISTICS

YEAR	TEAM	RUSHING								RECEIVING				
		GP	GS	ATT.	YDS.	AVG.	LG	TD	NO.	YDS.	AVG.	LG	TD	
2006	Dallas	1	0	0	0	0.0	0	0	0	0	0.0	0	0	
2008	Miami	1	1	3	15	5.0	11	0	0	0	0.0	0	0	
PLAYOFF TOTALS		2	1	3	15	5.0	11	0	0	0	0.0	0	0	

ADDITIONAL STATS

Special Teams Tackles: (Dallas) 1 in 2004, 3 in 2005, (Chicago) 2 in 2007, (Miami) 3 in 2008 for total of 9
Miscellaneous Tackles: 1 in 2009

1972 DOLPHINS ONE OF FOUR TO BOAST PAIR OF 1,000-YARD RUSHERS

The 1972 Miami Dolphins led the NFL by averaging an astounding 211.4 yards rushing per game that year. They were led by running backs Larry Csonka and Mercury Morris, who rushed for 1,117 and 1,000 yards, respectively. The '72 Dolphins are one of only four teams in NFL history to have two 1,000-yard rushers in the same season. They are joined by the 1976 Pittsburgh Steelers (Franco Harris – 1,128; Rocky Bleier – 1,036), the 1985 Cleveland Browns (Kevin Mack – 1,104; Earnest Byner – 1,002) and the 2006 Atlanta Falcons (Warrick Dunn – 1,104; Michael Vick – 1,002).



CORY PROCTER

GUARD

61

HEIGHT: 6-4
WEIGHT: 311
BORN: 10/18/82
COLLEGE: Montana '05
ACQUIRED: FA, 2010
NFL: Sixth Season
DOLPHINS: First Season



FINS FACT

Cory plays the drums in the heavy metal rock band "Free Reign" along with Cowboys offensive linemen Leonard Davis and Marc Colombo and lead guitarist Justin Chapman. The band signed record deal with an Australian label and a five-song EP, "Tragedy," was released in April, 2009. "It's a passion we have," Cory said. "We love playing music. We have a lot of fun with it. It's a good pastime."

PRO CAREER

CAREER TRANSACTIONS: Signed with the Dolphins on May 24, 2010 as a free agent . . . Had been waived by Cowboys on May 17, 2009 . . . Signed with the Cowboys on April 2, 2009 . . . Signed with the Cowboys on April 23, 2008 . . . Signed with the Cowboys on May 1, 2007 . . . Signed off the Lions practice squad by the Dallas Cowboys on November 30, 2005 . . . Signed with the Detroit Lions as an undrafted free agent on April 28, 2005.

2009 - Saw action in 12 games in final season with Dallas . . . Also dressed but did not play in four games . . . Played in one of two playoff games.

2008 - Saw action in all 16 regular season games with 11 starts at left guard . . . Made first career start at guard at Cleveland (9/7) . . . Played a reserve role at Green Bay (9/21).

2007 - Saw action in all 16 games with two starts . . . Saw majority of action on special teams . . . Registered two starts at center . . . Saw action at center against St. Louis (9/30) . . . Saw action at right guard against the New York Jets (11/22) . . . Saw action at center against Philadelphia (12/16) . . . Made first career start at center at Carolina (12/22) . . . Made second consecutive start at center at Washington (12/30) . . . Made postseason debut vs. N.Y. Giants (1/13/08).

2006 - Was inactive for all 16 regular games as well as Wild Card playoff contest.

2005 - Began the season on the Detroit Lions practice squad . . . Signed to the Cowboys active roster on November 30 . . . Inactive for three games . . . Active for final two games of the season but did not play.

COLLEGE

Four-year starter at Montana (2001-04) . . . As a senior earned All-Big Sky Conference, Division I-AA All American honors . . . Winner of Paul Weskamp Award, which is given annually to the team's outstanding offensive lineman . . . Started 47 games for the Grizzlies during his career including 42 consecutive . . . Starter as a true freshman on Montana's Division I-AA National Championship team.

PERSONAL

Attended Gig Harbor (Wash.) High School in Gig Harbor . . . Named all-northwest, all-state, all-area and all-league offensive lineman as a high school senior . . . Team captain for both the football and wrestling teams during his junior and senior seasons . . . Plays drums in heavy metal rock band "Free Reign" along with Cowboys offensive linemen Leonard Davis and Marc Colombo and lead guitarist Justin Chapman . . . Band signed record deal with an Australian label and a five-song EP, "Tragedy," was released in April, 2009 . . . Born Cory Ryan Procter on October 18, 1982 in Gig Harbor, Wash.

CORY PROCTER'S NFL REGULAR SEASON STATISTICS

GAMES/STARTS: 2005: 0/0, 2006: 0/0, 2007: 16/2, 2008: 16/11, 2009: 12/0

NFL TOTALS: 44/13

CORY PROCTER'S NFL PLAYOFF STATISTICS

GAMES/STARTS: 2006: INACTIVE, 2007: 1/0, 2009: 1/0 **PLAYOFF TOTALS:** 2/0



KORY SHEETS RUNNING BACK

22

HEIGHT: 5-11
WEIGHT: 208
BORN: 3/31/85
COLLEGE: Purdue '09
ACQUIRED: FA, 2009
NFL: Second Season
DOLPHINS: Second Season



FINS FACT

At Bloomfield (Conn.) High School, Kory ran anchor on the school's 4x100 relay team. Kory's mother, Krystal McKenzie, who participated in track and field at Morgan State University, made the relay team's uniforms. McKenzie, who is the girls' track coach at Bloomfield, sewed the one-piece white outfit, with the team's nickname, "Hawks," emblazoned on them. She even sewed one for the alternate runner on the relay team.

PRO CAREER

CAREER TRANSACTIONS: Signed by the Dolphins on Oct. 14, 2009 from the practice squad of the San Francisco 49ers . . . Signed by the 49ers to their practice squad on September 7, 2009 . . . Was waived by the 49ers on September 5, 2009 . . . Signed by the San Francisco 49ers as an undrafted free agent on April 26, 2009.

2009 - Saw action in two games . . . Was inactive for nine contests . . . Made his NFL debut in a special teams role at Carolina (11/19) . . . Also saw action in the season finale vs. Pittsburgh (1/3/10).

COLLEGE


Four-year letterman at Purdue (2005-08) . . . Left the Biolermakers ranked second in school history with 3,341 rushing yards and 664 carries, behind only Mike Alstott . . . Held school record for career rushing touchdowns with 48, a total ranked fifth all-time in the Big Ten history . . . Named honorable mention All-Big Ten as a senior . . . Totaled 1,643 all-purpose yards, ranking sixth in school history . . . Finished with 1,131 rushing yards with school-record 16 touchdowns . . . Appeared in all 13 games, including nine starts, as a junior . . . Led team in rushing with 168 carries for 859 yards and 11 touchdowns with a long of 59 yards . . . Topped team with 13 total touchdowns . . . Caught 30 passes for 216 yards (7.2 average) and two touchdowns with a long of 41 yards . . . Eclipsed the 100-yard rushing mark three times . . . Majored in organizational leadership and supervision.

PERSONAL

Attended Bloomfield (Conn.) High School . . . Was an all-conference selection as a senior while leading the team to a state championship that year . . . All-state recognition in track and field . . . Mother, Krystal, participated in track and field at Morgan State . . . Participated in the Miami Dolphins Foundation Fishing Tournament . . . Shopped with children in need from local schools as part of the Kids and Fins Publix Shopping Spree . . . Full name is Kory Gerren Sheets, born March 31, 1985 in Manchester, Conn.

KORY SHEETS NFL REGULAR SEASON STATISTICS

YEAR	TEAM	RUSHING								RECEIVING				
		GP	GS	ATT.	YDS.	AVG.	LG	TD	NO.	YDS.	AVG.	LG	TD	
2009	Miami	2	0	0	0	0.0	0	0	0	0	0.0	0	0	



SEAN SMITH

CORNERBACK

24

HEIGHT: 6-3
WEIGHT: 214
BORN: 7/14/87
COLLEGE: Utah '10
ACQUIRED: D2b, 2009
NFL: Second Season
DOLPHINS: Second Season



FINS FACT

At six feet three inches, Sean is one of the tallest cornerbacks currently in the NFL. In fact, he is the tallest corner in Dolphins history, edging out the six feet two inch Curtis Johnson, who played with the team from 1970-78. Sean's height served him well on the other side of the ball, where he developed his skills in high school and college. Sean originally enrolled at Utah as a running back before moving to wide receiver and cornerback as a redshirt freshman.

PRO CAREER

CAREER TRANSACTIONS: Originally was the second of two second-round draft choices (61st overall) of the Dolphins in 2009.

2009 - Started all 16 games as a rookie . . . Finished with 39 tackles and one fumble recovery . . . Led team with 12 passes defended . . . Made NFL debut in starting role in season opener at Atlanta (9/13) and recorded two tackles and two passes defended . . . Posted two stops vs. Indianapolis (9/21) . . . Had two tackles and two passes defended vs. Buffalo (10/4) . . . Recorded six tackles at N.Y. Jets (11/1) . . . Registered six tackles at New England (11/8) . . . Registered six tackles at Carolina (11/19) . . . Had two tackles vs. New England (12/6) . . . Had two tackles and a fumble recovery at Tennessee (12/20) . . . Recorded three tackles vs. Pittsburgh (1/3/10) . . .

ROOKIE STARTERS: With 16 starts, Smith became the tenth Dolphins defensive player in club history to start every game as a rookie . . . He also made the most starts by any rookie cornerback in Dolphins history . . . Smith became the first Dolphins rookie cornerback to start a regular season game since Travis Daniels on Sept. 25, 2005 vs. Carolina, the third game of his rookie season . . . Smith also was the first Dolphins rookie cornerback to start on opening day since Sept. 7, 1980 when Don McNeal opened the season against Buffalo . . . When Smith and Vontae Davis both started at cornerback on Nov. 1 at N.Y. Jets, it marked the first time in club history two rookies started at both cornerback positions in the same game . . . In addition, another rookie, Chris Clemons, started at safety in that Jets contest, marking the first time in team history that rookies started at three of the four secondary positions . . .

MOST STARTS BY DOLPHINS ROOKIE CORNERBACKS

PLAYER	STARTS	YEAR
1. SEAN SMITH	16	2009
2. Curtis Johnson	14	1970
Travis Daniels	14	2005
4. Don McNeal	13	1980
5. Troy Vincent	11	1992
6. Lloyd Mumphord	9	1969
Vontae Davis	9	2009

COLLEGE

Three-year letterman and two-year starter at Utah (2006-08) . . . Originally enrolled in school as a running back before moving to wide receiver and cornerback as a redshirt freshman . . . Played in 39 games with 22 starts, posting 80 tackles (43 solo), nine interceptions, 16 passes defended and three tackles for loss during collegiate career . . . Also added seven rushes for 63 yards and one catch for 12 yards . . . Started 12 of the 13 games in which he played as a junior in 2008 . . . Key performer as Utes finished season 13-0 and ranked second in the country as nation's only undefeated team . . .

Named as All-American third-team selection . . . Recorded 46 tackles (23 solo), a sack, two tackles for loss and a forced fumble . . . Added five interceptions for 151 yards with a touchdown and nine passes defended . . . Had two interceptions for 56 yards and a score at Wyoming . . . Posted season-high six tackles and added a sack in Sugar Bowl win over Alabama . . . Started ten of the 13 games in which he played as a sophomore in 2007 . . . Recorded 32 tackles (20 solo) . . . Led the team and ranked third in the Mountain West Conference with four interceptions and added seven passes defended . . . Opened season with two interceptions and added three tackles at Oregon State . . . Tied school single-game record with four passes defended against New Mexico . . . Appeared in 13 games as a redshirt freshman in 2006 . . . Was utilized as a slot receiver in the first 11 contests before shifting to defense and appearing as a nickel back in the final two games . . . Gained 63 yards on seven carries (9.0 avg.) and had a 12-yard reception on offense and recorded two assisted tackles on defense . . . Redshirted in 2005 . . . Majored in mass communications.

PERSONAL

Attended Blair High School in Pasadena, Calif., where he excelled as a running back, receiver and kickoff return specialist . . . Earned all-conference, all-state and All-American honors and captured league Offensive Back of the Year accolades as a senior, the same year . . . Led the team to its best record in ten seasons, as he rushed for more than 1,500 yards, with 18 touchdowns, adding 547 receiving yards and over 400 yards in kickoff returns . . . Also lettered in basketball and track . . . Growing up, his favorite sports team was the Tampa Bay Buccaneers and his favorite athlete was Randy Moss . . . Lists "Family Guy" as favorite television show, the "Harry Potter" series as favorite books and "The Game" as favorite recording artist . . . Enjoys traveling in free time . . . Took part in the inaugural Miami Dolphins Touchdown For Life Blood Drive . . . Shopped with a family in need selected by the Cooperative Feeding Program . . . Participated in the Miami Dolphins Foundation Golf Tournament . . . Full name is Sean Smith, born July 14, 1987 in Pasadena, Calif.

SEAN SMITH'S NFL REGULAR SEASON STATISTICS

YEAR	TEAM	GP	GS	TACKLES					INTERCEPTIONS					FUMBLES		
				TOT	SOLO	ASST	SK	YDS	NO	YDS	LG	TD	PD	FF	FR	YDS
2008	Miami	16	16	39	32	7	0.0	0.0	0	0	-	0	0	0	1	0




PAUL SOLIAI

DEFENSIVE TACKLE

96

HEIGHT: 6-4
WEIGHT: 355
BORN: 12/30/83
COLLEGE: Utah '07
ACQUIRED: D4, 2007
NFL: Fourth Season
DOLPHINS: Fourth Season



FINS FACT

As a youngster growing up in Pago Pago, American Samoa, Paul enjoyed playing rugby. He participated in the sport during his summers in college, primarily to keep up his conditioning.

PRO CAREER

CAREER TRANSACTIONS: Was a fourth-round draft choice (108th overall) of the Dolphins in 2007.

2009 - Saw action in 14 games with five starts . . . Was inactive for two contests due to an ankle injury . . . Finished with career-high 25 tackles and added a forced fumble and a pass defended . . . Had three tackles at San Diego (9/27) . . . Made first career start and posted a career-high six tackles at New York Jets (11/1) . . . Recorded four tackles at Jacksonville (12/13).

2008 - Played in 14 games, all in a reserve role . . . Had three tackles on the season . . . Was inactive vs. Baltimore (10/19) and at St. Louis (11/30) after being suspended both games for a violation of team regulations . . . Played in a reserve role in AFC Wild Card game vs. Baltimore (1/4/09) and had one tackle and a forced fumble.

2007 - Played in eight games, all in a reserve role, as a rookie . . . Dressed but did not play in four games and was inactive for four contests . . . Registered three tackles on the year . . . Did not see action over the final four contests, the last three of which he was inactive.

COLLEGE

Was a two-year letterman at Utah (2005-06) . . . Played in 24 games with 12 starts and collected 40 tackles, five stops for loss, 3.5 sacks, four passes defended, a forced fumble and a fumble recovery . . . Opened all 12 contests in which he appeared at nose tackle as a senior when he recorded 35 tackles, 3.5 stops for loss, 2.5 sacks, four passes defended, a forced fumble and a fumble recovery . . . Also blocked a PAT . . . Was a second-team All-Mountain West Conference selection . . . Redshirted in 2004 after transferring following a two-year stint at Coffeyville (Kan.) Community College (2002-03) where he played offensive guard . . . Earned JUCO All-America honors in his final season and was a two-time All-Jayhawk Community College Conference pick . . . Majored in sociology.

PERSONAL

Married (Letasha) . . . Attended Nuuuli Poly-Tech in Pago Pago, American Samoa . . . Lettered in football, basketball, soccer and volleyball . . . In football, played linebacker and served as team captain . . . Is one of eight children of Florence Levao, who played softball at San Francisco State . . . Stepfather is the Reverend Foto Levao . . . Participated in the Miami Dolphins Foundation's Kids Fishing Clinic . . . Took part in the team's Thanksgiving Meal and Jolidat toy giveaways . . . Visited a Kids In Distress foster home . . . Worked with disabled individuals as part of Hometown Huddle . . . Took part in the inaugural Miami Dolphins Touchdown For Life Blood Drive . . . Full name is Paul Fuapapa Soliai, born December 30, 1983 in Orange County, Calif.

PAUL SOLIAI'S NFL REGULAR SEASON STATISTICS

YEAR	TEAM	GP	GS	TACKLES					INTERCEPTIONS					FUMBLES				
				TOT	SOLO	ASST	SK	YDS	NO	YDS	LG	TD	PD	FF	FR	YDS		
2007	Miami	8	0	3	3	0	0.0	0.0	0	0	-	0	0	0	0	0	0	0
2008	Miami	14	0	3	3	0	0.0	0.0	0	0	-	0	0	0	0	0	0	0
2009	Miami	14	5	25	22	3	0.0	0.0	0	0	-	0	1	1	0	0	0	0
NFL TOTALS		36	5	31	28	3	0.0	0.0	0	0	-	0	1	1	0	0	0	0

PAUL SOLIAI'S NFL PLAYOFF STATISTICS

YEAR	TEAM	GP	GS	TACKLES					INTERCEPTIONS					FUMBLES				
				TOT	SOLO	ASST	SK	YDS	NO	YDS	LG	TD	PD	FF	FR	YDS		
2008	Miami	1	0	1	1	0	0.0	0.0	0	0	-	0	0	1	0	0	0	0

DUAL 100-YARD RECEIVING GAMES

In the history of the franchise, the Dolphins have had 18 dual 100-yard receiving games, 20 including playoffs. The most frequent duo has been Mark Clayton and Mark Duper, who combined for four dual 100-yard receiving games. Overall, Clayton was part of eight such games while Duper was in seven. The most recent game in which the Dolphins had two receivers attain the 100-yard mark occurred on November 25, 2001 when Oronde Gadsden accumulated 118 yards on eight receptions and Chris Chambers totaled 101 yards and two scores on five catches against the Bills at Ralph Wilson Stadium. It marked the third time that Gadsden had been a part of a dual 100-yard receiving game, with the first two occasions coming in 1999. The Dolphins are 8-10 in regular season games when they have had a pair of 100-yard receivers and 9-11 overall, including playoffs.



KORY SPERRY

TIGHT END

85

HEIGHT: 6-4
WEIGHT: 238
BORN: 4/10/85
COLLEGE: Colorado State '09
ACQUIRED: FA, 2009
NFL: Second Season
DOLPHINS: Second Season



FINS FACT

While many people wear their emotions on their sleeves, Kory chose to use his body as the tight end has a multitude of tattoos across his six-foot four-inch, 238-pound frame. Kory calls many of his tattoos a tribute to the "rat fink" car culture that has long fascinated his family. Kory, his father and brother would grind and weld in the garage until the wee hours, restoring classics like a 1955 Chevy to look and work like the one that his father, Belden, had as a kid.

PRO CAREER

CAREER TRANSACTIONS: Signed by the Dolphins from their practice squad on November 14, 2009 . . . Signed to the Dolphins practice squad on September 9, 2009 . . . Released by the Chargers on September 5, 2009 . . . Signed by the San Diego Chargers as an undrafted free agent on May 1, 2009.

2009 - Saw action in eight games with one start . . . Finished with three catches for 31 yards and one touchdown . . . Made NFL debut in a starting role vs. Tampa Bay (11/15) and caught three passes for 31 yards, including his first NFL reception for a touchdown on a five-yard toss from Chad Henne.

COLLEGE

Was a four-year letterman at Colorado State (2004-08) . . . Caught 141 passes for 1,763 yards and 20 touchdowns during his Rams career . . . Saw action in all 13 games with 11 starts as a senior in 2008 . . . Was a second-team All-Mountain West Conference selection . . . Registered 38 catches for 492 yards with six TDs during senior campaign . . . Played in just two games, before a knee injury prematurely ended his '07 campaign . . . Finished with ten catches for 119 yards (11.9 avg.) and three TDs . . . Started in all 12 games as a junior in 2006 . . . Caught 36 passes for 380 yards and five touchdowns . . . Named honorable mention All-Mountain West Conference as a sophomore in 2005 . . . Finished season third on the team with 42 receptions for 547 yards and four touchdowns . . . Recorded 15 catches for 225 yards with two TDs while seeing action as a true freshman in 2004 . . . Majored in liberal arts.

PERSONAL

Attended Pueblo (Colo.) County High School . . . Standout high school quarterback who was also recruited as a Division I basketball player . . . Named all-Colorado by both the Denver Post and Rocky Mountain News . . . Selected first-team as an all-state and two-time all-conference selection . . . Also was a two-time all-conference and all-state honoree in basketball . . . Participated in the Miami Dolphins Foundation Fishing Tournament . . . Full name Kory Kalani Kahaunaele Sperry, born April 10, 1985, in Pueblo, Colo.

KORY SPERRY'S NFL REGULAR SEASON STATISTICS

YEAR	TEAM	GP	GS	RECEIVING					RUSHING				
				NO.	YDS.	AVG.	LG	TD	ATT.	YDS.	AVG.	LG	TD
2009	Miami	8	1	3	31	10.3	13	1	0	0	-	-	0



RANDY STARKS

DEFENSIVE TACKLE

94

HEIGHT: 6-3
WEIGHT: 305
BORN: 12/14/83
COLLEGE: Maryland '05
ACQUIRED: UFA, 2008 (Tenn.)
NFL: Seventh Season
DOLPHINS: Third Season



FINS FACT

Randy chose to attend the University of Maryland over Penn State because he thought that going to Maryland would improve the chances that his father, Randolph, Sr., and his mother, Beverly, would be able to attend all of his games. In his three years with the Terps, they did not miss a single game he played. During his first two seasons, they drove to most of his road games, sometimes leaving on Thursdays to make it in time to see their only son play. In his final season, they flew to all of the Terps' road games. In Starks' first four NFL seasons, his parents did not miss a Titans home game.

PRO CAREER

CAREER TRANSACTIONS: Signed a five-year contract as an unrestricted free agent from Tennessee on March 1, 2008 . . . Originally was the first of two third-round draft choices of the Titans (71st overall) in 2004, with a selection obtained from Houston in a draft-trade.

2009 - Started all 16 games at right end . . . Posted 56 tackles (42 solo) including a career-high seven sacks which accounted for 36.5 yards in losses . . . Registered two tackles, including one sack, vs. Buffalo (10/4) . . . Had four tackles, including one sack vs. N.Y. Jets (10/12), tackling Jets quarterback Mark Sanchez for a one-yard loss . . . Posted season-high seven tackles and a half-sack for two yards in losses vs. New Orleans (10/25) . . . Matched season high with seven stops and one sack at N.Y. Jets (11/1) . . . The sack of Sanchez came on a third-and-six on the Dolphins' eight-yard line with 1:42 left in the contest for a seven-yard loss to help preserve Miami's 30-25 win . . . Recorded fifth straight game with at least a half-sack, with one sack, while also recording two tackles, at New England (11/8) . . . Registered five tackles, including one sack, at Carolina (11/19), tackling Panthers quarterback Jake Delhomme for a seven-yard loss . . . Posted five tackles plus a half-sack at Buffalo (11/29) . . . Had four tackles at Jacksonville (12/13) highlighted by a key stop on fourth-and-three at the Dolphins' 46-yard line with 1:26 left in the game, tackling Jaguars quarterback David Garrard for a four-yard loss on a QB draw to preserve the Dolphins' 14-10 win . . . Registered four tackles, including one sack, in the season finale vs. Pittsburgh (1/3/10), tackling Steelers quarterback Ben Roethlisberger for a ten-yard loss.

2008 - Played in all 16 games with four starts . . . Totaled 29 tackles, one interception he returned for eight yards and three sacks for 12.5 yards in losses . . . Had four tackles and one sack at Arizona (9/14), tackling Cardinals' quarterback Kurt Warner for a seven-yard loss . . . Had two tackles and first career interception at New England (9/21), picking off a Matt Cassel pass and returning it eight yards . . . Had five tackles vs. Baltimore (10/19) . . . Notched a half-sack vs. Seattle (11/9), combining with Vonnie Holliday to tackle Seahawks quarterback Seneca Wallace for a two-yard loss . . . Recorded two tackles, including a half-sack for a 4.5-yard loss at Buffalo (12/7), combining with Reggie Torbor on a nine-yard sack of Bills quarterback J.P. Losman . . . Talled one sack at Kansas City (12/21), tackling Chiefs quarterback Tyler Thigpen for no gain . . . Was inactive for AFC Wildcard playoff game vs. Baltimore (1/4/09).

2007 - Played in 14 games with four starts for the Titans. . . Was inactive for two games . . . Totaled 39 tackles and a fumble recovery . . . In Monday night game at New Orleans (9/24), recovered a Drew Brees fumble at the Titans' 49 in the fourth quarter that was forced by Travis LaBoy . . . The turnover resulted in a Tennessee touchdown 10 plays later, giving them a 24-14 lead as they went on for a 31-14 win . . . Notched a career-high 10 tackles vs. Jacksonville

(11/11) as he tied for the team lead that day . . . Saw action as a reserve in First-Round playoff game at San Diego (1/6/07) . . . Recorded two tackles.

2006 - Appeared in all 16 games including eight starts . . . Collected 56 tackles, three sacks and two fumble recoveries . . . Posted a season-high six tackles in opener vs. N.Y. Jets (9/10) . . . In addition, recovered a Chad Pennington fumble at the Jets' 1 in the fourth quarter that led to a touchdown on the next play from scrimmage, and along with the two-point conversion tied the game at 16 apiece . . . Matched that tackle total the following week at San Diego (9/17) . . . In game at Philadelphia (11/19) recovered a Jeff Garcia fumble and returned it 26 yards before lateraling to Keith Bulluck, who went the final 16 yards for a touchdown in the Titans' 31-16 victory . . . Registered first full sack of the season at Houston (12/10), his first of 2.5 sacks over a three-week span.

2005 - Started all 16 games for the Titans . . . Accounted for 78 tackles and three sacks . . . Had eight tackles and a half sack vs. Baltimore (9/18) as the Titans held the Ravens to just 14 yards rushing on 13 attempts in a 25-10 win . . . First full sack of the season came the following week at St. Louis (9/25) . . . Matched his season-high total for tackles with eight in a 13-10 victory over Houston (12/11) as the Titans limited the Texans to 234 yards of total offense . . . In Christmas Eve game at Miami (12/24), registered seven tackles and 1.5 sacks, the second time in his career he accounted for more than one sack in a game.

2004 - Played in 14 games with eight starts as a rookie . . . Was inactive for two contests . . . Totaled 53 tackles, 4.5 sacks, a forced fumble, two fumble recoveries and a pass defended . . . Also blocked a field goal on special teams . . . Sack total led all NFL rookie defensive tackles while the figure ranked second overall among AFC rookies, trailing only Kansas City DE Jared Allen (9.0) . . . The total also was good for fourth on the team . . . Made NFL debut, in a reserve role, in opener at Miami (9/11) when he was credited with three tackles, including a 7-yard sack of A.J. Feeley in the Titans' 17-7 win as they held the Dolphins to 263 yards of total offense . . . Was then inactive for each of the next two games . . . Made first start of NFL career vs. Cincinnati (10/31) when he tallied five tackles and a half-sack in the Titans' 27-20 victory as they held the Bengals to 274 yards of total offense . . . Had five tackles, a sack and a forced fumble vs. Chicago (11/14) . . . Accounted for six tackles, including a career-high two sacks, at Houston (11/28) when he dropped David Carr twice for 16 yards . . . In addition, blocked a Kris Brown 41-yard field goal attempt as time expired in the first half . . . The following week at Indianapolis (12/5), established a season high with seven tackles, while also recovering a Peyton Manning fumble . . . Matched that season-high tackle total the week afterwards vs. Kansas City (12/13) when he also recovered a Trent Green fumble at the Chiefs' 17 in the fourth quarter which led to a Titans field goal four plays later.

COLLEGE

Was a three-year letterman at Maryland (2001-03) who played in 38 games with 28 starts in his career for the Terps . . . Amassed 201 tackles, 17.5 sacks and 34 stops for loss during that time . . . Also forced three fumbles, recovered two fumbles and knocked down nine passes . . . Was a first-team All-Atlantic Coast Conference pick in his final season of 2003 when he started every game and posted 73 tackles, 14.5 stops for loss and 7.5 sacks . . . Also opened every contest as a sophomore in '02 when he tallied 93 tackles, 12.5 stops for loss and 6.5 sacks as he was a second-team All-ACC selection . . . Left school with one year of eligibility still remaining . . . Majored in family studies.

PERSONAL

Has a son, Trey . . . Attended Westlake High School in Waldorf, Md . . . Played both offensive and defensive tackle, and was regarded as one of the top linemen coming out of high school his senior year . . . Earned three letters in basketball and finished his prep career with 1,011 points and 682 rebounds . . . Was named Southern Maryland's Basketball Player of the Year by Washington Post as a senior, helping the team to finish with a 23-3 record as they played in the state championship game . . . Also was the leading scorer and rebounder in Southern Maryland as junior . . . Spent most of the first five years of his life in Germany . . . His father, Randolph, served more than 20 years in the U.S. Army and was stationed in Germany before being re-deployed to Ft. Belvoir, Va . . . Would like to teach in elementary school after football career . . . In April 2007, hosted his first football camp at Suitland (Md.) High School, which is not far from the University of Maryland and his home of Waldorf . . . Lists "Friday After Next" as favorite movie, "Martin" as favorite television show, "The Diplomats" as favorite recording artist, Denzel Washington as favorite actor and his mother's meatloaf as favorite food . . . Shopped with children in need from local schools as part of the Kids and Fins Publix Shopping Spree . . . Full name is Randolph Starks, Jr., born on December 14, 1983 in Petersburg, Va.

RANDY STARKS' NFL REGULAR SEASON STATISTICS

YEAR	TEAM	GP	GS	TACKLES					INTERCEPTIONS					FUMBLES		
				TOT	SOLO	ASST	SK	YDS	NO	YDS	LG	TD	PD	FF	FR	YDS
2004	Tennessee	14	8	53	28	25	4.5	36.0	0	0	-	0	1	1	2	0
2005	Tennessee	16	16	78	40	38	3.0	24.0	0	0	-	0	0	0	0	0
2006	Tennessee	16	8	56	36	20	3.0	19.0	0	0	-	0	0	0	2	26
2007	Tennessee	14	4	39	21	18	0.0	0.0	0	0	-	0	0	0	1	0
2008	Miami	16	4	29	22	7	3.0	12.5	1	8	8	0	3	0	0	0
2009	Miami	16	16	56	42	14	7.0	36.5	0	0	-	0	0	0	1	0
NFL TOTALS		92	56	311	189	122	20.5	128.0	1	8	8	0	4	1	6	26
MIAMI TOTALS		32	20	85	64	21	10.0	49.0	1	8	8	0	3	0	1	0

RANDY STARKS' NFL PLAYOFF STATISTICS


YEAR	TEAM	GP	GS	TACKLES					INTERCEPTIONS					FUMBLES		
				TOT	SOLO	ASST	SK	YDS	NO	YDS	LG	TD	PD	FF	FR	YDS
2007	Tennessee	1	0	2	1	1	0.0	0.0	0	0	-	0	0	0	0	0
2008	Miami			INACTIVE												

ADDITIONAL STATS

Blocked Kicks: 1 FG in 2004

SINGLE-GAME HIGHS

Tackles: 10 vs. Jacksonville, 11/11/07
Tackles: 1 at New England, 9/21/08
Sacks: 2 at Houston, 11/28/04
 1.5 at Miami, 12/24/05



TYLER THIGPEN QUARTERBACK

16

HEIGHT: 6-1
WEIGHT: 224
BORN: 4/14/84
COLLEGE: Coastal Carolina '06
ACQUIRED: T, 2009 (K.C.)
NFL: Fourth Season
DOLPHINS: Second Season



FINS FACT

Tyler was the first quarterback to play for the Coastal Carolina, which formed a football program in 2002 and didn't begin play until 2003. He led the Chanticleers program to a 30-8 record as its starting quarterback. Tyler holds the single-season and career passing records in every major statistical category at Coastal Carolina.

PRO CAREER

CAREER TRANSACTIONS: Acquired from the Kansas City Chiefs on September 29, 2009 in exchange for a 2010 fifth-round (142nd overall) draft choice . . . Was claimed off waivers by the Chiefs on September 2, 2007 from the Minnesota Vikings . . . Originally was a seventh round pick (217th overall) of the Vikings in the 2007 NFL Draft.

2009 - Saw action in two games (one with Chiefs and one with Dolphins) . . . Finished season 4-8 for 83 yards with one touchdown and two interceptions . . . Also had two carries for three yards . . . Played in a reserve role vs. Baltimore (9/13) and had one rush for two yards . . . Served as the third quarterback in two other games with the Chiefs . . . Was the third quarterback in 12 games with the Dolphins . . . Played in relief role following injuries to Chad Henne and Pat White vs. Pittsburgh

(1/3/10) and went 4-8 for 83 yards with one touchdown and two interceptions . . . His touchdown pass came on a 34-yard scoring strike to Davone Bess . . . Rushed one time for one yard.

2008 - Played in 14 games with 11 starts with the Chiefs . . . Finished 230-420 (54.8%) for 2,608 yards with 18 touchdown passes and 12 interceptions for a rating of 76.0 . . . Also had 62 rushes for 386 yards (6.2 avg.) and three touchdowns . . . Also posted one reception for 37 yards . . . His 2,608 yards and 18 touchdown passes were the most by a Chiefs passer since Trent Green had 4,014 yards and 27 touchdowns in 2005 . . . Was seventh in the AFC in touchdown passes . . . His 386 rushing yards led all NFL quarterbacks and was the highest single season total by a QB in Chiefs' history . . . Enjoyed a string of 161 consecutive pass attempts without an interception, the third-longest streak in Chiefs' history . . . Made first NFL start at Atlanta (9/21), going 14-36 for 128 yards with a touchdown and three interceptions . . . Registered an 84.6 passer rating in his last ten starts, the sixth highest mark in the AFC during that time frame . . . Was 25-36 for 280 yards and two touchdowns, good for a career-high 110.9 rating, at the N.Y. Jets (10/26) . . . Connected on career-high 27 of 41 attempts for 266 yards and career-best three touchdowns for a 108.4 rating at San Diego (11/9) . . . Registered first win as an NFL starter, going 15-22 for 162 yards and a touchdown along with a career-high 11 carries for 48 yards, at Oakland (11/30) . . . Connected on 20 of 41 passes for a career-high 320 yards with two touchdowns and three interceptions vs. Miami (12/21), including a 75-yard reception to Jamaal Charles . . . Also had six rushes for a career-high 57 yards and one touchdown.

2007 - Played in one contest as a rookie . . . Served as the Chiefs' third quarterback in 11 games . . . Made NFL debut by going 2-6 for 41 yards and an interception vs. San Diego (12/2), in place of the injured Damon Huard . . . Suffered left knee injury during practice on December 5 . . . Was placed on injured reserve the next day.

COLLEGE

Was a four-year letterman at Coastal Carolina (2003-06) . . . Appeared in 41 games and was the first-ever quarterback in the history of the school, which formed a football program in 2002 and didn't begin play until 2003 . . . Completed 486 of 879 passes for 6,598 yards with 53 touchdowns and 25 interceptions during collegiate career . . . Also rushed for 1,626 yards on 346 carries with 13 touchdowns . . . Led the Chanticleers program to a 30-8 record as a starter . . . Was named as Big South Conference Player of the Year as a senior in 2006 . . . Completed 217 of 339 passes for 3,296 yards and 29 touchdowns . . . Also rushed for 656 yards with five scores . . . Majored in sports management.

PERSONAL

Attended Fairfield Central High School in Winnsboro, S.C. . . . Was an All-South Carolina selection as running back his senior year . . . Younger brother of Chris who played guard at South Carolina and Louisville . . . Shopped with a children in need from local schools as part of the Kids and Fins Publix Shopping Spree . . . Took part in the inaugural Miami Dolphins Touchdown For Life Blood Drive . . . Participated in the Miami Dolphins Foundation's golf and fishing tournaments as well as Kids Fishing Clinic . . . Walked in the Lauren's Kids Foundation Walk to bring awareness to juvenile sexual abuse . . . Served food to individuals in need at the Cooperative Feeding Program . . . Born April 14, 1984.

TYLER THIGPEN'S NFL REGULAR SEASON PASSING STATISTICS

YEAR	TEAM	GP	GS	ATT.	CMP.	PCT.	YDS		TD	INT.	LG	SK	YDS	
							YDS	ATT.					LST	RATE
2007	Kansas City	1	0	6	2	33.3	41	6.8	0	1	22	1	9	18.8
2008	Kansas City	14	11	420	230	54.8	2608	6.2	18	12	75	26	162	76.0
2009	Kansas City	1	0	0	0	-	0	-	0	0	-	0	0	-
	Miami	1	0	8	4	50.0	83	10.4	1	2	34t	0	0	87.0
NFL TOTALS		17	11	434	236	54.4	2732	6.3	19	15	75	27	171	73.8

Career Regular Season Record As A Starter: 1-10 in 2008

TYLER THIGPEN'S NFL REGULAR SEASON RUSHING STATISTICS

YEAR	TEAM	NO.	YDS.	AVG.	LG	TD
2007	Kansas City	0	0	0.0	0	0
2008	Kansas City	62	386	6.2	32	3
2009	Kansas City	1	2	2.0	2	0
	Miami	1	1	1.0	1	0
NFL TOTALS		64	389	6.1	32	3

ADDITIONAL STATS

Receiving: 1 for 37 yards, 1 TD in 2008

SINGLE-GAME HIGHS

Pass Attempts:	41 at San Diego, 11/9/08 41 vs. Miami, 12/21/08 38 vs. New Orleans, 11/16/08
Pass Completions:	27 at San Diego, 11/9/08 25 at N.Y. Jets, 10/26/08 20 vs. Miami, 12/21/08
Yards Passing:	320 vs. Miami, 12/21/08 280 at N.Y. Jets, 10/26/08 266 at San Diego, 11/9/08
TD Passes:	3 at San Diego, 11/9/08 3 vs. Buffalo, 11/23/08
Long Passes:	75 vs. Miami, 12/21/08 56 vs. Tampa Bay, 11/2/08
Completion Percentage:	69.4 at N.Y. Jets, 10/26/08 (25 of 36) 68.2 at Oakland, 11/30/08 (15 of 22) 67.9 vs. San Diego, 12/14/08 (19 of 28)
Passer Rating:	110.9 at N.Y. Jets, 10/26/08 108.4 at San Diego, 11/9/08 89.4 vs. Tampa Bay, 11/2/08
Rush Attempts:	11 at Oakland, 11/30/08 10 vs. San Diego, 12/14/08
Rushing Yards:	57 vs. Miami, 12/21/08 48 at Oakland, 11/30/08
Long Run:	32 vs. New Orleans, 11/16/08 27 vs. Miami, 12/21/08
Rushing TDs:	1 Three times (last: vs. Miami, 12/21/08)

2007 GAME-BY-GAME STATISTICS (Kansas City)

DATE	OPPONENT	P/S	PASSING							RUSHING				W/L	SCORE	
			ATT	CMP	YDS	PCT	TD	INT	LG	TKLD	ATT	YDS	LG			TD
9/3	at Green Bay														W	20-16
9/9	at Houston														L	3-20
9/16	at Chicago														L	10-20
9/23	MINNESOTA														W	13-10
9/30	at San Diego														W	30-16
10/7	JACKSONVILLE														L	7-17
10/14	CINCINNATI														W	27-20
10/21	at Oakland														L	20-27
11/4	GREEN BAY														L	22-33
11/11	DENVER														L	11-27
11/18	at Indianapolis														L	10-13
11/25	OAKLAND														L	17-20
12/2	SAN DIEGO	P	6	2	41	33.3	0	1	22	1/9	0	0	0	0	L	10-24
12/9	KANSAS CITY														L	7-41
12/16	TENNESSEE														L	17-26
12/23	at Detroit														L	20-25
12/30	at New York Jets														L	10-13
2007 TOTALS			1-0	6	2	41	33.3	0	1	22	1/9	0	0	0	0	0-1

2008 GAME-BY-GAME STATISTICS (Kansas City)

DATE	OPPONENT	P/S	PASSING							RUSHING				W/L	SCORE		
			ATT	CMP	YDS	PCT	TD	INT	LG	TKLD	ATT	YDS	LG			TD	
9/7	at New England														L	10-17	
9/14	OAKLAND	S	33	14	151	42.4	1	1	30	3/29		1	6	6	0	L	8-23
9/21	at Atlanta	S	36	14	128	38.9	1	3	15	2/11		1	18	18	0	L	14-38
9/28	DENVER														W	33-19	
10/5	at Carolina	P	10	5	37	50.0	0	0	20	1/15		4	16	6	0	L	0-34
10/19	TENNESSEE	P	11	5	76	45.5	0	0	27	1/6		3	21	14t	1	L	10-34


2008 GAME-BY-GAME STATISTICS (Kansas City)

DATE	OPPONENT	P/S	PASSING								RUSHING				W/L	SCORE
			ATT	CMP	YDS	PCT	TD	INT	LG	TKLD	ATT	YDS	LG	TD		
10/26	at New York Jets	S	36	25	280	69.4	2	0	36	4/30	4	20	10	0	L	24-28
11/2	TAMPA BAY	S	25	14	164	56.0	1	0	56	1/0	6	22	13	0	L	27-30
11/9	at San Diego	S	41	27	266	65.9	3	0	34	1/3	2	26	22	0	L	19-20
11/16	NEW ORLEANS	S	38	19	235	50.0	2	1	42	4/29	3	5	32	0	L	20-30
11/23	BUFFALO	S	21	17	240	54.8	3	2	45	3/13	3	29	12	0	L	31-54
11/30	at Oakland	S	22	15	162	68.2	0	1	23	1/6	11	48	25	0	W	20-13
12/7	at Denver	S	32	17	187	53.1	1	0	34	1/10	6	34	12	0	L	17-24
12/14	SAN DIEGO	S	28	19	171	67.9	1	1	21	0/0	10	40	12	1	L	21-22
12/21	MIAMI	S	41	20	320	48.8	2	3	75	3/8	6	57	27	1	L	31-38
12/28	at Cincinnati	S	36	19	191	52.8	1	0	32	1/2	2	4	4	0	L	6-16
2008 TOTALS		14-11	420	230	2608	54.8	18	12	75	26/162	62	386	32	3	1-13	

2009 GAME-BY-GAME STATISTICS (Kansas City/Miami)

DATE	OPPONENT	P/S	PASSING								RUSHING				W/L	SCORE
			ATT	CMP	YDS	PCT	TD	INT	LG	TKLD	ATT	YDS	LG	TD		
9/13*	at Baltimore	P	0	0	0	0.0	0	0	0	0/0	1	2	2	0	L	24-38
9/21*	OAKLAND		DID NOT PLAY												W	13-10
9/27*	at Philadelphia		DID NOT PLAY												L	14-34
10/4	BUFFALO		DID NOT PLAY												W	38-10
10/12	NEW YORK JETS		DID NOT PLAY												W	31-27
10/25	NEW ORLEANS		DID NOT PLAY												L	34-46
11/1	at New York Jets		DID NOT PLAY												W	30-25
11/8	at New England		DID NOT PLAY												L	17-27
11/15	TAMPA BAY		DID NOT PLAY												W	25-23
11/19	at Carolina		DID NOT PLAY												W	24-17
11/29	at Buffalo		DID NOT PLAY												L	14-31
12/6	NEW ENGLAND		DID NOT PLAY												W	22-21
12/13	at Jacksonville		DID NOT PLAY												W	14-10
12/20	at Tennessee		DID NOT PLAY												L	24-27
12/27	HOUSTON		DID NOT PLAY												L	20-27
1/3	PITTSBURGH	P	8	4	83	50.0	1	2	0	0/0	1	1	1	0	L	24-30
2009 TOTALS		1-0	8	4	83	50.0	1	2	0	0/0	2	3	2	0	0-0	

* - with Kansas City





DONALD THOMAS

GUARD

66

HEIGHT: 6-4
WEIGHT: 310
BORN: 9/25/85
COLLEGE: Connecticut '08
ACQUIRED: D6b, 2008
NFL: Third Season
DOLPHINS: Third Season

FINS FACT

At 6-4, 310 pounds, one would think it was a no-brainer that Donald would harbor dreams of being a professional football player growing up. The answer would surprisingly be no. Donald did not play football in high school, instead playing basketball and baseball. A college teammate suggested that Donald join the football team after playing pick-up basketball games with him at Connecticut. Donald walked on the football team and excelled so much that he heard his name called by the Dolphins on draft day.

PRO CAREER

CAREER TRANSACTIONS: Was Miami's second sixth-round draft choice (195th overall) in 2008.

2009 - Played in all 16 games with 12 starts at right guard . . . Opened season at right guard at Atlanta (9/13) . . . It was his first regular season game action since Sept. 7, 2008 . . . Was part of offensive line that did not allow a sack for two straight games (Games 9-10) for the first time since Games 8-9 of the 2005 season . . . Anchored line that led way for 239 rushing yards vs. Indianapolis (9/21) . . . Helped the Dolphins rush for 250 yards vs. Buffalo (10/4), the most rushing yards by Miami since Dec. 1, 2002 when they rushed for 270 yards at Buffalo.

2008 - Started season opener against N.Y. Jets (9/7) at right guard before leaving game with a left mid-foot injury . . . Was placed on injured reserve on September 9 . . . Underwent surgery on September 11 to address injury . . . When he started along with fellow rookie offensive lineman Jake Long in that Jets game, it marked the first time two rookies started along the offensive line in the same game since Dec. 24, 1995 at St. Louis when rookies Billy Milner and Andrew Greene opened at right tackle and guard, respectively . . . It also was the first time two rookie offensive linemen started the season opener since Sept. 9, 1990 at New England when rookies Richmond Webb started at left tackle and Keith Sims started at left guard . . . Thomas started all four preseason games at right guard.

COLLEGE

Was a four-year letterman at Connecticut (2003, 2005-07) . . . Started 13 games at right guard as a senior in 2007 . . . Named as a first-team All-Big East Conference selection . . . Finished with 77 knockdowns, including eight touchdown-resulting blocks . . . Played in 10 games with two starts as a junior in 2006 . . . Began the season playing on special teams and at tight end before move to offensive guard . . . Started the team's final two games at left guard . . . Played in 11 games as a sophomore in 2005, seeing action mostly as a wedge-buster on special teams . . . Redshirted in 2004 as he adjusted to the offense . . . Joined the team as a walk-on, playing defensive tackle and end for the scout team in 2003 . . . Earned degree in political science.

PERSONAL

Attended Hill Regional Career Magnet High School in New Haven, Conn., where he did not play football . . . Earned a total of eight varsity letters, including four as a center in basketball and four more as a pitcher and first baseman in baseball . . . Member of the National Honor Society . . . Lists "The Jamie Foxx Show" as favorite television show . . . Favorite sports team is the New York Yankees . . . Enjoys listening to music and traveling in free time . . . Participated in the Miami Dolphins Foundation's Fishing Tournament and Kids Fishing Clinic . . . Took part in the team's Thanksgiving meal and holiday toy giveaway, the Kids and Fins Publix Shopping Spree and the Make-A-Wish Sports Banquet . . . Delivered furniture to a family selected by Miami-Dade schools in Homestead and the Community Partnership for the Homeless as part of the team's Rooms To Go program . . . Cut ribbon and spoke to kids at NFL YET Center at Gwen Cherry Park in Miami . . . Read to kids at Lee County, Fla., library . . . Provided tents, helped collect donations and joined families in Little Haiti to speak with their families back in Haiti . . . Took part in a Heart Gallery event for foster children . . . Full name is Donald Grant Thomas, born September 25, 1985 in New Haven, Conn.

DONALD THOMAS' NFL REGULAR SEASON STATISTICS


GAMES/STARTS: 2008: 1/1, 2009: 16/12 **NFL TOTALS: 17/13**

DONALD THOMAS' NFL PLAYOFF STATISTICS

GAMES/STARTS: 2008: INJURED RESERVE

TWO DOLPHINS NAMED PRO BOWL MVP

Two Dolphins have been named Most Valuable Player in the Pro Bowl. The first to do it was kicker Garo Yepremian, who accomplished the feat in the 1974 game, when he kicked five field goals, including a 42-yarder with 21 seconds remaining, lifting the AFC to a 15-13 victory over the NFC. Almost 30 years later, running back Ricky Williams duplicated the achievement, when he rushed for 56 yards and two touchdowns, and forced a fumble on special teams, en route to the AFC's 45-20 triumph in the 2003 contest, following the 2002 season.



PATRICK TURNER

WIDE RECEIVER

84

HEIGHT: 6-5
WEIGHT: 220
BORN: 5/19/87
COLLEGE: Southern California '09
ACQUIRED: D3, 2009
NFL: Second Season
DOLPHINS: Second Season



FINS FACT

At 6-5, Patrick Turner is the tallest drafted wide receiver in Miami Dolphins history. The USC product also became the first Trojan wide receiver to be drafted by the Dolphins in team history. Additionally, as the 87th overall choice in the 2009 draft, Turner was the highest draft pick from USC by Miami since 1982, when the Dolphins selected guard Roy Foster with the 24th overall pick.

PRO CAREER

CAREER TRANSACTIONS: Was a third-round draft choice (87th overall) of the Dolphins in 2009.

2009 - Played in a reserve role in two games . . . Was inactive for 14 contests . . . Made NFL debut in a reserve role vs. Tampa Bay (11/15).

COLLEGE


Four-year letterman and two-year starter at Southern California (2005-08) . . . Finished collegiate career with 138 receptions for 1,752 yards (12.7 avg.) with 17 touchdowns . . . Started all 13 games as a senior in 2008 . . . Recorded 49 receptions for 741 yards (15.1 avg.) with ten touchdowns . . . Caught a pair of touchdown passes among his three catches for 46 yards at Washington State . . . Posted six catches for 100 yards and two touchdowns against Washington . . . Started ten of the 11 games in which he played as a junior in 2007 . . . Recorded 48 receptions for 569 yards (11.9 avg.) with three touchdowns . . . Also had a tackle and a forced fumble . . . Named as an honorable mention All-Pac-10 selection . . . Registered season-high nine receptions for 83 yards against Stanford . . . Posted season-high 107 receiving yards with a touchdown on seven catches against Oregon . . . Played in 13 games with two starts as a sophomore in 2006 . . . Recorded 29 receptions for 272 yards (9.4 avg.) with two touchdowns . . . Also made two tackles and threw an incomplete pass (off a reverse against Nebraska) . . . Had career highs of 12 receptions and 116 yards while also catching a touchdown against Washington . . . Played in 12 games as a freshman in 2005 . . . Recorded 12 receptions for 170 yards (14.2 avg.) with two touchdowns . . . Had two catches for 25 yards, including a 21-yard touchdown against Arkansas and a 31-yard touchdown at Washington . . . Majored in sociology.

PERSONAL

Attended Goodpasture Christian High School in Madison, Tenn . . . Earned numerous All-American honors as a senior by registering 48 receptions for 800-plus yards and 11 touchdowns in 2004 . . . As a junior, he caught 56 passes for 955 yards (17.1 avg.) with 12 TDs . . . Was a Student Sports Sophomore All-American in 2002 when he had 56 catches for 1,033 yards with 14 TDs . . . Also lettered in basketball and track . . . Was a high school teammate of Bills LB Marcus Buggs . . . Growing up, the Chicago Bulls were his favorite sports teams and Micheal Jordan and Michael Irvin were his favorite athletes . . . Lists "Fresh Prince" as favorite television show, The Bible as favorite book and Jay Z as favorite recording artist . . . Enjoys hunting and fishing, playing cards and basketball in spare time . . . Served food to individuals in need at the Cooperative Feeding Program . . . Visited Haitian Relief Center in Little Haiti . . . Purchased and distributed Thanksgiving meals and holiday toys . . . Took part in the inaugural Miami Dolphins Touchdown For Life Blood Drive . . . Participated in the Miami Dolphins Foundation Fishing Tournament . . . Full name is Patrick Turner, born on May 19, 1987 in Nashville, Tenn.

PATRICK TURNER'S NFL REGULAR SEASON STATISTICS

YEAR	TEAM	RECEIVING					RUSHING						
		GP	GS	NO.	YDS.	AVG.	LG	TD	ATT.	YDS.	AVG.	LG	TD
2009	Miami	2	0	0	0	-	-	0	0	0	-	-	0



CAMERON WAKE LINEBACKER

91

HEIGHT: 6-3
WEIGHT: 260
BORN: 1/30/82
COLLEGE: Penn State '05
ACQUIRED: FA, 2009
NFL: Second Season
DOLPHINS: Second Season



FINS FACT

Cameron took an unusual route to the NFL. Following his career at Penn State, he signed with the New York Giants as an undrafted free agent. Released by the Giants on June 22, 2005, Cameron entered the corporate world and spent 2006 as a mortgage broker. He resumed his professional football career in Canada with the B.C. Lions. "Everybody has their past," Cameron said. "I guess mine was a little more unorthodox than most."

PRO CAREER

CAREER TRANSACTIONS: Signed as a free agent with the Dolphins on January 19, 2009 . . . Signed as a free agent with the BC Lions of the Canadian Football League in May, 2007 . . . Waived by the New York Giants on June 22, 2005 . . . Signed with the Giants as an undrafted rookie free agent on May 6, 2005.

2009 - Played in 14 games with one start . . . Was inactive for two games . . . Finished with 11 tackles (ten solo), 5.5 sacks for a total of 28.5 yards in losses, a forced fumble and a pass defended . . . Added 11 special teams tackles . . . Was inactive first two games of the season . . . Made NFL debut in reserve role at San Diego (9/27) and made a tackle on his very first career play on the game's opening kickoff . . . Recorded six stops, including 2.5 sacks, vs. Buffalo (10/4) . . . They were the first sacks of his NFL career . . . Wake's 2.5 sacks are the third-highest single-game total by a rookie or first year player in Dolphins history, behind only linebacker A.J. Duhe (Nov. 6, 1977 at N.Y. Jets) and defensive end Marco Coleman (Oct. 25, 1992 vs. Indianapolis), who each recorded three sacks in a game . . . Had one tackle, a four-yard sack of quarterback Tom Brady, at New England (11/8) . . . Registered two tackles including one sack, tackling quarterback Josh Freeman for a nine-yard loss, vs. Tampa Bay (11/15) . . . Made one tackle, a three-yard sack of quarterback David Garrard, at Jacksonville (12/13) . . . Started the season finale vs. Pittsburgh (1/3/10).

2007-08 - Recorded 39 sacks in two seasons as a member of the Canadian Football League's B.C. Lions . . . Named CFL Defensive Player of the Year in both 2007 and 2008 . . . Recorded 65 tackles and league-high 23 sacks while recovering three fumbles in 2008 . . . Captured second consecutive Norm Fieldgate Trophy, awarded to the outstanding defensive player in the West Division . . . Named 2008 TSN's Friday Night Gladiator of the Year for his effort, toughness and sacrifice on the weekly CFL national broadcast, becoming the first defensive player to win the award . . . Selected as an All-Western Division performer . . . Totaled 72 tackles along with a league leading 16 sacks and a blocked field goal during rookie campaign in 2007 . . . Became the first player in CFL history to be named Rookie of the Year and Defensive Player of the Year in the same season . . . Also named an All-Western Division selection.

2005 - Signed with the New York Giants as an undrafted rookie free agent on May 6, 2005, but was waived on June 22.

COLLEGE

Four-year letterwinner at Penn State . . . Played mainly as a linebacker for the Nittany Lions, but also played the defensive end position . . . Finished his collegiate career with 191 total tackles, two forced fumbles, 8.5 sacks and 24 tackles for losses as well as seven blocked kicks . . . Majored in sociology.

PERSONAL

Attended DeMatha High School in Hyattsville, Md . . . Named the Washington Post's Defensive Player of the Year as a senior in 1999 . . . Full name is Derek Cameron Wake, born January 30, 1982 in Beltsville, Md.

CAMERON WAKE'S NFL REGULAR SEASON STATISTICS

YEAR	TEAM	GP	GS	TACKLES					INTERCEPTIONS					FUMBLES		
				TOT	SOLO	ASST	SK	YDS	NO	YDS	LG	TD	PD	FF	FR	YDS
2009	Miami	14	1	11	10	1	5.5	28.5	0	0	-	0	1	1	0	0


ADDITIONAL STATS

Special Teams Tackles: 11 in 2009

SINGLE-GAME HIGHS

Tackles: 6 vs. Buffalo, 10/4/09

Sacks: 2.5 vs. Buffalo, 10/4/09





ERIK WALDEN

LINEBACKER

50

HEIGHT: 6-2
WEIGHT: 242
BORN: 8/21/85
COLLEGE: Middle Tennessee State '08
ACQUIRED: W, 2008 (K.C.)
NFL: Third Season
DOLPHINS: Third Season

FINS FACT

Erik took an interesting route to the Dolphins. He was drafted by the Cowboys in the sixth round (167th overall) of the 2008 Draft. The pick Dallas used to select Erik was originally acquired from Miami in a swap of sixth-round draft picks which also brought starting nose tackle Jason Ferguson to the Dolphins. Released by the Cowboys and signed by the Chiefs, Walden was eventually released by Kansas City and signed by the Dolphins. The other sixth-round pick which Dallas sent to Miami involved in the trade was used to take guard Donald Thomas.

PRO CAREER

CAREER TRANSACTIONS: Acquired by Miami off waivers from Kansas City on November 20, 2008 . . . Was claimed on waivers by Kansas City from Dallas on August 31, 2008 . . . Originally entered the NFL a sixth-round draft pick (167th overall) of the Cowboys in 2008.

2009 - Saw action in 11 game . . . Was inactive for five contests . . . Finished with eight special team tackles . . . Had three special teams tackles vs. Buffalo (10/4).

2008 - Appeared in nine games with Kansas City and six games with Miami, all in a reserve role . . . Registered 10 special teams tackles with Kansas City, a figure that tied for second on the squad, and five special teams stops with Miami . . . Made his Dolphins debut in a reserve role vs. New England (11/23) . . . Made his playoff debut in a reserve role in AFC Wild Card playoff game vs. Baltimore (1/4/09).

COLLEGE

A four-year letterman at Middle Tennessee State (2004-07) . . . Started 21 contests in his career with the Blue Raiders and set the school's all-time record with 22.5 sacks . . . Was a first-team All-Sun Belt Conference selection as a junior in 2006 when he notched a school single-season record 11.5 sacks . . . Graduated with a degree in physical education.

PERSONAL

Has a son, Erik, Jr . . . Attended Dublin High School in Dublin, Ga . . . Was an all-state selection as a senior . . . Notched 97 tackles and a school single-season record 19.0 sacks his senior campaign . . . Averaged 6.6-yards per carry and scored eight touchdowns as a running back . . . Also lettered in basketball and track . . . Was a three-time all-state basketball selection . . . Took part in the inaugural Miami Dolphins Touchdown For Life Blood Drive . . . Purchased and distributed Thanksgiving meals and Holiday toys . . . Full name is Erik Walden, born August 21, 1985 in Dublin, Ga.

ERIK WALDEN'S NFL REGULAR SEASON STATISTICS

YEAR	TEAM	GP	GS	TACKLES					INTERCEPTIONS					FUMBLES			
				TOT	SOLO	ASST	SK	YDS	NO	YDS	LG	TD	PD	FF	FR	YDS	
2008	Kansas City	9	0	0	0	0	0.0	0.0	0	0	-	0	0	0	0	0	0
	Miami	6	0	0	0	0	0.0	0.0	0	0	-	0	0	0	0	0	0
2009	Miami	11	0	0	0	0	0.0	0.0	0	0	-	0	0	0	0	0	0
NFL TOTALS		26	0	0	0	0	0.0	0.0	0	0	-	0	0	0	0	0	0

ERIK WALDEN'S NFL PLAYOFF STATISTICS

YEAR	TEAM	GP	GS	TACKLES					INTERCEPTIONS					FUMBLES			
				TOT	SOLO	ASST	SK	YDS	NO	YDS	LG	TD	PD	FF	FR	YDS	
2008	Miami	1	0	0	0	0	0.0	0.0	0	0	-	0	0	0	0	0	0

ADDITIONAL STATS

Special Teams Tackles: 15 (10 with Kansas City and 5 with Miami) in 2008, 8 in 2009 for total of 23



PAT WHITE
QUARTERBACK

6

HEIGHT: 6-0
WEIGHT: 190
BORN: 2/25/86
COLLEGE: West Virginia '09
ACQUIRED: D2a, 2009
NFL: Second Season
DOLPHINS: Second Season



FINS FACT

Pat was a multi-talented athlete coming out of Daphne High School. He was originally a fourth-round selection of the Anaheim Angels in the 2004 MLB Draft and turned down a baseball career to attend West Virginia University. Since his selection in 2004, he has been chosen three more times in the MLB Draft. Pat was drafted by the Angels, again, in 2007, the Cincinnati Reds in 2008 and the New York Yankees in 2009.

PRO CAREER

CAREER TRANSACTIONS: Was the first of two second-round draft choices (44th overall) of the Dolphins in 2009 with a choice obtained from Washington in the Jason Taylor trade from 2008.

2009 - Saw action in 13 games . . . Finished 0-5 passing and added 21 rushes for 81 yards . . . Made NFL debut playing quarterback in a reserve role in season opener at Atlanta (9/13), going 0-1 passing along with one rush for no yardage . . . Had one rush for six yards vs. N.Y. Jets (10/12), picking up a first down in the Dolphins' final series of the game to rally from a 27-24 deficit to a 31-27 win . . . Was 0-1 passing and added six carries for 45 yards, including a season-long 33-yard run, at New England (11/8) . . . It was the second-longest run by a Dolphins quarterback in team history, surpassed only by Bob Griese's 35-yard run on Nov. 3, 1968 at San Diego . . . Entered the game vs. Pittsburgh (1/3/10) at the start of the second half following an injury to Chad Henne and was 0-2 passing along with five carries for 27 yards . . . In the last of those carries he was knocked out the game permanently with a head injury.

COLLEGE

Four-year letterman and three-year starter at West Virginia . . . At graduation, his starting record of 34-8 ranked sixth in NCAA history for most career victories as a starting quarterback . . . Completed 507 of 783 pass attempts (64.8 pct.) with 56 touchdowns and 23 interceptions . . . Ended collegiate career with NCAA record for rushing yardage by a quarterback with 4,480 yards . . . Became the seventh player in NCAA history to rush and pass for more than 3,000 yards during a career . . . Totaled school and conference record 103 touchdowns during career . . . Established 19 school, Big East Conference and major college records . . . Was the first starting quarterback in NCAA history to win four bowl games . . . Started all 12 games in which he played as a senior in 2008 . . . Completed 180 of 274 pass attempts (65.7 pct.) for 1,842 yards with a career-high 21 touchdowns and just seven interceptions . . . Finished second on the team with 974 rushing yards and eight touchdowns on 191 carries (5.1 avg.) . . . Named as an All-Big East Conference first-team selection for the third consecutive season . . . Closed collegiate career by being named MVP of the Senior Bowl after guiding the South to a 35-18 victory . . . Started 13 games as a junior in 2007 . . . Completed 144 of 216 pass attempts (66.7 pct.) for 1,724 yards with 14 touchdowns and only four interceptions . . . Ranked ninth in the nation with a passer rating of 151.4 . . . Was second among the nation's quarterbacks in rushing, gaining a career-high 1,335 yards with 14 touchdowns on 197 carries (6.8 avg.) . . . Finished sixth in the Heisman Trophy balloting . . . Earned team MVP honors for the second straight year . . . Named as an All-Big East Conference first-team selection and the league's Offensive Player of the Year . . . Was a semifinalist for the Davey O'Brien Award and the Walter Camp Player of the Year Award . . . Joined tailback Steve Slaton (1,015 yards) as just the second tandem in NCAA history to rush for more than 1,000 yards each in the same season twice in a career . . . Ran for more than 100 yards six times for the season, including a string of four consecutive contests . . . Threw for 176 yards and two scores and added 150 rushing yards against Oklahoma and was named the Fiesta Bowl Offensive MVP and chosen for ESPN.com's All-Bowl team . . . Started all 12 games in which he played as a sophomore in 2006 . . . Completed 118 of 179 pass attempts (65.9 pct.) for 1,655 yards with 13 touchdowns and seven interceptions . . . Ranked second on the team with 1,219 rushing yards on 165 carries (7.4 avg.) . . . His 18 rushing touchdowns ranked second on the school's single-season record list . . . Named as an All-Big East Conference first-team pick, the league's Offensive Player of the Year and team MVP in his first full season as a starter . . . Was a semifinalist for the O'Brien Award . . . Voted Alabama and West Virginia state Athlete of the Year . . . Ran for more than 100 yards four times, setting the conference's quarterback record with 247 yards against Syracuse . . . Became the ninth player in NCAA history to rush (220 yards) and pass (204 yards) for more than 200 yards each in the same game at Pittsburgh . . . Threw for two touchdowns, added 145 rushing yards and a score and was chosen the Gator Bowl MVP against Georgia Tech . . . Appeared in 12 games with five starts as a redshirt freshman in 2005 . . . Completed 65 of 114 pass attempts (57.0 pct.) with eight touchdowns and five interceptions . . . Ranked second on the team in rushing, gaining 952 yards with seven scores on 131 carries (7.3 avg.) . . . Was a consensus Freshman All-American and Freshman All-Big East Conference first-team choice . . . Led school to Sugar Bowl win over Georgia . . . Redshirted as a freshman in 2004, but traveled with the team relaying signals to the offense . . . Graduated in December, 2008 with degree in liberal arts.

PERSONAL

Attended Daphne (Ala.) High School . . . Finished third in the "Mr. Football" voting by the Alabama Sports Writers Association as a senior . . . Named as first-team All-State Class 6-A quarterback, rushing for 1,905 yards and 31 touchdowns, as he also passed for 1,488 yards (59-118) and 15 scores . . . Also pitched and played in the outfield for three seasons, leading the baseball team to a pair of state championships . . . Was the first three-time winner of the West Virginia Amateur Athlete of the Year Award (2006-08) and also similarly honored in 2006-07 in his native Alabama . . . Was selected four times in the MLB Draft: Anaheim Angels in the fourth-round as an outfielder in


2004; Angels, again, in 2007; Cincinnati Reds in 2008; and the New York Yankees in the 48th round in 2009 . . . Younger brother, Coley, is a sophomore at West Virginia . . . Growing up, his favorite sports team was the Pittsburgh Steelers and his favorite athlete was Rod Woodson . . . Lists "Animal Planet" as favorite television show, "Like Trees, Walking" as favorite book and Jay-Z as favorite recording artist . . . Took part in the inaugural Miami Dolphins Touchdown For Life Blood Drive . . . Participated in the Miami Dolphins Foundation Fishing Tournament . . . Signed autographs to support the Broward Sheriff Office's fundraiser for burn victim Mike Brewer . . . Full name is Patrick Christian White, born on February 25, 1986 in Mobile, Ala.

PAT WHITE'S NFL REGULAR SEASON PASSING STATISTICS

YEAR	TEAM	GP	GS	ATT.	CMP.	PCT.	YDS			YDS				
							YDS	ATT.	TD	INT.	LG	SK	LST	RATE
2009	Miami	13	0	5	0	0.0	0	0.0	0	0.0	0	1	9	39.6

PAT WHITE'S NFL REGULAR SEASON RUSHING STATISTICS

YEAR	TEAM	NO.	YDS.	AVG.	LG	TD
2009	Miami	21	81	3.9	33	0



RICKY WILLIAMS

RUNNING BACK

34

HEIGHT: 5-10
WEIGHT: 230
BORN: 5/21/77
COLLEGE: Texas '99
ACQUIRED: T, 2000 (N.O.)
NFL: Tenth Season
DOLPHINS: Seventh Season



FINS FACT

Ricky enjoys yoga, meditation, and pranic healing. He is a certified yoga instructor as well as a certified massage therapist and is also working towards completing his undergraduate degree in pre-med. The running back has said he plans to attend medical school when his playing career is over. During this time, Ricky has also been involved in the community through the Ricky Williams Foundation. The mission of the foundation is to empower others to give of themselves and realize the value of generosity. He has hosted several events, including an Easter Day meal distribution in conjunction with Feeding South Florida, Publix and the Dolphins at Sun Life Stadium. At this event, more than 300 Easter dinners were given to needy South Florida families.

PRO CAREER

CAREER PRO BOWL SELECTIONS: 1 (2002)

CAREER TRANSACTIONS: Was traded by New Orleans to Miami on March 8, 2002 in exchange for a first-round draft choice in 2002 (25th overall) and a conditional third-round pick in 2003 . . . That pick became a first-round selection (18th overall) when he reached the 1,500-yard rushing mark in 2002 . . . In the trade, the teams also swapped positions in the fourth-round of the 2002 Draft . . . Originally was a first-round draft choice (5th overall, 2nd running back) by New Orleans in 1999, with a choice obtained from Washington in a draft-day trade-up, in which the Saints surrendered their six remaining picks in the '99 draft, and first- and third-round draft choices in 2000.

2009 - Played in all 16 games with seven starts . . . Was named as the team's 2009 Dan Marino Most Valuable Player award winner for the second time in the Dolphins career (was co-winner with DE Jason Taylor in 2002) . . . Led the Dolphins in rushing with 241 carries for 1,121 yards and 11 touchdowns . . . Added 35 receptions for 264 yards and two touchdowns . . . Ranked sixth in the AFC and tenth in the NFL in rushing and tied for fifth in the AFC and tied for sixth in the NFL in scoring

among non-kickers . . . Led the team in rushing ten times and in reception yardage twice . . .

CAREER RUSHING: In six seasons with the Dolphins, Williams ranks second in club history in rushing attempts, rushing yards and rushing touchdowns . . . He passed Jim Kiick to move into second place on the team's all-time list of rushing attempts on Oct. 5, 2008 vs. San Diego . . . Williams moved past Mercury Morris (3,877) into sole possession of second place on the Dolphins' all-time rushing list, behind only Larry Csonka (6,737) on Jan. 1, 2006 at New England . . . He recorded his 34th rushing touchdown as a Dolphin to pass Karim Abdul-Jabbar (33) and move into second place on the Dolphins' all-time rushing touchdown list on Nov. 9, 2008 vs. Seattle:

MIAMI DOLPHINS CAREER RUSHING LEADERS

RUSHING YARDS			RUSHING ATTEMPTS			RUSHING TOUCHDOWNS		
PLAYER	YEARS	YDS.	PLAYER	YEARS	ATT.	PLAYER	YEARS	TDs
L. Csonka	1968-74, 1979	6737	L. Csonka	1968-74, 1979	1506	L. Csonka	1968-74, 1979	53
R. WILLIAMS	2002-03, '05, '07-09	5763	R. WILLIAMS	2002-03, '05, '07-09	1350	R. WILLIAMS	2002-03, '05, '07-09	46
R. Brown	2005-09	4081	J. Kiick	1968-74	997	K. Abdul-Jabbar	1996-99	33
M. Morris	1969-75	3877	R. Brown	2005-09	928	R. Brown	2005-09	31
J. Kiick	1968-74	3644	K. Abdul-Jabbar	1996-99	888	M. Morris	1969-75	29

SINGLE-SEASON RUSHING YARDS, ATTEMPTS & TOUCHDOWNS: In 2009, Williams rushed for 1,121 yards, the fifth-highest single-season rushing total in team history . . . Williams also owns the single-season Dolphins records for rushing yards, rushing attempts and rushing touchdowns:

MIAMI DOLPHINS SINGLE-SEASON RUSHING LEADERS

RUSHING YARDS			RUSHING ATTEMPTS			RUSHING TOUCHDOWNS		
PLAYER	YEAR	YDS.	PLAYER	YEAR	ATT.	PLAYER	YEAR	TDs
R. WILLIAMS	2002	1853	R. WILLIAMS	2003	392	R. WILLIAMS	2002	16
R. WILLIAMS	2003	1372	R. WILLIAMS	2002	383	K. Abdul-Jabbar	1997	15
D. Williams	1978	1258	L. Smith	2001	313	L. Smith	2000	14
L. Smith	2000	1139	L. Smith	2000	309	M. Morris	1972	12
R. WILLIAMS	2009	1211	K. Abdul-Jabbar	1996	307	D. Nottingham	1975	12
L. Csonka	1972	1117	K. Abdul-Jabbar	1997	283	L. Csonka	1979	12

100-YARD RUSHING GAMES: Overall in his career Williams has 36 100-yard rushing games (including four in 2009) and his teams are 27-9 in those 36 games . . . Has 24 100-yard rushing games as a member of the Dolphins and the team is 20-4 in those games . . . His 24 career 100-yard rushing games is a Dolphins record for most career 100-yard rushing games . . . On Dec. 15, 2003 vs. Philadelphia, Williams rushed for 107 yards on 18 carries, his 16th career 100-yard game, breaking Larry Csonka's Dolphins record of 15 career 100-yard rushing games . . . On Nov. 27, 2003 at Dallas, Williams rushed for 104 yards, his 15th career 100-yard rushing game, to tie Csonka's record for most 100-yard rushing games in Dolphins history:

MOST 100-YARD RUSHING GAMES BY A DOLPHIN

SEASON				CAREER				
PLAYER	YEAR	NO.	PLAYER	YEARS	NO.	PLAYER	YEARS	NO.
1. RICKY WILLIAMS	2002	10	1. RICKY WILLIAMS	2002-03,05,07-08	24	2. Larry Csonka	1968-74, 79	15
2. RICKY WILLIAMS	2003	7	Ronnie Brown	2005-08	15	4. Mercury Morris	1969-75	10
3. Delvin Williams	1978	5	5. Karim Abdul-Jabbar	1996-99	9			
4. Larry Csonka	1972	4						
Karim Abdul-Jabbar	1996	4						
Lamar Smith	2000	4						
Ronnie Brown	2006	4						
Ronnie Brown	2007	4						
RICKY WILLIAMS	2009	4						

In addition, with his four games of rushing for 100 or more yards in 2009, he continued to be the oldest Dolphin to rush for 100 yards in team history:

OLDEST DOLPHINS PLAYERS TO RUSH FOR 100 YARDS

PLAYER	DATE	OPP.	YDS	AGE
1. RICKY WILLIAMS	12/13/09	AT JACK.	108	32 YEARS, 6 MONTHS, 22 DAYS
2. RICKY WILLIAMS	11/29/09	AT BUF.	115	32 YEARS, 6 MONTHS, 8 DAYS
3. RICKY WILLIAMS	11/19/09	AT CAR.	119	32 YEARS, 5 MONTHS, 29 DAYS
4. RICKY WILLIAMS	11/15/09	VS. T.B.	102	32 YEARS, 5 MONTHS, 25 DAYS
5. RICKY WILLIAMS	11/9/08	VS. SEA.	105	31 YEARS, 5 MONTHS, 19 DAYS
6. Lamar Smith	1/6/02	vs. Buf.	158	31 years, 1 month, 8 days
7. Lamar Smith	12/10/01	vs. Ind.	107	31 years, 0 months, 11 days

LONG PLAYS: Williams erupted for numerous long plays during the 2009 season, accounting for three of the team's seven longest plays from scrimmage . . . In 2009, Williams recorded the longest run of his career, a 68-yard touchdown vs. New Orleans on October 25 . . . He also registered a 59-yard reception vs. the N.Y. Jets on October 12, which tied for the longest reception of Williams' career:

LONGEST PLAYS FROM SCRIMMAGE IN RICKY WILLIAMS' CAREER

DATE	OPPONENT	DISTANCE	PLAY
1. 10/25/09	vs. New Orleans	68t	Run
2. 12/9/02	vs. Chicago	63t	Run
3. 12/28/03	vs. N.Y. Jets	59	Reception
10/12/09	vs. N.Y. Jets	59	Reception
5. 12/1/02	at Buffalo	55t	Run
6. 9/22/02	vs. N.Y. Jets	53t	Run
7. 9/15/02	at Indianapolis	52	Reception
8. 11/9/08	vs. Seattle	51t	Run
9. 10/26/08	vs. Buffalo	47	Reception
10. 10/14/01	at Carolina	46	Run
11/19/09	at Carolina	46t	Run

GAME HIGHLIGHTS – AT ATLANTA (9/13): Had seven rushes for 39 yard and added two receptions for 19 yards and one touchdown, coming on a nine-yard TD reception from Chad Pennington . . .

AT INDIANAPOLIS (9/21): Recorded 19 carries for 69 yards and added one catch for three yards . . . Dolphins rushed for 239 yards in contest, the most rushing yards by Miami since Dec. 1, 2002 when they rushed for 270 yards at Buffalo . . .

AT SAN DIEGO (9/27): Posted eight carries for 55 yards and one touchdown, coming on a 14-yard TD run . . . Also added four catches for 29 yards . . .

VS. BUFFALO (10/4): Had 16 carries for 85 yards and one touchdown, coming on a one-yard run . . . Also added one catch for 11 yards . . . Went over 8,000 career rushing yards in the contest . . . He became the 40th player in NFL history to reach that plateau . . .

VS. N.Y. JETS (10/12): Recorded 11 carries for 68 yards and led the team in reception yardage with three catches for 70 yards, including a 59-yard reception which tied for the longest reception of his career . . .

VS. NEW ORLEANS (10/25): Led the Dolphins in rushing with nine carries for 80 yards and three touchdowns, coming on runs of four, 68, and four yards . . . His 68-yard run was the longest run of his career and was the sixth longest run in Dolphins history . . . Williams' three rushing touchdowns tied his single-game career high, having also rushed for three touchdowns on October 22, 2000 at Atlanta as a member of the Saints . . . His three rushing touchdowns also tied for the second-highest single-game total in Dolphins history . . . It was the 12th of his career with two or more rushing touchdowns . . .

AT N.Y. JETS (11/1): Tied for the team lead in rushing and led the team in receiving yardage with eight carries for 27 yards and two catches for 41 yards . . .

AT NEW ENGLAND (11/8): Had seven carries for 33 yards and one touchdown, coming on a 15-yard TD run off an option pitch from quarterback Pat White . . .

VS. TAMPA BAY (11/15): Led the Dolphins in rushing with 20 carries for 102 yards and added two catches for five yards . . . It was his first 100-yard rushing game of 2009, the 21st

such game as a Dolphin and the 33rd 100-yard rushing game of his career . . . His 27-yard run with 23 seconds left in the game to Tampa Bay's seven-yard line set up Dan Carpenter's game-winning 25-yard field goal on the next play . . .

AT CAROLINA (11/19): Led the Dolphins in rushing with 22 carries for 119 yards and two touchdowns and added two catches for 19 yards and one touchdown . . . The touchdown runs came on one and 46-yard TD runs, while the scoring reception came on a 14-yard TD pass from Chad Henne . . . It was the first time in his career Williams registered a touchdown run and a touchdown catch in the same game . . . It was the second time in 2009 and the 13th time in his career he had two touchdowns rushing . . . It was the second time in 2009 and the 22nd time in his career as a Dolphin that he ran for 100 yards . . . Combined with his 102 yards rushing the previous game, it marked the first time he had back-to-back 100-yard rushing games since December 21, 2003 at Buffalo (111 yards) and Dec. 15, 2003 vs. Philadelphia (107 yards) . . . For his efforts in that game he was named as the AFC Offensive Player of the Week for the games of November 19-23 . . .

AT BUFFALO (11/29): Topped the Dolphins in rushing with 27 carries for 115 yards and one touchdown, coming on a one-yard run . . . Also was 0-1 passing with one interception, being intercepted in the Bills' end zone by Buffalo's Chris Draft off a Wildcat play . . . It was the third time in 2009 and the 23rd time in his career as a Dolphin that he ran for 100 yards . . . It also was the third straight game he rushed for 100 or more yards, the first time he had three consecutive 100-yard rushing games since Games 10-12 in 2003 (105 yards on Nov. 16th vs. Baltimore, 107 yards on Nov. 23rd vs. Washington and 104 yards on Nov. 27th at Dallas) . . .

VS. NEW ENGLAND (12/6): Led the Dolphins in rushing with 18 carries for 75 yards and added two catches for six yards . . .

AT JACKSONVILLE (12/13): Topped the Dolphins in rushing with 28 carries for 108 yards and one touchdown, coming on a one-yard run . . . Also had two receptions for seven yards . . . It was the fourth time in 2009 and the 24th time in his career as a Dolphin that he ran for 100 yards . . . His touchdown was his tenth rushing TD of the season, the second highest single season total of his career. . .

AT TENNESSEE (12/20): Led the Dolphins in rushing with 19 carries for 80 yards and a touchdown, coming on a one-yard run, and added three catches for nine yards . . . Also scored a two-point conversion, coming with 1:34 left in the 4th quarter to complete the Dolphins' comeback from a 24-9 deficit at the start of the quarter to tie the contest at 24-24 in a game the Dolphins eventually lost in overtime 27-24 . . . Williams went over 1,000 yards rushing for the 2009 season in that contest, the fifth time in his career and the third time as a member of the Dolphins he reached that plateau . . . It also marked a six-year span from his last 1,000-yard season in 2003, an NFL record for most years between 1,000-yard rushing seasons.

2008 - Played in all 16 regular season games with three starts . . . Ranked second on the team in rushing with 160 carries for 659 yards and four touchdowns . . . Added 29 catches for 219 yards and one touchdown . . . Had 16 carries for 98 yards and added two receptions for 21 yards at New England (9/21) . . . Recorded 11 carries for 46 yards and one touchdown at Houston (10/12) . . . Had seven carries for 16 yards and a touchdown and added two catches for 43 yards (9/26) vs. Buffalo . . . Led the Dolphins in rushing with 12 rushes for 105 yards and one touchdown vs. Seattle (11/9), and added two catches for 21 yards . . . His touchdown came on a 51-yard TD run off a "Wildcat" formation . . . It was Williams' 32nd career 100-yard rushing game and his 20th as a member of the Dolphins . . . At age 31 years and 183 days on the date of the Seahawks game, he also became the oldest Dolphin in club history to rush for 100 or more yards; the previous oldest Dolphin to have accomplished that was Lamar Smith, who was 31 years and 38 days when he rushed for 158 yards vs. Buffalo (1/6/2002) . . . Williams' 51-yard TD run was the fourth longest run of his career and his longest since he had a 63-yard TD run vs. Chicago (12/9/2002) . . . His touchdown was his 34th rushing touchdown as a Dolphin, moving him past Karim Abdul-Jabbar into second place on the team's all-time list of rushing touchdowns . . . His rushing average of 8.8 yards per carry (12-105) was the best single game rushing average of his career, surpassing his 8.4 yard per carry mark on Dec. 1, 2002 at Buffalo (27-228) . . . Had six carries for 21 yards and added two catches for 19 yards and one touchdown, coming on a 13-yard TD reception from Chad Pennington vs. New England (11/23) . . . Led the Dolphins in rushing with 12 carries for 54 yards at St. Louis (11/30) . . . Had 12 rushes for 34 yards and one touchdown coming on a four-yard run, at Kansas City (12/21) . . . Also tied for the team lead in receptions with six catches for 50 yards . . . Had ten carries for 50 yards and added one reception for three yards at the New York Jets (12/28) . . . Played in a reserve role in AFC Wild Card playoff game vs. Baltimore (1/4/09) and had four carries for 17 yards and added one catch for eight yards . . .

2007 - Was reinstated by the NFL on November 14 and then activated to the 53-man roster on November 26 . . . Played in a reserve role in Monday night game at Pittsburgh (11/26) . . .

Rushed for 15 yards on six carries before leaving the game with a right pectoral injury . . . Was placed on injured reserve on November 28 . . . Underwent surgery on November 29 . . . Dr. George Caldwell performed the surgery at Broward General Medical Center in Ft. Lauderdale.

2006 - Was suspended by the NFL on April 25, 2006 for violating the league's substance abuse policy . . . Went on to play with the Toronto Argonauts of the Canadian Football League, with whom he signed a contract on May 26, 2006 . . . Led the team and was eighth in the league in rushing with 526 yards and two touchdowns on 109 attempts . . . Also caught 19 passes for 127 yards . . . Missed two months of the season with a fractured left forearm sustained in a game at Saskatchewan on July 22.

2005 - Went on to play in the final 12 games of the year, including three starts, after serving a four-game NFL suspension to start the season for violation of the league's substance abuse policy . . . Was second on the squad with 743 yards rushing on 168 carries . . . Led team with six rushing scores . . . Also caught 17 passes for 93 yards . . . After being held to a combined seven yards rushing in his first two outings of the year, broke through for 82 yards (17 atts.) in a 21-6 win over New Orleans in Baton Rouge (10/30) . . . Along with Ronnie Brown's 106 yards that day, it marked the first time that two Dolphins running backs rushed for 80 yards or more in the same game since October 8, 1979 when Delvin Williams had 86 yards and Larry Csonka rushed for 83 yards at Oakland . . . The following week vs. Atlanta (11/6), scored his first touchdown of the season, which came on a 23-yard scamper in the second quarter, tying the game at 7-7 . . . Totaled 165 rushing yards in consecutive weeks, including an 83-yard performance (13 atts.) at Cleveland (11/20) and an 82-yard effort (16 atts.) at Oakland (11/27) . . . Broke loose for a 34-yard TD run in the Raiders game, giving the Dolphins a 30-21 lead with 3:50 to play as they went on for a 33-21 victory . . . Rushed for 70 yards on 14 carries in 24-20 win over N.Y. Jets (12/18) on a Monday night . . . His 23-yard TD run 1:15 into the fourth quarter tied the game at 17-17 . . . It also marked the first of three straight games to close out the season that he accounted for a touchdown . . . Both of his 100-yard rushing games on the year occurred over the final two weeks of the season . . . Amassed 172 yards and a TD on 26 attempts in a 24-10 win over Tennessee (12/24) . . . His rushing total in that game is the fifth-highest figure of his career . . . His 19-yard scoring run with 1:48 remaining in the contest cemented the outcome . . . In season-ending 28-26 win at New England (1/1/06), ran for 108 yards and a TD on 28 carries . . . His 2-yard TD run in the first quarter opened the scoring.

2004 - Sat out the season . . . Was placed on the Dolphins' Reserve/Did Not Report list on July 30 and the Reserve/Retired list on August 31.

2003 - Started all 16 games . . . Became the first Dolphins running back to start every regular season game in consecutive seasons since Larry Csonka opened all 14 contests each year between 1970-73 . . . Rushed for a team-high 1,372 yards and nine touchdowns on 392 attempts . . . Became just the second player in team history to record multiple 1,000-yard rushing seasons, joining Csonka, who did it each year from 1971-73 . . . Also caught 50 passes for 351 yards and one TD . . . Rushing total was the second-highest single-season figure in Dolphins history, trailing only Williams' 1,853 yards from 2002 . . . It represented the ninth 1,000-yard rushing season in franchise history . . . His total in 2003 also placed sixth in the AFC and 10th in the NFL . . . Reception total ranked second on the squad, while his receiving yardage figure was fourth . . . Racked up 1,723 total yards from scrimmage, sixth in the conference and ninth in the league . . . It also was the second-highest single-season figure in club annals, trailing only his 2,216 yards from 2002 . . . Put together seven 100-yard rushing days on the year, the second-highest single-season total in franchise history, trailing only his ten from 2002 . . . Accounted for 79 first downs on the season (68 rushing, 11 receiving), the eighth-highest figure in the AFC and 13th in the NFL . . .

RUSHING YARDS FROM 2000-03: When Williams surpassed the 1,000-yard rushing mark at Dallas on Thanksgiving Day of 2003, he did so for the fourth straight season, joining Green Bay's Ahman Green and the Jets' Curtis Martin as the only three players to have amassed 1,000-yard rushing seasons each year from 2000-03 . . . Williams' four-year rushing total of 5,470 was the second-highest figure in the NFL from 2000-03, trailing only Green, who rushed for 5,685 yards over this same span:

MOST RUSHING YARDS IN THE NFL FROM 2000-03

PLAYER	TEAM(S)	ATTS.	YARDS	AVG.	TD
1. Ahman Green	Green Bay	1,208	5,685	4.7	41
2. RICKY WILLIAMS	N.O., MIAMI	1,336	5,470	4.1	39
3. Priest Holmes	Balt., Kansas City	1,097	5,178	4.7	58
4. Curtis Martin	N.Y. Jets	1,233	5,119	4.2	28
5. Stephen Davis	Wash., Carolina	1,213	5,014	4.1	31

TOTAL YARDS FROM SCRIMMAGE FROM 2000-03: In addition to his success running the ball from 2000-03, Williams proved potent as a receiver as well . . . During this four-year period, Williams also accumulated 1,634 receiving yards on 201 receptions, giving him 7,104 total yards from scrimmage . . . This total ranks as the third-highest figure in the NFL over this span:

MOST TOTAL YARDS FROM SCRIMMAGE IN THE NFL FROM 2000-03

PLAYER	TEAM(S)	GAMES	RUSH YARDS	REC. YARDS	TOTAL YARDS
4. Ahman Green	Green Bay	62	5685	1913	7598
2. Priest Holmes	Balt./K.C.	62	5178	2197	7375
3. RICKY WILLIAMS	N.O., MIAMI	58	5470	1634	7104
4. Marshall Faulk	St. Louis	53	4512	2422	6934
5. Tiki Barber	N.Y. Giants	62	4474	2354	6828

TOUCHDOWNS: Williams scored a touchdown in each of the first five games of 2003 . . . Along with his touchdown in the final game of the 2002 season, he scored a touchdown in six straight games . . . That tied a team record for most consecutive games with a touchdown, along with Paul Warfield, who scored a touchdown in six consecutive contests in 1972, and Mark Clayton, who scored in six games in a row over a two-year period, from 1988-89 . . .

GAME HIGHLIGHTS – VS. HOUSTON (SEPT. 7): Led the Dolphins in rushing with 17 carries for 69 yards and added five receptions for 60 yards and one touchdown, which came on a 35-yard TD pass from Jay Fiedler . . . It marked his lone receiving touchdown of the season . . .

AT N.Y. JETS (SEPT. 14): Led the Dolphins in rushing with 34 carries for 125 yards and one touchdown, which came on a 2-yard run . . . Also tied for the team lead in receptions with four catches for 37 yards . . . It was his 11th 100-yard rushing game as a Dolphin, moving him past Mercury Morris into sole possession of second place for most 100-yard rushing games by a Dolphin . . .

VS. BUFFALO (SEPT. 21): Led the Dolphins in rushing with 42 carries for 153 yards and one touchdown, which came on a 1-yard run . . . His 42 rushing attempts set a team record for most carries, breaking the former club record of 40 rushes by Lamar Smith in an AFC First-Round playoff game vs. Indianapolis on December 30, 2000 . . . It also was a new single-game career high for Williams, surpassing his former high of 40 carries, which was set on October 31, 1999 vs. Cleveland as a member of the Saints . . . His 42 carries, combined with his 34 carries in his previous game against the Jets, gave him a total of 76 rushing attempts in consecutive games, which tied an NFL record set by Earl Campbell of the Houston Oilers, who totaled 76 carries in two straight games in 1981 (37 carries vs. Cincinnati on October 4 and 39 carries vs. Seattle on October 11) . . . In the contest, he moved past Lamar Smith (2,107) and Benny Malone (2,129) into ninth place among the Dolphins' all-time leading rushers . . . He was named as the FedEx Ground NFL Player of the Week . . .

AT JACKSONVILLE (OCT. 12): Topped the Dolphins' rushing chart with 19 carries for 75 yards and one touchdown, which came on a 14-yard run . . . Along with his touchdown in the final game of the 2002 season, it was the sixth straight game he scored a touchdown, tying a team record for most consecutive games with a touchdown, along with Paul Warfield, who scored a touchdown in six straight games in 1972, and Mark Clayton, who scored in six consecutive games over a two-year period, from 1988-89 . . .

VS. WASHINGTON (NOV. 23): Led the Dolphins in rushing with 23 carries for 107 yards and two touchdowns . . . Added two receptions for ten yards . . . It was his fourth 100-yard rushing game of the year, his 14th as a Dolphin, and the 26th of his career . . . His touchdowns came on runs of one and 24 yards, with both coming in the fourth quarter to key a Dolphins comeback . . . His 1-yard run came on a fourth and goal situation with the Dolphins trailing 23-10, and his 24-yard TD run came with 4:19 left in the contest to give the Dolphins their final score in a 24-23 come from behind victory . . . It was the first time in 2003 and the 11th time in his career that he had two rushing touchdowns in a game . . .

AT DALLAS (NOV. 27): On Thanksgiving Day, led the Dolphins in rushing with 31 carries for 104 yards and added four receptions for 41 yards . . . It was his fifth 100-yard rushing game of the year and his 15th as a Dolphin, tying Larry Csonka's club all-time mark . . . In addition, Williams went over the 1,000 yard rushing milestone in the contest, his fourth career 1,000-yard rushing season and his second as a Dolphin, as he became only the second player in team history (along with Csonka) to record multiple 1,000-yard rushing seasons . . .

VS. PHILADELPHIA (DEC. 15): In Monday night game, led the Dolphins in rushing with 18 carries for 107 yards and one touchdown, which came on a 3-yard run . . . Had a season-long 45-yard run in that contest . . . It was his sixth 100-yard rushing game of the year and his 16th as a Dolphin as he broke Larry Csonka's team record of 15 career 100-yard rushing games.

2002 - Started all 16 games in his first season with the Dolphins . . . Became the first Dolphin to lead the NFL in rushing with 1,853 yards and 16 touchdowns on 383 attempts . . . It marked just the eighth time that a Dolphin reached the 1,000-yard rushing mark in a season, and he became the sixth different player to do it . . . Also caught 47 passes for 363 yards and one touchdown . . . Reception total was second on the squad and yardage figure was fourth . . . 2,216 total yards from scrimmage were second-most in the AFC and in the NFL, trailing only Kansas City's Priest Holmes (2,287) . . . 17 total touchdowns tied for second in the AFC and third in the NFL . . . Was the first Dolphins running back to start all 16 games since Sammie Smith in 1990 . . . Accounted for 103 first downs on the season (89 rushing, 14 receiving), the third-highest figure in the AFC and in the NFL . . . On the year, established seven Dolphins single-season records and two single-game standards in regular season play . . .

RUSHING YARDS, ATTEMPTS & TOUCHDOWNS: In 2002, Williams established the club's single-season records for rushing yards, attempts and touchdowns . . . His 1,853 yards broke Delvin Williams' 14-year old yardage record of 1,258, which he set in 1978 . . . His 383 attempts surpassed the previous mark set by Lamar Smith, who had 313 carries in 2001 . . . His 16 rushing touchdowns were one more than the total that Karim Abdul-Jabbar amassed in 1997 . . .

NFL RUSHING LEADER: Williams became the first Dolphin to lead the NFL in rushing . . . With 1,853 yards, Williams' total was 170 more than San Diego's LaDainian Tomlinson . . .

2002 NFL RUSHING LEADERS

PLAYER	TEAM	YARDS	ATTS.	AVG.	LG	TD
1. RICKY WILLIAMS	MIAMI	1853	383	4.8	63t	16
2. LaDainian Tomlinson	San Diego	1683	372	4.5	76	14
3. Priest Holmes	Kansas City	1615	313	5.2	56	21
4. Clinton Portis	Denver	1508	273	5.5	59	15
5. Travis Henry	Buffalo	1438	325	4.4	34	13

AMONG ALL-TIME NFL RUSHING LEADERS: Williams rushing total was the eighth-highest in NFL annals (now 13th), and the most since Denver's Terrell Davis compiled 2,008 yards in 1998:

HIGHEST SINGLE SEASON RUSHING TOTALS IN NFL HISTORY

PLAYER	TEAM	YEAR	YARDS	ATTS.	AVG.	LG	TD
1. Eric Dickerson	L.A. Rams	1984	2105	379	5.6	66	14
2. Jamal Lewis	Baltimore	2003	2066	387	5.3	82t	14
3. Barry Sanders	Detroit	1997	2053	335	6.1	82	11
4. Terrell Davis	Denver	1998	2008	392	5.1	70	21
5. Chris Johnson	Tennessee	2009	2006	358	5.6	91t	14
6. O.J. Simpson	Buffalo	1973	2003	332	6.0	80	12
7. Earl Campbell	Houston	1980	1934	373	5.2	55	13
8. Barry Sanders	Detroit	1994	1883	331	5.7	85	7
Ahman Green	Green Bay	2003	1883	355	5.3	98t	15
10. Shaun Alexander	Seattle	2005	1880	370	5.1	88t	27
11. Jim Brown	Cleveland	1963	1863	291	6.4	80	12
12. Tiki Barber	N.Y. Giants	2005	1860	357	5.2	95t	9
13. RICKY WILLIAMS	MIAMI	2002	1853	383	4.8	63t	16

In addition, Williams' rushing total is the most by an NFL running back in his first year with a team after changing teams, surpassing the previous mark of 1,555 yards by Kansas City's Priest Holmes in 2001:

MOST RUSH YARDS BY A VETERAN RUNNING BACK IN FIRST YEAR WITH A NEW TEAM

PLAYER	YEAR	TEAM	HOW ACQ., PREV. TEAM	YARDS	ATTS.	AVG.	LG	TD
1. RICKY WILLIAMS	2002	MIAMI	TR., N.O.	1853	383	4.8	63t	16
2. Michael Turner	2008	Atlanta	UFA, S.D.	1699	376	4.5	70	17
3. Corey Dillon	2004	New England	Tr., Cin.	1635	345	4.7	44	12
4. Priest Holmes	2001	Kansas City	UFA, Balt.	1555	327	4.8	41	8
5. Stephen Davis	2003	Carolina	FA, Wash.	1444	318	4.5	40	8

FASTEST TO 1,000 YARDS: Williams reached the 1,000-yard rushing mark with a 143-yard effort against San Diego on November 24 . . . It was the Dolphins' 11th game of the season and he tied Delvin Williams for the fewest number of games needed to reach the 1,000-yard rushing plateau in Dolphins history:

FASTEST DOLPHINS TO 1,000 YARDS RUSHING

PLAYER	YEAR	TOTAL YARDS	GAMES TO 1,000 YARDS
1. RICKY WILLIAMS	2002	1853	11
Delvin Williams	1978	1258	11
3. RICKY WILLIAMS	2003	1372	12
4. Lamar Smith	2000	1139	13
5. Larry Csonka	1971	1051	14
Larry Csonka	1972	1117	14
Mercury Morris	1972	1000	14
Larry Csonka	1973	1003	14

TOTAL YARDS FROM SCRIMMAGE: Williams also shattered the club's single-season mark for total yards from scrimmage with 2,216, a figure that was 766 more than the previous record of 1,450, formerly held by Delvin Williams (1978):

MOST TOTAL YARDS FROM SCRIMMAGE BY A DOLPHIN IN A SEASON

PLAYER	YEAR	RUSH YARDS	REC. YARDS	TOTAL YARDS
1. RICKY WILLIAMS	2002	1853	363	2216
2. RICKY WILLIAMS	2003	1372	351	1723
3. Delvin Williams	1978	1258	192	1450
4. Mark Clayton	1984	35	1389	1424
5. Tony Nathan	1985	667	651	1318

His total in 2002 also ranked second in the NFL, trailing only Kansas City's Priest Holmes:

2002 NFL LEADERS IN TOTAL YARDS FROM SCRIMMAGE

PLAYER	TEAM	RUSH YARDS	REC. YARDS	TOTAL YARDS
1. Priest Holmes	Kansas City	1615	672	2287
2. RICKY WILLIAMS	MIAMI	1853	363	2216
3. LaDainian Tomlinson	San Diego	1683	489	2172
4. Tiki Barber	N.Y. Giants	1387	597	1984
5. Charlie Garner	Oakland	962	941	1903

TOTAL TOUCHDOWNS: Williams amassed 17 total touchdowns in 2002, including 16 on the ground and one receiving . . . His 17 total touchdowns tied for second in the AFC and third in the NFL in 2002:

2002 NFL LEADERS IN TOTAL TOUCHDOWNS

PLAYER	TEAM	TD RUSH	TD PASS	TOTAL TDs
1. Priest Holmes	Kansas City	21	3	24
2. Shaun Alexander	Seattle	16	2	18
3. RICKY WILLIAMS	MIAMI	16	1	17
Clinton Portis	Denver	15	2	17
5. Deuce McAllister	New Orleans	13	3	16

In addition, his touchdown total was one shy of the Dolphins' single-season record of 18, set by Mark Clayton in 1984:

HIGHEST SINGLE-SEASON TD TOTALS IN DOLPHINS HISTORY

PLAYER	YEAR	TD RUSH	TD PASS	TOTAL TDs
1. Mark Clayton	1984	0	18	18
2. RICKY WILLIAMS	2002	16	1	17
3. Karim Abdul-Jabbar	1997	15	1	16
Lamar Smith	2000	14	2	16
5. Mark Clayton	1988	0	14	14

100-YARD RUSHING GAMES: Williams accounted for ten 100-yard rushing games in 2002, shattering the Dolphins single-season record of five, formerly held by Delvin Williams (1978) . . . This included a season-high 228 yards at Buffalo on December 1, which represents a club single-game record . . . Williams also became the first player in club history to produce more than two 100-yard rushing games in a row, having accomplished the feat on two occasions . . . He went over the 100-yard barrier in each of the first three games of the year, and put together five straight such performances in games 10-14 . . .

200-YARDS RUSHING: Williams had two 200-yard rushing games on the season . . . This included a 228-yard effort at Buffalo on December 1, marking a new career-high and establishing the Dolphins' single-game record, as he eclipsed the old mark of 209, first set by Lamar Smith in a First-Round Playoff game against Indianapolis on December 30, 2000 . . . It was the first 200-yard rushing game by a Dolphin in the regular season . . . The previous regular season record was 197 yards by Mercury Morris against New England on September 30, 1973 . . . The following week, in a Monday night game against Chicago, he amassed 216 yards rushing . . . Williams now owns each of the top two single-game rushing totals, and three of the top four regular season (three of the top five, including playoffs) marks in Dolphins history:

HIGHEST SINGLE-GAME RUSHING TOTALS BY A DOLPHIN

PLAYER	YARDS	ATTS.	AVG.	LG	TDS	DATE, OPPONENT
1. RICKY WILLIAMS	228	29	8.4	55t	2	12/1/02, AT BUF.
2. RICKY WILLIAMS	216	31	7.0	63t	2	12/9/02, VS. CHI.
3. Lamar Smith	209	40	5.2	24	2	12/30/00, vs. Ind.*
4. Mercury Morris	197	15	13.1	70t	3	9/30/73, vs. N.E.
5. RICKY WILLIAMS	185	31	6.0	30	2	12/29/02, at N.E.

* Playoff game

CONSECUTIVE GAME RUSHING TOTALS: With 228 yards at Buffalo on December 1 and 216 yards the following week against Chicago on December 9, Williams' two-game rushing total of 444 yards is the most in Dolphins history, and he owns each of the top five figures in this category in club annals:

HIGHEST TWO-GAME RUSHING TOTALS IN DOLPHINS HISTORY

PLAYER	GAME 1 TOTAL	GAME 2 TOTAL	2-GAME TOTALS
1. RICKY WILLIAMS	27-228 (AT BUF., 12/1/02)	31-216 (VS. CHI., 12/9/02)	58-444
2. RICKY WILLIAMS	29-143 (VS. S.D., 11/24/02)	27-228 (AT BUF., 12/1/02)	56-371
3. RICKY WILLIAMS	31-216 (VS. CHI., 12/9/02)	27-101 (VS. OAK., 12/15/02)	58-317
4. RICKY WILLIAMS	24-132 (AT IND., 9/15/02)	24-151 (VS. NYJ, 9/22/02)	48-283
4. RICKY WILLIAMS	26-172 (VS. TENN., 12/24/05)	28-108 (AT N.E., 1/1/06)	54-280

With his performance against the Bears, Williams became just the third player, (fourth time) in league history to amass consecutive 200-yard rushing games, joining Hall of Famers O.J. Simpson and Earl Campbell . . .

NFL PLAYERS WITH BACK-TO-BACK 200-YARD RUSHING GAMES

PLAYER	TEAM	GAME 1 TOTAL	GAME 2 TOTAL
O.J. Simpson	Buff.	22-219, vs. N.E. 12/9/73	34-200, vs. NYJ 12/16/73
O.J. Simpson	Buff.	29-273, vs. Det., 11/25/76	24-203, vs. Mia. 12/5/76
Earl Campbell	Hou.	33-203, vs. T.B. 10/19/80	27-202, vs. Cin. 10/26/80
RICKY WILLIAMS	MIAMI	27-228, AT BUF. 12/1/02	31-216, VS. CHI. 12/9/02

In addition, his two-game rushing total of 444 also is the fourth-highest in NFL history:

HIGHEST TWO-GAME RUSHING TOTALS IN NFL HISTORY

PLAYER	TEAM, YEAR	GAME 1 TOTAL	GAME 2 TOTAL	TWO-GAME TOTAL
1. O.J. Simpson	Buffalo, 1976	29-273 (at Det., 11/25)	24-203 (at Mia., 12/5)	53-476
2. W. Payton	Chicago, 1977	33-192 (vs. K.C., 11/13)	40-275 (vs. Min., 11/20)	73-467
3. M. Anderson	Denver, 2000	30-195 (at Sea., 11/26)	37-251 (at N.O., 12/3)	67-446
4. R. WILLIAMS	MIAMI, 2002	27-228 (AT BUF., 12/1)	31-216 (VS. CHI., 12/9)	58-444

Williams' three-game rushing total of 587 yards from games 11-13 (143 yards vs. San Diego, 11/24) not only is the highest in Dolphins history, but it ranks third in the NFL record books . . .

HIGHEST THREE-GAME RUSHING TOTALS IN NFL HISTORY

PLAYER	TEAM, YEAR	GAME 1 TOTAL	GAME 2 TOTAL	GAME 3 TOTAL	THREE-GAME TOTAL
1. O.J. Simpson	Buffalo, 1976	29-273 (12)	24-203 (13)	28-171 (14)	81-647
2. W. Payton	Chicago, 1977	33-192 (9)	40-275 (10)	20-137 (11)	93-604
3. R. WILLIAMS	MIAMI, 2002	29-143 (11)	27-228 (12)	31-216 (13)	87-587

PLAYER OF THE WEEK/MONTH: Williams was named AFC Offensive Player of the Week on two occasions in 2002, the second and third times in his career that he has earned the NFL weekly honor . . . His first AFC Offensive Player of the Week came for the games of November 24-25, following his performance against San Diego on November 24 in which he led the Dolphins with 29 carries for 143 yards and two touchdowns and added two catches for eight yards . . . It marked the first time that a Dolphin was named AFC Offensive Player of the Week in the regular season since the 2000 season-opener when running back Lamar Smith earned that honor against Seattle . . . He also was named as AFC Offensive Player of the Week for the games of December 8-9, following his performance in a Monday night win over Chicago on December 9, in which he rushed for 216 yards and two touchdowns on 31 carries . . . He became just the third Dolphin to earn AFC Offensive Player of the Week accolades two or more times in the same season during the regular season, joining QB Dan Marino, who did it on five occasions (1984, 1985, 1988, 1989, 1999) and QB Scott Mitchell, who won the honor twice in 1993 . . . Williams' first weekly award of his career occurred in 2001 as a member of the Saints when he was named NFC Offensive Player of the Week in the season's fourth week as he rushed for 136 yards and a touchdown on 30 carries and caught five passes for 42 yards in a win against Minnesota . . . In addition, Williams was named NFC Offensive Player of the Month for October, 2001 as a member of the Saints, when he rushed for 411 yards and two touchdowns on 99 carries, and caught 22 passes for 157 yards in four games . . .

PRO BOWL: Earned his first career Pro Bowl appearance . . . He became the first Dolphins running back to be named to the Pro Bowl since Andra Franklin was chosen in 1982 (Keith Byars was selected as a fullback in 1993) . . . Overall, Williams became the sixth running back in team history chosen to the Pro Bowl, along with Byars (1993), Larry Csonka (1970-74), Franklin (1982), Mercury Morris (1971-73), and Delvin Williams (1978) . . . In the AFC's 45-20 victory, led the squad in rushing with 56 yards and two touchdowns on 11 carries . . . Added three receptions for 18 yards and a forced fumble on special teams . . . For his efforts, was named the game's MVP, becoming the second player in Dolphins history to earn the honor, joining kicker Garo Yepremian, who was named MVP of the 1974 Pro Bowl . . .

POSTSEASON HONORS: Following the season, Williams earned All-Pro status from virtually every media outlet . . . He was a first-team selection by the Associated Press, Pro Football Weekly, Football Digest, The Sporting News and College & Pro Football Newsweekly . . . Also was named to the "All-Iron" Team as selected by CBS-TV analyst Phil Simms . . .

GAME HIGHLIGHTS – VS. DETROIT (SEPT. 8): In his Dolphins debut, rushed for 111 yards and two touchdowns on 20 attempts, marking the 13th 100-yard rushing game of his career . . . Did not play at all in the fourth quarter as the Dolphins held a 42-14 lead entering the final period . . . His touchdowns came on runs of one and two yards . . . It marked the 12th 100-yard rushing game by a Dolphin in a season-opener and was the ninth-highest by a Dolphin on opening day . . . It also was the fifth-best rushing total by a Dolphin in his debut with the team . . . His two rushing touchdowns and his two overall touchdowns both were tied for the second-highest single-game totals of his career . . .

AT INDIANAPOLIS (SEPT. 15): Accounted for back-to-back 100-yard rushing games with 132 yards on 24 carries . . . Also caught two passes for a team-high 62 yards . . . This included a season-long 52-yard reception and a 10-yard TD pass from Jay Fiedler . . . It marked the first time a Dolphin posted consecutive 100-yard rushing games since 1994 when Bernie Parmalee had two straight 100-yard rushing games on October 16 (150 yards vs. the L.A. Raiders) and October 30 (123 yards at New England) . . . It was the tenth time in team history a Dolphins running back had back-to-back 100-yard rushing games . . . His receiving touchdown, along with Rob Konrad's 9-yard scoring catch from Fiedler, marked the first time two Dolphins running backs had at least one touchdown reception in the same game since December 12, 1988 against Cleveland, when Jim Jensen and Lorenzo Hampton each caught a touchdown pass from Dan Marino . . .

VS. N.Y. JETS (SEPT. 22): Rushed for 151 yards and a touchdown on 24 attempts, and caught two passes for 23 yards in the Dolphins' 30-3 victory . . . It marked the 15th 100-yard rushing game of his career as he became the first Dolphin in club history to rush for 100 yards in three consecutive games . . . His 53-yard run in the game was the longest of his career to that point and now is the fourth longest . . . Coupled with his 132 yards rushing the previous week at Indianapolis, his 283 yards rushing in those two contests was the most by a Dolphin in back-to-back games to that point, breaking the former team record of 273 yards rushing in consecutive games that was set by Bernie Parmalee in 1994 (150 yards rushing on Oct. 16, 1994 vs. L.A. Raiders and 123 yards rushing on Oct. 30, 1994 at New England) . . . Williams also had 110 yards rushing in the second half of the game, becoming the first Dolphin to rush for 100 or more yards in a half since Lamar Smith had 109 yards rushing in the first half against the Jets on October 23, 2000 in New York . . .

VS. BALTIMORE (NOV. 17): Rushed for 102 yards on 26 attempts and two touchdowns . . . Led the Dolphins in receiving as well with five catches for 28 yards . . . It was his fifth 100-yard rushing game of the season (17th of career), as he tied Delvin Williams' club single-season record for most 100-yard rushing games first set in 1978 . . . His touchdowns came on runs of two and four yards . . . The two rushing touchdowns and his two overall touchdowns both tied for the second-highest single-game total of his career . . . It was the third time on the season and the sixth time in his career that he had two rushing touchdowns in a game . . . For Williams, it began a streak of four straight games with a pair of rushing touchdowns . . .

VS. SAN DIEGO (NOV. 24): Rushed for 143 yards and two touchdowns on 29 carries and caught two passes for eight yards . . . His touchdowns came on runs of one and 12 yards . . . It was his sixth 100-yard rushing game of the season (18th of career), as he eclipsed Delvin Williams' team single-season record of five, which had been set in 1978 . . . In addition, Ricky Williams went over the 1,000 yard rushing mark for the season in the contest, reaching that plateau in 11 games, tying Delvin Williams for the fewest games in a season to reach 1,000 yards rushing; Delvin Williams reached 1,000 yards rushing in 11 games in 1978 . . . His two rushing touchdowns and his two overall touchdowns both tied for the second-highest single-game total of his career . . . It was the fourth time on the season and the seventh time in his career that he had two rushing touchdowns in a game . . . For his efforts in that contest, Williams was named AFC Offensive Player of the Week for games of November 24-25 . . .

AT BUFFALO (DEC. 1): Turned in the most prolific rushing day in Dolphins history with 228 yards and two touchdowns on 27 attempts . . . His rushing total represents the highest single-game rushing total of his career, breaking his former single-game best of 179 yards rushing on 40 carries on October 31, 1999 against Cleveland as a member of the New Orleans Saints . . . It also was a new Dolphins record for most yards rushing in a single game, breaking the overall club record of 209 yards on 40 carries, set by Lamar Smith on December 30, 2000 against Indianapolis in an AFC First-Round Playoff game, and breaking the Dolphins' regular season single-game rushing record, set by Mercury Morris with 197 yards rushing on 15 carries on September 30, 1973 against New England . . . It also was the second-highest single-game rushing total in a loss in NFL history, surpassed only by O. J. Simpson's 273 yards rushing on November 25, 1976 as a member of the Buffalo Bills in their 27-14 defeat at Detroit . . . Williams also set a new Dolphins single-season rushing record, breaking Delvin Williams' former club record of 1,258 yards that he set in 1978 . . . In that contest, Ricky Williams had 121 yards rushing in the first half, marking the second time in 2002 that he surpassed the 100-yard rushing mark in

one half . . . He then had 107 yards rushing in the second half of the game, marking the third time in '02 that he recorded 100 or more yards rushing in a half . . . In addition, his total of 224 yards rushing after three quarters is the highest rushing total in NFL history after three quarters of play . . . It was his seventh 100-yard rushing game of the season and the 19th of his career . . . His touchdowns came on a 45-yard run on the Dolphins' first play from scrimmage and a 55-yard run in the third quarter . . . The 55-yard run is the third-longest run of his career . . . It marked the fifth time in 2002 and the eighth time in his career that he had two rushing touchdowns in a game . . .

VS. CHICAGO (DEC. 9): In a Monday night win over Chicago, rushed for 216 yards and two touchdowns on 31 carries, marking his second consecutive 200-yard rushing performance and the fourth straight game in which he posted a pair of rushing scores . . . His touchdowns came on runs of 15 and 63 yards . . . The 63-yard run marked a career-long to that point (now second) . . . His rushing total represents the second-highest single-game rushing total of his career and the second highest single-game total in Dolphins history . . . It was the second-highest single-game rushing figure in Monday Night Football history, surpassed only by the 221 yards by the Raiders' Bo Jackson on November 30, 1987 at Seattle . . . It also was the most yards rushing by an individual against the Bears in that team's history . . . It was his fourth straight 100-yard rushing game, setting a new club record for most consecutive 100-yard rushing games . . . Overall, it was his eighth 100-yard rushing game of the season and the 20th of his career . . . It was the sixth time in '02 and the ninth time in his career that he had two rushing touchdowns in a game . . . For his efforts, Williams was named AFC Offensive Player of the Week for the games of December 8-9 . . .

VS. OAKLAND (DEC. 15): Put together his fifth consecutive 100-yard rushing game by compiling 101 yards on 27 attempts . . . It was his ninth 100-yard rushing game of the season and the 21st of his career . . . Also had five receptions for 39 yards . . . In the contest, surpassed Lamar Smith as the club's single-season leader for most rush attempts, which Smith had set in 2001 with 313 . . . Did not have a touchdown, snapping his string of four straight games with a score . . .

AT NEW ENGLAND (DEC. 29): Rushed for 185 yards and two touchdowns on 31 attempts . . . Added two receptions for seven yards . . . His 185 yards rushing is the fourth-highest single game rushing total in Dolphins history (fifth, including playoffs) . . . It was his tenth 100-yard rushing game of the season and the 22nd of his career . . . The ten 100-yard games in a career tied him with Mercury Morris for the second-most ever by a Dolphin . . . In the game he set a new Dolphins club record for most rushing touchdowns in a season . . . He tied the mark of 15, first set by Karim Abdul-Jabbar in 1997, with his 8-yard run in the first quarter . . . He set the record with a 14-yard TD in the second quarter . . . It was the seventh time in '02 and the tenth time in his career that he had two rushing touchdowns in a game.

2001 - Started all 16 games in which he played with the Saints . . . Rushed for 1,245 yards and six touchdowns on 313 carries, and caught 60 passes for 511 yards and one score . . . It marked the seventh 1,000-yard rushing season in Saints history, and the first time it had been achieved in back-to-back seasons . . . He joined George Rogers (1981, 1983) as the only players in Saints history to rush for 1,000 yards two times . . . Rushing total was the fourth-highest single-season total in Saints history at the time (now sixth) . . . It also ranked fourth in the NFC and eighth in the NFL in '01 . . . Was third in the NFC and fifth in the NFL with 1,756 total yards from scrimmage . . . Reception total was the second-most by a running back in Saints history, trailing only the 74 catches by Tony Galbreath in 1978 . . . Reception figure also tied for 19th in the NFC and tied for sixth among conference running backs . . . Totaled 77 first downs on the year (58 rushing, 19 receiving), fourth in the NFC and tied for eighth in the NFL . . . Rushed for 136 yards and a touchdown on 30 attempts and caught five passes for 42 yards vs. Minnesota (10/7) in the Saints' 28-15 victory . . . For his efforts, was named the NFC Offensive Player of the Week for the first time in his career . . . The following week at Carolina (10/14), compiled 147 yards rushing and a score on 31 carries, and tallied four receptions for 31 yards in a 27-25 win . . . Had a season-long 46-yard run in the game . . . Score came on a 1-yard TD run as time expired to provide New Orleans with the winning margin . . . Had 51 yards rushing on 21 carries while tying a career-high with nine receptions for 65 yards vs. Atlanta (10/21) . . . In four games during the month of October, totaled 411 yards rushing and two touchdowns on 99 attempts (4.2 avg.) and caught 22 passes for 157 yards . . . For his performance, was named NFC Offensive Player of the Month . . . Rushed for 121 yards on 24 carries and had three receptions for 52 yards at San Francisco (11/11), as he surpassed Mario Bates for sixth on the club's all-time rushing list . . . Ran for 120 yards, including a 14-yard TD, on 28 carries, and had four receptions for 48 yards the week afterwards vs. Indianapolis (11/18) . . . Rushed 27 times for 102 yards and had four receptions for 72 yards, including a season-long 42-yard catch, vs. Carolina (12/2), as he moved ahead of Tony Galbreath into fifth on the Saints' career rushing chart.

2000 - Started all ten games in which he played . . . Missed each of the final six games of the year with a broken left ankle . . . Rushed for 1,000 yards and eight touchdowns on 248

attempts and caught 44 passes for 409 yards and one score . . . It marked the sixth 1,000-yard rushing season in Saints history, and he became just the fifth different player to accomplish the feat . . . Rushing total ranked 12th in the NFC and 23rd in the NFL . . . At the time of his injury, with six games still to play, his 1,000 rushing yards were second-most in the NFC while his 1,409 total yards from scrimmage also were second in the conference . . . At San Diego (9/10), rushed for 50 yards on 24 attempts and caught four passes for 27 yards, including a 13-yard TD catch from Jeff Blake for his first NFL touchdown reception . . . Rushed for 107 yards on 23 carries the following week at Seattle (9/17), commencing a string of five games in a row in which he reached the 100-yard rushing mark . . . Matched a team mark with his third straight 100-yard rushing performance as he compiled 128 yards and a touchdown on 30 carries at Chicago (10/8), tying George Rogers (1981), Wayne Wilson (1983) and Dalton Hilliard (1989) for that honor . . . In addition, the Bears game marked the first of five in a row that he tallied a rushing touchdown . . . Rushed 38 times for 144 yards and two touchdowns, and had three receptions for 35 yards vs. Carolina (10/15), as he established the club record for consecutive 100-yard rushing games at four . . . Also had a 34-yard completion to Keith Poole in the Panthers contest, his first NFL completion . . . The week afterwards at Atlanta (10/22), ran for a season-high 156 yards and three touchdowns on 29 carries, as he registered his fifth straight 100-yard rushing game . . . The three rushing touchdowns tied a club record that had previously been achieved by six others, most recently by Mario Bates at L.A. Rams on December 4, 1994 . . . Although the streak ended the following week at Arizona (10/29) with 54 yards rushing and a TD on 21 attempts, turned in the best receiving day of his career with nine catches for 92 yards . . . Rushed for 81 yards and a touchdown on 27 carries vs. San Francisco (11/5) . . . The score came on a 1-yard run in the second quarter, marking the fifth straight game in which he had a rushing touchdown, tying the club record first set by Hilliard in 1989 . . . Compiled 93 yards on 16 attempts at Carolina (11/12) . . . Final carry was a 2-yard run in the fourth quarter as he reached 1,000 yards rushing for the season . . . Sustained a broken left ankle on the play and was inactive each of the final six regular season games and NFC First-Round Playoff game vs. St. Louis (12/30) . . . Saw limited action in a reserve role in Divisional Playoff contest at Minnesota (1/6/01) . . . Had six carries for 14 yards and one reception for two yards.

1999 - Started all 12 games in which he played as a rookie . . . Rushed for 884 yards and two touchdowns on 253 attempts and caught 28 passes for 172 yards . . . It stands as the third-best rushing figure by a rookie in Saints history, trailing only the 1,674 yards by George Rogers in 1981 and the 1,353 yards by Rueben Mayes in 1986 . . . It was the tenth-highest rushing total in the NFC and 20th in the NFL in 1999 . . . It was the most by a rookie in the NFC and third-most among NFL rookies, trailing only Indianapolis' Edgerrin James (1,553) and Denver's Olandis Gary (1,159) . . . First career 100-yard rushing game occurred in his sixth NFL game when he rushed for 111 yards on 25 attempts at N.Y. Giants (10/24) . . . In the process, became the first Saints rookie to rush for 100 yards since Mario Bates had 141 yards on 22 carries vs. Atlanta on November 13, 1994 . . . Followed up that performance by registering 179 yards on 40 carries vs. Cleveland (10/31), marking the third-highest single-game rushing total in Saints history and the second-best by a rookie . . . His 40 attempts represented a new club single-game best, as he surpassed the previous mark of 35, held by both Earl Campbell (at Minnesota, 11/24/85) and Dwight Beverly (at St. Louis, 10/11/87) . . . Became the first Saint since Bates in 1995 to account for 100 rushing yards in consecutive games.

COLLEGE

Started 46 of the 48 games in which he played during his four-year career for the Longhorns (1995-98) . . . Played fullback his first two years before shifting to tailback for his final two seasons . . . Rushed for 6,279 yards and 72 touchdowns on 1,011 carries and caught 85 passes for 927 yards and three scores in his career . . . Finished his collegiate career as the owner of 20 NCAA rushing records, including most rushing yards (6,279), all-purpose yards (7,206), highest average per carry (6.2), rushing touchdowns (72), total touchdowns scored (75), 200-yard rushing games (11; tied Marcus Allen of Southern California (1978-81), points scored (452), games with a touchdown (33) and games with two or more scores (21) . . . Also finished with 44 school records . . . Rushing total now ranks second in NCAA history, trailing only former University of Wisconsin star and current Houston Texan Ron Dayne (6,397) . . . Averaged 182.5 yards rushing a game over his final two seasons . . . Had at least one reception in 41 of 46 career regular season games . . . As a senior in 1998, rushed for a career-best 2,124 yards and 27 touchdowns on 361 attempts . . . Was a unanimous All-America and All-Big 12 Conference first-team choice . . . Was the recipient of the Heisman Trophy, Maxwell Award, Walter Camp Foundation Player of the Year Award, the first-ever Associated Press National Player of the Year Award, Football News' Offensive Player of the Year Trophy and The Sporting News Player of the Year Award . . . Became the first player to earn back-to-back Doak Walker Award honors (given to nation's top running back) in 1998

... Also was named the conference's Offensive Player of the Year ... Became the eighth player in the history of college football to rush for more than 2,000 yards in a single season ... Rushing total ranked fifth on the Division I-A season-record list ... His 27 TDs ranked third on the NCAA season-record list ... Set NCAA records with two 300-yard rushing games, and 668 rushing yards and 11 TDs during a two-game period ... Reached the 200-yard rushing mark five times during the regular season in addition to the Cotton Bowl ... Against Rice, ran for 318 yards and six TDs (31, 16, 17, 29, 27 and 41 yards), adding 32 yards on four catches ... Followed with 350 yards on 37 carries with five scores, including a 68-yarder, against Iowa State ... To honor former Heisman Trophy winner Doak Walker, Williams chose to wear uniform No. 37 on October 10, 1998 against Oklahoma at the Cotton Bowl ... Williams rushed for 139 yards and two touchdowns on 31 carries in the Longhorns' 34-3 victory over the Sooners ... Ran for 1,893 yards and 25 touchdowns on 279 attempts and had 20 receptions for 150 yards as a junior in 1997 ... Was a consensus All-America and All-Big 12 Conference first-team choice ... Was the winner of the Doak Walker Award ... Finished fifth in voting for Heisman Trophy ... Was the Big 12 Offensive Player of the Year ... Led the nation in rushing (172.1 yards per game), and scoring (13.8 points per game) ... Ranked second in the country with an average of 185.7 all-purpose yards per game ... Rushing total set the school's single-season mark formerly held by Earl Campbell (1,744 yards in 1977) ... Attained the 1,000-yard rushing mark on just his 168th carry, reaching that plateau faster than any back in Longhorn history ... Rushed for 200 or more yards in a game on six occasions ... Compiled 1,272 yards rushing and 12 touchdowns on 205 carries, and caught 25 passes for 291 yards and a pair of scores in 1996 ... Was a first-team All-Big 12 Conference pick ... As a freshman in 1995, rushed for 990 yards and eight touchdowns on 166 carries and tallied 16 receptions for 224 yards ... Broke Earl Campbell's Texas freshman rushing record (928 yards in 1974) ... Was an All-Southwest Conference second-team pick ... Shared SWC Offensive Newcomer of the Year honors with teammate Shon Mitchell ... Majored in elementary education.

PERSONAL

Married (Kristin) ... Has two daughters, Marley and Asha, and two sons, Prince and Elijah ... Was a USA Today All-America honorable mention selection and "Best of the West" pick by the Long Beach Press-Telegram as a senior at Patrick Henry High School in San Diego, Calif ... Was named the Offensive Player of the Year by the San Diego Union-Tribune as a senior, as he rushed for 2,099 yards and 25 TDs, en route to adding All-State accolades ... Also played linebacker ... Concluded his prep career with 4,129 yards and 55 TDs ... Was an All-State and All-League pick as an outfielder in baseball ... Batted .340 with 26 stolen bases as a senior and .333 with 31 stolen bases as a junior ... Wrestled in the heavyweight division and also ran track, where he qualified for the state finals in the 400-meter relays ... Following high school, was selected in the eighth round of the 1995 draft as an outfielder by the Philadelphia Phillies ... Taken in the 1998 Rule V Draft by the Montreal Expos, who then sold his rights to the Texas Rangers ... Played four years (1995-98) at the Class A level in the Phillies' minor league system ... At the University of Texas, earned academic accolades from the Big 12 Commissioner's Office and Texas Athletic Director's Honor Roll ... Was a member of the American Football Coaches Association "Good Works" Team ... Has a twin sister, Cassie, who graduated from Texas in May 2000 ... During the 2003 offseason, had a small role in the Farrelly brothers movie "Stuck on You," which was filmed in Miami ... Has recently hosted numerous events for the Ricky Williams Foundation, including an Easter meal giveaway at Sun Life Stadium ... Part of the "All-Community Team" in which he donates 20 tickets for every home game to various South Florida charities ... Worked with the Cooperative Feeding program ... Visited Sunland Park Elementary and participated in the Kids and Fins Publix Shopping Spree ... Hosted a luncheon on Veteran's Day to support the Wounded Warrior Project ... Helped deliver furniture to a family selected by Miami-Dade schools in Homestead as part of the team's Rooms To Go program ... Helped build a Habitat for Humanity home in Homestead, Fla ... In 2005 was a co-winner of the Dolphins Chapter PFWA "Good Guy Award" for his cooperation with the media ... Enjoys photography and yoga in spare time ... Full name is Errick Lynne Williams, born May 21, 1977 in San Diego, Calif.

RICKY WILLIAMS' NFL REGULAR SEASON STATISTICS

YEAR	TEAM	GP	GS	RUSHING					RECEIVING				
				ATT.	YDS.	AVG.	LG	TD	NO.	YDS.	AVG.	LG	TD
1999	New Orleans	12	12	253	884	3.5	25	2	28	172	6.1	29	0
2000	New Orleans	10	10	248	1000	4.0	26t	8	44	409	9.3	24	1
2001	New Orleans	16	16	313	1245	4.0	46	6	60	511	8.5	42	1
2002	Miami	16	16	383	1853	4.8	63t	16	47	363	7.7	52	1
2003	Miami	16	16	392	1372	3.5	45	9	50	351	7.0	59	1
2004	Miami	RESERVE/RETIRED											
2005	Miami	12	3	168	743	4.4	35	6	17	93	5.5	19	0
2006	Toronto (CFL)	11	11	109	526	4.8	31	2	19	127	6.7	15	0
2007	Miami	1	0	6	15	2.5	6	0	0	0	—	—	0
2008	Miami	16	3	160	659	4.1	51t	4	29	219	7.6	47	1
2009	Miami	16	7	241	1121	4.7	68t	11	35	264	7.5	59	2
NFL CAREER		115	83	2164	8892	4.1	68t	62	310	2382	7.7	59	7
MIAMI TOTALS		77	45	1350	5763	4.3	68	46	178	1290	7.2	59	5
PRO TOTALS (W/CFL)		126	94	2273	9418	4.1	68t	64	329	2509	7.6	59	5

RICKY WILLIAMS' NFL PLAYOFF STATISTICS

YEAR	TEAM	GP	GS	RUSHING					RECEIVING				
				ATT.	YDS.	AVG.	LG	TD	NO.	YDS.	AVG.	LG	TD
2000	New Orleans	1	0	6	14	2.3	7	0	1	2	2.0	2	0
2008	Miami	1	0	4	17	4.3	7	0	1	8	8.0	8	0
PLAYOFF TOTALS		2	0	10	31	3.1	7	0	2	10	5.0	8	0

ADDITIONAL STATS

Passing: 0-1 in 1999; 1-1, 34 yards in 2000; (Miami) 1 sack for 0 yards in 2008; 0 for 1, 1 INT in 2009 for total of 1-3 for 34 yards, 1 INT, 1 sack for 0 yards

Tackles: 3 in 2000, 8 in 2001, (Miami) 2 in 2002, 4 in 2003, 2 in 2008, 1 in 2009 for a total of 20

Miscellaneous Fumble Recoveries: 1 in 2008, 2 in 2009 for total of 3

Forced Fumbles: 1 in 2001

SINGLE-GAME HIGHS

Rushing Yards:

228 at Buffalo, 12/1/02
 216 vs. Chicago, 12/9/02
 185 at New England, 12/29/02
 179 vs. Cleveland, 10/31/99
 172 vs. Tennessee, 12/24/05

Rush Attempts:

42 vs. Buffalo, 9/21/03
 40 vs. Cleveland, 10/31/99
 38 vs. Carolina, 10/15/00
 36 vs. New England, 10/6/02
 36 vs. Baltimore, 11/16/03

Rushing TDs:

3 at Atlanta, 10/22/00
 3 vs. New Orleans, 10/25/09
 2 11 times (last: at Carlona, 11/19/09)

Long Runs:

68t vs. New Orleans, 10/25/09
 63t vs. Chicago, 12/9/02
 55t at Buffalo, 12/1/02
 53t vs. N.Y. Jets, 9/22/02
 51t vs. Seattle, 11/9/08

Receptions:

9 at Arizona, 10/29/00
 9 vs. Atlanta, 10/21/01
 7 vs. Philadelphia, 9/24/00
 7 at Kansas City, 9/29/02
 6 four times (last: at Kansas City, 12/21/08)

Receiving Yards:	92	at Arizona, 10/29/00
	72	vs. Carolina, 12/2/01
	72	vs. N.Y. Jets, 12/28/03
	70	vs. N.Y. Jets, 10/12/09
	65	vs. Atlanta, 10/21/01
TD Receptions:	1	seven times (last: at Carolina, 11/19/09)
Long Receptions:	59	vs. N.Y. Jets, 12/28/03
	59	vs. N.Y. Jets, 10/12/09
	52	at Indianapolis, 9/15/02
	47	vs. Buffalo, 10/26/08
	42	vs. Carolina, 12/2/01
	41	at N.Y. Giants, 9/30/01
Total Yards From Scrimmage:	235	at Buffalo, 12/1/02
	216	vs. Chicago, 12/9/02
	193	at Atlanta, 10/22/00
	192	at New England, 12/29/02
	187	vs. Cleveland, 10/31/99
Total TDs:	3	at Atlanta, 10/22/00 (3 rush)
	3	vs. New Orleans, 10/25/09 (3 rush)
	3	at Carolina, 11/19/09 (2 rush, 1 pass)

100-YARD RUSHING GAMES (32)

DATE	OPPONENT	NO.	YDS.	AVG.	LG	TD
10/24/99	at N.Y. Giants	24	111	4.6	25	0
10/31/99	Cleveland	40	179	4.5	19	0
9/17/00	at Seattle	23	107	4.7	15	0
9/24/00	Philadelphia	20	103	5.2	22	0
10/8/00	at Chicago	30	128	4.3	15	1
10/15/00	Carolina	38	144	3.8	18	2
10/22/00	at Atlanta*	29	156	5.4	26t	3
10/7/01	Minnesota	30	136	4.5	17	1
10/14/01	at Carolina	31	147	4.7	46	1
11/11/01	at San Francisco	24	121	5.0	18	0
11/18/01	Indianapolis	28	120	4.3	16	1
12/2/01	Carolina	27	102	3.8	15	0
9/8/02	Detroit	20	111	5.6	37	2
9/15/02	at Indianapolis	24	132	5.5	19	0
9/22/02	N.Y. Jets*	24	151	6.3	53t	1
10/6/02	New England	36	105	2.9	12	0
11/17/02	Baltimore	26	102	3.9	18	2
11/24/02	San Diego	29	143	4.9	19	2
12/1/02	at Buffalo#	27	228	8.4	55t	2
12/9/02	Chicago*	31	216	7.0	63t	2
12/15/02	Oakland	27	101	3.7	16	0
12/29/02	at New England*	31	185	6.0	30	2
9/14/03	at N.Y. Jets	34	125	3.7	22	1
9/21/03	Buffalo*	42	153	3.6	21	1
11/16/03	Baltimore	36	105	2.9	16	0
11/23/03	Washington	23	107	4.7	24t	2
11/27/03	at Dallas	31	104	3.4	15	0
12/15/03	Philadelphia	18	107	5.9	45	1
12/21/03	at Buffalo	29	111	3.8	22	0
12/24/05	Tennessee*	26	172	6.6	35	1
1/1/06	at New England	28	108	3.9	9	1
11/9/08	Seattle	12	105	8.8	51t	1
11/15/09	Tampa Bay	20	102	5.1	27	0
11/19/09	at Carolina	22	119	5.4	46t	2
11/29/09	at Buffalo	27	115	4.3	11	1
12/13/09	at Jacksonville	28	108	3.9	12	1

* Indicates game with 100 yards rushing in one half.

Indicates game with 100 yards rushing in both halves.

1999 GAME-BY-GAME STATISTICS (New Orleans)

DATE	OPPONENT	P/S	RUSHING				RECEIVING				W/L	SCORE
			ATT.	YDS.	LG	TD	NO.	YDS.	LG	TD		
9/12	CAROLINA	S	10	40	8	0	0	0	0	0	W	19-10
9/19	at San Francisco	S	22	80	15	0	3	5	8	0	L	21-28
10/03	at Chicago	S	21	84	19	0	1	10	10	0	L	10-14
10/10	ATLANTA	S	19	53	24	0	3	16	7	0	L	17-20
10/17	TENNESSEE	S	17	35	7	0	0	0	0	0	L	21-24
10/24	at N.Y. Giants	S	24	111	25	0	1	-9	-9	0	L	3-31
10/31	CLEVELAND	S	40	179	19	0	3	8	4	0	L	16-21
11/7	TAMPA BAY	S	14	41	14	0	4	22	9	0	L	16-31
11/14	SAN FRANCISCO	S	30	99	13	0	3	57	29	0	W	24-6
11/21	at Jacksonville	S	19	94	20	2	2	27	14	0	L	23-41
11/28	at St. Louis			INACTIVE							L	12-43
12/5	at Atlanta			DID NOT PLAY							L	12-35
12/12	ST. LOUIS			INACTIVE							L	14-30
12/19	at Baltimore			INACTIVE							L	8-31
12/24	DALLAS	S	23	61	17	0	3	31	14	0	W	31-24
1/2/00	at Carolina	S	14	7	7	0	5	5	10	0	L	13-45
1999 TOTALS		12-12	253	884	25	2	28	172	29	0	3-13	

2000 GAME-BY-GAME STATISTICS (New Orleans)

DATE	OPPONENT	P/S	RUSHING				RECEIVING				W/L	SCORE
			ATT.	YDS.	LG	TD	NO.	YDS.	LG	TD		
9/3	DETROIT	S	20	84	19	0	4	29	17	0	L	10-14
9/10	at San Diego	S	24	50	13	0	4	27	13t	1	W	28-27
9/17	at Seattle	S	23	107	15	0	5	35	12	0	L	10-20
9/24	PHILADELPHIA	S	20	103	22	0	7	52	21	0	L	7-21
10/8	at Chicago	S	30	128	15	1	4	57	18	0	W	31-10
10/15	CAROLINA	S	38	144	18	2	3	35	19	0	W	24-6
10/22	at Atlanta	S	29	156	26t	3	4	37	13	0	W	21-19
10/29	at Arizona	S	21	54	11	1	9	92	19	0	W	21-10
11/5	SAN FRANCISCO	S	27	81	10	1	2	17	15	0	W	31-15
11/12	at Carolina	S	16	93	19	0	2	28	24	0	W	20-10
11/19	OAKLAND			INACTIVE							L	22-31
11/26	at St. Louis			INACTIVE							W	31-24
12/3	DENVER			INACTIVE							L	23-38
12/10	at San Francisco			INACTIVE							W	31-27
12/17	ATLANTA			INACTIVE							W	23-7
12/24	ST. LOUIS			INACTIVE							L	21-26
12/30	ST. LOUIS#			INACTIVE							W	31-28
1/6/01	at Minnesota#	P	6	14	7	0	1	2	2	0	L	16-34
2000 TOTALS		10-10	248	1000	26t	8	44	409	24	1	10-6	
PLAYOFF TOTALS		1-0	6	14	7	0	1	2	2	0	1-1	

2001 GAME-BY-GAME STATISTICS (New Orleans)

DATE	OPPONENT	P/S	RUSHING				RECEIVING				W/L	SCORE
			ATT.	YDS.	LG	TD	NO.	YDS.	LG	TD		
9/9	at Buffalo	S	18	93	21	0	1	19	19t	1	W	24-6
9/30	at N.Y. Giants	S	16	53	16	0	4	49	41	0	L	13-21
10/7	Minnesota	S	30	136	17	1	5	42	16	0	W	28-15
10/14	at Carolina	S	31	147	46	1	4	31	24	0	W	27-25
10/21	ATLANTA	S	21	51	12	0	9	65	20	0	L	13-20
10/28	at St. Louis	S	17	77	19	0	4	19	18	0	W	34-31
11/4	N.Y. JETS	S	19	58	16	1	1	6	6	0	L	9-16
11/11	at San Francisco	S	24	121	18	0	3	52	34	0	L	27-28
11/18	INDIANAPOLIS	S	28	120	16	1	4	48	21	0	W	34-20
11/25	at New England	S	15	56	14	1	3	39	18	0	L	17-34
12/02	CAROLINA	S	27	102	15	0	4	72	42	0	W	27-23
12/9	at Atlanta	S	15	41	18	1	5	42	13	0	W	28-10
12/17	ST. LOUIS	S	14	57	16	0	4	13	9	0	L	21-34

2001 GAME-BY-GAME STATISTICS (New Orleans)

DATE	OPPONENT	P/S	RUSHING				RECEIVING				W/L	SCORE
			ATT.	YDS.	LG	TD	NO.	YDS.	LG	TD		
12/23	at Tampa Bay	S	10	26	9	0	4	15	5	0	L	21-48
12/30	WASHINGTON	S	17	74	9	0	1	7	7	0	L	10-40
1/6/02	SAN FRANCISCO	S	11	33	14	0	4	-8	4	0	L	0-38
2001 TOTALS		16-16	313	1245	46	6	60	511	42	1	7-9	

2002 GAME-BY-GAME STATISTICS

DATE	OPPONENT	P/S	RUSHING				RECEIVING				W/L	SCORE
			ATT.	YDS.	LG	TD	NO.	YDS.	LG	TD		
9/8	DETROIT	S	20	111	37	2	0	0	0	0	W	49-21
9/15	at Indianapolis	S	24	132	19	0	2	62	52	1	W	21-13
9/22	N.Y. JETS	S	24	151	53t	1	2	23	13	0	W	30-3
9/29	at Kansas City	S	14	66	30	1	7	60	29	0	L	30-48
10/6	NEW ENGLAND	S	36	105	12	0	1	2	2	0	W	26-13
10/13	at Denver	S	20	49	10t	2	4	30	16	0	W	24-22
10/20	BUFFALO	S	25	97	14	0	1	22	22	0	L	10-23
11/4	at Green Bay	S	14	47	13	0	4	23	10	0	L	10-24
11/10	at N.Y. Jets	S	20	53	17	0	5	36	10	0	L	10-13
11/17	BALTIMORE	S	26	102	18	2	5	28	8	0	W	26-7
11/24	SAN DIEGO	S	29	143	19	2	2	8	12	0	W	30-3
12/1	at Buffalo	S	27	228	55t	2	4	7	7	0	L	21-38
12/9	CHICAGO	S	31	216	63t	2	0	0	0	0	W	27-9
12/15	OAKLAND	S	27	101	16	0	5	39	14	0	W	23-17
12/21	at Minnesota	S	15	67	17	0	3	16	9	0	L	17-20
12/29	at New England	S	31	185	30	2	2	7	8	0	L	24-27
2002 TOTALS		16-16	383	1853	63t	16	47	363	52	1	9-7	

2003 GAME-BY-GAME STATISTICS

DATE	OPPONENT	P/S	RUSHING				RECEIVING				W/L	SCORE
			ATT.	YDS.	LG	TD	NO.	YDS.	LG	TD		
9/7	HOUSTON	S	17	69	16	0	5	60	35t	1	L	20-21
9/14	at N.Y. Jets	S	34	125	22	1	4	37	21	0	W	21-10
9/21	BUFFALO	S	42	153	21	1	3	-4	2	0	W	17-7
10/5	at N.Y. Giants	S	22	39	9	1	2	20	11	0	W	23-10
10/12	at Jacksonville	S	19	75	28	1	0	0	0	0	W	24-10
10/19	NEW ENGLAND	S	27	94	18	0	2	9	7	0	L	13-19
10/27	at San Diego	S	23	69	18	0	5	26	11	0	W	26-10
11/2	INDIANAPOLIS	S	13	36	6	1	4	23	15	0	L	17-23
11/9	at Tennessee	S	13	37	15	0	6	22	8	0	L	7-31
11/16	BALTIMORE	S	36	105	16	0	3	24	9	0	W	9-6
11/23	WASHINGTON	S	23	107	24t	2	2	10	6	0	W	24-23
11/27	at Dallas	S	31	104	15	0	4	41	18	0	W	40-21
12/7	at New England	S	25	68	15	0	1	5	5	0	L	0-12
12/15	PHILADELPHIA	S	18	107	45	1	2	1	6	0	L	27-34
12/21	at Buffalo	S	29	111	22	0	3	5	5	0	W	20-3
12/28	N.Y. JETS	S	20	73	16t	1	4	72	59	0	W	23-21
2003 TOTALS		16-16	392	1372	45	9	50	351	59	1	10-6	

2005 GAME-BY-GAME STATISTICS

DATE	OPPONENT	P/S	RUSHING				RECEIVING				W/L	SCORE
			ATT.	YDS.	LG	TD	NO.	YDS.	LG	TD		
9/11	DENVER		SUSPENDED								W	31-10
9/18	at New York Jets		SUSPENDED								L	7-17
9/25	CAROLINA		SUSPENDED								W	27-24
10/9	at Buffalo		SUSPENDED								L	14-20
10/16	at Tampa Bay	S	5	8	4	0	6	22	6	0	L	13-27
10/21	KANSAS CITY	P	6	-1	4	0	0	0	0	0	L	20-30

2005 GAME-BY-GAME STATISTICS

DATE	OPPONENT	P/S	RUSHING				RECEIVING				W/L	SCORE
			ATT.	YDS.	LG	TD	NO.	YDS.	LG	TD		
10/30	at New Orleans	P	17	82	16	0	0	0	0	0	W	21-6
11/6	ATLANTA	P	10	52	23t	1	0	0	0	0	L	10-17
11/13	NEW ENGLAND	P	11	13	5	0	1	19	19	0	L	16-23
11/20	at Cleveland	P	13	83	14	0	0	0	0	0	L	0-22
11/27	at Oakland	P	16	82	34t	1	2	13	8	0	W	33-21
12/4	BUFFALO	P	11	46	11	1	6	32	15	0	W	24-23
12/11	at San Diego	P	11	28	7	0	0	0	0	0	W	23-21
12/18	NEW YORK JETS	P	14	70	23t	1	1	4	4	0	W	24-20
12/24	TENNESSEE	S	26	172	35	1	1	3	3	0	W	24-10
1/1/06	at New England	S	28	108	9	1	0	0	0	0	W	28-26
2005 TOTALS		12-3	168	743	35	6	17	93	19	0	9-7	

2007 GAME-BY-GAME STATISTICS

DATE	OPPONENT	P/S	RUSHING				RECEIVING				W/L	SCORE
			ATT.	YDS.	LG	TD	NO.	YDS.	LG	TD		
9/9	at Washington		SUSPENDED								L	13-16*
9/16	DALLAS		SUSPENDED								L	20-37
9/23	at New York Jets		SUSPENDED								L	28-31
9/30	OAKLAND		SUSPENDED								L	17-35
10/7	at Houston		SUSPENDED								L	19-22
10/14	at Cleveland		SUSPENDED								L	31-41
10/21	NEW ENGLAND		SUSPENDED								L	28-49
10/28	NEW YORK GIANTS		SUSPENDED								L	10-13
11/11	BUFFALO		SUSPENDED								L	10-13
11/18	at Philadelphia		SUSPENDED								L	7-17
11/26	at Pittsburgh	P	6	15	6	0	0	0	-	0	L	0-3
12/2	NEW YORK JETS		INJURED RESERVE								L	13-40
12/9	at Buffalo		INJURED RESERVE								L	17-38
12/16	BALTIMORE		INJURED RESERVE								W	22-16*
12/23	at New England		INJURED RESERVE								L	7-28
12/30	CINCINNATI		INJURED RESERVE								L	25-38
2007 TOTALS		1-0	6	15	6	0	0	0	-	0	1-15	

2008 GAME-BY-GAME STATISTICS

DATE	OPPONENT	P/S	RUSHING				RECEIVING				W/L	SCORE
			ATT.	YDS.	LG	TD	NO.	YDS.	LG	TD		
9/7	NEW YORK JETS	S	10	24	6	0	4	15	15	0	L	14-20
9/14	at Arizona	S	11	28	8	0	1	1	1	0	L	10-31
9/21	at New England	P	16	98	28	0	2	21	12	0	W	38-13
10/5	SAN DIEGO	P	12	39	11	0	1	0	0	0	W	17-10
10/12	at Houston	P	11	46	10	1	2	4	3	0	L	28-29
10/19	BALTIMORE	P	4	16	8	0	0	0	0	0	L	13-27
10/26	BUFFALO	P	7	16	5	1	2	43	47	0	W	25-16
11/2	at Denver	P	6	16	4	0	1	23	23	0	W	26-17
11/9	SEATTLE	P	12	105	51t	1	2	21	12	0	W	21-19
11/16	OAKLAND	S	13	49	12	0	2	6	11	0	W	17-15
11/23	NEW ENGLAND	P	6	21	13	0	2	19	13t	1	L	28-48
11/30	at St. Louis	P	12	54	10	0	0	0	0	0	W	16-12
12/7	at Buffalo	P	11	40	22	0	2	2	3	0	W	16-3
12/14	SAN FRANCISCO	P	7	23	8	0	1	11	11	0	W	14-9
12/21	at Kansas City	P	12	34	13	1	6	50	14	0	W	38-31
12/28	at New York Jets	P	10	50	0	1	1	3	3	0	W	24-17
1/4	BALTIMORE#	P	4	17	7	0	1	8	8	0	L	9-27
2008 TOTALS		16-3	160	659	51t	4	29	219	47	1	11-5	
PLAYOFF TOTALS		1-0	4	17	7	0	1	8	8	0	0-1	

2009 GAME-BY-GAME STATISTICS

DATE	OPPONENT	P/S	RUSHING				RECEIVING				W/L	SCORE
			ATT.	YDS.	LG	TD	NO.	YDS.	LG	TD		
9/13	at Atlanta	P	7	39	14	0	2	19	10	1	L	7-19
9/21	INDIANAPOLIS	P	19	69	15	0	1	3	3	0	L	23-27
9/27	at San Diego	P	8	55	14	1	4	29	11	0	L	13-23
10/4	BUFFALO	P	16	85	28	1	1	11	11	0	W	38-10
10/12	NEW YORK JETS	P	11	68	18	0	3	70	59	0	W	31-27
10/25	NEW ORLEANS	P	9	80	68	3	2	12	7	0	L	34-46
11/1	at New York Jets	P	8	27	11	0	2	41	28	0	W	30-25
11/8	at New England	P	7	33	15	1	1	3	3	0	L	17-27
11/15	TAMPA BAY	P	20	102	27	0	2	5	3	0	W	25-23
11/19	at Carolina	S	22	119	46	2	2	19	14	1	W	24-17
11/29	at Buffalo	S	27	115	11	1	0	0	0	0	L	14-31
12/6	NEW ENGLAND	S	18	75	11	0	2	6	6	0	W	22-21
12/13	at Jacksonville	S	28	108	12	1	2	7	5	0	W	14-10
12/20	at Tennessee	S	19	80	15	1	3	9	8	0	L	24-27*
12/27	HOUSTON	S	10	35	11	0	5	26	10	0	L	20-27
1/3	PITTSBURGH	S	12	31	16	0	3	4	8	0	L	24-30
2009 TOTALS			16-7	241	1121	27	11	35	264	59	2	7-9

* - overtime game

- playoff game

2010 DRAFT CHOICES

RD.	NO.	NAME	POS.	HT.	WT.	BIRTH-DATE	COLLEGE
1	28	Jared Odrick	DE	6-5	304	12/31/87	Penn State
2	40	Koa Misi	LB	6-2	245	1/17/87	Utah
3	73	John Jerry	G	6-5	328	6/14/86	Mississippi
4	119	A.J. Edds	LB	6-4	246	9/18/87	Iowa
5a	145	Nolan Carroll	CB	5-11	204	1/18/87	Maryland
5b	163	Reshad Jones	S	6-1	214	2/25/88	Georgia
7a	212	Chris McCoy	LB	6-2	245	11/25/86	Middle Tennessee
7b	252	Austin Spitzer	LB	6-3	234	10/26/86	Ohio State



NOLAN CARROLL

CORNERBACK

28

HEIGHT: 5-11
WEIGHT: 204
BORN: 1/18/87
COLLEGE: Maryland '10
DRAFT: 5a, 145



COLLEGE

Played in 38 career games, including six starts . . . Started two games as a senior in 2009 before suffering a broken leg . . . One of four team captains and member of the Terps' leadership council . . . Recorded ten tackles and a pass defended . . . Posted a career-high seven tackles against James Madison (9/12) before breaking his right tibia which forced him to miss the rest of the season . . . Played in 10 games,

including four starts at cornerback, as a junior in 2008 . . . Recorded a career-high 37 tackles (20 solo) and ranked second on the team with eight passes broken up . . . Played in the first three games then missed three due to an ankle injury . . . Earned his first career start against North Carolina State (10/25) . . . Contributed a career-best seven tackles at Virginia Tech (11/6) . . . Played in all 13 games as a reserve cornerback and special-teams performer as a sophomore in 2007 . . . Moved from wide receiver to cornerback prior to the season . . . Recorded 14 tackles (seven solo) . . . Added five kickoff returns for 84 yards (16.8 avg.) with a long of 23 yards . . . Hd seven special teams tackles . . . Saw significant action at corner against North Carolina (11/3) and had a season-best three solo tackles . . . Played in all 13 games as a reserve wideout and on special teams as a redshirt freshman in 2006 . . . Recorded five kickoff returns for 60 yards . . . Saw first career action in the season opener against William & Mary (9/2) . . . played vs. West Virginia (9/14) and returned two kickoffs for 12 yards . . . Saw extensive action at wideout against Boston College (11/18), but did not catch a pass . . . Redshirted as a true freshman in 2005 . . . Named offensive scout team player of the week for his work in practice leading up to the Florida State game (10/29) . . . Holds B.S. in family science.

PERSONAL

Attended Clay High School in Green Cove Spring, Fla . . . Three-year starter at wide receiver . . . Team won district titles during his last two seasons. . . Also lettered in soccer and track. . . Parents are Jennifer and Nolan Carroll . . . Father earned the rank of Senior Master Sergeant in the Air Force and mother was a Lt. Commander in the Navy . . . Mother is currently a Florida state representative . . . Aunt works for the NSA at Fort Meade . . . Growing up, his favorite sports team was the Miami Dolphins . . . Lists "Big Trouble in Little China" as favorite movie, "Malcolm in the Middle" as favorite television show, "The Five People You Meet in Heaven" as favorite book and Yo Gotti as favorite recording artist . . . Spoke at the Broward County Juvenile Detention Center . . . Part of the Ross Field naming and youth clinic at Miami Beach High School . . . Full name is Nolan Alexander Carroll, born January 18, 1987, in Jacksonville, Fla.

NOLAN CARROLL'S COLLEGE STATISTICS


YEAR	SCHOOL	GP	GS	TACKLES					INTERCEPTIONS					FUMBLES				
				TOT	SOLO	ASST	SK	YDS	NO	YDS	LG	TD	PD	FF	FR	YDS		
REDSHIRTED																		
2005	Maryland			0	0	0	0.0	0.0	0	0	0	0	0	0	0	0	0	0
2006	Maryland	13	0	14	7	7	0.0	0.0	0	0	0	0	0	0	0	0	0	0
2007	Maryland	13	0	37	20	17	0.0	0.0	0	0	0	0	8	0	0	0	0	0
2008	Maryland	10	4	10	4	6	0.0	0.0	0	0	0	0	1	0	0	0	0	0
2009	Maryland	2	2	61	31	30	0.0	0.0	0	0	0	0	9	0	0	0	0	0
COLLEGE TOTALS		38	6						0	0	0	0	9	0	0	0	0	0

ADDITIONAL STATISTICS

Kickoff Returns: 5 for 60 yards, 12.0 avg., long of 18 in 2006; 5 for 84 yards, 16.8 avg., long of 23 in 2007 for total of 10 for 144 yards, 14.4 avg., long of 23

DOLPHINS POST 28 ALL-TIME SHUTOUTS

The Miami Dolphins have held an opponent scoreless 28 times (25 times in the regular season and three in the playoffs) in the history of the franchise, including a high of seven shutouts of the Baltimore/Indianapolis Colts. Miami has recorded 19 shutouts at home and nine on the road. Their most recent shutout occurred in a 21-0 decision over New England on December 10, 2006 at Dolphin Stadium. The Dolphins have been held scoreless a total of 18 times (17 regular season, 1 playoff), including three times by the New England Patriots and Buffalo Bills, and twice each by the Baltimore/Indianapolis Colts, Cleveland Browns and Kansas City Chiefs. Miami has been shut out four times at home and 14 times on the road, having most recently been blanked by the Pittsburgh Steelers, 3-0, on November 26, 2007 at Heinz Field.



A.J. EDDS

LINEBACKER

49

HEIGHT: 6-4
WEIGHT: 246
BORN: 9/18/87
COLLEGE: Iowa '10
DRAFT: 4, 119



COLLEGE

Four-year letterman and three-year starter (2007-09) at Iowa . . . Played in 47 games with 39 starts, including his final 38 at strong-side linebacker . . . Was a three-time member of Iowa's leadership group . . . Posted career totals of 226 tackles, 2.5 sacks, 13.0 stops for losses and seven interceptions for 67 yards in returns . . . Registered a safety and deflected twelve passes and also caused two fumbles and recovered three others . . . Started all 13 games at strong-side outside linebacker as a senior in 2009 . . . Member of the team's Leadership Group and selected defensive captain . . . Named as a second-team All-Big Ten Conference selection and added Academic All-Big Ten honors for the third consecutive season . . . Helped the team rank tenth in the nation in total defense (276.54 ypg), eighth in scoring defense (15.38 ppg) and fifth in the conference in rush defense (123.62 ypg) . . . Recorded 78 tackles (25 solos), including an assisted sack and 4.5 stops for losses . . . Ranked fourth in the conference and with a career-best five interceptions for 29 yards in returns and also deflected four passes . . . Added four tackles on special teams . . . Made eight third-down plays against the run and had ten of his tackles inside the red zone, including four on goalline plays . . . Started all 13 games at strong-side linebacker as a junior in 2008 . . . Named as an honorable mention All-Big Ten Conference selection and a first-team Academic All-Big Ten pick . . . Member of the team's Leadership Group . . . Recorded 59 tackles, two sacks and 4.5 stops for losses and a safety . . . Also caused a fumble and recovered two others . . . Deflected four passes and intercepted another for a 38-yard return . . . Part of a squad that ranked fifth in the nation in scoring defense (13.00 ppg), 12th in total defense (291.31 ypg) and ninth in rush defense (94.00 ypg) . . . Played and started in 12 games at strong-side linebacker as a sophomore in 2007 . . . Named as an Academic All-Big Ten Conference choice and was one of three sophomores named to the team's Leadership Group. . . Finished second on the team with a career-high 80 tackles, including 3.5 stops and also recovered a fumble . . . Intercepted one pass and deflected four others . . . Played in nine games with one start as a freshman in 2006 . . . Shifted from tight end to weak-side outside linebacker in fall camp . . . Named as an honorable mention Freshman All-American and a first-team Freshman All-Big Ten Conference selection by The Sporting News . . . Recorded nine tackles and caused one fumble . . . Had a season-best five tackles against Purdue . . . Holds degree in business.

PERSONAL

Attended Greenwood (Ind.) Community High School . . . Lettered in football, basketball and track . . . Two-time team captain . . . Led the squad to the conference championships in 2003 and 2005 . . . Was a finalist for Indiana's Mr. Football, a four-time first-team All-Conference and two-time team MVP . . . Started all four seasons as a linebacker and long snapper . . . Totaled 390 career tackles and 12 interceptions . . . Holds school records for tackles in a game (23), solo tackles in a game (17) and in a season (73) . . . Also performed as a tight end in each of his final three seasons. . . Recorded 55 catches for 940 yards and 13 touchdowns in his career . . . Named National Football Foundation Scholar-Athlete for Central Indiana and an Academic All-State choice as a senior . . . Produced 25 receptions for 348 yards and four touchdowns, along with 147 tackles and an interception as a senior . . . Had 26 receptions for 544 yards and four touchdowns as a junior . . . Spoke at the Broward County Juvenile Detention Center . . . Participated in the Miami Dolphins Foundation's golf and fishing tournaments . . . Hobbies include history and fishing . . . Lists "Top Gun", "Troy" and "Gladiator" as favorite movies, "Entourage" as favorite television show, "Lone Survivor" as favorite book and Incubus as favorite musical group . . . Full name is A.J. James Eds, born September 18, 1987, in Marion, Ind.

A.J. EDDS' COLLEGE STATISTICS

YEAR	SCHOOL	GP	GS	TACKLES					INTERCEPTIONS					FUMBLES		
				TOT	SOLO	ASST	SK	YDS	NO	YDS	LG	TD	PD	FF	FR	YDS
2006	Iowa	9	1	9	4	5	0.0	0.0	0	0	0	0	0	1	1	0
2007	Iowa	12	12	80	29	51	0.0	0.0	1	0	0	0	4	0	0	0
2008	Iowa	13	13	59	18	41	2.0	15.0	1	38	38	0	4	1	2	0
2009	Iowa	13	13	78	25	53	0.5	1.0	5	29	14	0	4	0	0	0
COLLEGE TOTALS		47	39	226	76	150	2.5	16.0	7	67	38	0	12	2	3	0

ADDITIONAL STATISTICS

Tackles For Loss: 0.5 for 0 yards in 2006; 3.5 for 5 yards in 2007; 4.5 for 19 yards in 2008; 4.5 for 8 yards in 2009 for total of 13 for 32.0 yards



JOHN JERRY

GUARD

74




HEIGHT: 6-5
WEIGHT: 328
BORN: 6/14/86
COLLEGE: Mississippi '10
DRAFT: 3, 73

COLLEGE

Four-year starter at Mississippi . . . Played in 49 career games with 46 starts . . . Recorded 323 knockdowns with 34 touchdown-resulting blocks as a starter, blocking for a 1,000-yard rusher in each of the 2006, '07 and '09 seasons . . . In his final two campaigns, he allowed just six quarterback sacks and eight pressures on 717 pass plays . . . Started 12 games as a senior . . . Started the first eight games at right offensive tackle and the final four contests at right offensive guard . . . Named as a team co-captain . . . Earned second-team All-American and first-team All-Southeastern Conference honors . . . Was penalized just once and on 377 pass plays . . . Helped Dexter McCluster post the second-highest rushing total in school history with 1,169 yards . . . Started all 13 games at right offensive tackle as a junior in 2008 . . . Named as a second-team All-SEC selection . . . Part of a blocking unit that paved the way for Ole Miss to rank second in the SEC in rushing, averaging 186.46 yards per game . . . Helped the offense average 407.62 yards and 32.08 points per game . . . Appeared in twelve games, starting nine contests at right offensive guard, as a sophomore in 2007 . . . Produced 54 knockdowns and six touchdown-resulting blocks . . . Paved the way for tailback BenJarvis Green-Ellis' 1,137 rushing yards, which ranked third on the school's season-record chart . . . Started all 12 games at right offensive guard as a freshman in 2006 . . . Earned first-team Freshman All-American honors . . . Came up with 78 knockdowns and eight touchdown resulting blocks . . . Helped tailback Green-Ellis become the third 1,000-yard runner in Ole Miss history and record four 100-yard rushing games . . . Spent the 2005 season at Hargrave Military Academy . . . Majored in liberal arts.


PERSONAL

Has a son, Shondarrus Holmes . . . Attended South Panola High School in Batesville, Tenn. . . Helped lead the team to a 44-1 record, including state championships in 2003 and 2004, while being runners-up in 2002 . . . Registered 205 tackles and 13 sacks in high school . . . Recorded 88 tackles, including five quarterback sacks, and an interception return for a touchdown as a senior . . . His brother, Peria, was an All-SEC and All-American defensive tackle at Ole Miss (2004-08) and was selected in the first round of the 2009 NFL Draft by the Atlanta Falcons . . . Cousin, Dwayne Rudd, was an All-American linebacker at Alabama (1994-96) and was selected in the first round of the 1997 NFL Draft by Minnesota, playing for the Vikings (1997-2000), Cleveland (2001-02) and Tampa Bay (2003)

... Cousin, Derek Pegues, was an All-Southeastern Conference defensive back at Mississippi State (2005-08) ... Cousins, linebacker Eddie Strong (1998-2002) and running back Toward Sanford (1999-2002) both played at Ole Miss ... Spoke at the Broward County Juvenile Detention Center ... Participated in the Miami Dolphins Foundation Fishing Tournament ... Lists "Friday" as favorite movie, "The Blind Side" as favorite book, "The Fresh Prince of Bel-Air" as favorite television show and Lil Wayne as favorite recording artist ... Full name is John Wayne Jerry, born June 14, 1986, in Memphis, Tenn.

JOHN JERRY'S COLLEGE STATISTICS

GAMES/STARTS: 12/12 in 2006, 12/9 in 2007, 13/13 in 2008, 12/12 in 2009 **COLLEGE TOTALS:** 49/46



RESHAD JONES

SAFETY

35

HEIGHT: 6-1
WEIGHT: 214
BORN: 2/25/88
COLLEGE: Georgia '11
DRAFT: 5b, 163



COLLEGE

Three-year letterman and two-year start at Georgia ... Played in 39 games with 27 starts (14 at strong safety, 13 at free safety) ... Recorded career totals of 206 tackles (129 solos), including 10 stops for losses ... Batted away 13 passes and intercepted 11 other for 174 yards (15.8 avg.) in returns ... Became the eighth player since statistics were kept in 1950 to lead the team in interceptions in consecutive seasons ... Started all 13 games at strong safety as a junior in 2009 ... Named as a second-team All-SEC selection ... Earned the team's Most Improved Player Award for defense ... Ranked second on the team with 73 tackles (44 solo), including 4.5 stops for losses, and added a forced fumble ... Totaled team-high four interceptions for 89 yards in returns ... Also deflected seven passes, with three coming on third down action ... Played in all 13 games with 12 starts as a sophomore in 2008 ... Named second-team Sophomore All-American and added second-team All-SEC honors ... Recipient of the team's Most Improved Defensive Back Award ... Record a career-best 76 tackles (45 solo) that included 2.5 stops for losses ... Also recovered a fumble and deflected three passes ... Led the team and tied for fourth in the conference with five interceptions for 32 yards in returns ... Added 38 yards on a pair of punt returns ... Played in all 13 games with two starts as a redshirt freshman in 2007 ... Named the team's Most Improved Defensive Back ... Recorded 57 tackles (40 solo) with three stops for losses ... Had two interceptions for 53 yards in returns ... Also deflected three passes ... Redshirted as a freshman in 2006 ... Majored in housing.

PERSONAL

Attended Booker T. Washington High School in Atlanta, Ga ... Earned AAAA All-State and Defensive Player of the Year honors from the Atlanta Journal-Constitution and the Georgia Sports Writers Association as a senior ... Recorded 82 tackles and two interceptions on defense while scoring 15 touchdowns as a running back and wide receiver on offense ... Posted 71 tackles and 10 interceptions on defense as a junior ... Also lettered in track and basketball ... Spoke at the Broward County Juvenile Detention Center ... Participated in the Miami Dolphins Foundation Fishing Tournament ... Enjoys bowling, shooting pool and playing video games in free time ... Lists Lil Wayne as favorite recording artist ... Full name is Reshad Monquez Jones, born February 25, 1988, in Atlanta, Ga.

RESHAD JONES' COLLEGE STATISTICS

YEAR	SCHOOL	GP	GS	TACKLES					INTERCEPTIONS					FUMBLES		
				TOT	SOLO	ASST	SK	YDS	NO	YDS	LG	TD	PD	FF	FR	YDS
2006	Georgia			REDSHIRTED												
2007	Georgia	13	2	57	40	17	0.0	0.0	2	53	32	0	3	0	0	0
2008	Georgia	13	12	76	45	31	0.0	0.0	5	32	29	0	3	0	1	0
2009	Georgia	13	13	73	44	29	0.0	0.0	4	89	59	0	7	1	0	0
COLLEGE TOTALS		39	27	206	129	77	0.0	0.0	11	174	59	0	13	1	1	0

ADDITIONAL STATISTICS

Punt Returns: 2 for 38 yards, 19.0 avg., long of 32



CHRIS MCCOY

LINEBACKER

HEIGHT: 6-2
WEIGHT: 245
BORN: 11/25/86
COLLEGE: Middle Tennessee State '10
DRAFT: 7a, 212





48

COLLEGE

Four-letterman at Middle Tennessee State . . . Played in 45 career games with 15 starts . . . Recorded 107 tackles (72 solo) with 11 sacks . . . Played and started all 12 games as a senior in 2009 . . . Recorded 59 tackles and added a team and conference high 20.0 tackles for loss to go along with 7.0 sacks, two fumble recoveries, a blocked kick and three hurries . . . Named Sun Belt Conference Co-Defensive Player of the Year . . . Voted the National Defensive Performer of the Week by College Football Performance Awards as he posted a career game at Maryland with nine tackles, four tackles for loss, a sack, fumble recovery, pass breakup and a blocked field goal . . . Played in all 12 games as a junior in 2008 . . . Recorded 25 tackles, 5.0 tackles for loss, three sacks and recovered two fumbles . . . Voted the most improved defensive lineman in strength and conditioning and most improved overall during the spring . . . Had four tackles, 1.5 sacks, and a fumble recovery against North Texas . . . Played in 10 games with three starts as a sophomore in 2007 . . . Recorded 17 tackles, a pass breakup, a fumble recovery and a forced fumble . . . Had three stops against second-ranked Louisiana State . . . Saw action in 11 games as a redshirt freshman in 2006 . . . Tallied six tackles, a sack and a forced fumble . . . Recorded two tackles, a quarterback sack and a forced fumble against Florida International . . . Redshirted in 2005 . . . Holds degree in liberal studies.

PERSONAL

Lettered in football and basketball at Villa Rica (Ga.) High School . . . Started playing football as a junior . . . Collected 120 tackles and 11 sacks as a senior . . . Was the basketball team's starting center, where he averaged double figures two years in a row . . . Also lettered in track . . . Spoke at the Broward County Juvenile Detention Center . . . Participated in the Miami Dolphins Foundation Golf Tournament . . . Worked with Special Olympics and Habitat for Humanity . . . Growing up, the Chicago Bulls were his favorite team and Michael Jordan was his favorite athlete . . . Lists "Avatar" as favorite movie, "Martin" as favorite television show, and the Bible as favorite book . . . Full name is Christopher Brandon McCoy, born November 25, 1986, Villa Rica, Ga.

CHRIS McCOY'S COLLEGE STATISTICS

YEAR	SCHOOL	GP	GS	TACKLES					INTERCEPTIONS					FUMBLES				
				TOT	SOLO	ASST	SK	YDS	NO	YDS	LG	TD	PD	FF	FR	YDS		
2005	Mid. Tenn. St.			REDSHIRTED														
2006	Mid. Tenn. St.	11	0	6	3	3	1.0	7.0	0	0	0	0	0	0	0	0	0	0
2007	Mid. Tenn. St.	10	3	17	10	7	0.0	0.0	0	0	0	0	1	0	1	0	0	
2008	Mid. Tenn. St.	12	0	25	17	8	3.0	18.0	0	0	0	0	3	0	2	0	0	
2009	Mid. Tenn. St.	12	12	59	42	17	7.0	42.0	0	0	0	0	6	2	2	0	0	
COLLEGE TOTALS		45	15	107	72	35	11.0	67.0	0	0	0	0	10	2	5	0	0	

ADDITIONAL STATISTICS

Tackles For Loss: 1 in 2006, 0.5 in 2007, 5 in 2008, 20 in 2009 for total of 26.5

Blocked Kicks: 1 field goal in 2009



KOA MISI

LINEBACKER

55

HEIGHT: 6-2
WEIGHT: 245
BORN: 1/17/87
COLLEGE: Utah '10
DRAFT: 2, 40




COLLEGE Three-year letterman and starter at Utah . . . Recorded 206 tackles (94 solo) with 10.5 sacks and 26.0 stops for losses . . . His six forced fumbles tied for fourth on the school's career-record list . . . Also recovered three fumbles, returning one 28 yards for a touchdown and deflected eight passes . . . Started 12 games at right defensive end as a senior in 2009 . . . Named first-team All-Mountain West Conference . . . Recorded career-best 71 hits (34 solo) with five sacks, 9.5 stops for losses and caused three fumbles . . . Started all 13 games as a junior in 2008 - 12 games at left defensive end and one game at left defensive tackle . . . Named second-team All-MWC . . . Finished with 68 tackles (31 solo), adding three sacks and 8.5 stops for losses . . . Also caused three fumbles, recovered another and had six pass deflections . . . Played a major part as the Utes ranked 11th in the nation in rush defense (99.15 ypg) . . . Played in all 13 games with starts in the final nine games of the season as a sophomore in 2007 . . . Started two games at nose guard shifting to left defensive tackle for the remainder of the schedule . . . Finished with 67 tackles (29 solo) . . . Credited with 2.5 sacks and eight stops for losses . . . Also deflected two passes . . . Scooped up a fumble and returned it 28 yards for a touchdown vs. New Mexico . . . Attended Santa Rosa Junior College from 2005-06, earning an associates degree in sociology . . . Earned All-Northern California Conference honors while helping the team win the division title and receive a bowl invitation . . . Did not play football in 2005 . . . Majored in sociology.


PERSONAL Attended Montgomery High School in Santa Rosa, Calif . . . Honor Roll student . . . Twice earned All-Conference honors in football . . . Named the league's Defensive Player of the Year as a senior as school went 13-0 and won the league title . . . Also lettered in baseball and basketball . . . Spoke at the Broward County Juvenile Detention Center . . . Participated in the Miami Dolphins Foundation Fishing Tournament . . . His father, Sione, played football for Hawaii . . . Full name is Koa Lisiate Foti Analeseanoa Misi, born January 17, 1987, in Santa Rosa, Calif.

KOA MISI'S COLLEGE STATISTICS

YEAR	SCHOOL	GP	GS	TACKLES					INTERCEPTIONS					FUMBLES		
				TOT	SOLO	ASST	SK	YDS	NO	YDS	LG	TD	PD	FF	FR	YDS
2007	Utah	13	11	67	29	38	2.5	10.0	0	0	0	0	2	0	1	28
2008	Utah	13	13	68	31	37	3.0	18.0	0	0	0	0	6	3	1	0
2009	Utah	12	12	71	34	37	5.0	28.0	0	0	0	0	0	3	0	0
COLLEGE TOTALS		38	36	206	94	112	10.5	56.0	0	0	0	0	8	6	2	28

ADDITIONAL STATISTICS

Tackles For Loss: 8.0 in 2007, 8.5 in 2008, 9.5 in 2009 for total of 26.0
Touchdowns: 1 fumble return for 28 yards in 2007



JARED ODRICK

DEFENSIVE END

98

HEIGHT: 6-5
WEIGHT: 304
BORN: 12/31/87
COLLEGE: Penn State '10
DRAFT: 1, 28



COLLEGE

Four-year letterman and three-year starter at Penn State . . . Recorded career totals of 104 tackles (47 solo) with 14.5 sacks and 25.5 stops for losses . . . Also caused a fumble, blocked two kicks, recorded a safety and deflected five passes . . . Started all 13 games at left defensive tackle as a senior in 2009 . . . Earned first-team All-American honors . . . Named a first-team All-Big Ten Conference choice and the league's Defensive Player of the Year by the Big Ten's coaches, becoming the first defensive lineman to receive that honor since 1993 . . . Also chosen Big Ten Defensive Lineman of the Year . . . Recorded a career-best 43 tackles (17 solos), seven sacks and adding 11 stops for losses . . . Also added one pass deflection and a blocked kick . . . Played in all 13 games with 11 starts at left defensive tackle as a junior in 2008 . . . Earned first-team All-Big Ten Conference honors . . . Recorded 41 tackles (19 solo) with 4.5 sacks, 9.5 stops for losses and one quarterback pressure . . . Also caused a fumble and deflected three passes . . . Registered a safety against Michigan . . . Helped the team rank eighth in the nation in rush defense (93.2 ypg) . . . Played in eight games with seven starts at defensive tackle as a sophomore in 2007 . . . Recorded 16 tackles (eight solo) with two sacks, four stops for losses, a pass deflection and a blocked kick . . . Sustained two broken bones in his left hand against Wisconsin but returned the following week to start at Indiana . . . Suffered a dislocated right ankle, ending his season, in the first quarter vs. the Hoosiers . . . Played in ten games as a freshman in 2006 . . . Recorded four tackles (three solo) . . . Recorded first career sack at Minnesota . . . Holds degree in sociology

PERSONAL

Attended Lebanon (Pa.) High School . . . Named as a Parade and U.S. Army All-American selection as a senior . . . Added first-team All-State honors and was a Big 33 Classic selection . . . Recorded 70 tackles, with 10 stops for losses, five sacks and three blocked kicks as a senior . . . Registered 80 tackles, including 18 behind the line of scrimmage, eight sacks and 60 pancake blocks as a two-way tackle during his junior season . . . Also lettered in basketball and track and field . . . Worked as a sports department clerk at the Lebanon Daily News in high school . . . Spoke at the Broward County Juvenile Detention Center . . . Participated in the Miami Dolphins Foundation Fishing Awards Dinner . . . Growing up was a fan of the Chicago Bulls and Philadelphia Eagles and favorite athletes were Michael Jordan and Muhammad Ali . . . Lists "Gladiator" as favorite movie, "Family Guy", "The Sopranos" and "Curb Your Enthusiasm" as favorite television show, "Hoop Dreams" as favorite book and Drake as favorite recording artist . . . Full name is Jared Taylor Odrick, born December 31, 1987, in Lancaster, Pa.

JARED ODRICK'S COLLEGE STATISTICS

YEAR	SCHOOL	GP	GS	TACKLES					INTERCEPTIONS					FUMBLES			
				TOT	SOLO	ASST	SK	YDS	NO	YDS	LG	TD	PD	FF	FR	YDS	
2006	Penn St.	10	0	4	3	1	1.0	1.0	0	0	0	0	0	0	0	0	0
2007	Penn St.	8	7	16	8	8	2.0	11.0	0	0	0	0	1	0	0	0	0
2008	Penn St.	13	11	41	19	22	4.5	24.0	0	0	0	0	3	1	0	0	0
2009	Penn St.	13	13	43	17	26	7.0	61.0	0	0	0	0	1	0	0	0	0
COLLEGE TOTALS		44	31	104	47	57	14.5	97.0	0	0	0	0	5	1	0	0	0

ADDITIONAL STATISTICS

Tackles For Loss: 1.0 in 2006, 4.0 in 2007, 9.5 in 2008, 11.0 in 2009 for total of 25.5

Blocked Kicks: 1 in 2007, 1 in 2009 for total 2

Safeties: 1 in 2008



AUSTIN SPITLER

LINEBACKER

44




HEIGHT: 6-3
WEIGHT: 234
BORN: 10/26/86
COLLEGE: Ohio State '10
DRAFT: 7b, 252

COLLEGE

Started in all 13 games as a senior in 2009 . . . Recorded 38 tackles (14 solo), five tackles for loss, one sack and an interception . . . Added a pass defended . . . Played in ten games as a junior in 2008 . . . Recorded 11 tackles (five solo) and shared a stop for loss . . . Suffered sprained knee against Troy and missed three games . . . Returned to play at Michigan State and recovered a fumbled Buckeye punt return . . . Played in all 13 games as a sophomore in 2007 . . . Started on four special teams units . . . Recorded 26 tackles (13 solo), 2.5 stops for loss and a sack . . . Earned Big Ten All-Academic honors . . . Posted seven tackles and a sack against Youngstown State . . . Named special units player of week against Wisconsin . . . Played in all 13 games as a redshirt freshman in 2006 . . . Saw the majority of his time on special teams . . . Recorded seven tackles (three solo) . . . Posted three tackles in against Michigan State . . . Played with the scout team as a freshman in 2005 . . . Holds degree in strategic communications.

PERSONAL

Attended Bellbrook (Ohio) High School . . . Played three years of basketball and started as a junior, then concentrated on football . . . Was an honor student . . . Named as a first-team all-conference as a senior and junior and was named conference linebacker of the year both years . . . Posted 132 tackles, including 11 tackles for loss and seven sacks as a senior . . . Also had a pair of interceptions . . . Recorded 120 tackles as a junior . . . Growing up, he was a fan of the Cincinnati Bengals and his favorite athlete was Barry Sanders . . . Lists "Caddyshack" as favorite movie, "Survivorman" as favorite television show and Garth Brooks as favorite recording artist . . . Spoke at the Broward County Juvenile Detention Center . . . Participated in the Miami Dolphins Foundation fishing and golf tournaments . . . Born October 26, 1986, in Dayton, Ohio.


AUSTIN SPITLER'S COLLEGE STATISTICS

YEAR	SCHOOL	GP	GS	TACKLES					INTERCEPTIONS					FUMBLES			
				TOT	SOLO	ASST	SK	YDS	NO	YDS	LG	TD	PD	FF	FR	YDS	
2006	Ohio St.	12	0	7	3	4	0.0	0.0	0	0	0	0	0	0	0	0	0
2007	Ohio St.	13	0	26	13	13	1.0	12.0	0	0	0	0	0	0	0	0	0
2008	Ohio St.	10	0	11	5	6	0.0	0.0	0	0	0	0	0	0	0	0	0
2009	Ohio St.	13	13	38	14	24	1.0	9.0	1	0	0	0	1	0	0	0	0
COLLEGE TOTALS		44	31	92	35	47	2.0	21.0	1	0	0	0	1	0	0	0	0

ADDITIONAL STATISTICS

Tackles For Loss: 2.5 in 2007, 0.5 in 2008, 5 in 2009 for total of 8

FREE AGENTS



JONATHON AMAYA
SAFETY

40

HEIGHT: 6-2
WEIGHT: 190
BORN: 11/25/88
COLLEGE: Nevada '09
NFL: Rookie
DOLPHINS: Rookie



Signed with the Dolphins as an undrafted rookie free agent on April 30, 2010 . . . Four-year letterman at the University of Nevada (2006-09) . . . Recorded 236 tackles, seven interceptions and two forced fumbles . . . Notched career-high 89 tackles as a senior in 2009 . . . Added two forced fumbles and one interception . . . Tied for team lead with 68 tackles as a junior in 2008 . . . Led team with four interceptions . . . Recorded picks against Texas Tech, Hawaii, Fresno State and Maryland in the Rody's Humanitarian Bowl . . . Considered one of Pack's best defensive players as a sophomore in 2007 before he went down with a knee injury during the first month of the season . . . Came back in limited role for the final four games of the season . . . Played in eight games with three starts and recorded 40 tackles on the year . . . Played in 11 games with seven starts as a walk-on true freshman safety . . . Tied for seventh on the team in with 42 tackles . . . Earned one of the team's two Fireman's Awards for stepping up in a time of need . . . Majored in speech communications . . . Four-year starter as a wide receiver, defensive back and linebacker at Diamond Bar (Calif.) High School . . . Named team's defensive MVP as a junior with 75 solo tackles and 63 assists, which led the Sierra League . . . Also was four-year starter on the baseball team . . . Enjoys playing dominoes . . . Lists "Cool Runnings" as favorite movie . . . Spoke at the Broward County Juvenile Detention Center . . . Participated in the Miami Dolphins Foundation Fishing Tournament . . . Full name is Jonathon Daniel Amaya, born November 25, 1988, in Glendora, Calif.

DOLPHINS AT HOME AGAINST DOMED TEAMS

In their history, the Dolphins own a 34-14 (.701) record at home in regular season games against teams which play their home games indoors. The last time they faced a team who plays its home game indoors in South Florida was October 25, 2009 when they lost 30-46 against the New Orleans Saints.



TRISTAN DAVIS

RUNNING BACK

20

HEIGHT: 5-10
WEIGHT: 212
BORN: 5/5/86
COLLEGE: Auburn '09
NFL: First Season
DOLPHINS: First Season



Signed to the Dolphins practice squad on November 9, 2009 . . . Was released from the practice squad of the Detroit Lions on October 30, 2009 . . . Had been released by Detroit on September 5, 2009 and was signed to their practice squad a day later . . . Originally signed by Detroit as an undrafted college free agent on August 24, 2009 . . . Four-year letterman at Auburn (2005-08) . . . Named Phil Steele's preseason honorable mention All-SEC in 2008 . . . Athlon Sports Preseason and CollegeFootballNews.com first team All-SEC at kickoff returner in 2007 . . . Missed six games after suffering foot injury in Florida game . . . Florida game was first action of season after missing first four games of season with toe injury . . . Returned two kickoffs for 38 yards, including a long of 23 yards . . . Set Auburn single-season record with 756 kickoff return yards and 28 returns in 2006 . . . Fourth in AU single-season history with a 27-yard kickoff return average . . . Led the SEC and was 15th nationally with 27.0 kickoff return yards on average . . . Majored in criminology . . . Played tailback and safety at Tri-Cities High School in East Point, Ga . . . Finished senior season with 983 yards and five touchdowns on offense and 142 tackles, five interceptions, five forced fumbles and 15 pass break-ups on defense . . . Also returned two kickoffs for touchdowns . . . Named the team's Most Valuable Player as well as Most Valuable Player of the Georgia North-South All-Star game after totalling eight tackles and three broken up passes . . . Named as a Georgia Class 5A All-State team and all-region selection . . . Part of the Ross Field naming and youth clinic at Miami Beach High School . . . Full name is Tristan Dion Davis, born May 5, 1986 in Atlanta, Ga.



RAY FEINGA

GUARD

69

HEIGHT: 6-4
WEIGHT: 337
BORN: 5/8/86
COLLEGE: Brigham Young '09
NFL: First Season
DOLPHINS: First Season



Signed to the Dolphins practice squad on December 15, 2009 . . . Had been signed by the San Diego Chargers on August 13, 2009 and was released on September 5, 2009 . . . Was waived by the St. Louis Rams on July 1, 2009 . . . Was originally signed by St. Louis as an undrafted college free agent on April 27, 2009 . . . Four-year letterman at BYU (2005-08) . . . Started all 13 games as a senior in 2008 . . . Named first-team All-MWC . . . Started at left guard for an offensive unit that led the conference and ranked No. 6 nationally in passing per game (310.38) and No. 16 in total offense (444.77) . . . Started 12 of 13 games at left guard for the Cougars as a s junior in 2007 . . . Named first-team All-MWC selection . . . Earned SI.com second-team All-America honors . . . Recorded over 70 knock-down blocks on the season . . . Saw action in all 13 games with ten starts as a sophomore in 2006 . . . Played in eight games as a freshman in 2005 . . . Helped anchor an offensive unit that averaged 33.0 points per game (second in the MWC), 462.4 total yards per game (second in the MWC and 13th in the nation), including 152.3 yards rushing and 310.1 yards passing . . . Redshirted as a true freshman in 2004 . . .

Was an all-state selection as a senior at Hunter High School in West Valley, Utah . . . Named Utah's 2003 Mr. Football as a senior . . . Earned region Defensive Player of the Year and MVP honors . . . Was an all-state and all-region selection as a junior . . . Recorded over 70 tackles and nine sacks on defense . . . Participated in the Miami Dolphins Foundation Fishing Tournament . . . Born May 8, 1986 in West Valley City, Utah.



RYAN GRICE-MULLEN


WIDE RECEIVER

17

HEIGHT: 5-11
WEIGHT: 180
BORN: 9/12/86
COLLEGE: Hawaii '08
NFL: First Season
DOLPHINS: First Season



Signed by the Dolphins to a "futures contract" on January 6, 2010 . . . Played the 2009 season for the BC Lions of the Canadian Football League . . . Finished with 20 catches for 210 yards and one touchdown . . . Set the CFL record for longest playoff punt return when he returned a punt for 106 yards for a touchdown . . . Signed to the practice squad of the BC Lions on September 9, 2008 and joined the active roster later that season . . . Caught nine passes for 175 yards and one touchdown during the 2008 season . . . Had been signed by the Chicago Bears on July 24, 2008 and was waived on August 24, 2008 . . . Originally signed as an undrafted free agent by the Houston Texans and was released on June 13, 2008 . . . Played collegiately at the University of Hawaii . . . Hauled in 106 catches for 1,372 yards and 13 touchdowns in three seasons . . . As a freshman in 2005, teamed with current Dolphins teammate Davone Bess to form the first tandem of UH receivers to record 1,000-plus receiving yards in same season . . . Played quarterback, defensive back and running back at Rialto (Calif.) High School . . . Ran for 1,155 yards on 153 carries while splitting time between running back and quarterback . . . Spoke to children at the Lauderhill Police Department . . . Attended Maimi Dolphins Foundation's Fishing Tournament Awards Dinner . . . Born September 12, 1986 in Rialto, Calif.



TRAVIS IVEY

DEFENSIVE TACKLE

62

HEIGHT: 6-4
WEIGHT: 325
BORN: 12/22/86
COLLEGE: Maryland '10
NFL: Rookie
DOLPHINS: Rookie



Signed with the Dolphins as an undrafted rookie free agent on April 30, 2010 . . . Four-year letterman at the University of Maryland (2006-09) . . . Started all 12 games at defensive tackle as a senior in 2009 . . . Recorded 54 tackles, six tackles for loss, three fumble recoveries and two sacks . . . Tied for second in the ACC and tied for 15th nationally in fumble recoveries (0.25 per game) . . . Made four tackles vs. California (9/5) . . . Played in nine games, including starts in the final four contests of the season, at defensive tackle as a junior in 2008 . . . Played in ten games as a backup defensive tackle as a sophomore in 2007 . . . Saw majority of action in goal-line situations . . . Missed three games with a knee injury . . . Saw action in one game as a reserve defensive lineman as a redshirt freshman . . . Holds degree in African-American studies . . . Two-year starter at Riverdale Baptist High School in Upper Marlboro, Md . . . Did

not take up football until his junior year . . . Played defensive end, tight end and offensive tackle in his two seasons . . . Recorded 53 tackles, 16 sacks, 32 quarterback hurries and batted down six passes as a senior . . . Also lettered in basketball where he played power forward, averaging eight points and seven rebounds a game . . . Was a high school teammate of Minnesota Timberwolves forward Michael Beasley . . . Lists "Guns, Germs, and Steel" as favorite book and Modern Marvels as favorite television show . . . Spoke at the Broward County Juvenile Detention Center . . . Participated in the Miami Dolphins Foundation Fishing Tournament . . . Full name is Travis Deran Ivey, born December 22, 1986, in Washington, D.C.



TAURUS JOHNSON

WIDE RECEIVER

89

HEIGHT: 6-1
WEIGHT: 205
BORN: 4/13/86
COLLEGE: South Florida '09
NFL: First Season
DOLPHINS: First Season



Re-signed with Miami on January 5, 2010 . . . Finished the 2009 season on Miami's practice squad . . . Had been signed to the Dolphins practice squad on December 1, 2009 . . . Was signed to the Detroit Lions practice squad on September 29, 2009 and was released from the Detroit practice squad on November 3 . . . Was in training camp with Kansas City before being waived on September 5 . . . Originally signed with the Chiefs as an undrafted free agent on April 26, 2009 . . . Four-year letterman at South Florida (2005-08) . . . Finished second on USF career list in touchdowns (12), third in receiving yards (1,434) and receptions (112) . . . Ranked second in USF career books for kickoff returns, third in kickoff return yards (784) and seventh in games played (49) . . . Played in all 13 games with seven starts in 2008 . . . Finished second on team with 38 receptions . . . Averaged 13.1 yards per reception, which was the second-best average on the team . . . Accounted for 498 yards of total offense, including 232 on kickoff returns, and 11 rushing . . . Played in 11 games with five starts as a junior in 2007 . . . Missed two games with an ankle injury . . . Finished third on team with 34 receptions . . . Racked up 407 receiving yards and four touchdowns . . . Finished second on team with 37 receptions for 494 yards with two touchdown receptions during 2006 season . . . Added five carries for 51 yards, including three touchdown . . . Named all-conference and all-district at Cape Coral (Fla.) High School . . . Earned Ft. Myers News-Press all-South Florida recognition . . . Set school-record with a 99-yard kick return as a senior . . . Full name is Taurus Johnson, born April 13, 1986 in Ft. Myers, Fla.



ROLLY LUMBALA

FULLBACK


46

HEIGHT: 6-2
WEIGHT: 238
BORN: 1/30/86
COLLEGE: Idaho '08
NFL: First Season
DOLPHINS: First Season



Signed with the Dolphins on January 12, 2009 . . . Spent the 2008-09 seasons as a member of the Canadian Football League's BC Lions . . . Saw action in all 18 games in 2009 with 15 starts at fullback . . . Caught five passes for 45 yards . . . Recorded 22 tackles on special teams . . . Appeared in all 18 games during his rookie CFL season in 2008 . . . Finished with 12 carries for 28 yards and two touchdowns . . . Registered nine special teams tackles . . . Selected ninth overall

in the 2008 CFL college draft by the B.C. Lions . . . Played in every regular season game for Idaho during his collegiate career . . . Had eight catches for 67 yards as a senior in 2007 . . . Used primarily as a blocker . . . Played all 12 games as a junior in 2006 as part of the backfield and H-back rotations . . . Contributed 21 carries for 95 yards and caught one pass for nine yards . . . Played in all 11 games with six starts as a sophomore in 2005 . . . Rushed 128 times for 472 yards while also catching 22 passes for 217 yards . . . Saw action in all 12 games and started twice as a true freshman in 2004 . . . Carried the ball 141 times for 614 yards and scored six rushing touchdowns . . . Also caught six passes for 40 yards . . . Attended Saint Francis High School in Calgary Alberta, Canada . . . Part of the Ross Field naming and youth clinic at Miami Beach High School . . . Full Name is Rolly Lumbala, born on January 30, 1986 in Libreville, Gabon.



MARLON MOORE


WIDE RECEIVER

14

HEIGHT: 6-0
WEIGHT: 190
BORN: 9/3/87
COLLEGE: Fresno State '10
NFL: Rookie
DOLPHINS: Rookie



Signed with the Dolphins as an undrafted rookie free agent on April 30, 2010 . . . Four-year letterman at Fresno State (2006-09) . . . Finished career with 90 catches for 1,374 yards and ten touchdowns . . . Caught 15 passes for 317 yards (21.1-yard average) and three touchdowns as a senior in 2009 . . . Scored on a 92-yard touchdown reception in the season opener vs. UC Davis . . . Started four games and missed five others due to injuries as a junior in 2008 . . . Finished fourth on team with 20 receptions for 233 yards . . . Scored on a 63-yard punt return at UCLA . . . Led squad with 48 receptions for 694 yards (14.5 avg.) and five touchdowns as a sophomore in 2007 . . . Had career-high nine receptions for 134 yards and two touchdowns vs. Kansas State . . . Recorded seven receptions for 80 yards against Georgia Tech in Roady's Humanitarian Bowl . . . Averaged a team-best 26.2 yards per catch on four receptions as a freshman . . . Had a 75-yard touchdown reception against Hawaii . . . Holds degree in broadcast journalism . . . Attended Natomas High School in Sacramento, Calif . . . Had 11 catches for 348 yards and four touchdowns on offense and 39 tackles on defense . . . Selected all-league in basketball as a junior . . . Also lettered in baseball and track . . . Enjoys fishing in spare time . . . Lists "The Five Heartbeats" as favorite movie, Lists "Spartacus: Blood and Sand" as favorite television show, "They Call Me Assassin" as favorite book and Jay-Z as favorite recording artist . . . Spoke at the Broward County Juvenile Detention Center . . . Participated in the Miami Dolphins Foundation's golf and fishing tournaments . . . Full name is Marlon Alex Moore, born September 3, 1987, in Sacramento, Calif.



NATE NESS

SAFETY

31

HEIGHT: 6-1
WEIGHT: 190
BORN: 9/5/86
COLLEGE: Arizona '09
NFL: First Season
DOLPHINS: First Season



Re-signed with the Dolphins on January 5, 2010 . . . Finished the 2009 season on Miami's practice squad . . . Re-signed to Miami's practice squad on November 25, 2009 . . . Released

from the active roster on November 23, 2009 . . . Signed to the Dolphins active roster on November 18, 2009 . . . Was signed to the Dolphins practice squad on October 27, 2009 . . . Released by the Seattle Seahawks on September 5, 2009 . . . Signed by the Seattle Seahawks on September 2, 2009 . . . Signed by New York Jets on August 19, 2009 . . . Released by the New York Jets on August 31, 2009 . . . Released by the Cleveland Browns on July 15, 2009 . . . Signed by the Cleveland Browns as an undrafted free agent on May 1, 2009 . . . Started all 13 contests as a senior in 2008, finishing second on the team with 75 tackles, two tackles for loss and two interceptions . . . Had five interceptions as a junior, finishing with 32 tackles and starting the final six contests . . . Spent two seasons at El Camino Junior College during which time he recorded 19 interceptions, eight of which he returned for touchdowns . . . Junior College Athletic Bureau, CCCFCA first-team All-America and Junior College Gridwire first-team All-American in 2005 . . . SuperPrep Juco 100 at No. 14 . . . Mission Conference co-Defensive Player of the Year, first-team All-Mission Conference in 2005 . . . Made the post-season 2004 JC Grid-Wire All-American team . . . Started all 11 games as a freshman at El Camino, with 76 tackles, eight interceptions, three forced fumbles and a blocked punt...Cousin of USC star defensive back Darnell Bing . . . Attended Gardenia (Calif.) High School . . . Participated in Heart Gallery event to benefit foster children . . . Part of the Ross Field naming and youth clinic at Miami Beach High School . . . Full name is Nate Ness, born on September 5, 1986 in Gardenia, Calif.



JULIUS PRUITT


WIDE RECEIVER

11

HEIGHT: 6-2
WEIGHT: 206
BORN: 12/30/85
COLLEGE: Ouchita '09
NFL: First Season
DOLPHINS: First Season



Re-signed with Miami on January 5, 2010 . . . Spent the 2009 season on Miami's practice squad . . . Was signed to the Dolphins practice squad on September 7, 2009 . . . Went undrafted in the 2009 NFL Draft and failed to sign with a team during the 2009 offseason and preseason . . . Two year starter at Ouchita . . . Earned first team All-Gulf South honors as a senior in 2008 . . . Hauled in 77 passes for 1,116 yards and 11 touchdowns . . . Named second team All-Gulf South selection as a junior . . . Caught 51 passes for 723 yards and seven touchdowns . . . Played a reserve role during his freshman and sophomore campaigns . . . Totaled 43 receptions for 567 yards and five touchdowns . . . Attended Newport (Ark.) High School . . . Participated in the Miami Dolphins Foundation Fishing Tournament . . . Full name is Julius Pruitt, born December 30, 1985, in Newport, Ark.



DIMITRI TSOUMPAS

GUARD

73

HEIGHT: 6-4
WEIGHT: 315
BORN: 9/26/85
COLLEGE: Weber State '08
NFL: First Season
DOLPHINS: First Season



Signed by the Dolphins as a free agent on January 8, 2010 . . . Selected by the Calgary Stampede in the first round (second overall) of the 2008 CFL Canadian Draft on May 1, 2008

... Starter at right guard for all 18 regular season games as well as for the West final and the Grey Cup ... Joined fellow 2008 draftee Jesse Newman as part of Calgary's all-rookie tandem at guard ... Anchored offensive line that was among the league leaders in average rushing yards per game (134.6), average rushing yards per carry (6.4) and fewest sacks allowed (30) ... Was the team's nominee for the CFL's outstanding rookie award ... Four-year letterman at Weber State (2004-07) ... Started every game during his senior season ... Selected 2007 second-team Big Sky Conference ... Key contributor on a Wildcats offensive line that allowed the fewest quarterback sacks in the conference ... Joined Weber State as a true freshman and was part of the starting lineup until sidelined by injury ... Named honorable mention All-Big Sky Conference selection in 2006 ... Participated in Heart Gallery event to benefit foster children ... Read to kids at Gator Run Elementary in Weston, Fla ... Participated in the Miami Dolphins Foundation Fishing Clinic ... Bowled with kids as part of the NFL Charities Bowling Clinic ... Born September 26, 1985, in Edmonton, Alberta Canada.



A.J. WALLACE


CORNERBACK

43

HEIGHT: 6-1
WEIGHT: 195
BORN: 5/23/88
COLLEGE: Penn State '10
NFL: Rookie
DOLPHINS: Rookie



Signed with the Dolphins as an undrafted rookie free agent on April 30, 2010 ... Four-year letterman at Penn State ... Finished his career with 95 tackles and three interceptions ... Rushed for 153 yards and a touchdown ... Caught one pass for five yards ... Returned 47 kickoffs for 1,128 yards and one touchdown ... Had seven kickoff returns of 40-or-more yards in his career, including a 97-yard touchdown against Ohio State in 2007 ... Appeared in 12 games as a senior in 2009 ... Finished with 36 total tackles (20 solo), one tackle for loss, three pass breakups, six passes defended and three interceptions ... Saw action in every game as a junior in 2008 ... Totaled 20 tackles (16 solo) and two pass breakups ... Returned six kickoffs for an average of 19.8 yards per return ... Played in every game as a sophomore ... Recorded 33 tackles (22 solo), one interception, three fumble recoveries, and four broken-up passes ... Broke the school record for kickoff return yards in a season with 581 ... Ranked third in the Big Ten in kickoff return yardage with an average of 26.4 yards on his 22 returns ... Played in every game on offense, defense and special teams as a freshman in 2006 ... Averaged 21.8 yards every time he touched the ball ... Finished fourth on the team in all-purpose yardage with 546 ... Finished with 25 touches during the season and was fourth in the Big Ten in average kick return yards with a 24.2 average on 16 returns ... Rushed for 153 yards on eight carries with a 19.1 average ... Made ten tackles (eight solo) at cornerback ... Had five plays that exceeded 40 yards during his freshman year ... Attended McDonough High School in Pomfret, Md ... Lettered in football and played running back, cornerback and kick returner as a prep ... Rushed 220 times for 2,100 yards and 28 touchdowns in his high school career, averaging 9.5 yards per carry ... Earned first-team All-Met honors from The Washington Post and U.S. Army All-American honors ... Played in the U.S. Army All-American Bowl ... Also lettered in track ... Spoke at the Broward County Juvenile Detention Center ... Participated in the Miami Dolphins Foundation Fishing Tournament ... Lists "Friday" as favorite movie ... Full name is Anton Dominic Wallace Jr., born May 23, 1988, in Waldorf, Md.



ROBERTO WALLACE

WIDE RECEIVER

18

HEIGHT: 6-1
WEIGHT: 195
BORN: 5/10/86
COLLEGE: San Diego State '10
NFL: Rookie
DOLPHINS: Rookie



Signed with the Dolphins as an undrafted rookie free agent on April 30, 2010 . . . Finished collegiate career with 73 receptions, 940 receiving yards and four receiving touchdowns in 31 games . . . Played in 11 games during his senior season in 2009 . . . Caught 36 passes for 463 yards and three touchdowns . . . Played in 11 games with nine starts as a junior in 2008 . . . Named team's most improved offensive player . . . Ranked third on the team 405 receiving yards . . . Saw action in nine games with one start in 2007 . . . Finished the season with six catches for 72 yards . . . Missed 2005 and 2006 due to injury . . . Holds degree in social science . . . Attended Oceanside (Calif.) High School . . . Grew up playing soccer and did not start playing football until his junior prep year after relocating to the U.S. from Panama . . . Was an all-region selection by PrepStar and SuperPrep magazine . . . Named all-league and all-CIF selection after catching 46 passes covering 867 yards with six touchdowns for the CIF champion Oceanside Pirates . . . Averaged 18.8 yards per reception as a senior . . . Also lettered in soccer and tennis . . . Spoke at the Broward County Juvenile Detention Center . . . Participated in the Miami Dolphins Foundation's fishing and golf tournaments . . . Full name is Roberto Wallace, born May 10, 1986, in Panama City, Panama.



ROSS WEAVER

CORNERBACK

45

HEIGHT: 6-1
WEIGHT: 203
BORN: 1/9/87
COLLEGE: Michigan State '10
NFL: Rookie
DOLPHINS: Rookie



Signed with the Dolphins as an undrafted rookie free agent on April 30, 2010 . . . Played in 41 games with 17 starts at Michigan State . . . Career totals include 86 tackles and 12 pass break-ups . . . Appeared in all 13 games with one start as a senior in 2009 . . . Recorded 31 tackles . . . Named one of four team captains in a vote by his teammates and coaches . . . Recipient of the MSU Football Players Association Community Service and Outreach Award . . . Started 11 games at cornerback as a junior in 2008 . . . Tied for the team lead with seven pass break-ups . . . Recorded a career-high 28 tackles, including 2.5 for losses . . . Appeared in eight games with five starts as a sophomore in 2007 . . . Credited with 19 tackles and six assists . . . Granted a medical redshirt after suffering a broken ankle in preseason camp, causing him to miss the entire 2006 season . . . Saw action in nine games in 2005. . . Recorded eight solo tackles . . . Majored in mechanical engineering . . . Attended Southfield (Mich.) High School . . . Earned all-state honors in 2004 . . . Named to The Detroit News Dream Team and All-Metro Team . . . Posted 62 tackles, two interceptions and eight pass break-ups as a senior free safety . . . Recorded personal best of 10.68 in the 100 while a member of the track team . . . Lists "Major Payne" as favorite movie, "Everybody Hates Chris" as favorite television show, "Wild at Heart" as favorite book and Tye Tribett as favorite recording artist . . . Spoke at the Broward County Juvenile Detention Center . . . Participated in the Miami Dolphins Foundation Golf Tournament . . . Part of the Ross Field naming and youth clinic at Miami Beach High School . . . Full name is Ross Allen Weaver, born January 9, 1987, in Southfield, Mich.

2010 NUMERICAL ROSTER

2	Brandon FieldsP	55	Koa MisiLB
5	Dan CarpenterK	56	Charlie AndersonLB
6	Pat WhiteQB	58	Karlos DansbyLB
7	Chad HenneQB	59	J.D. FolsomLB
10	Chad PenningtonQB	60	Andrew HartlineOL
11	Julius PruittWR	61	Cory ProcterOL
14	Marlon MooreWR	62	Travis IveyDT
15	Davone BessWR	63	Andrew GardnerT
16	Tyler ThigpenQB	64	Jake GroveC
17	Ryan Grice-MullenWR	66	Donald ThomasG
18	Roberto WallaceWR	67	Joe BergerG
19	Brandon MarshallWR	68	Richie IncognitoG
20	Tristan DavisRB	69	Ray FeingaG
21	Vontae DavisCB	70	Kendall LangfordDE
22	Kory SheetsRB	71	Lionel DotsonDE
23	Ronnie BrownRB	72	Vernon CareyT
24	Sean SmithCB	73	Dimitri TsoumpasG
25	Will AllenCB	74	John JerryG
26	Lex HilliardRB	75	Nate GarnerT
27	Evan OglesbyCB	76	Lydon MurthaT
28	Nolan CarrollCB	77	Jake LongT
29	Tyrone CulverS	78	Tony McDanielDT
30	Chris ClemonsFS	79	Ikaika Alama-FrancisDE
31	Nate NessS	80	Anthony FasanoTE
32	Jason AllenCB	81	Joey HaynosTE
34	Ricky WilliamsRB	82	Brian HartlineWR
35	Reshad JonesS	83	Greg CamarilloWR
36	Lousaka PoliteFB	84	Patrick TurnerWR
37	Yeremiah BellS	85	Kory SperryTE
38	Patrick CobbsRB	86	John NalboneTE
40	Jonathon AmayaDB	89	Taurus JohnsonWR
43	A.J. WallaceCB	90	Ryan BakerDE
44	Austin SpitlerLB	91	Cameron WakeLB
45	Ross WeaverDB	92	John DenneyLS
46	Rolly LumbalaFB	93	Quentin MosesLB
48	Chris McCoyLB	94	Randy StarksDT
49	A.J. EddsLB	95	Jason FergusonDT
50	Erik WaldenLB	96	Paul SoliaiDT
51	Tim DobbinsLB	97	Phillip MerlingDE
52	Channing CrowderLB	98	Jared OdrickDE

DOLPHINS COACHING LONGEVITY

In 2007, former Dolphins secondary coach Mel Phillips wrapped up an impressive 23-year stint as an assistant on the team's coaching staff, a span which began in 1985. Over this time, Phillips served under six of the first seven head coaches in team history. Phillips' 23-year tenure with the club is the second-longest among assistant coaches in team history and third overall, including head coaches.

COACH	NO.	YEARS
Don Shula, Head Coach	26	1970-95
Carl Tasseff, Assistant	24	1970-93
Mel Phillips, Assistant	23	1985-2007
Tom Keane, Assistant	20	1966-85
John Sandusky, Assistant	19	1976-94

MIAMI DOLPHINS 2010

NO.	NAME	POS.	HT.	WT.	BIRTH-DATE
79	Alama-Francis, Ikaika	DE	6-5	290	12/4/84
32	Allen, Jason	CB	6-1	200	7/5/83
25	Allen, Will	CB	5-10	195	8/5/78
56	Anderson, Charlie	LB	6-4	250	12/8/81
90	Baker, Ryan	DE	6-5	295	11/25/84
37	Bell, Jeremiah	S	6-0	205	3/3/78
67	Berger, Joe	G	6-5	315	5/25/82
15	Bess, Davone	WR	5-10	190	9/13/85
23	Brown, Ronnie	RB	6-0	230	12/12/81
83	Camarillo, Greg	WR	6-1	190	4/18/82
72	Carey, Vernon	T	6-5	340	7/31/81
5	Carpenter, Dan	K	6-2	225	11/25/85
30	Clemons, Chris	FS	6-1	210	9/15/85
38	Cobbs, Patrick	RB	5-8	205	1/31/83
52	Crowder, Channing	LB	6-2	250	12/2/83
29	Culver, Tyrone	S	6-1	210	7/6/83
58	Dansby, Karlos	LB	6-4	250	11/3/81
21	Davis, Vontae	CB	5-11	203	5/27/88
92	Denney, John	LS	6-5	255	12/13/78
51	Dobbins, Tim	LB	6-1	246	12/10/82
71	Dotson, Lionel	DE	6-4	290	2/11/85
80	Fasano, Anthony	TE	6-4	255	4/20/84
95	Ferguson, Jason	DT	6-3	310	11/28/74
2	Fields, Brandon	P	6-5	245	5/21/84
63	Gardner, Andrew	T	6-6	305	4/4/86
75	Garner, Nate	T	6-7	325	1/18/85
64	Grove, Jake	C	6-4	300	1/22/80
60	Hartline, Andrew	OL	6-5	300	9/1/85
82	Hartline, Brian	WR	6-2	195	11/22/86
81	Haynos, Joey	TE	6-8	270	8/28/84
7	Henne, Chad	QB	6-3	230	7/2/85
26	Hilliard, Lex	RB	5-11	240	7/30/84
68	Incognito, Richie	G	6-3	324	7/5/83
35	Jones, Reshad	S	6-1	214	2/25/88
70	Langford, Kendall	DE	6-6	295	1/27/86
77	Long, Jake	T	6-7	317	5/9/85
19	Marshall, Brandon	WR	6-4	230	3/23/84
78	McDaniel, Tony	DT	6-7	305	1/20/85
97	Merling, Phillip	DE	6-4	295	4/19/85
93	Moses, Quentin	LB	6-5	260	11/18/83
76	Murtha, Lydon	T	6-7	315	11/13/85
27	Oglesby, Evan	CB	5-11	182	12/18/81
10	Pennington, Chad	QB	6-3	230	6/26/76
36	Polite, Lousaka	FB	6-0	245	9/14/81
61	Procter, Cory	OL	6-4	311	10/18/82
22	Sheets, Kory	RB	5-11	206	3/31/85
24	Smith, Sean	CB	6-3	214	7/14/87
96	Soliai, Paul	DT	6-4	355	12/30/83
85	Sperry, Kory	TE	6-4	238	4/10/85
94	Starks, Randy	DT	6-3	305	12/14/83
16	Thigpen, Tyler	QB	6-1	224	4/14/84
66	Thomas, Donald	G	6-4	310	9/25/85
84	Turner, Patrick	WR	6-5	220	5/19/87
91	Wake, Cameron	LB	6-3	250	1/30/82
50	Walden, Erik	LB	6-2	250	8/21/85
6	White, Pat	QB	6-0	190	2/25/86
34	Williams, Ricky	RB	5-10	230	5/21/77

VETERAN ROSTER

NFL EXP.	COLLEGE	HOMETOWN	HOW ACQUIRED
4	Hawaii '07	Kailua, HI	FA, '09
5	Tennessee '06	Muscle Shoals, Ala.	D1, '06
10	Syracuse '01	Syracuse, N.Y.	UFA, '06 (NYG)
7	Mississippi '05	Jackson, Miss.	UFA, '08 (Hou.)
2	Purdue '09	Indianapolis, Ind	FA, '09
7	Eastern Kentucky '03	Winchester, Ky.	D6c, '03
6	Michigan Tech '05	Newaygo, Mich.	UFA, '09 (Dall.)
3	Hawaii '09	Oakland, Calif.	FA, '08
6	Auburn '05	Cartersville, Ga.	D1, '05
5	Stanford '05	Menlo Park, Calif.	Wai, '07 (S.D.)
7	Miami (Fla.) '04	Miami, Fla.	D1, '04
3	Montana '08	Helena, Mont.	FA, '08
2	Clemson '09	Arcadia, FL	D5b, '09
5	North Texas '06	Tecumseh, Okla.	FA, '06
6	Florida '06	Atlanta, Ga.	D3, '05
5	Fresno State '06	Palmdale, Calif.	FA, '08
7	Auburn '04	Birmingham, AL	UFA, '10 (Ari.)
2	Illinois '10	Washington, D.C.	D1, '09
6	Brigham Young '05	Thornton, Colo.	FA, '05
5	Iowa State '06	Nashville, TN	T, '10 (S.D.)
3	Arizona '08	Houston, Texas	D7, '08
5	Notre Dame '06	Verona, N.J.	T, '08 (Dall.)
14	Georgia '97	Tupelo, Miss.	T, '08 (Dall.)
4	Michigan State '07	Toledo, Ohio	D7b, '07
2	Georgia Tech '09	Tyrone, GA	D6, '09
3	Arkansas '07	Roland, Ark	Wai., '08 (NYJ)
7	Virginia Tech '04	Forest, Va.	UFA, '09 (Oak.)
2	Central Michigan '08	Barota, MI	FA, '09
2	Ohio St. '10	North Canton, Ohio	D4, '09
3	Maryland '08	Rockville, Md.	FA, '08
3	Michigan '08	Wyomissing, Pa.	D2b, '08
2	Montana '08	Kalispell, Mont.	D6c, '08
6	Nebraska '04	Englewood, NJ	UFA, '10 (Buf)
R	Georgia '10	Atlanta, GA	D5b, '10
3	Hampton '08	Petersburg, Va.	D3, '08
3	Michigan '08	Lapeer, Mich.	D1, '08
5	Central Florida '06	Winter Park, FL	T, '10 (Den)
5	Tennessee '07	Columbia, SC	T, '09 (Jack.)
3	Clemson '09	St. Matthews, S.C.	D2a, '08
4	Georgia '07	Athens, Ga.	FA, '07
2	Nebraska '08	Hutchinson, Minn	FA, '09
5	North Alabama '06	Toccoa, GA	FA, '09
11	Marshall '00	Knoxville, Tenn.	FA, '08
6	Pittsburgh '04	Pittsburgh, Pa.	FA, '08
6	Montana '05	Gig Harbor, WA	FA, '10
2	Purdue '08	Bloomfield, Conn.	FA, '09
2	Utah '10	Pasadena, CA	D2b, '09
4	Utah '07	Pago Pago, American Samoa	D4, '07
2	Colorado State '09	Pueblo, Co.	FA, '09
7	Maryland '05	Waldorf, Md.	UFA, '08 (Tenn.)
4	Coastal Carolina '07	Winnsboro, SC	T, '09 (KC)
3	Connecticut '08	New Haven, Conn.	D6b, '08
2	USC '09	West Madison, Tenn	D3, '09
2	Penn State '05	Hyattsville, Md.	FA, '09
3	Middle Tennessee '08	Dublin, Ga.	Wai., '08 (K.C.)
2	West Virginia '09	Daphne, Ala	D2a, '09
10	Texas '99	San Diego, Calif.	T, '02 (N.O.)

MIAMI DOLPHINS 2010 ROOKIE

NO.	NAME	POS.	HT.	WT.	BIRTH-DATE
40	Amaya, Jonathon	DB	6-2	190	11/25/88
28	Carroll, Nolan	CB	6-1	202	1/18/87
20	Davis, Tristan	RB	5-10	212	5/5/86
49	Edds, A.J.	LB	6-4	246	9/18/87
69	Feinga, Ray	G	6-4	337	5/8/86
59	Folsom, J.D.	LB	6-3	230	8/19/84
17	Grice-Mullen, Ryan	WR	5-11	180	9/12/86
62	Ivey, Travis	DT	6-4	325	12/22/86
74	Jerry, John	G	6-5	328	6/14/86
89	Johnson, Taurus	WR	6-1	205	4/13/86
35	Jones, Reshad	S	6-1	214	2/25/88
46	Lumbala, Rolly	FB	6'2	238	1/30/86
48	McCoy, Chris	LB	6-3	261	11/25/86
55	Misi, Koa	LB	6-3	251	1/17/87
14	Moore, Marlon	WR	6-0	190	9/3/87
86	Nalbone, John	TE	6-4	255	5/14/86
31	Ness, Nate	S	6-1	190	9/5/86
98	Odrick, Jared	DE	6-5	304	12/31/87
11	Pruitt, Julius	WR	6-2	206	12/30/85
44	Spitler, Austin	LB	6-2	243	10/26/86
73	Tsoumpas, Dimitri	G	6-4	315	9/26/85
18	Wallace, Roberto	WR	6-4	225	5/10/86
43	Wallace, A.J.	CB	6-1	195	5/23/88
45	Weaver, Ross	DB	6-1	203	1/9/87

MIAMI DOLPHINS PRONUNCIATION GUIDE

Player	Phonetically
Ikaika Alama-Francis	ee-KY-kah ah-LA-mah
Jonathon Amaya	uh-MY-yah
Davone Bess	duh-VAHN
Greg Camarillo	cam-uh-REE-oh
Vontae Davis	Vaughn -TAY
Chad Henne	HEN-e
Lex Hilliard	HILL-yurd
Rolly Lumbala	Rah-LEE LOOM-ba-la
Paul Soliai	SO-lee-i
Dimitri Tsoumpas	ZOOM-pus

AND FIRST-YEAR ROSTER

NFL EXP.	COLLEGE	HOMETOWN	HOW ACQUIRED
R	Nevada '10	Diamond Bar, CA	FA, '10
R	Maryland '10	Green Grove Spring, FL	D5a, '10
1	Auburn '09	East Point, Ga.	FA, '10
R	Iowa '10	Greenwood, IN	D4, '10
1	BYU '09	West Valley City, Utah	FA, '10
1	Weber State '09	Salamon, ID	D 7a, '09
1	Hawaii '08	Rialto, Calif.	FA, '10
R	Maryland '10	Riverdale, MD	FA, '10
R	Mississippi '10	Batesville, MS	D3, '10
1	South Florida '09	Cape Coral, Fla.	FA, '10
R	Georgia '10	Atlanta, GA	D5b, '10
1	Idaho '08	Libreville, Gabon	FA, '10
R	Middle Tennessee State '10	Villa Rica, GA	D7a, '10
R	Utah '10	Santa Rosa , CA	D2, '10
R	Fresno State '10	Sacramento, CA	FA, '10
1	Monmouth '09	Lawrenceville, NJ	FA, '10
1	Arizona '09	Gardena, Calif.	FA, '10
R	Penn State '10	Lebanon County , PA	D1, '10
1	Ouchita '09	Newport, Ark	FA, '10
R	Ohio State '10	Bellbrook, OH	D7b, '10
1	Weber State '08	Edmonton, Alberta, CA	FA, '10
R	San Diego State '10	Oceanside, CA	FA, '10
R	Penn State '10	Pomfret, Md.	FA, '10
R	Michigan State '10	Southfield, MI	FA, '10

BROTHERLY LOVE

In 2006, Renaldo Hill and Ray Hill became the third set of brothers to play for the Dolphins. Ray played with the team from 1998-2000 while Renaldo was a member of the Dolphins from 2006-08. The first set of brothers to play for the Dolphins were the Blackwoods, which included Glenn (1979-87) and Lyle (1981-86), both of whom played safety. In 2003, fullback Obafemi Ayanbadejo and linebacker Brendon Ayanbadejo, each of whom were in their first seasons with the Dolphins, became the second set of brothers to play for the team in franchise history.

The Dolphins also have had two sets of brothers serve on the team's coaching staff. The first set of brothers to have coached with the Dolphins was the Shulas, which included David (1982-88) and his younger brother, Mike (1991-92, 2000-02). In addition, Judd Garrett was an offensive quality control coach with the club from 2000-05, while his brother, Jason, was the team's quarterbacks coach from 2005-06.

2010 POSITIONAL ROSTER

QUARTERBACKS (4)

6	Pat White	QB
7	Chad Henne	QB
10	Chad Pennington	QB
16	Tyler Thigpen	QB

RUNNING BACKS (8)

20	Tristan Davis	RB
22	Kory Sheets	RB
23	Ronnie Brown	RB
26	Lex Hilliard	RB
34	Ricky Williams	RB
36	Lousaka Polite	FB
38	Patrick Cobbs	RB
46	Rolly Lumbala	FB

WIDE RECEIVERS (10)

11	Julius Pruitt	WR
14	Marlon Moore	WR
15	Davone Bess	WR
17	Ryan Grice-Mullen	WR
18	Roberto Wallace	WR
19	Marshall, Brandon	WR
82	Brian Hartline	WR
83	Greg Camarillo	WR
84	Patrick Turner	WR
89	Taurus Johnson	WR

TIGHT ENDS (4)

80	Anthony Fasano	TE
81	Joey Haynos	TE
85	Kory Sperry	TE
86	John Nalbone	TE

OFFENSIVE LINEMEN (13)

60	Andrew Hartline	G/C
61	Cory Procter	G/C
63	Andrew Gardner	T
64	Jake Grove	C
66	Donald Thomas	G
67	Joe Berger	G
68	Richie Incognito	G
69	Ray Feinga	G
72	Vernon Carey	T
73	Dimitri Tsoumpas	G
74	John Jerry	G
75	Nate Garner	T
76	Lydon Murtha	T
77	Jake Long	

DEFENSIVE LINEMEN (11)

62	Travis Ivey	DT
70	Kendall Langford	DE
71	Lionel Dotson	DE
78	Tony McDaniel	DT
79	Ikaika Alama-Francis	DE
90	Ryan Baker	DE
94	Randy Starks	DT
95	Jason Ferguson	DT
96	Paul Soliai	DT
97	Phillip Merling	DE
98	Jared Odrick	DE

LINEBACKERS (13)

44	Austin Spitzer	LB
48	Chris McCoy	LB
49	A.J. Edds	LB
50	Erik Walden	LB
51	Tim Dobbins	LB
52	Channing Crowder	LB
55	Koa Misi	LB
56	Charlie Anderson	LB
58	Karlos Dansby	LB
59	J.D. Folsom	LB
91	Cameron Wake	LB
93	Quentin Moses	LB

DEFENSIVE BACKS (14)

21	Vontae Davis	CB
24	Sean Smith	CB
25	Will Allen	CB
27	Evan Oglesby	CB
28	Nolan Carroll	CB
29	Tyrone Culver	S
30	Chris Clemons	FS
31	Nate Ness	S
32	Jason Allen	CB
35	Reshad Jones	S
37	Jeremiah Bell	S
40	Jonathon Amaya	DB
43	A.J. Wallace	CB
45	Ross Weaver	DB

SPECIALISTS (3)

2	Brandon Fields	P
5	Dan Carpenter	K
92	John Denney	LS

PROLIFIC PUNTER

In 2009, Brandon Fields put together one of the best seasons by a punter in team history. The third-year punter from Michigan State had a gross punting average of 46.3 yards and tied John Kidd (1996) for the highest gross punting average in team history. Fields also had a net punting average of 39.8 yards, the highest in team history. He surpassed the record set by Donnie Jones in 2005. Team records for this statistics were started in 1982.

2009 DOLPHINS STATISTICS

REGULAR SEASON RESULTS (7-9)

DATE	OPPONENT	SCORE	W/L	ATTENDANCE
Sept. 13	at Atlanta	7-19	L	67,606
SEPT. 21	INDIANAPOLIS	23-27	L	66,227
Sept. 27	at San Diego	13-23	L	67,230
OCT. 4	BUFFALO	38-10	W	65,523
OCT. 12	NEW YORK JETS	31-27	W	69,767
OCT. 25	NEW ORLEANS	34-46	L	66,689
Nov. 1	at New York Jets	30-25	W	77,531
Nov. 8	at New England	17-27	L	68,756
NOV. 15	TAMPA BAY	25-23	W	66,085
Nov. 19	at Carolina	24-17	W	73,475
Nov. 29	at Buffalo	14-31	L	70,155
DEC. 6	NEW ENGLAND	22-21	W	70,102
Dec. 13	at Jacksonville	14-10	W	60,457
Dec. 20	at Tennessee	24-27 OT	L	69,143
DEC. 27	HOUSTON	20-27	L	65,847
JAN. 3	PITTSBURGH	24-30	L	70,102

TEAM STATISTICS

	DOLPHINS	OPPONENTS
TOTAL FIRST DOWNS.....	333	297
Rushing.....	129	88
Passing.....	188	184
Penalty.....	16	25
3rd Down: Made/Attempts.....	120/245	69/198
3rd Down Percentage.....	49.0	34.8
4th Down: Made/Attempts.....	13/18	8/15
4th Down Percentage.....	72.2	53.3
POSSESSION AVERAGE.....	31:54	28:06
TOTAL NET YARDS.....	5401	5589
Average Per Game.....	337.6	349.3
Total Plays.....	1088	968
Average Per Play.....	5.0	5.8
NET YARDS RUSHING.....	2231	1835
Avg. Per Game.....	139.4	114.7
Total Rushes.....	509	435
NET YARDS PASSING.....	3170	3754
Average Per Game.....	198.1	234.6
Sacked/Yards Lost.....	34/226	44/242
Gross Yards.....	3396	3996
Attempts/Completions.....	545/331	489/281
Completion Percentage.....	60.7	57.5
Had Intercepted.....	19	15
PUNTS/AVERAGE.....	75/46.3	67/44.1
NET PUNTING AVERAGE.....	75/39.8	67/38.4
PENALTIES/YARDS.....	78/640	73/589
FUMBLES/BALL LOST.....	27/10	17/6
TOUCHDOWNS.....	41	42
Rushing.....	22	16
Passing.....	15	23
Returns.....	4	3

Score By Quarters	1	2	3	4	OT	Total
DOLPHINS.....	57	106	81	116	0	360
OPPONENTS.....	68	101	78	140	3	390

RUSHING

	NO.	YDS.	AVG.	LG	TD
R. Williams	241	1121	4.7	68t	11
Brown.....	147	648	4.4	45	8
Polite	37	123	3.3	13	0
Hilliard	23	89	3.9	18	1
White	21	81	3.9	33	0
Ginn, Jr.	7	48	6.9	22	0
Cobbs	6	36	6.0	19	0
Henne	16	32	2.0	12	1
Hartline	4	29	7.3	16t	1
Bess.....	2	11	5.5	11	0
Pennington.....	3	7	2.3	4	0
Sheets	1	5	5.0	5	0
Thigpen	1	1	1.0	1	0
DOLPHINS.....	509	2231	4.4	68t	22
OPPONENTS.....	435	1835	4.2	50	16

PASSING

	ATT.	COMP.	YDS.	PCT.	TD	INT.	LG	SACK/ LOST	RATING
Henne	451	274	2878	60.8	12	14	67	26/176	75.2
Pennington	74	51	413	68.9	1	2	21	6/32	76.0
Thigpen	8	4	83	50.0	1	2	34t	0/0	87.0
Brown	6	2	22	33.3	1	0	21	1/9	84.7
White	5	0	0	0.0	0	0	-	1/9	39.6
R. Williams	1	0	0	0	0	1	-	0/0	0.0
DOLPHINS	545	331	3396	60.7	15	19	67	34/226	73.3
OPPONENTS	489	281	3996	57.5	23	15	81t	44/242	86.9

RECEIVING

	NO.	YDS.	AVG.	LG	TD
Bess.....	76	758	10.0	34t	2
Camarillo	50	552	11.0	29	0
Ginn, Jr.	38	454	11.9	53t	1
R. Williams	35	264	7.5	59	2
Hartline	31	506	16.3	67	3
Fasano	31	339	10.9	27	2
Hilliard	20	158	7.9	18	2
Haynos.....	19	162	8.5	21	2
Brown.....	14	98	7.0	27	0
Polite	11	51	4.6	10	0
Sperry	3	31	10.3	13	1
Cobbs	3	23	7.7	10	0
DOLPHINS.....	331	3396	10.3	67	15
OPPONENTS.....	281	3996	14.2	81t	23

INTERCEPTIONS

	NO.	YDS.	AVG.	LG	TD
V. Davis	4	64	16.0	26	1
Bell.....	3	48	16.0	29	0
W. Allen	2	27	13.5	21	0
N. Jones.....	2	0	0.0	0	0
Culver	1	23	23.0	23	0
Crowder	1	2	2.0	2	0
Taylor	1	0	0.0	0	0
Torbor	1	0	0.0	0	0
DOLPHINS.....	15	164	10.9	29	1
OPPONENTS.....	19	261	13.7	54t	3

PUNTING

	NO.	YDS.	AVG.	NET	TB	IN 20	LG	BLK
Fields	75	3472	46.3	39.8	6	25	66	0
DOLPHINS	75	3472	46.3	39.8	6	25	66	0
OPPONENTS	67	2953	44.1	38.4	7	22	66	0

PUNT RETURNS

	RET.	FC	YDS.	AVG.	LG	TD
Bess.....	28	13	209	7.5	22	0
Ginn, Jr.	5	0	28	5.6	12	0
DOLPHINS	33	13	237	7.2	22	0
OPPONENTS	43	13	369	8.6	31	0

KICKOFF RETURNS

	NO.	YDS.	AVG.	LG	TD
Ginn, Jr.	52	1296	24.9	101t	2
Cobbs	16	361	22.6	39	0
B. Hartline	3	36	12.0	18	0
Polite	2	24	12.0	12	0
Berger	1	13	13.0	13	0
Torbor.....	1	9	9.0	9	0
DOLPHINS	75	1739	23.2	101t	2
OPPONENTS	71	1557	21.9	87	0

FIELD GOALS

	1-19	20-29	30-39	40-49	50+	TOTALS
Carpenter	0/0	9/9	7/8	8/9	1/2	25/28
DOLPHINS	0/0	9/9	7/8	8/9	1/2	25/28
OPPONENTS	0/0	11/11	7/8	9/14	6/6	33/39

SCORING

	TDR	TDP	TDRt	PAT	FG	S	2-PT	TP
Carpenter.....	0	0	0	37/38	25/28	0	0	112
R. Williams	11	2	0			0	1	80
Brown.....	8	0	0			0	0	48
B. Hartline	1	3	0			0	0	24
Ginn, Jr.	0	1	2			0	0	18
Hilliard	1	2	0			0	0	18
Bess.....	0	2	0			0	0	12
Fasano.....	0	2	0			0	0	12
Haynos.....	0	2	0			0	0	12
V. Davis	0	0	1			0	0	6
Henne	1	0	0			0	0	6
Sperry	0	1	0			0	0	6
Taylor	0	0	1			0	0	6
DOLPHINS	22	15	4	37/38	25/28	0	1	360
OPPONENTS	16	23	3	35/37	33/39	0	2	390

TWO-POINT CONVERSIONS.

R. Williams 1
DOLPHINS 1-3, OPPONENTS 2-5

SACKS

Porter 9.0, Starks 7.0, Taylor 7.0, Wake 5.5, Langford 2.5, Merling 2.5, Anderson 2.0, Bell 1.5, McDaniel 1.5, Crowder 1.0, N. Jones 1.0, Moses 1.0, Torbor 1.0, Wilson 1.0, Baker 0.5

DOLPHINS 44.0, OPPONENTS 34.0

2009 DEFENSIVE STATISTICS

PLAYER	TOTAL TACK.	SOLO	ASST.	SACKS/ YDS	INT./ YARDS	PASS DEF.	FUM. FOR.	FUM. REC.
Bell	113	91	22	1.5/8.0	3/48.0	9		
Wilson	91	71	20	1.0/7.0		8		
Ayodele	70	60	10				1	2
Starks	56	42	14	7.0/36.5				1
Crowder	51	43	8	1.0/3.0	1/2	3		
Davis	49	45	4		4/64	11		
Langford	43	33	10	2.5/8.0		2	1	
Taylor	42	33	9	7.0/37.0	1/0	5	3	1
Porter	41	34	7	9.0/46.5		1	1	1
Smith	38	31	7			12		1
Jones	35	30	5	1.0/8.0	2/0	10	1	
Merling	33	24	9	2.5/20.5		3		1
Torbor	27	20	7	1.0/8.0	1/0	4		
Soliai	25	22	3			1	1	
Ferguson	23	15	8			1		
W. Allen	21	19	2		2/27	6		
Culver	19	16	3		1/23	4		
McDaniel	16	13	3	1.5/16.5		1		
Wake	11	10	1	5.5/28.5		1	1	
Anderson	8	8	0	2.0/4			2	
J. Allen	7	6	1			2		
Clemons	7	5	2					
Moses	6	5	1	1.0/6.0				
Roth	4	2	2					
Baker	2	1	1	0.5/4.5				
Dotson	2	1	1					

NOTE: Special teams and miscellaneous tackles not included above.

DEFENSIVE TOUCHDOWNS: Davis (23 yd. interception) vs Buffalo, 10/4; Taylor (48-yd. fumble) at N.Y. Jets, 11/1.

MISCELLANEOUS TACKLES: Camarillo - 3; Fasano - 3; Ginn, Jr. - 3; Henne - 2; Berger - 1; Garner - 1; Hartline - 1; Polite - 1; Thomas - 1; R. Williams - 1; TEAM - 1.

MISCELLANEOUS FORCED FUMBLES: Camarillo - 1, Thomas - 1.

MISCELLANEOUS FUMBLE RECOVERIES: N. Garner - 2, C. Henne - 2, R. Williams - 2, V. Carey - 2, L. Hilliard - 1.

SACKS:

Porter: 9.0 – 1 vs. Indianapolis (9/21); 1 at San Diego (9/27); .5 vs. New Orleans (10/25); 2 at Carolina (11/19); 2.5 at Buffalo (11/29); 1 at Jacksonville (12/13); 1 vs. Pittsburgh (1/3/10)

Starks: 7.0 – 1 vs. Buffalo (10/4); 1 vs. New York Jets (10/12); .5 vs. New Orleans (10/25); 1 at New York Jets 11/1; 1 at New England (11/8); 1 at Carolina (11/19); .5 at Buffalo (11/29); 1 vs. Pittsburgh (1/3/10)

Taylor: 7.0 – 1 at Atlanta (9/13), 2.5 vs. Buffalo (10/4); 2 vs. New Orleans (10/25); .5 at Buffalo (11/29); 1 at Tennessee (12/20)

Wake: 5.5 – 2.5 vs Buffalo (10/4); 1 at New England (11/8); vs. Tampa Bay (11/15); 1 at Jacksonville (12/13)

Langford: 2.5 – 1 at San Diego (9/27); .5 at Buffalo (11/29); 1 at Tennessee (12/20)

Merling: 2.5 – 1 at Atlanta (9/13); .5 vs. New Orleans (10/25); 1 at Carolina (11/19)

Anderson: 2.0 – 2 vs. Tampa Bay (11/15)

Bell: 1.5 – 1.5 vs New Orleans (10/25)

McDaniel: 1.5 – 1.5 at Buffalo (11/29)

Crowder: 1.0 – 1 vs. Tampa Bay (11/15)

Jones: 1.0 – 1 vs. Pittsburgh (1/3/10)

Moses: 1.0 – 1 vs. Houston (12/27)

Torbor: 1.0 – 1 at Jacksonville (12/13)

Wilson: 1.0 – 1 at New York Jets (11/1)
 Baker: 0.5 – .5 at Buffalo (11/29)

INTERCEPTIONS:

Davis: 4 – 1 vs. Buffalo (10/4) 1 TD; 1 at New England (11/8); 1 vs. New England (12/6); 1 at Tennessee (12/20)
 Bell: 3 – 1 at Buffalo (11/29); vs. Houston (12/27); vs. Pittsburgh (1/3/10)
 W. Allen: 2 – 2 vs. Buffalo (10/4)
 Jones: 2 – 1 vs. New Orleans (10/25); 1 at Carolina (11/19)
 Crowder: 1 – 1 vs. New England (12/6)
 Culver: 1 – 1 vs. New Orleans (10/25)
 Taylor: 1 – 1 vs. Tampa Bay (11/15)
 Torbor: 1 – 1 vs. New Orleans (10/25)

2009 SPECIAL TEAMS STATISTICS

PLAYER	TOTAL TACK.	SOLO	ASST.	FUM. FOR.	FUM. REC.	BLOCK FG	BLOCK PATs	BLOCK PUNTS	DWND IN 20
Jones	19	15	4		1				
J. Allen	15	14	1						2
Hilliard	14	12	2						
Culver	13	9	4		1				
Wake	11	9	2						
Torbor	10	8	2						
Anderson	9	7	2						
Walden	8	7	1						
Clemmons	7	6	1						
Denney	7	6	1						
Hartline	5	5	0						
Davis	4	4	0						
Wilson	3	3	0						
Fields	2	2	0						
Carpenter	2	1	1						
Ayodele	1	1	0						1
Camarillo	1	1	0						
Cobbs	1	1	0						
Folsom	1	1	0						
Haynos	1	0	1						
Bess	0	0	0		2				
Ginn, Jr.	0	0	0		1				

TRADING PLACES

When the National Football League rescheduled the Dolphins' home game against the Kansas City Chiefs in 2005 to Friday, October 21 because of the impending arrival of Hurricane Wilma, it was not the first time the club has had to change a contest's date or venue for a variety of reasons. In fact, that marked the third straight year and fourth time in five seasons this occurred.

Since 1990, the Dolphins have had to alter the date or venue of a game six times, and the Dolphins are 3-3 in such games. The following are games in which the Dolphins have either had to change a date or site on short notice since 1990:

ORIGINAL DATE, VENUE	OPPONENT	NEW DATE, VENUE	REASON	RESULT
9/7/92, Joe Robbie Stadium	New England	10/18/92, JRS	Hurricane Andrew	Dolphins, 38-17
10/26/97, Pro Player Stadium	Chicago	10/27/97, PPS	World Series	Bears, 36-33, OT
9/16/01, Pro Player Stadium	Buffalo	1/6/02, PPS	9/11	Dolphins, 34-7
10/27/03, Qualcomm Stadium	San Diego	10/27/03, Sun Devil	California Wildfires	Dolphins, 26-10
9/12/04, Pro Player Stadium	Tennessee	9/11/04, PPS	Hurricane Ivan	Titans, 17-7
10/23/05, Dolphins Stadium	Kansas City	10/21/05, DS	Hurricane Wilma	Chiefs, 30-20

2009 STATISTICAL BESTS

DOLPHINS INDIVIDUAL

RUSHING

Yards	136	Ronnie Brown vs. Indianapolis, 9/21
Attempts	28	Ricky Williams at Jacksonville, 12/13
Touchdowns	3	Ricky Williams vs. New Orleans, 10/25
Yards by Quarterback	45	Pat White at New England, 11/8
Longest Run from Scrimmage	68	Ricky Williams vs. New Orleans, 10/25

PASSING

Yards	349	Chad Henne at Tennessee, 12/20
Attempts	55	Chad Henne vs. Houston, 12/27
Completions	35	Chad Henne vs. Houston, 12/27
Touchdowns	2	Chad Henne vs. N.Y. Jets, 10/12
	2	Chad Henne vs. New England, 12/6
Completion Percentage	80.0	Chad Henne vs. Pittsburgh, 1/3/10
Interceptions	3	Chad Henne at Buffalo, 11/29
	3	Chad Henne at Tennessee, 12/20
Longest Completion	67	Chad Henne vs. New Orleans, 10/25

RECEIVING

Receptions	11	Ted Ginn, Jr. vs. Indianapolis, 9/21
Yards	117	Davone Bess vs. New England, 12/6
Touchdowns	1	15 times (last: Lex Hilliard vs. Pittsburgh, 1/3/10)
Yards by Running Back	74	Lex Hilliard vs. Houston, 12/27
Longest Reception	67	Brian Hartline vs. New Orleans, 10/25

TOTAL YARDS FROM SCRIMMAGE ..

	138	Ricky Williams vs. N.Y. Jets, 10/12
	138	Ricky Williams at Carolina, 11/19

DEFENSE

TACKLES

Total	13	Yeremiah Bell at Buffalo, 11/29
Solo	10	Gibril Wilson vs. N.Y. Jets, 10/12

INTERCEPTIONS

Total	2	Will Allen vs. Buffalo, 10/4
Longest Return	29	Yeremiah Bell vs. Houston, 12/27
Longest Return for Touchdown	23t	Vontae Davis vs. Buffalo, 10/4

FUMBLES

Total Forced	2	Jason Taylor vs. New Orleans, 10/25
	2	Charlie Anderson vs. Tampa Bay, 11/15
Total Recovered	2	Akin Ayodele vs. Tampa Bay, 11/15
Longest Return for Touchdown	48t	Jason Taylor at N.Y. Jets, 11/1

SACKS

Total	2.5	Cameron Wake vs. Buffalo, 10/4
	2.5	Jason Taylor vs. Buffalo, 10/4
	2.5	Joey Porter at Buffalo, 11/29
Yards Lost	19.5	Jason Taylor vs. Buffalo, 10/4

SPECIAL TEAMS

Field Goals Made	4	Dan Carpenter vs. Tampa Bay, 11/15
Field Goal Attempts	4	Dan Carpenter vs. Indianapolis, 9/21
	4	Dan Carpenter vs. Tampa Bay, 11/15
Longest Field Goal	52	Dan Carpenter at New England, 11/8
Longest Field Goal Attempt	54	Dan Carpenter vs. Houston, 12/27
Punts	7	Brandon Fields at N.Y. Jets, 11/1
Longest Punt (yards)	66	Brandon Fields at N.Y. Jets, 11/1
Highest Gross Average	53	Brandon Fields at Tennessee, 12/20
Highest Net Average	46.0	Brandon Fields vs. Houston, 12/27

Most Punt Returns.....	4	Davone Bess at N.Y. Jets, 11/1
Most Punt Return Yards.....	30	Davone Bess at Carolina, 11/19
Highest Punt Return Average.....	15.0	Davone Bess at Carolina, 11/19
Longest Punt Return.....	14	Davone Bess vs. New Orleans, 10/25
Most Kickoff Returns.....	6	Ted Ginn, Jr. at N.Y. Jets, 11/1
	6	Ted Ginn, Jr. vs. Houston, 12/27
Most Kickoff Return Yards.....	299	Ted Ginn, Jr. at N.Y. Jets, 11/1
Highest Kickoff Return Average.....	49.8	Ted Ginn, Jr. at N.Y. Jets, 11/1
Longest Kickoff Return	101	Ted Ginn, Jr. at N.Y. Jets, 11/1

OPPONENTS INDIVIDUAL

RUSHING

Yards	122	DeAngelo Williams at Carolina, 11/15
Attempts.....	29	Chris Johnson at Tennessee, 12/20
Touchdowns.....	2	Thomas Jones vs. N.Y. Jets, 10/12
	2	Drew Brees vs. New Orleans, 10/25
	2	Fred Jackson at Buffalo, 11/29
Yards by Quarterback	50	Ryan Fitzpatrick at Buffalo, 11/29
Longest Run from Scrimmage.....	50	DeAngelo Williams at Carolina, 11/19

PASSING

Yards	352	Tom Brady vs. New England, 12/6
Attempts.....	42	Jake Delhomme at Carolina, 11/19
Completions.....	25	Tom Brady at New England, 11/8
Touchdowns.....	3	Vince Young at Tennessee, 12/20
	3	Ben Roethlisberger vs. Pittsburgh, 1/3/10
Completion Percentage	67.5	Tom Brady at New England, 11/8
Interceptions	3	Trent Edwards vs. Buffalo, 10/4
	3	Drew Brees vs. New Orleans, 10/25
Longest Completion.....	81t	Tom Brady vs. New England, 12/6

RECEIVING

Receptions	10	Wes Welker vs. New England, 12/6
Yards	183	Dallas Clark vs. Indianapolis, 9/21
Touchdowns.....	2	Justin Gage at Tennessee, 12/20
Yards by Running Back.....	49	Jerious Norwood at Atlanta, 9/13
Longest Reception.....	81t	Sam Aiken vs. New England, 12/6

TOTAL YARDS FROM SCRIMMAGE ..

183	Dallas Clark vs. Indianapolis, 9/21
-----	-------------------------------------

DEFENSE

TACKLES

Total	13	Stephen Tulloch at Tennessee, 12/20
Solo.....	12	Stephen Tulloch at Tennessee, 12/20

INTERCEPTIONS

Total	1	19 times (last: Ike Taylor vs. Pittsburgh, 1/3/10)
Longest Return	54t	Tracy Porter vs. New Orleans, 10/25
Longest Return for Touchdown.....	54t	Tracy Porter vs. New Orleans, 10/25

FUMBLES

Total Forced	2	Tyron Brackenridge at Jacksonville, 12/13
	2	Gerald Alexander at Jacksonville, 12/13
Total Recovered	2	Jonathan Babineaux at Atlanta, 9/13
Longest Return for Touchdown.....	None	

SACKS

Total	2	John Abraham at Atlanta, 9/13
	2	Kroy Biermann at Atlanta, 9/13
	2	George Wilson vs. Buffalo, 10/4
	2	Anthony Hargrove vs. New Orleans, 10/25
	2	LaMarr Woodley vs. Pittsburgh, 1/3/10
Yards Lost.....	15	Bart Scott at N.Y. Jets, 11/1
	15	David Harris at N.Y. Jets, 11/1

SPECIAL TEAMS

Field Goals Made.....	4	Stephen Gostkowski at New England, 11/8
Field Goal Attempts	4	Jason Elam at Atlanta, 9/13
	4	Nate Kaeding at San Diego, 9/27
	4	Stephen Gostkowski at New England, 11/8
Longest Field Goal.....	56	Rian Lindell at Buffalo, 11/29
Longest Field Goal Attempt	56	Rian Lindell at Buffalo, 11/29
Punts.....	7	Steve Weatherford at N.Y. Jets, 11/1
	7	Adam Podlesh at Jacksonville, 12/13
Longest Punt (yards)	66	Brian Moorman at Buffalo, 11/29
Highest Gross Average	51.4	Brian Moorman vs. Buffalo, 10/4
Highest Net Average.....	47	Brian Moorman at Buffalo, 11/29
Most Punt Returns.....	5	Reggie Bush vs. New Orleans, 10/25
	5	Jim Leonhard at N.Y. Jets, 11/1
Most Punt Return Yards	47	Roscoe Parrish vs. Buffalo, 10/4
Highest Punt Return Average	23.5	Roscoe Parrish vs. Buffalo, 10/4
Longest Punt Return.....	31	Roscoe Parrish vs. Buffalo, 10/4
Most Kickoff Returns.....	6	Roscoe Parrish vs. Buffalo, 10/4
	6	Courtney Roby vs. New Orleans, 10/25
	6	Clifton Smith vs. Tampa Bay, 11/15
Most Kickoff Return Yards.....	185	Courtney Roby vs. New Orleans, 10/25
Highest Kickoff Return Average.....	31	Brandon Tate at New England, 11/8
Longest Kickoff Return	87	Courtney Roby vs. New Orleans, 10/25

DOLPHINS TEAM

	HIGHS	LOWS
FIRST DOWNS		
Total	27 vs. Indianapolis, 9/21	10 at N.Y. Jets, 11/1
Rushing.....	17 vs. Buffalo, 10/4	2 vs. New England, 12/6
Passing	21 vs. New England, 12/6	6 at N.Y. Jets 11/1
Penalty	3 vs. Tampa Bay, 11/15	0 vs. Indianapolis, 9/21
	3 vs. Pittsburgh, 1/3/10	0 at San Diego, 9/27
		0 vs. Buffalo Bills 10/4
		0 at Jacksonville, 12/13
TOTAL NET YARDS		
Net Yards	468 at Tennessee, 12/20	104 at N.Y. Jets, 11/1
RUSHING		
Net Yards.....	250 vs. Buffalo, 10/4	52 at N.Y. Jets, 11/1
Attempts	49 vs. Indianapolis, 9/21	16 vs. Houston, 12/27
Average.....	5.6 vs. Buffalo, 10/4	2.3 at N.Y. Jets, 11/1
Touchdowns	4 vs. New Orleans, 10/25	0 at Atlanta, 9/13
		0 at N.Y. Jets, 11/1
		0 vs. New England, 12/6
PASSING		
Net Yards.....	347 at Tennessee, 12/20	52 at N.Y. Jets, 11/1
Attempts	55 vs. Houston, 12/27	21 at N.Y. Jets, 11/1
Completions	35 vs. Houston, 12/27	12 at N.Y. Jets, 11/1
Touchdowns	2 at N.Y. Jets, 10/12	0 vs. Indianapolis, 9/21
	2 vs. New England, 12/6	0 at San Diego, 9/27
	2 vs. Pittsburgh, 1/3/10	0 vs. New Orleans, 10/25
		0 at Jacksonville, 12/13
Completion Percentage	75.0 vs. N.Y. Jets, 10/12	48.6 vs. New Orleans, 10/25
Interceptions	4 at Buffalo, 11/29	0 vs. Buffalo, 10/4
		0 vs. N.Y. Jets, 10/12
		0 at New England, 11/8
		0 at Carolina, 11/19
Times Sacked	6 vs. Buffalo, 10/4	0 vs. N.Y. Jets, 10/12
	6 at N.Y. Jets, 11/1	0 vs. Tampa Bay, 11/15
		0 at Carolina, 11/19
Yards Lost.....	60 at N.Y. Jets, 11/1	0 vs. N.Y. Jets, 10/12
		0 vs. Tampa Bay, 11/15
		0 at Carolina, 11/19
PUNTS		
Total	7 at N.Y. Jets, 11/1	1 vs. Indianapolis, 9/21
Yards.....	362 at N.Y. Jets, 11/1	44 vs. Indianapolis, 9/21
Long	66 at N.Y. Jets, 11/1	44 vs. Indianapolis, 9/21

Gross Average	53.0 at Tennessee, 12/20	39.8 vs. Buffalo, 10/4
Net Average	46.0 vs. Houston, 12/27	30.4 vs. Buffalo, 10/4
Returns	4 vs. Buffalo, 10/4	0 at New England, 11/8
	4 at N.Y. Jets, 11/1	
	4 at Jacksonville, 12/13	
Return Yards	40 vs. Buffalo, 10/4	0 at New England, 11/8
Return Average.....	15.0 at Carolina, 11/19	3.0 vs. Pittsburgh, 1/3/10
PENALTIES		
Total	8 vs. N.Y. Jets, 10/12	2 vs. New England, 12/6
	8 vs. New Orleans, 10/25	
	8 at Tennessee, 12/20	
Yards Penalized	112 vs. N.Y. Jets, 10/12	20 vs. Indianapolis, 9/21
FUMBLES		
Total	5 at Jacksonville, 12/13	0 vs. N.Y. Jets, 10/12
		0 at Buffalo, 11/29
Lost	3 at Atlanta, 9/13	0 Nine times (last: vs. Pittsburgh, 1/3/10)
TIME OF POSSESSION		
Game	45:07 vs. Indianapolis, 9/21	25:54 at N.Y. Jets, 11/1

OPPONENTS TEAM

	HIGHS	LOWS
FIRST DOWNS		
Total	23 at N.Y. Jets, 11/1	10 vs. Buffalo, 10/4
		10 at Jacksonville, 12/13
Rushing.....	9 vs. Pittsburgh, 1/3/10	0 vs. Buffalo, 10/4
Passing	16 at New England, 11/8	3 at Jacksonville, 12/13
Penalty	4 vs. N.Y. Jets, 10/12	0 vs. Indianapolis, 9/21
		0 vs. Houston, 12/27
RUSHING		
Net Yards.....	202 vs. Pittsburgh, 1/3/10	46 vs. Buffalo, 10/4
Attempts	40 at N.Y. Jets, 11/1	11 vs. Indianapolis, 9/21
Average.....	6.7 at Carolina, 11/19	2.5 at Atlanta, 9/13
		2.5 at San Diego, 9/27
PASSING		
Net Yards	352 vs. New England, 12/6	122 at Jacksonville, 12/13
Attempts	42 at Carolina, 11/19	23 Indianapolis, 9/21
Completions	25 at New England, 11/8	11 at Jacksonville, 12/13
Touchdowns	3 at Tennessee, 12/20	0 at San Diego, 9/27
	3 vs. Pittsburgh, 1/3/10	0 at Jacksonville, 12/13
Completion Percentage	67.5 at New England, 11/8	42.3 at Jacksonville, 12/13
Interceptions	3 vs. Buffalo, 10/4	0 Six times (last: at Jacksonville, 12/13)
		0 vs. New England, 12/6
Times Sacked.....	6 vs. Buffalo, 10/4	
	6 at Buffalo, 11/29	
Yards Lost.....	39 at Buffalo, 11/29	0 vs. New England, 12/6
PUNTS		
Total	7 at N.Y. Jets, 11/1	2 at San Diego, 9/27
	7 at Jacksonville, 12/13	2 vs. Pittsburgh, 1/3/10
Yards.....	257 vs. Buffalo, 10/4	71 vs. Pittsburgh, 1/3/10
Long	66 at Buffalo, 11/29	38 at New England, 11/8
Gross Average	51.4 vs. Buffalo, 10/4	34.7 at New England, 11/8
Net Average	47 at Buffalo, 11/29	31 at Atlanta, 9/13
Returns	5 vs. New Orleans, 10/25	1 vs. Indianapolis, 9/21
	5 at N.Y. Jets, 11/1	1 at New England, 11/8
Return Yards	47 vs. Buffalo, 10/4	-2 vs. Houston, 12/27
Return Average.....	23.5 vs. Buffalo, 10/4	-1.0 vs. Houston, 12/27
PENALTIES		
Total	9 vs. Tampa Bay, 11/15	2 at Jacksonville, 12/13
Yards Penalized	82 vs. New England, 12/6	10 at Jacksonville, 12/13

FUMBLES

Total	4 vs. Tampa Bay, 11/15	0 Six times (last: vs Houston, 12/27)
Lost	1 Seven times (last: vs. Houston, 12/27)	0 Nine Times (last: vs. Pittsburgh, 1/3/10)

TIME OF POSSESSION

Game	34:06 at N.Y. Jets, 11/1	14:53 vs. Indianapolis, 9/21
------------	--------------------------	------------------------------

IN 2009 MIAMI WAS:

3-1 when leading after the 1st quarter	3-5 in road games
4-1 when leading after the 2nd quarter	0-1 when playing in domes
4-2 when leading after the 3rd quarter	7-8 when playing outdoors
2-4 when behind after the 1st quarter	1-3 when playing on artificial turf
2-5 when behind after the 2nd quarter	6-6 when playing on natural grass
2-6 when behind after the 3rd quarter	3-5 after winning the coin toss
3-3 when Miami scores first	4-4 after losing the coin toss
4-6 when opponent scores first	6-4 when scoring 21 points or more
1-3 when tied at halftime	3-1 when yielding 20 points or less
4-4 in home games	0-1 in overtime contests

DRIVE ENGINEERING

	DRIVES	TD	FG	MFG	PUNT	BLK PUNT	FBL	INT	DWNS	SAF	HLF	END OF GAME	END OF REG	PTS
Dolphins	186	39	25	3	75	0	9	19	4	0	5	6	1	346
Opponents	187	39	33	6	67	0	6	15	6	0	7	8	0	371

INSIDE THE TWENTY-YARD LINE

	NO	TD	FG	MFG	TD PCT.	SCORE PCT.	FBL	INT	DWN	HLF	GAME	PTS
Dolphins	54	33	15	0	61.1%	88.9%	2	3	0	0	1	274
Opponents	51	24	18	2	47.1%	82.4%	0	2	3	0	2	219

GOAL-TO-GO SITUATIONS

	NO	TD	FG	MFG	TD PCT.	SCORE PCT.	FBL	INT	DWN	HLF	GAME	PTS
Dolphins	32	24	5	0	75.0%	90.6%	1	1	0	0	1	180
Opponents	28	16	9	0	57.1%	89.3%	0	1	1	0	1	138

GAME	TAKEAWAYS			GIVEAWAYS			DIFF	W/L
	INT	FMBL	TOT	INT	FMBL	TOT		
9/13 at Atlanta	0	0	0	1	3	4	-4	L
9/21 INDIANAPOLIS	0	0	0	1	0	1	-1	L
9/27 at San Diego	0	1	1	1	1	2	-1	L
10/4 BUFFALO	3	0	3	0	0	0	3	W
10/12 N.Y. JETS	0	0	0	0	0	0	0	W
10/25 NEW ORLEANS	3	1	4	2	1	3	1	L
11/1 at N.Y. Jets	0	1	1	0	1	1	0	W
11/8 at New England	1	0	1	0	0	0	1	L
11/15 TAMPA BAY	1	1	2	1	1	2	0	W
11/19 at Carolina	1	0	1	0	0	0	1	W
11/29 at Buffalo	1	0	1	4	0	4	-3	L
12/6 NEW ENGLAND	2	0	2	1	0	1	1	W
12/13 at Jacksonville	0	0	0	1	2	3	-3	W
12/20 at Tennessee	1	1	2	3	1	4	-2	L
12/27 HOUSTON	1	0	1	1	0	1	0	L
1/3/10 PITTSBURGH	1	1	2	3	0	3	-1	L
TOTAL	15	6	21	19	10	29	-8	7-9

BLOCKS

	FGs	PATs	PUNTS	TOTAL
By Dolphins	0	0	1	1
By Opponents	1	0	0	1

THIRD DOWN EFFICIENCY

	3rd DOWN AND										TOTAL
	1	2	3	4	5	6	7	8	9	10+	
Miami	28-33	16-24	16-19	13-22	13-28	10-20	7-18	3-12	2-16	12-53	120-245
Opp.	16-24	5-11	8-14	3-16	8-20	7-20	6-16	5-15	1-9	10-53	69-198

DOLPHINS BIG PLAYS

PASSING (25-yards and longer)

67 B. Hartline from C. Henne vs. New Orleans, 10/25
 59 R. Williams from C. Henne vs. N.Y. Jets, 10/12
 57 B. Hartline from C. Henne at Tennessee 12/20
 53t T. Ginn, Jr. from C. Henne vs. N.Y. Jets, 10/12
 39 B. Hartline from C. Henne at Tennessee 12/20
 36 B. Hartline from C. Henne at Carolina, 11/19
 35 T. Ginn, Jr. from C. Henne vs. Houston, 12/27
 34 D. Bess from C. Henne at Tennessee, 12/20
 34t D. Bess from T. Thigpen vs. Pittsburgh, 1/3/10
 30 D. Bess from C. Henne vs. Tampa, 11/15
 29 G. Camarillo from C. Henne vs. New England, 12/6
 28 R. Williams from C. Henne at N.Y. Jets 11/1
 27 R. Brown from C. Henne at San Diego, 9/27
 27 A. Fasano from T. Thigpen vs. Pittsburgh, 1/3/10
 25 D. Bess from C. Henne vs. Tampa, 11/15
 25 B. Hartline from C. Henne at Jacksonville, 12/13

RUSHING (15-yards and longer)

68 R. Williams vs. New Orleans, 10/25
 46t R. Williams at Carolina, 11/19
 45 R. Brown vs. Tampa, 11/15
 38 R. Brown vs. Buffalo, 10/4
 33 P. White at New England, 11/8
 28 R. Williams vs. Buffalo, 10/4
 27 R. Williams vs. Tampa, 11/15
 26 R. Brown vs. Buffalo, 10/4
 22 T. Ginn, Jr. vs. Buffalo, 10/4
 19 R. Brown vs. Indianapolis, 9/21
 19 P. Cobbs vs. Indianapolis, 9/21
 18 R. Williams vs. N.Y. Jets, 10/12
 18 L. Hilliard at Carolina, 11/19
 17 R. Williams at Carolina, 11/19
 16 T. Ginn, Jr. at Jacksonville, 12/13
 16 R. Williams vs. Pittsburgh, 1/3/10
 16t B. Hartline vs. Pittsburgh 1/3/10
 15 R. Williams vs. Indianapolis, 9/21
 15 R. Williams vs N.Y. Jets, 10/12
 15 R. Williams at Tennessee, 12/20

OPPONENTS BIG PLAYS

PASSING (25-yards and longer)

81t S. Aiken from T. Brady vs. New England, 12/6
 80t D. Clark from P. Manning vs. Indianapolis, 9/21
 71t R. Moss from T. Brady at New England, 11/8
 66 J. Shockey from D. Brees vs. New Orleans, 10/25
 63 T. Holt from D. Garrard at Jacksonville, 12/13
 58t R. Moss from T. Brady vs. New England, 12/6
 58 W. Welker from T. Brady vs. New England, 12/6
 55 V. Jackson from P. Rivers at San Diego, 9/27
 54t M. Wallace from B. Roethlisberger vs. Pittsburgh, 1/3/10
 53 D. Clowney from M. Sanchez vs. N.Y. Jets, 10/12
 53 J. Cotchery from M. Sanchez at N.Y. Jets, 11/1
 51t T. Owens from R. Fitzpatrick at Buffalo, 11/29
 49 D. Clark from P. Manning vs. Indianapolis, 9/21
 48t P. Garcon from P. Manning vs. Indianapolis, 9/21
 47 M. Floyd from P. Rivers at San Diego, 9/27
 44t J. Jones from M. Schaub vs. Houston, 12/27
 41 C. Johnson from V. Young at Tennessee, 12/20
 39 T. Owens from T. Edwards vs. Buffalo, 10/4
 37 D. Henderson from D. Brees vs. New Orleans, 10/25
 37 K. Winslow from J. Freeman vs. Tampa, 11/15
 37 H. Miller from B. Roethlisberger vs. Pittsburgh, 1/3/10
 36 R. Moss from T. Brady at New England, 11/8
 35 J. Jones from M. Schaub vs. Houston, 12/27
 35 L. Evans from T. Edwards vs. Buffalo, 10/4

RUSHING (15-yards and longer)

50 D. Williams at Carolina, 11/19
 36 R. Mendenhall vs. Pittsburgh, 1/3/10
 34 W. Parker vs. Pittsburgh, 1/3/10
 35 M. Bell vs. New Orleans, 10/25
 26 S. Weatherford vs. N.Y. Jets, 10/12
 18 D. Williams at Carolina, 11/19
 17t A. Foster vs. Houston, 12/27
 17 V. Young at Tennessee, 12/20
 15t D. Brown vs. Indianapolis, 9/21
 15 W. Parker vs. Pittsburgh, 1/3/10

OPPONENTS BIG PLAYS (Continued)

PASSING (25-yards and longer)

34	B. Edwards from M. Sanchez vs. N.Y. Jets, 10/12
33t	M. Stovall from J. Freeman vs. Tampa Bay, 11/15
32	L. Evans from R. Fitzpatrick at Buffalo, 11/29
32	F. Jackson from R. Fitzpatrick at Buffalo, 11/29
32	L. Hawkins from V. Young at Tennessee, 12/20
32t	N. Washington from V. Young at Tennessee, 12/20
30	V. Jackson from P. Rivers at San Diego, 9/27
29	G. Barnidge from J. Delhomme at Carolina, 11/19
28	T. Jones from M. Sanchez at New York Jets, 11/1
28	W. Welker from T. Brady vs. New England, 12/6
27t	S. Smith from J. Delhomme at Carolina, 11/19
26	R. Mendenhall from B. Roethlisberger vs. Pittsburgh, 1/3/10
25	A. Johnson from M. Schaub vs. Houston, 12/27
25	L. Evans from T. Edwards vs. Buffalo, 10/4
25	M. Colston from D. Brees vs. New Orleans, 10/25
25	B. Edwards from M. Sanchez at N.Y. Jets, 11/1

RUSHING (15-yards and longer)

DOLPHINS BIG GAMES

100-YARD RUSHERS

136	R. Brown vs. Ind., 9/21
119	R. Williams at Car., 11/19
115	R. Brown vs. Buff., 10/4
115	R. Williams at Buff., 11/29
108	R. Williams at Jack., 12/13
102	R. Williams vs. T.B., 11/15

100-YARD RECEIVERS

117	D. Bess vs. N.E., 12/6
110	G. Camarillo at Jack., 12/13
108	T. Ginn, Jr. vs. Ind., 9/21

300-YARD PASSERS

349	C. Henne at Tenn., 12/20
335	C. Henne vs. N.E., 12/6
322	C. Henne vs. Hou., 12/27

OPPONENTS BIG GAMES

100-YARD RUSHERS

122	D. Williams at Car., 11/19
104	C. Johnson at Tenn., 12/20
102	T. Jones at N.Y. Jets, 11/1

100-YARD RECEIVERS

183	D. Clark vs. Ind., 9/21
167	W. Welker vs. N.E., 12/6
147	R. Moss at N.E., 11/8
120	V. Jackson at S.D., 9/27
105	J. Shockey vs. N.O., 10/25
102	K. Winslow vs. T.B., 11/15

300-YARD PASSERS

352	T. Brady vs. N.E., 12/6
332	T. Brady at N.E., 11/8
303	P. Manning vs. Ind., 9/21
303	P. Rivers at S.D., 9/27

INDEX OF DOLPHINS FACTS

Big 10 Players	50
Brothers, First Round Picks	54
Brothers in Dolphins History	271
Bye Weeks, Record Before And After	64
Changes of Game Dates and Venues	277
Close Games, Record In	24
Coaching Longevity, Dolphins	267
Consecutive Wins To Open Season	565
Defensive Draft, 2010	167
Defensive Scores, Record With	173
Domed Teams, Home Record Against	259
Father-Son Combinations In Dolphins History	102
Florida Colleges, Dolphins Drafted From	149
Home Wins, Consecutive	463
International Games, Dolphins In	55
Linebackers Drafted	157
Monday Night Football, Dolphins On	25
Offense, 1984	31
Offensive Tackles, Pro Bowl Starters	416
One Hundred Yards Rushers	416
One Thousand-Yard Rushers, Two On Same Team	593
Pacific Time Zone, Record in	48
Pass Rush	30
Players-Coaches in Dolphins History	39

Playoff Games, Record In	47
Playoff Shutouts	541
Points Scored and Allowed, NFL Leaders In Same Season	52
Pro Bowl MVPs	225
Pro Bowl Positions	67
Pro Bowl Touchdowns	183
Punters, Prolific	272
Quarterbacks, Most In Single-Season	441
Receiving, Dual 100-Yard Games	217
Rookie Offensive Line Starters	469
Running Game, Dolphins Average Per Attempt	22
Rushing, Dual 100-Yard Games	197
Sacks Allowed, Dolphins Among League Leaders	168
Season Openers, Record In	593
Shula, Don, Coach To Hall of Famers	290
Shula, Don, Coaching Longevity	607
Shutouts, All-Time	251
Starts, Most By Rookie Defensive Backs	324
Stofa, John	61
Takeaway/Giveaway Ratio, Record with +/-	35
Training Center Sites, Chronology of	108
Winless Teams in Miami	27

2009 TEAM RANKINGS

AMERICAN FOOTBALL CONFERENCE

	OFFENSE			DEFENSE		
	TOTAL	RUSH	PASS	TOTAL	RUSH	PASS
Baltimore	7	4	7	2	2	5
Buffalo	14	10	14	8	15	2
Cincinnati	12	6	11	3	3	4
Cleveland	16	5	16	15	13	15
Denver	8	12	6	7	12	3
Houston	2	14	*1	6	5T	11
Indianapolis	4	16	2	9	11	9
Jacksonville	9	7	8	11	9	14
Kansas City	13	8	13	14	16	12
MIAMI	10	3	9	10	8	13
New England	1	9	3	5	7	8
New York Jets	11	*1	15	*1	4	*1
Oakland	15	13	12	12	14	6
Pittsburgh	3	11	5	4	1	10
San Diego	4	15	4	7	10	7
Tennessee	6	2	10	13	5T	16

NATIONAL FOOTBALL CONFERENCE

	OFFENSE			DEFENSE		
	TOTAL	RUSH	PASS	TOTAL	RUSH	PASS
Arizona	7	15	7	10	10	11
Atlanta	8	6	8	11	6	14
Carolina	9	1	15	3	12	1
Chicago	12	16	11	9	13	4
Dallas	2	3	4	4	3	9
Detroit	14	11	12	16	14	16
Green Bay	4	5	7	1	*1	2
Minnesota	3	4	3	2	2	8
New Orleans	*1	2	2	13	11	13
New York Giants	5	7	6	7	7	5
Philadelphia	6	9	5	6	5	7
St. Louis	16	8	16	15	15	12
San Francisco	13	12	13	8	4	10
Seattle	10	13	9	12	8	15
Tampa Bay	15	10	14	14	16	6
Washington	11	14	10	5	9	3

NATIONAL FOOTBALL LEAGUE

	OFFENSE			DEFENSE		
	TOTAL	RUSH	PASS	TOTAL	RUSH	PASS
Arizona	14	28	12	20	17	23
Atlanta	16	15	14	21	10T	28
Baltimore	13	5	18	3	5	8T
Buffalo	30	16	30	19	30	2
Carolina	19	3	27	8	22	4
Chicago	23	29	17	17	23	13
Cincinnati	24	9	26	4	7	6
Cleveland	32	8	32	31	28	29
Dallas	2	7	6	9	4	20
Denver	15	18	13	7	26	3
Detroit	26	24	21	32	25	32
Green Bay	6	14	7	2	*1	5
Houston	4	30	*1	13T	10T	18
Indianapolis	9	32	2	18	24	14
Jacksonville	18	10	19	23	19	27
Kansas City	25	11	25	30	31	22
MIAMI	17	4	20	22	18	24
Minnesota	5	13	8	6	2	19
New England	3	12	3	11	13	12
New Orleans	*1	6	4	25	21	26
New York Giants	8	17	11	13T	14	15
New York Jets	20	*1	31	*1	8	*1
Oakland	31	21	29	26	29	7
Philadelphia	11	22	10	12	9	17
Pittsburgh	7	19	9	5	3	16
St. Louis	29	20	28	29	27	25
San Diego	10	31	5	16	20	11
San Francisco	27	25	22	15	6	21
Seattle	21	26	15	24	15	30
Tampa Bay	28	23	24	27	32	10
Tennessee	12	2	23	28	10T	31
Washington	22	27	16	10	16	8T

* = NFL leader

T = Tied for position

2009 GAME-BY-GAME OFFENSE

2009 MIAMI DOLPHINS OFFENSIVE STATISTICS

	1st DOWNS				3rd DOWNS		TOTAL OFFENSE			RUSHING			PASSING							PEN.			SCORING					TIME OF POSSESSION	FUM.-NO./LOST	
	TOTAL	RUSH	PASS	PENALTY	ATT.	CONV.	NET YARDS	PLAYS	AVG.	YARDS	ATT.	AVG.	NET YARDS	SACKS	YDS. LOST	GROSS YDS.	ATT.	COMP.	INT.	NO.	LOST	POINTS	TD RUSH	TD PASS	TD RETURN	PAT/ATT.	FG/ATT.			
9/13	16	4	11	1	11	4	259	56	4.6	96	22	4.4	163	4	13	176	30	21	1	4	27	7	0	1	0	0	1/1	0/0	29:07	3/3
9/21	27	14	13	0	21	15	403	84	4.8	239	49	4.9	164	2	19	183	33	22	1	4	20	23	2	0	0	2/2	3/4	45:07	1/0	
9/27	19	12	7	0	12	5	289	63	4.6	149	31	4.8	140	1	6	146	31	18	1	7	39	13	1	0	0	1/1	2/2	32:27	1/1	
10/4	25	17	8	0	17	9	336	73	4.6	250	45	5.6	86	6	29	115	22	14	0	5	45	38	3	1	1	5/5	1/1	37:09	3/0	
10/12	23	10	13	0	14	9	413	64	6.5	151	36	4.2	262	0	0	262	28	21	0	8	112	31	2	2	0	4/4	1/1	33:35	0/0	
10/25	17	8	1	18	8	334	69	4.8	137	30	4.6	197	2	14	211	37	18	2	8	55	34	4	0	0	4/4	2/2	26:56	1/1		
11/1	30	25	10	3	6	14	4	104	51	2.0	52	2.3	52	6	60	112	22	12	0	4	25	30	0	1	3	3/3	1/1	25:54	1/1	
11/8	21	6	13	2	17	9	334	70	4.8	133	31	4.3	201	2	19	220	37	20	0	3	35	17	1	0	2/2	1/1	31:07	1/0		
11/15	23	7	13	3	14	5	374	68	5.5	199	36	5.5	175	0	0	175	32	17	1	3	30	25	1	0	1/2	4/4	31:14	3/1		
11/19	24	17	7	9	1	15	7	326	60	5.4	154	5.0	172	0	0	172	29	17	0	5	30	24	2	1	0	3/3	1/1	30:33	2/0	
11/29	14	31	23	9	13	5	325	70	4.6	157	37	4.2	168	1	7	175	32	17	4	6	50	14	1	1	0	2/2	0/0	31:46	0/0	
12/13	22	8	14	0	15	8	354	71	5.0	146	40	3.7	208	2	12	220	29	21	1	4	27	14	2	0	0	2/2	0/1	35:06	5/2	
12/20	23	8	14	1	15	6	468	77	6.1	121	30	4.0	347	1	2	349	46	29	3	8	60	24	1	1	0	1/1	3/3	34:23	2/1	
12/27	23	8	14	1	18	9	363	74	4.9	60	16	3.8	303	3	19	322	55	35	1	4	30	20	1	0	2/2	2/3	27:22	1/0		
1/3/10	24	30	20	6	11	3	12	7	303	58	5.2	99	25	4.0	204	3	19	223	30	20	3	45	24	1	2	0	3/3	1/1	27:51	1/0

2009 GAME-BY-GAME DEFENSE

2009 MIAMI DOLPHINS DEFENSIVE STATISTICS

	1st DOWNS			3rd DOWNS			TOTAL OFFENSE			RUSHING			PASSING							PEN.		SCORING					TIME OF POSSESSION	FUM.-NO./LOST		
	TOTAL	RUSH	PASS	PENALTY	ATT.	CONV.	NET YARDS	PLAYS	AVG.	YARDS	ATT.	AVG.	NET YARDS	SACKS	YDS. LOST	GROSS YDS.	ATT.	COMP.	INT.	NO.	LOST	POINTS	TD RUSH	TD PASS	TD RETURN	PAT/ATT.			FG/ATT.	
9/13	19	3	15	1	15	6	281	65	4.3	68	27	2.5	213	2	16	229	36	22	0	4	35	19	0	2	0	0	1/2	2/4	30:53	1/0
9/21	14	3	11	0	7	3	356	35	10.2	61	11	5.5	295	1	8	303	23	14	0	4	20	27	1	2	0	0	3/3	2/2	14:53	0/0
9/27	19	2	15	2	14	7	355	63	5.6	69	28	2.5	286	2	17	303	33	18	0	3	20	23	0	1	2/2	3/4	27:33	1/1		
10/4	10	0	8	2	11	1	206	49	4.2	46	17	2.7	160	6	32	192	26	14	3	3	19	10	0	1	0	1/1	1/2	22:51	1/0	
10/12	20	8	8	4	11	4	309	55	5.6	138	30	4.6	171	1	1	172	24	12	0	6	56	27	2	1	0	3/3	2/2	26:25	0/0	
10/25	22	7	14	1	15	5	414	70	5.9	138	27	5.1	276	5	22	298	38	22	3	6	25	46	3	1	2	4/5	2/3	33:02	2/1	
11/1	23	7	14	2	14	3	378	77	4.9	127	40	3.2	251	2	14	265	35	20	0	6	40	25	1	2	0	1/1	2/2	34:06	2/1	
11/8	22	4	16	2	13	6	432	63	6.9	109	24	4.5	323	2	9	332	37	25	1	5	49	27	1	1	0	2/2	4/4	28:53	0/0	
11/15	16	6	9	1	13	4	301	62	4.9	121	30	3.9	180	4	16	196	28	16	1	9	77	23	1	1	0	2/2	3/3	28:46	4/1	
11/19	22	8	13	1	13	3	383	73	5.2	182	27	6.7	201	4	26	227	42	19	1	4	35	17	0	1	0	0/0	3/3	29:27	0/0	
11/29	20	8	11	1	10	3	336	57	5.9	129	25	5.2	207	6	39	246	26	17	1	3	20	31	3	1	0	4/4	1/2	28:14	1/0	
12/6	18	4	13	1	10	4	448	54	8.3	96	25	3.8	352	0	0	352	29	19	2	6	82	21	2	0	0	3/3	0/0	27:23	0/0	
12/13	10	5	3	2	14	3	217	54	4.0	95	25	3.8	122	3	17	139	26	11	0	2	10	10	1	0	1/1	1/1	24:54	1/0		
12/20	19	7	9	3	13	6	364	60	6.1	128	31	4.1	236	2	0	236	27	14	1	4	46	27	0	3	0	3/3	2/2	29:19	2/1	
12/27	21	7	14	0	11	4	406	64	6.3	126	32	3.9	280	1	6	286	31	20	1	3	15	27	1	2	0	3/3	2/2	32:38	0/0	
1/3/10	22	9	11	2	14	7	403	67	6.0	202	36	5.6	201	3	19	220	28	18	1	5	40	30	0	3	0	3/3	3/3	32:09	2/1	

2009 GAME-BY-GAME RUSHING

2008 MIAMI DOLPHINS' INDIVIDUAL RUSHING STATISTICS (ATTEMPTS-YARDS GAINED-LONGEST-TOUCHDOWNS)

DATE	OPPONENT	SCORE	WILLIAMS	BROWN	POLITE	HILLIARD	WHITE	GINN, JR.	COBBS	HENNE
9/13	at Atlanta	7-19	7-39-14-0	10-43-14-0	2-5-9-0	0-0-0-0	1-0-0-0	2-9-8-0	0-0-0-0	3rd QB
9/21	INDIANAPOLIS	23-27	19-69-15-0	24-136-19-2	3-7-3-0	0-0-0-0	0-0-0-0	0-0-0-0	2-23-19-0	3rd QB
9/27	at San Diego	13-23	8-55-14-1	18-75-12-0	0-0-0-0	0-0-0-0	0-0-0-0	0-0-0-0	1-3-3-0	1-2-2-0
10/4	BUFALO	38-10	16-85-28-1	20-115-38-2	2-5-3-0	0-0-0-0	1-(-1)-(-1)-0	1-22-22-0	2-11-9-0	2-14-12-0
10/12	N.Y. JETS	31-27	11-68-18-0	21-74-13-2	2-4-2-0	0-0-0-0	1-6-6-0	0-0-0-0	1-(-1)-(-1)-0	0-0-0-0
10/25	NEW ORLEANS	34-46	9-80-68-3	16-48-8-1	3-7-3-0	0-0-0-0	1-(-3)-(-3)-0	1-5-5-0	Injured Reserve	0-0-0-0
11/1	at N.Y. Jets	30-25	8-27-11-0	11-27-13-0	1-3-3-0	0-0-0-0	0-0-0-0	0-0-0-0	Injured Reserve	3-(-5)-(-1)-0
11/8	at New England	17-27	7-33-15-1	15-48-16-0	3-7-4-0	0-0-0-0	6-45-33-0	0-0-0-0	Injured Reserve	0-0-0-0
11/15	TAMPA BAY	25-23	20-102-27-0	12-82-45-1	2-14-12-0	0-0-0-0	1-1-1-0	1-0-0-0	Injured Reserve	0-0-0-0
11/19	at Carolina	24-17	22-119-46-2	Injured Reserve	4-11-4-0	4-24-18-0	0-0-0-0	0-0-0-0	Injured Reserve	1-0-0-0
11/29	at Buffalo	14-31	27-115-11-1	Injured Reserve	3-22-13-0	5-22-9-0	1-2-2-0	1-(-4)-(-4)-0	Injured Reserve	0-0-0-0
12/6	NEW ENGLAND	22-21	18-75-11-0	Injured Reserve	1-2-2-0	5-12-5-0	2-0-0-0	0-0-0-0	Injured Reserve	1-(-1)-(-1)-0
12/13	at Jacksonville	14-10	28-108-12-1	Injured Reserve	4-18-5-0	2-3-2-0	Did Not Play	1-16-16-0	Injured Reserve	4-1-3-1
12/20	at Tennessee	24-27(ot)	19-80-15-1	Injured Reserve	3-9-7-0	3-7-3-0	2-4-3-0	0-0-0-0	Injured Reserve	2-11-8-0
12/27	HOUSTON	20-27	10-35-11-0	Injured Reserve	2-3-2-0	3-12-7-1	0-0-0-0	0-0-0-0	Injured Reserve	1-10-10-0
1/3/10	PITTSBURGH	24-30	12-31-16-0	Injured Reserve	2-6-4-0	1-9-9-0	5-27-16-0	0-0-0-0	Injured Reserve	1-0-0-0

OTHERS: HARTLINE: 1-(-1)-(-1)-0 vs. Buffalo (10/4); 1-10-10-0 at Tennessee (12/20); 2-20-16-1 vs. Pittsburgh (1/3/10). **BESS:** 1-11-11-0 at San Diego (9/27); 1-0-0-0 at Jacksonville (12/13). **PENNINGTON:** 1-4-4-0 vs. Indianapolis (9/21); 2-3-3-0 at San Diego (9/27). **SHEETS:** 1-5-5-0 vs. Pittsburgh (1/3/10). **THIGPEN:** 1-1-1-0 vs. Pittsburgh (1/3/10).

2009 GAME-BY-GAME RECEIVING

2008 MIAMI DOLPHINS' INDIVIDUAL RECEIVING STATISTICS (RECEPTIONS-YARDS GAINED-LONGEST-TOUCHDOWNS)

DATE	OPPONENT	SCORE	BESS	CAMARILLO	GINN, JR.	WILLIAMS	HARTLINE	FASANO	HILLIARD	HAYNOS	BROWN
9/13	at Atlanta	7-19	7-57-21-0	2-20-15-0	2-26-16-0	2-19-10-1	2-13-7-0	2-10-10-0	0-0-0-0	1-21-21-0	3-10-9-0
9/21	INDIANAPOLIS	23-27	3-29-18-0	3-11-10-0	11-108-21-0	1-3-3-0	2-23-18-0	1-1-1-0	0-0-0-0	0-0-0-0	0-0-0-0
9/27	at San Diego	13-23	7-54-14-0	2-13-6.5-7-0	0-0-0-0	4-29-11-0	0-0-0-0	0-0-0-0	0-0-0-0	0-0-0-0	3-40-27-0
10/4	BUFFALO	38-10	3-17-6-0	4-42-18-0	1-4-4-0	1-11-11-0	2-17-12-1	1-7-7-0	0-0-0-0	0-0-0-0	0-0-0-0
10/12	N.Y. JETS	31-27	3-18-8-0	3-33-14-0	2-57-53-1	3-70-59-0	1-10-10-0	4-38-21-1	0-0-0-0	1-17-17-0	3-14-10-0
10/25	NEW ORLEANS	34-46	3-13-8-0	5-55-24-0	2-16-10-0	2-12-7-0	3-94-67-0	3-21-14-0	0-0-0-0	0-0-0-0	0-0-0-0
11/1	at N.Y. Jets	30-25	4-18-6-0	1-15-15-0	0-0-0-0	2-41-28-0	0-0-0-0	2-16-10-0	0-0-0-0	2-20-15-1	1-2-2-0
11/8	at New England	17-27	6-56-20-0	5-71-23-0	1-7-7-0	1-3-3-0	1-18-18-0	1-20-20-0	0-0-0-0	3-29-21-1	2-16-9-0
11/15	TAMPA BAY	25-23	4-72-25-0	2-17-9-0	0-0-0-0	2-5-3-0	1-17-17-0	Inactive	0-0-0-0	3-17-14-0	2-16-11-0
11/19	at Carolina	24-17	6-63-18-0	1-4-4-0	4-32-16-0	2-19-14-1	2-47-36-0	Inactive	2-7-6-0	0-0-0-0	Inj. Res.
11/29	at Buffalo	14-31	3-34-15-0	0-0-0-0	2-18-11-0	0-0-0-0	3-31-20-1	5-74-18-0	2-15-11-0	0-0-0-0	Inj. Res.
12/6	NEW ENGLAND	22-21	10-117-19-1	4-61-29-0	2-34-19-0	2-6-6-0	4-41-15-1	5-67-19-0	1-8-8-0	0-0-0-0	Inj. Res.
12/13	at Jacksonville	14-10	3-22-15-0	7-110-24-0	1-12-12-0	2-7-5-0	3-34-25-0	0-0-0-0-0	1-7-7-0	2-15-8-0	Inj. Res.
12/20	at Tennessee	24-27 (ot)	4-58-34-0	5-46-11-0	2-38-19-0	3-9-8-0	2-96-57-0	4-36-18-1	4-36-16-0	3-20-10-0	Inj. Res.
12/27	HOUSTON	20-27	5-45-15-0	3-32-10-0	5-82-35-0	5-26-10-0	3-31-14-0	1-8-8-0	9-74-18-1	3-17-9-0	Inj. Res.
1/3/10	PITTSBURGH	24-30	5-85-34-1	3-22-10-0	3-20-8-0	3-4-8-0	2-34-24-0	2-41-27-0	1-11-11-1	1-6-6-0	Inj. Res.

OTHERS: POLITE: 2-10-6-0 at San Diego (9/27); 1-7-7-0 vs. Buffalo (10/4); 2-3-10-0 at Buffalo (11/29); 1-1-1-0 vs. New England (12/6); 2-13-9-0 at Jacksonville (12/13); 2-10-6-0 at Tennessee (12/20); 1-7-7-0 vs. Houston (12/27). **SPERRY:** 3-31-13-1 vs. Tampa Bay (11/15). **COBBS:** 1-8-8-0 vs. Indianapolis (9/21); 1-10-10-0 vs. Buffalo (10/4); 1-5-5-0 vs. N.Y. Jets (10/12).

2009 GAME-BY-GAME PASSING

CHAD HENNE

DATE	OPPONENT	ATT	COM	YDS	PCT	TD	INT	LG	SKD	RATING
9/13	at Atlanta	THIRD QUARTERBACK								
9/21	INDIANAPOLIS	THIRD QUARTERBACK								
9/27	at San Diego	19	10	92	52.6	0	1	27	1/6	44.2
10/4	BUFFALO	22	14	115	63.6	1	0	18	6/29	92.0
10/12	N.Y. JETS	26	20	241	77.0	2	0	59	0/0	130.4
10/25	NEW ORLEANS	36	18	211	50.0	0	2	67	2/14	45.0
11/1	at N.Y. Jets	21	12	112	57.1	1	0	28	5/51	87.8
11/8	at New England	34	19	219	55.9	0	0	23	2/19	75.5
11/15	TAMPA BAY	31	17	175	54.8	1	1	25	0/0	68.6
11/19	at Carolina	29	17	172	58.6	1	0	36	0/0	87.1
11/29	at Buffalo	31	17	175	53.1	1	3	20	1/7	42.5
12/6	NEW ENGLAND	52	29	335	55.8	2	1	29	1/7	80.2
12/13	at Jacksonville	29	21	220	72.4	0	1	25	2/12	79.7
12/20	at Tennessee	46	29	349	63.0	1	3	57	1/2	66.3
12/27	HOUSTON	55	35	322	63.6	1	1	35	3/19	78.0
1/3/10	PITTSBURGH	20	16	140	80.0	1	1	24	2/10	91.7

CHAD PENNINGTON

DATE	OPPONENT	ATT	COM	YDS	PCT	TD	INT	LG	SKD	RATING
9/13	at Atlanta	29	21	176	72.4	1	1	21	4/13	84.8
9/21	INDIANAPOLIS	33	22	183	66.7	0	1	21	2/19	68.1
9/27	at San Diego	12	8	54	66.7	0	0	14	0/0	76.4
10/4	BUFFALO	INJURED RESERVE								
10/12	NEW YORK JETS	INJURED RESERVE								
10/25	NEW ORLEANS	INJURED RESERVE								
11/1	at New York Jets	INJURED RESERVE								
11/8	at New England	INJURED RESERVE								
11/15	TAMPA BAY	INJURED RESERVE								
11/19	at Carolina	INJURED RESERVE								
11/29	at Buffalo	INJURED RESERVE								
12/6	NEW ENGLAND	INJURED RESERVE								
12/13	at Jacksonville	INJURED RESERVE								
12/20	at Tennessee	INJURED RESERVE								
12/27	HOUSTON	INJURED RESERVE								
1/3/10	PITTSBURGH	INJURED RESERVE								

OTHERS: THIGPEN: 8-4-83-50.0-1-2-34-0/0-87.0 vs. Pittsburgh (1/3/10). **WHITE:** 1-0-0-0-0-0-0-0-0/0-39.6 at Atlanta (9/13); 1-0-0-0-0-0-0-0-0/0-39.6 at New England (11/8); 1-0-0-0-0-0-0-0-0/0-39.6 vs. Tampa Bay (11/15); 2-0-0-0-0-0-0-0-0/0-0.0 vs. Pittsburgh (1/3/10). **BROWN:** 1-0-0-0-0-0-0-0-0/0-39.6 vs. New Orleans (10/25); 1-0-0-0-0-0-0-0-0/0-39.6 at N.Y. Jets (11/1); 2-1-1-50.0-1-0-1-0/0-95.8 at New England (11/8). **WILLIAMS:** 1-0-0-0-0-0-1-0-0/0-0.0 at Buffalo (11/29).

SHULA IS COACH TO HALL OF FAMERS

Hall of Fame and former Dolphins Head Coach Don Shula has had 15 of his former players enshrined into the Pro Football Hall of Fame in Canton, Ohio. The most recent inductee was Dan Marino, who played quarterback under Shula with the Dolphins from 1983-95, and entered the Hall in 2005. Of this group, seven played for Shula while he was Head Coach with the Baltimore Colts (1963-69), while eight were on his teams with the Dolphins (1970-95). This total of 15 is the second-most players that an NFL head coach has had inducted into the Hall of Fame, trailing only George Halas, who had 25 players enshrined.

2009 GAME-BY-GAME TACKLES

Player vs.	ATL	IND	SD	BUF	NYJ	NO	NYJ	NE	TB	CAR	BUF	NE	JAX	TEN	HOU	PIT	TOTAL
Allen, J.	0	0	0	0	0	0	0	3	0	0	0	0	0	0	0	4	7
Allen, W.	6	2	7	1	4	1	1	IR	IR	IR	IR	IR	IR	IR	IR	IR	21
Anderson	0	0	0	0	0	0	0	0	5	1	1	0	0	1	0	0	8
Ayodele	5	1	6	4	4	5	5	7	4	1	4	6	1	3	8	6	70
Baker	PS	PS	PS	PS	PS	PS	PS	PS	PS	PS	2	0	0	0	0	IN	2
Bell	8	5	7	8	6	9	5	9	6	7	13	6	7	6	5	6	113
Clemons	IN	IN	IN	IN	IN	0	3	0	1	0	0	0	0	0	2	0	7
Crowder	4	1	6	3	4	4	4	IN	IN	5	6	4	0	4	0	IR	51
Culver	0	0	1	4	0	4	0	2	2	1	1	0	1	1	1	1	19
Davis	1	0	0	2	2	2	6	6	5	3	4	3	2	3	6	4	49
Dotson	IN	IN	IN	IN	IN	IN	IN	2	0	IN	IN	IN	IN	IN	IN	IN	2
Ferguson	1	2	3	0	2	7	4	IN	2	2	IR	IR	IR	IR	IR	IR	23
Folsom	NR	NR	NR	NR	NR	NR	NR	0	PS	PS	PS	PS	PS	PS	PS	0	0
Jones	1	2	2	0	3	3	4	9	1	1	1	1	0	1	3	3	35
Kershaw	NR	NR	NR	NR	NR	NR	NR	NR	NR	NR	NR	NR	NR	NR	NR	NR	0
Langford	1	2	4	3	2	2	3	3	3	0	1	4	1	3	5	6	43
McDaniel	1	0	0	3	0	0	0	1	0	2	2	1	1	2	2	1	16
Merling	5	1	2	0	4	4	4	2	1	3	2	1	2	2	2	2	33
Moses	0	0	0	0	IN	IN	IN	IN	DNP	0	2	1	0	1	1	1	6
Ness	NR	NR	NR	NR	NR	NR	NR	PS	PS	IN	PS	PS	PS	PS	PS	PS	0
Porter	3	1	2	IN	0	4	2	0	IN	8	5	4	3	4	3	2	41
Roth	NFI	NFI	NFI	NFI	NFI	NFI	1	1	1	1	NR	NR	NR	NR	NR	NR	4
Smith	2	2	1	2	2	2	6	6	1	6	1	2	0	2	1	2	38
Sollai	0	0	3	0	1	1	6	0	IN	IN	1	3	4	2	1	3	25
Starks	2	1	3	2	4	7	7	2	0	5	5	4	4	3	3	4	56
Taylor	2	0	2	4	3	5	4	3	2	0	3	2	1	6	4	1	42
Torbor	0	0	0	2	0	0	7	6	1	0	0	0	3	1	2	5	27
Wake	IN	IN	0	6	0	0	0	1	2	0	0	0	0	1	0	0	11
Walden	0	0	IN	0	0	0	0	0	IN	IN	IN	0	0	0	0	0	0
Wilson	9	2	5	1	11	9	7	4	7	7	6	6	6	6	2	3	91

LEGEND

DNP = DID NOT PLAY NR = NOT ON ROSTER IN = INACTIVE IR = INJURED RESERVE PS = PRACTICE SQUAD NFI = NON-FOOTBALL INJURY

2009 GAME-BY-

OFFENSE

GAME	WR	LT	LG	C	RG
at Atlanta	Ginn, Jr.	Long	Smiley	Grove	Thomas
INDIANAPOLIS	Ginn, Jr.	Long	Smiley	Grove	Thomas
at San Diego	Ginn, Jr.	Long	Smiley	Grove	Thomas
BUFFALO	Ginn, Jr.	Long	Smiley	Grove	Thomas
N.Y. JETS	Haynos-TE	Long	Smiley	Grove	Thomas
NEW ORLEANS	Ginn, Jr.	Long	Smiley	Grove	Thomas
at N.Y. Jets	Haynos-TE	Long	Smiley	Grove	Thomas
at New England	Hartline	Long	Smiley	Grove	Thomas
TAMPA BAY	Ginn, Jr.	Long	Garner	Grove	Thomas
at Carolina	Ginn, Jr.	Long	Garner	Grove	Thomas
at Buffalo	Ginn, Jr.	Long	Garner	Berger	Thomas
NEW ENGLAND	Ginn, Jr.	Long	Garner	Berger	Thomas
at Jacksonville	Hartline	Long	Smiley	Berger	Garner
at Tennessee	Ginn, Jr.	Long	Smiley	Berger	Garner
HOUSTON	Ginn, Jr.	Long	Smiley	Berger	Garner
PITTSBURGH	Ginn, Jr.	Long	Smiley	Berger	Garner

DEFENSE

GAME	LE	NT	RE	SLB	ILB
at Atlanta	Langford	Ferguson	Starks	Taylor	Crowder
INDIANAPOLIS	Langford	Ferguson	Starks	Taylor	Crowder
at San Diego	Langford	Ferguson	Starks	Taylor	Crowder
BUFFALO	Langford	Ferguson	Starks	Taylor	Crowder
N.Y. JETS	Langford	Ferguson	Starks	Taylor	Crowder
NEW ORLEANS	Langford	Ferguson	Starks	Taylor	Crowder
at N.Y. Jets	Langford	Ferguson	Starks	Taylor	Torbor
at New England	Jones-CB	T. Culver-S	Starks	Taylor	Torbor
TAMPA BAY	Langford	Ferguson	Starks	Taylor	Crowder
at Carolina	Langford	Ferguson	Starks	Taylor	Crowder
at Buffalo	Langford	Soliai	Starks	Taylor	Crowder
NEW ENGLAND	Langford	Soliai	Starks	Taylor	Crowder
at Jacksonville	Langford	Soliai	Starks	Taylor	Crowder
at Tennessee	Langford	Soliai	Starks	Taylor	Crowder
HOUSTON	Langford	Jones-CB	Starks	Taylor	Crowder
PITTSBURGH	Wake	Jones-CB	Starks	Merling	Culver-S

GAMES PLAYED-STARTED-DID NOT PLAY-INACTIVE: Alama-Francis 0-0-0-6; Allen, J. 16-1-0-0; Allen, W. 6-6-0-0; Anderson 16-1-0-0; Ayodele 16-16-0-0; Baker 5-0-0-1; Bell 16-15-0-0; Berger 16-6-0-0; Bess 16-2-0-0; Brown 9-9-0-0; Camarillo 16-16-0-0; Carey 16-16-0-0; Carpenter 16-0-0-0; Clemons 11-2-0-5; Cobbs 5-0-0-0; Crowder 13-13-0-2; Culver 16-2-0-0; Davis 16-9-0-0; Denney 16-0-0-0; Dotson 2-0-0-14; Fasano 14-14-0-2; Ferguson 10-10-0-0; Fields 16-0-0-0; Folsom 2-0-0-0; Gardner 1-0-0-15; Garner 16-8-0-0; Ginn, Jr. 16-12-0-0; Grove 12-10-1-3; Hartline, A. 2-0-1-3; Hartline, B. 16-2-0-0; Haynos 16-8-0-0; Henne 14-13-0-2; Hilliard 16-0-0-0; Jones 16-5-0-0; Kershaw 1-0-0-0; Langford 16-14-0-0; Long 16-16-0-0; McDaniel 16-0-0-0; Merling 16-1-0-0; Moses 11-0-1-4; Murphy 0-0-0-5; Murtha 1-0-0-6; Nalbone 0-0-0-6; Ness 0-0-0-1; Oglesby 1-0-0-3; Pennington 3-3-0-0; Polite 16-9-0-0; Porter 14-14-0-2; Roth 4-0-0-0; Sheets 2-0-0-9; Smiley 15-12-0-1; Smith 16-16-0-0; Soliai 14-5-0-2; Sperry 8-1-0-0; Starks 16-16-0-0; Taylor 16-15-0-0; Thigpen 1-0-0-12; Thomas 16-12-0-0; Torbor 16-2-0-0; Turner 2-0-0-14; Wake 14-1-0-2; Walden 11-0-05; White 13-0-3-0; Williams 16-7-0-0; Wilson 16-14-0-0.

GAME STARTERS

RT	TE	WR	QB	RB	FB
Carey	Fasano	Camarillo	Pennington	Brown	Polite
Carey	Fasano	Camarillo	Pennington	Brown	Polite
Carey	Fasano	Camarillo	Pennington	Brown	Polite
Carey	Fasano	Camarillo	Henne	Brown	Polite
Carey	Fasano	Camarillo	Henne	Brown	Polite
Carey	Fasano	Camarillo	Henne	Brown	Haynos-TE
Carey	Fasano	Camarillo	Henne	Brown	Polite
Carey	Fasano	Camarillo	Henne	Brown	Polite
Carey	Haynos	Camarillo	Henne	Brown	Sperry-TE
Carey	Haynos	Camarillo	Henne	Williams	Polite
Carey	Fasano	Camarillo	Henne	Williams	Haynos-TE
Carey	Fasano	Camarillo	Henne	Williams	Bess-WR
Carey	Fasano	Camarillo	Henne	Williams	Haynos-TE
Carey	Fasano	Camarillo	Henne	Williams	Haynos-TE
Carey	Fasano	Camarillo	Henne	Williams	Bess-WR
Carey	Fasano	Camarillo	Henne	Williams	Polite

ILB	WLB	LCB	RCB	FS	SS
Ayodele	Porter	W. Allen	S. Smith	Wilson	Bell
Ayodele	Porter	W. Allen	S. Smith	Wilson	Bell
Ayodele	Porter	W. Allen	S. Smith	Wilson	Bell
Ayodele	Jones-CB	W. Allen	S. Smith	Wilson	Bell
Soliai-DT	Porter	W. Allen	S. Smith	Wilson	Bell
Ayodele	Porter	W. Allen	S. Smith	Wilson	Bell
Ayodele	Porter	V. Davis	S. Smith	Clemons	Jones-CB
Ayodele	Porter	V. Davis	S. Smith	Wilson	Bell
Ayodele	Anderson	V. Davis	S. Smith	Wilson	Bell
Ayodele	Porter	V. Davis	S. Smith	Wilson	Bell
Ayodele	Porter	V. Davis	S. Smith	Wilson	Bell
Ayodele	Porter	V. Davis	S. Smith	Wilson	Bell
Ayodele	Porter	V. Davis	S. Smith	Wilson	Bell
Ayodele	Porter	J. Allen	S. Smith	Wilson	Bell
Ayodele	Porter	V. Davis	S. Smith	Wilson	Bell
Ayodele	Porter	V. Davis	S. Smith	Wilson	Bell
Ayodele	Porter	V. Davis	S. Smith	Clemons	Bell

INACTIVES: at Atlanta: Henne, Clemons, Murphy, Gardner, Dotson, Turner, Nalbone, Wake. **INDIANAPOLIS:** Henne, Clemons, Murphy, Gardner, Dotson, Turner, Nalbone, Wake. **at San Diego:** Henne*, Clemons, Murphy, Walden, Gardner, Dotson, Turner, Nalbone. **BUFFALO:** Thigpen, Clemons, Porter, Murphy, Gardner, Dotson, Turner, Nalbone. **N.Y. JETS:** Thigpen, Clemons, Murphy, Gardner, Dotson, Turner, Nalbone, Moses. **NEW ORLEANS:** Thigpen, Sheets, Gardner, Dotson, Murtha, Turner, Nalbone, Moses. **at N.Y. Jets:** Thigpen, Sheets, Crowder, Gardner, Dotson, Murtha, Turner, Moses. **at New England:** Thigpen, Sheets, Crowder, Gardner, Murtha, Turner, Moses, Ferguson. **TAMPA BAY:** Thigpen, Sheets, Walden, Porter, Gardner, Smiley, Fasano, Soliai. **at Carolina:** Thigpen, Ness, Walden, Gardner, Dotson, Murtha, Fasano, Soliai. **at Buffalo:** Thigpen, Sheets, Walden, Grove, Dotson, Murtha, Alama-Francis, Turner. **NEW ENGLAND:** Thigpen, Sheets, Gardner, Grove, Dotson, Murtha, Alama-Francis Turner. **at Jacksonville:** Thigpen, Sheets, Walden, Gardner, Grove, Dotson, Alama-Francis Turner. **at Tennessee:** Thigpen, Sheets, Oglesby, A. Hartline, Gardner, Dotson, Alama-Francis Turner. **HOUSTON:** Thigpen, Sheets, Oglesby, A. Hartline, Gardner, Dotson, Alama-Francis Turner. **PITTSBURGH:** Thigpen*, Oglesby, A. Hartline, Gardner, Dotson, Alama-Francis Turner, Baker.

* Henne was listed as the third quarterback against the Chargers however entered the game in the third quarter due to an injury to Chad Pennington.

* Thigpen was listed as the third quarterback against the Steelers however entered the game in the fourth quarter due to an injury to Chad Henne and Pat White.

2009 INDIVIDUAL GAME STATUS

NAME	ATL	IND	SD	BUF	NYJ	NO	NYJ	NE	TB	CAR	BUF	NE	JAX	TEN	HOU	PIT
Alama-Francis	NR	NR	NR	NR	NR	NR	NR	NR	NR	NR	IN	IN	IN	IN	IN	IN
Allen, J.	P	P	P	P	P	P	P	P	P	P	P	P	CB	P	P	P
Allen, W.	CB	CB	CB	CB	CB	CB	IR	IR	IR	IR	IR	IR	IR	IR	IR	IR
Anderson	P	P	P	P	P	P	P	P	P	P	P	P	P	P	P	P
Ayodele	LB	LB	LB	LB	P	LB	LB	LB	LB	LB	LB	LB	LB	LB	LB	LB
Baker	PS	PS	PS	PS	PS	PS	PS	PS	PS	PS	P	P	P	P	P	IN
Bell	SS	SS	SS	SS	SS	SS	P	DB	SS	SS	SS	SS	SS	SS	SS	SS
Berger	P	P	P	P	P	P	P	P	P	P	SS	C	C	C	C	C
Bess	P	P	P	P	P	P	P	P	P	P	P	WR	P	P	WR	P
Brown	RB	RB	RB	RB	RB	RB	RB	RB	RB	IR	IR	IR	IR	IR	IR	IR
Camarillo	WR	WR	WR	WR	WR	WR	WR	WR	WR	WR	WR	WR	WR	WR	WR	WR
Carey	RT	RT	RT	RT	RT	RT	RT	RT	RT	RT	RT	RT	RT	RT	RT	RT
Carpenter	P	P	P	P	P	P	P	P	P	P	P	P	P	P	P	P
Clemons	IN	IN	IN	IN	IN	P	FS	P	P	P	P	P	P	P	P	FS
Cobbs	P	P	P	P	P	IR	IR	IR	IR	IR	IR	IR	IR	IR	IR	IR
Crowder	LB	LB	LB	LB	LB	LB	IN	IN	LB	LB	LB	LB	LB	LB	LB	IR
Culver	P	P	P	P	P	P	P	DB	P	P	P	P	P	P	P	DB
Davis	P	P	P	P	P	P	CB	CB	CB	CB	CB	CB	P	CB	CB	CB
Denny	P	P	P	P	P	P	P	P	P	P	P	P	P	P	P	P
Dotson	IN	IN	IN	IN	IN	IN	IN	P	P	IN	IN	IN	IN	IN	IN	IN
Fasano	TE	TE	TE	TE	TE	TE	TE	TE	IN	IN	TE	TE	TE	TE	TE	TE
Ferguson	NT	NT	NT	NT	NT	NT	NT	NT	IN	NT	IR	IR	IR	IR	IR	IR
Fields	P	P	P	P	P	P	P	P	P	P	P	P	P	P	P	P
Folsom	PS	PS	PS	PS	PS	PS	PS	P	PS	PS	PS	PS	PS	PS	PS	P
Gardner	IN	IN	IN	IN	IN	IN	IN	IN	IN	IN	P	IN	IN	IN	IN	IN
Garner	P	P	P	P	P	P	P	P	LG	LG	LG	LG	RG	RG	RG	RG
Ginn, Jr.	WR	WR	WR	WR	P	WR	P	P	WR	WR	WR	WR	P	WR	WR	WR
Grove	C	C	C	C	C	C	C	C	C	C	IN	IN	IN	DNP	P	P
Hartline, A.	NR	PS	PS	PS	PS	PS	PS	PS	PS	PS	P	DNP	P	IN	IN	IN
Hartline, B.	P	P	P	P	P	P	P	WR	P	P	P	P	WR	P	P	P
Haynos	P	P	P	P	P	TE	TE	TE	P	TE	TE	TE	P	TE	TE	P
Henne	3QB	3QB	P*	QB	QB	QB	QB	QB	QB	QB	QB	QB	QB	QB	QB	QB
Hilliard	P	P	P	P	P	P	P	P	P	P	P	P	P	P	P	P
Jones	P	P	P	DB	P	P	SS	DB	P	P	P	P	P	P	DB	FS
Kershaw	NR	NR	NR	NR	NR	NR	P	NR	NR	NR	NR	NR	NR	NR	NR	NR
Langford	LE	LE	LE	LE	LE	LE	LE	P	LE	LE	LE	LE	LE	LE	LE	P
Long	LT	LT	LT	LT	LT	LT	LT	LT	LT	LT	LT	LT	LT	LT	LT	LT
McDaniel	P	P	P	P	P	P	P	P	P	P	P	P	P	P	P	P
Merling	P	P	P	P	P	P	P	P	P	P	P	P	P	P	P	LB
Moses	P	P	P	P	P	IN	IN	IN	DNP	P	P	P	P	P	P	P
Murphy	IN	IN	IN	IN	IN	NR	NR	NR	NR	NR	NR	NR	NR	NR	NR	NR
Murtha	NR	NR	NR	NR	NR	IN	IN	IN	P	IN	IN	IN	IR	IR	IR	IR
Nalbone	IN	IN	IN	IN	IN	IN	NR	PS	PS	PS	PS	PS	PS	PS	PS	PS
Ness	NR	NR	NR	NR	NR	NR	NR	PS	PS	PS	PS	PS	PS	PS	PS	PS
Oglesby	NR	NR	NR	NR	NR	NR	NR	NR	NR	NR	NR	NR	P	IN	IN	IN
Pennington	QB	QB	QB	IR	IR	IR	IR	IR	IR	IR	IR	IR	IR	IR	IR	IR
Polite	FB	FB	FB	FB	FB	P	FB	FB	P	FB	P	P	P	P	P	FB
Porter	LB	LB	LB	IN	LB	LB	LB	LB	IN	LB	LB	LB	LB	LB	LB	LB
Roth	NF	NF	NF	NF	NF	NF	P	P	P	P	NR	NR	NR	NR	NR	NR
Sheets	NR	NR	NR	NR	NR	IN	IN	IN	IN	P	IN	IN	IN	IN	IN	P
Smiley	LG	LG	LG	LG	LG	LG	LG	LG	IN	P	P	P	LG	LG	LG	LG
Smith	CB	CB	CB	CB	CB	CB	CB	CB	CB	CB	CB	CB	CB	CB	CB	CB
Soliai	P	P	P	P	LB	P	P	P	IN	IN	CB	NT	NT	NT	P	P
Sperry	PS	PS	PS	PS	PS	PS	PS	PS	TE	P	P	P	P	P	P	P
Starks	RE	RE	RE	RE	RE	RE	RE	RE	RE	RE	RE	RE	RE	RE	RE	RE
Taylor	LB	LB	LB	LB	LB	LB	LB	LB	LB	LB	LB	LB	LB	LB	LB	P
Thigpen	NR	NR	NR	3QB	3QB	3QB	3QB	3QB	3QB	3QB	3QB	3QB	3QB	3QB	3QB	P*
Thomas	RG	RG	RG	RG	RG	RG	RG	RG	RG	RG	RG	RG	P	P	P	P
Torbor	P	P	P	P	P	P	LB	LB	P	P	P	P	P	P	P	P
Turner	IN	IN	IN	IN	IN	IN	IN	IN	P	IN	IN	IN	IN	IN	IN	IN
Wake	IN	IN	P	P	P	P	P	P	P	P	P	P	P	P	P	LE
Walden	P	P	IN	P	P	P	P	P	IN	IN	IN	P	IN	P	P	P
White	P	P	DNP	P	P	P	P	P	P	DNP	P	P	DNP	P	P	P
Williams	P	P	P	P	P	P	P	P	P	RB	RB	RB	RB	RB	RB	RB
Wilson	FS	FS	FS	FS	FS	FS	FS	FS	FS	FS	FS	FS	FS	FS	FS	P

* Henne was listed as the third quarterback against the Chargers however entered the game in the third quarter due to an injury to Chad Pennington.

* Thigpen was listed as the third quarterback against the Steelers however entered the game in the fourth quarter due to an injury to Chad Henne and Pat White.

LEGEND

PL = PLAYED PS = PRACTICE SQUAD DNP= DID NOT PLAY IR = INJURED RESERVE SS=SUSPENDED
 PP = PHYSICALLY UNABLE TO PERFORM IN = INACTIVE NR = NOT ON ROSTER 3QB = THIRD QUARTERBACK

2009 GAME SUMMARIES

GAME 1

FALCONS 19, DOLPHINS 7
September 13, 2009

Georgia Dome
Atlanta, GA

Putting to rest any questions about how less creative they were going to be on the offense in 2009, the Miami Dolphins pulled out some new trickery in the season opener with the Atlanta Falcons at the Georgia Dome but could not overcome a sloppy first half in a 19-7 loss. Miami was held scoreless until the closing minutes of the game when Chad Pennington hit running back Ricky Williams with a 9-yard touchdown pass to cap off a 12-play, 76-yard drive. Turnovers played a key role with the Dolphins having four in the game, two of which led directly to points for the Falcons, with Pennington getting picked off by Atlanta linebacker Mike Peterson late in the third quarter to put Miami in a very deep hole. Three plays later, Falcons second-year quarterback Matt Ryan connected with tight end Tony Gonzalez on a 20-yard scoring pass, with Gonzalez shaking the tackle of Dolphins strong safety Jeremiah Bell and making it into the end zone to give Atlanta a 16-0 lead. Miami's defense earlier had tightened up after allowing Ryan to take Atlanta deep into scoring territory on the opening drive, with veteran kicker Jason Elam missing a 42-yard field goal. He also missed a 38-yarder in the second half, hitting the left upright, but made a 50-yarder with 7:35 left in the game to stretch Atlanta's lead to 19 points, which was accomplished without the Falcons being able to run the ball effectively as Miami held them to 68 yards on the ground and 2.5 yards per carry. Late in the second quarter, with the ball at the Atlanta 16 after some nifty play-calling by offensive coordinator Dan Henning, Fasano caught a 6-yard pass from Pennington and was hammered by Falcons linebacker Mike Peterson, who jarred the ball loose. Atlanta cornerback Brian Williams scooped it up and ran it back 53 yards to the Miami 31. Elam made a 36-yard field goal to change it from what could have been a 7-7 or 7-3 ballgame to 13-0 at the half. Ryan mixed in an efficient 14-play, 89-yard scoring drive, capping it off with a 1-yard scoring pass to fullback Ovie Mughelli, converting two third-and-longs on the drive to keep it alive. The highlights for Miami came on a couple of drives in the second quarter when Henning broke out the Wildcat for the first time in 2009 and with rookie quarterback Pat White seeing game action. On the next drive, Greg Camarillo made a circus 14-yard catch, managing to keep the ball off the ground with his feet, and was given the catch after an instant replay review. Two plays later Pennington pitched to Brown who threw it back to him for a double pass as Pennington hit a wide open tight end Joey Haynos for a 21-yard gain down to the Falcons' 16 at the two-minute warning. Fasano's fumble happened on the next play for a dramatic change in momentum and Miami never recovered.

MIAMI	0	0	0	7	-	7
ATLANTA	0	10	6	3	-	19

TEAM	SCORE	DRIVE (Plays/Yards/Time)	QTR	CLOCK TIME	SCORE VIS. HOME
ATL	Mughelli 1 pass from Ryan (Elam kick)	14/89/7:27	2	8:37	0 7
ATL	Elam 36 FG	5/13/1:11	2	0:32	0 10
ATL	Gonzalez 20 pass from Ryan (kick failed)	3/20/0:22	3	1:17	0 16
ATL	Elam 50 FG	8/38/3:55	4	7:35	0 19
MIA	Williams 9 pass from Pennington (Carpenter kick)	12/76/4:13	4	3:22	7 19

ATT. – 67,606

	MIAMI	ATLANTA
First Downs/Total-Rush-Pass-Penalty	16/4/11/1	19/3/15/1
Third Down Efficiency	4-11/36	6-15/40
Total Yards-Plays-Average	259-56/4.6	281-65/4.3
Rushes-Yards-Average	22-96-4.4	27-68-2.5
Net Yards Passing-Sacked-Yards Lost	163-4-13	213-2-16
Passes Attempted-Completed-Intercepted	30-21-1	36-22-0
Punts/Number-Average	5-45.0	4-38.8
Penalties/Number-Yards	4-27	4-35
Fumbles/Number-Lost	3-3	1-0
Time of Possession	29:07	30:53

INDIVIDUAL STATISTICS

RUSHING – Miami – Brown 10-43; Williams 7-39; Ginn, Jr. 2-9; Polite 2-5; White 1-0.

Atlanta – Turner 22-65; Norwood 2-7; Ryan 3(-)4

PASSING – Miami – Pennington 29-21, 176 yards 1TD, 1INT; White 1-0, 0 yards.

Atlanta – Ryan 22-36, 229 yards 2TDs.

RECEIVING – Miami – Bess 7-57; Brown 3-10; Ginn, Jr. 2-26; Camarillo 2-20; Williams 2-19, 1 TD; Hartline 2-13; Fasano 2-10; Haynos 1-21.

Atlanta – Gonzalez 5-73, 1 TD; Norwood 5-49; White 5-42; Jenkins 4-41; Mughelli 2-22, 1 TD; Snelling 1-2.

INTERCEPTIONS – Miami – None.

Atlanta – Peterson 1.

OPPONENTS FUMBLE RECOVERIES – Miami – None.

Atlanta – Babineaux 2; Williams 1.

SACKS – Miami – Taylor 1; Merling 1.

Atlanta – Abraham 2; Biermann 2.

MISSED FIELD GOALS – Miami – None.

Atlanta – Elam 42WR, 38LU.

GAME 2**COLTS 27, DOLPHINS 23**
September 21, 2009**Land Shark Stadium**
Miami, FL

Playing in their first prime time home opener since Thurs., Sept. 10, 1981 and their first Monday night home opener since September 22, 1973, the Miami Dolphins dominated the time of possession, but could not prevent a fourth-quarter comeback led by Peyton Manning in a 27-23 loss to the Indianapolis Colts at Land Shark Stadium. Ronnie Brown made an impact in the base offense and the vaunted Wildcat formation to the tune of 136 yards and two touchdowns on 24 carries. Miami rushed for 239 yards, the team's most yards on the ground since gaining 270 yards on December 1, 2002 against the Buffalo Bills and owned the time of possession by a 45:07 to 14:53 advantage. It was the Dolphins highest time of possession in team history, besting the 43:39 mark set on December 7, 1987 against the New York Jets. The Colts became the first team since time of possession was established as a stat in 1977 to win a game with such a marked difference. Manning opened the game with an 80-yard scoring pass to tight end Dallas Clark streaking down the middle as he got behind linebacker Akin Ayodele and broke the tackle of safety Gibril Wilson. However, the Dolphins answered with an efficient 75-yard scoring drive that took nine plays and ate up 6:06 of clock, with Brown capping it off with a 14-yard touchdown run out of the Wildcat to tie the game. Manning couldn't answer on his next drive and the Colts had to punt for the first time, allowing Miami to put together another long scoring drive, this one covering 53 yards on 13 plays and eating 7:24 of clock. Dan Carpenter kicked a 45-yard field goal to give Miami a 10-7 lead. The Colts answered with a 48-yard drive that was capped off by a 43-yard field goal from Adam Vinatieri but Miami responded by driving right back down the field to set up Carpenter for a 44-yard field goal that gave the Dolphins a 13-10 lead. Indianapolis managed to get three points on the board before the end of the half as Vinatieri kicked a 48-yard field goal off the left crossbar to tie the game at 13-13. The third quarter saw only three total possessions as Brown finished off a 13-play, 80-yard drive with a 3-yard touchdown run to give his team a 20-13 lead, but Manning came right back with a 79-yard drive in three plays to tie the game, with Donald Brown finishing it off with a 15-yard scoring run up the middle. Carpenter's third field goal of the game, from 45 yards off the dirt gave the Dolphins a 23-20 lead with under four minutes to play, but Manning hit Pierre Garcon with a 48-yard scoring pass to cap off an 80-yard drive in just 32 seconds in what would later become the game-winning score. With the loss, the Dolphins fell to 39-35 all-time on Monday Night Football.

INDIANAPOLIS	7	6	0	14	-	27
MIAMI	7	6	0	10	-	23

TEAM	SCORE	DRIVE		QTR	CLOCK		SCORE	
		(Plays/Yards/Time)			TIME	VIS.	HOME	
IND	Clark 80 pass from Manning (Vinatieri kick)	1/80/0:12		1	14:48	7		0
MIA	Brown 14 run (Carpenter kick)	9/75/6:06		1	8:42	7		7
MIA	Carpenter 45 FG	13/53/7:24		2	13:21	7		10
IND	Vinatieri 43 FG	9/48/4:07		2	9:14	10		10
MIA	Carpenter 44 FG	9/33/2:23		2	0:43	10		13
IND	Vinatieri 48 FG	5/44/0:43		2	0:00	13		13
MIA	Brown 3 run (Carpenter kick)	13/80/8:45		4	13:23	13		20
IND	Brown 15 run (Vinatieri kick)	6/79/3:17		4	10:06	20		20
MIA	Carpenter 45 FG	10/51/6:16		4	3:50	20		23
IND	Garcon 48 pass from Manning (Vinatieri kick)	4/80/0:32		4	3:18	27		23

ATT. – 66,227

	INDIANAPOLIS	MIAMI
First Downs/Total-Rush-Pass-Penalty	14/3/11/0	27/14/13/0
Third Down Efficiency	3-7-43	15-21-71
Total Yards-Plays-Average	356-35-10.2	403-84-4.8
Rushes-Yards-Average	61-11-5.5	239-49-4.9
Net Yards Passing-Sacked-Yards Lost	295-1-8	164-2-19
Passes Attempted-Completed-Intercepted	23-14-0	33-22-1
Punts/Number-Average	3-48.8	1-44.0
Penalties/Number-Yards	4-20	4-20
Fumbles/Number-Lost	0-0	1-0
Time of Possession	14:53	45:07

INDIVIDUAL STATISTICS**RUSHING** – Indianapolis – Addai 6-32; Brown 4-26, 1 TD; Manning 1-3.

Miami – Brown 24-136, 2 TD; Williams 19-69; Cobbs 2-23; Polite 3-7; Pennington 1-4.

PASSING – Indianapolis – Manning 23-14, 303 yards, 2 TDs.

Miami – Pennington 33-22, 183 yards 1 INT.

RECEIVING – Indianapolis – Clark 7-183, 1 TD; Wayne 3-37; Garcon 1-48, 1 TD; Brown 1-24; Addai 1-7; Collie 1-4.

Miami – Ginn, Jr. 11-108; Bess 3-29; Camarillo 3-11; Hartline 2-23; Cobbs 1-8; Williams 1-3; Fasano 1-1.

INTERCEPTIONS – Indianapolis – Bethea 1.

Miami – None.

OPONENTS FUMBLE RECOVERIES – Indianapolis – None.

Miami – None.

SACKS – Indianapolis – Freeney 1; Mathis 1.

Miami – Porter 1.

MISSED FIELD GOALS – Indianapolis – None.

Miami – Carpenter 49WR.

GAME 3

CHARGERS 23, DOLPHINS 13
September 27, 2009

Qualcomm Stadium
San Diego, CA

Costly turnovers hurt Miami as they fell to the San Diego Chargers, 23-13 and dropped to 0-3 on the season. After Miami's defense played tough on San Diego's opening drive and forced a punt on that first series, Chad Pennington methodically drove the offense 94 yards all the way down to the Chargers' 1-yardline. On second-and-goal from inside the 1 after a defensive offsides on San Diego, Brown fumbled the exchange with Pennington into the end zone and by the time left guard Justin Smiley pounced on it, his shoulder was on the end line, resulting in a touchback for the Chargers. San Diego, with new life, drove 72 yards to take a 3-0 lead. The Dolphins defense broke through to force their first turnover of the season when Joey Porter sacked Phillip Rivers and knocked the ball loose for Phillip Merling to recover, leading to Dan Carpenter's 24-yard field goal that tied the game at 3-3. Miami took a little momentum into the locker room at the half after stifling Rivers and his explosive offense again late in scoring territory. Nate Keading pushed his 41-yard field goal to the right, allowing the Dolphins to stay tied at intermission. The second half started out positively, although Miami received terrible news as Pennington hurt his shoulder on a pass play and gave way to Chad Henne who was listed as the third quarterback. Henne drove the Dolphins 44 yards on 12 plays to their first lead on Carpenter's 23-yard field goal. On the first play after Darren Sproles' 16-yard kickoff return, Rivers launched a 47-yard pass down the middle to Malcolm Floyd, who had two defensive backs blanketing him. Two plays later, Rivers took it into the end zone himself from five yards out to give the Chargers the lead for good at 10-6. San Diego's defense forced another three-and-out, aided by two false start penalties, and Rivers went for the home run again on the first play after the punt. This time he connected with Vincent Jackson for 55 yards down the middle as Jackson got behind Will Allen and Jeremiah Bell all the way to the Miami 13. Jackson finished the game with five catches for 120 yards. The Dolphins tightened up defensively to force the Chargers to settle for Keading's 26-yard field goal and keep them within 10 points. Henne's lack of experience came back to bite him on the next drive as his pass intended for Davone Bess was intercepted by safety Eric Weddle and returned 31 yards into the end zone to put the game out of reach at 23-6 with under six minutes to go in the game. The Dolphins didn't go away quietly as Henne put together a 10-play, 76-yard scoring drive, converting a 4th-and-4 in the process. Ricky Williams finished things off with a 14-yard touchdown run to cut the deficit back to 10 points but time ran out on Miami.

MIAMI	0	3	3	7	-	13
SAN DIEGO	0	3	7	13	-	23

TEAM	SCORE	DRIVE (Plays/Yards/Time)	QTR	CLOCK TIME	SCORE VIS. HOME
SD	Kaeding 25 FG	14/72/6:58	2	9:21	0 3
MIA	Carpenter 24 FG	6/11/3:29	2	3:26	3 3
MIA	Carpenter 23 FG	12/44/7:03	3	4:09	6 3
SD	Rivers 5 run (Kaeding kick)	5/75/2:07	3	2:02	6 10
SD	Kaeding 23 FG	5/63/2:16	4	12:30	6 13
SD	Kaeding 26 FG	11/41/4:58	4	6:53	6 16
SD	Weddle 31 interception return (Kaeding kick)		4	5:45	6 23
MIA	Williams 14 run (Carpenter kick)	10/76/2:54	4	2:51	13 23

ATT. – 67,230

	MIAMI	SAN DIEGO
First Downs/Total-Rush-Pass-Penalty	19/12/7/0	19/2/15/2
Third Down Efficiency	5-12/42	7-14/50
Total Yards-Plays-Average	289-63/4.6	355-63/5.6
Rushes-Yards-Average	31-149/4.8	28-69/2.5
Net Yards Passing-Sacked-Yards Lost	140-1-6	286-2-17
Passes Attempted-Completed-Intercepted	31-18-1	33-18-0
Punts/Number-Average	4-44.5	2-42.5
Penalties/Number-Yards	7-39	3-20
Fumbles/Number-Lost	1-1	1-1
Time of Possession	32:27	27:33

INDIVIDUAL STATISTICS

RUSHING – Miami – Brown 18-75; Williams 8-55, 1 TD; Bess 1-11; Pennington 2-3; Cobbs 1-3; Henne 1-2.

San Diego – Sproles 18-41; Bennett 8-18; Rivers 1-5, 1 TD; Tolbert 1-5.

PASSING – Miami – Henne 19-10, 92 yards, 1 INT; Pennington 12-8, 54 yards.

San Diego – Rivers 33-18 303 yards.

RECEIVING – Miami – Bess 7-54; Williams 4-29; Brown 3-40; Camarillo 2-13; Polite 2-10.

San Diego – Jackson 5-120; Gates 5-64; Naanee 4-40; Floyd 2-65; Sproles 2-14.

INTERCEPTIONS – Miami – None.

San Diego – Weddle 1.

OPPONENTS FUMBLE RECOVERIES – Miami – Merling 1.

San Diego – None.

SACKS – Miami – Langford 1; Porter 1.

San Diego – Burnett 1.

MISSED FIELD GOALS – Miami – None.

San Diego – Kaeding 41WR.

GAME 4

DOLPHINS 38, BUFFALO 10

October 4, 2009

Land Shark Stadium

Miami Gardens, FL

It was a coming out party for the Miami Dolphins rookies at Land Shark Stadium as cornerback Vontae Davis and wide receiver Brian Hartline each scored their first career touchdowns in Miami's 38-10 rout of the Buffalo Bills. This also was the Dolphins' first win of the season, and in the process, second-year quarterback Chad Henne earned a win in his first career NFL start while also throwing his first touchdown pass. He was an efficient 14-of-22 for 115 yards, the one touchdown and no interceptions. Running backs Ronnie Brown and Ricky Williams also gave him plenty of help on the ground game as Miami rolled up 250 rushing yards – 200 alone from those two. Not only did the younger players have a big afternoon, but first-year outside linebacker Cameron Wake had a career game as well. Wake, the two-time CFL Defensive Player of the Year, had two and a half sacks of Bills quarterback Trent Edwards and also did well stopping the run, finishing with six solo tackles (four for loss), two quarterback hurries and a forced fumble. Davis electrified the crowd early in the second quarter, just after second-year kicker Dan Carpenter put up the first points on the scoreboard with a 33-yard field goal. Davis read the eyes of Edwards as he tried to hit Lee Evans on an out pattern and broke on the ball, jumping in front of Evans to make the interception and sprinting untouched down the sideline 23 yards into the end zone. Miami's mainstays on offense, Brown and Williams, gave Henne all of the support he needed with another dominant performance. Brown's 38-yard sprint midway through the second quarter out of the Wildcat formation got the ball all the way down to the Miami 6 and he finished off the drive with a 1-yard touchdown run on fourth down to stretch the lead to 17-3. The Dolphins, who entered the day ranked third in the league in rushing with an average of 161.3 yards per game, surpassed that total again as they blitzed through the depleted Bills defense. When Williams ripped off a 28-yard run late in the fourth quarter and then Brown followed with a 25-yarder to the 1, Miami was well over 200 yards rushing. Brown finished it off with a 4-yard scoring run for his second touchdown of the day with 3:43 left to salt the game away at 38-10 and once again make a statement about the effectiveness of the running game. In addition to the six sacks and holding Buffalo to just 46 total rushing yards, the secondary came up with three interceptions - two by Will Allen.

BUFFALO	0	3	0	7	-	10
MIAMI	0	17	14	7	-	38

TEAM	SCORE	DRIVE		CLOCK		SCORE	
		(Plays/Yards/Time)	QTR	TIME	VIS.	HOME	
MIA	Carpenter 33 FG	11/65/6:00	2	11:38	0	3	
MIA	Davis 23 INT return (Carpenter kick)		2	11:23	0	10	
BUF	Lindell 35 FG	5/37/2:35	2	8:48	3	10	
MIA	Brown 1 run (Carpenter kick)	9/66/4:25	2	4:23	3	17	
MIA	Hartline 5 pass from Henne (Carpenter kick)	12/65/6:34	3	8:26	3	24	
MIA	Williams 1 run (Carpenter kick)	9/27/5:02	3	3:36	3	31	
BUF	Reed 3 pass from Edwards (Lindell kick)	9/80/2:46	4	14:50	10	31	
MIA	Brown 4 run (Carpenter kick)	3/58/0:24	4	3:43	10	38	

ATT. – 65,063

	BUFFALO	MIAMI
First Downs/Total-Rush-Pass-Penalty	10/0/8/2	25/17/8/0
Third Down Efficiency	1-11/09	9-17/53
Total Yards-Plays-Average	206-49/4.2	336-73/4.6
Rushes-Yards-Average	17-46/2.7	45-250/5.6
Net Yards Passing-Sacked-Yards Lost	160-6-32	86-6-29
Passes Attempted-Completed-Intercepted	26-14-3	22-14-0
Punts/Number-Average	5-51.4	5-39.8
Penalties/Number-Yards	3-19	5-45
Fumbles/Number-Lost	1-0	3-0
Time of Possession	22:51	37:09

INDIVIDUAL STATISTICS

RUSHING – Buffalo – Jackson 9-42; Lynch 8-4.

Miami – Brown 20-115, 2 TDs; Williams 16-85, 1 TD; Ginn, Jr. 1-22; Henne 2-14; Cobbs 2-11; Polite 2-5; Hartline 1(-1); White 1(-1).

PASSING – Edwards 26-14 192 yards, 1 TD, 3 INTs.

Miami – Henne 22-14, 115 yards 1 TD.

RECEIVING – Buffalo – Lynch 5-43; Owens 3-60; Jackson 3-26; Evans 2-60; Reed 1-3 1TD.

Miami – Camarillo 4-42; Bess 3-17; Hartline 2-17, 1 TD; Williams 1-11; Cobbs 1-10; Polite 1-7; Fasano 1-7; Ginn, Jr. 1-4.

INTERCEPTIONS – Buffalo – None.

Miami – W. Allen 2, Davis 1 TD.

OPPONENTS FUMBLE RECOVERIES – Buffalo – None.

Miami – None.

SACKS – Buffalo – Wilson 2, Denney 1, Kelsay 1, Schobel 1, Stroud 1.

Miami – Taylor 2.5; Wake 2.5; Starks 1.

MISSED FIELD GOALS – Buffalo – Lindell 49WL.

Miami – None.

GAME 5

DOLPHINS 31, NEW YORK JETS 27
October 12, 2009

Land Shark Stadium
Miami Gardens, FL

Chad Henne engineered a memorable fourth-quarter comeback, culminated by Ronnie Brown's 2-yard touchdown run with six seconds remaining in the game, as the Dolphins, donning their orange jerseys, knocked off the New York Jets, 31-27, at Land Shark Stadium. The Dolphins won for the 40th time on Monday Night Football (35 losses) and improved to 4-0 when wearing their orange jerseys. Brown's score capped off a 13-play, 70-yard drive that ate up 5:06 of clock, with Henne converting two key third downs with clutch passes to Greg Camarillo both times. Henne completed 20-of-26 passes for 241 yards, two touchdowns, no interceptions and he was never sacked as he finished with an outstanding passer rating of 130.4. His marquee moment came with 10:10 remaining after New York had regained the lead, 20-17, when on first down from his own 47 out of the play-action fake Henne reared back and launched a 53-yard bomb to a streaking Ted Ginn, Jr. down the middle of the field. Ginn got behind top-notch Jets cornerback Darrelle Revis and caught the ball in stride and waltzed into the end zone. Miami ended the game the same way it started, with a clock-killing, efficient drive that had the Jets defense off balance the entire time with a creative mixture of the run, pass and Wildcat formation. After the opening kickoff, Henne, Brown and running back Ricky Williams keyed a 12-play, 80-yard drive that chewed up 7:29, with Brown throwing a 21-yard pass to tight end Anthony Fasano on his first pass attempt of the year out of the Wildcat. Williams took a handoff from Brown on the very next play and swept left 18 yards to the New York 27 and Henne later connected with Davone Bess for 7 yards and with Ginn for 4 yards on a crossing route to give the Dolphins a first-and-goal at the 5. Three plays later Brown dove across the goal line to give Miami the early lead. However, the Jets called a gutsy fake punt on the ensuing drive. Punter Steve Weatherford sprinted 26 yards down the right sideline and then with the help of a pass interference call on Dolphins safety Yeremiah Bell, Sanchez tied the game with a 3-yard scoring pass to newly acquired Braylon Edwards in the back of the end zone. Henne answered with a six-play, 62-yard drive to set up Dan Carpenter's 35-yard field goal with less than a minute to go in the first quarter. The two teams then traded punts and when it looked like Miami's defense had held again to force another punt, Jets special teams coach Mike Westhoff struck again, this time calling for the direct snap to the up back, Brad Smith, and former Dolphins kicker Jay Feely connected from 40 yards to tie the game. Sanchez showed how far he has grown in five games as he managed to drive the Jets 31 yards on six plays in less than a minute with the first half winding down to get into field goal range. Feely hit from 43 yards with four seconds left to allow New York to take a 13-10 lead into the locker room at intermission. Defense dominated the third quarter as both punters kept busy, but Henne, Brown and Williams found their rhythm again as they put together the longest drive the Jets had allowed to that point and one that bled into the fourth quarter. The Dolphins drove 64 yards on 15 plays, with Brown accounting for 32 yards himself out of the Wildcat and Williams picking up 15 more, including 10 big yards on a 3rd-and-6 out of the Wildcat. Williams hurdled Jets safety Jim Leonhard as he turned the corner to get the first down, and later followed fullback Lousaka Polite down to the 1-yard line on the last play of the quarter. Two plays later, Henne on the play-action rolled right and found Fasano in the back of the end zone for a 17-13 lead. Brown finished the night with 74 rushing yards on 21 carries and two touchdowns and Williams added 68 yards on 11 carries.

NEW YORK JETS	7	6	0	14	-	27
MIAMI	10	0	0	21	-	31

TEAM	SCORE	DRIVE		QTR	CLOCK		SCORE	
		Plays/Yards/Time	TIME		VIS.	HOME		
MIA	Brown 1 run (Carpenter kick)	12/80/7:29	1	7:31	0	7		
NYJ	Edwards 3 pass from Sanchez (Feely kick)	8/70/3:40	1	3:51	7	7		
MIA	Carpenter 35 FG	6/62/2:54	1	0:57	7	10		
NYJ	Feely 40 FG	11/57/6:06	2	2:05	10	10		
NYJ	Feely 43 FG	6/31/0:57	2	0:04	13	10		
MIA	Fasano 2 pass from Henne (Carpenter kick)	15/64/8:41	4	14:17	13	17		
NYJ	Jones 1 run (Feely kick)	5/77/2:00	4	12:17	20	17		
MIA	Ginn, Jr. 53 pass from Henne (Carpenter kick)	5/84/2:07	4	10:10	20	24		
NYJ	Jones 3 run (Feely kick)	4/63/1:43	4	5:12	27	24		
MIA	Brown 2 run (Carpenter kick)	13/70/5:06	4	:06	27	31		

	N.Y. JETS	MIAMI
First Downs/Total-Rush-Pass-Penalty	20/8/8/4	23/10/13/0
Third Down Efficiency	4-11/36	9-14/64
Total Yards-Plays-Average	309-55/5.6	413-64/6.5
Rushes-Yards-Average	30-138/4.6	36-151/4.2
Net Yards Passing-Sacked-Yards Lost	171-1-1	262-0-0
Passes Attempted-Completed-Intercepted	24-12-0	28-21-0
Punts/Number-Average	4-49.8	4-49.8
Penalties/Number-Yards	6-56	8-112
Fumbles/Number-Lost	0-0	0-0
Time of Possession	26:25	33:35

INDIVIDUAL STATISTICS

RUSHING – Miami – Brown 21-74, 2 TDs; Williams 11-68; Ginn, Jr. 1-22; White 1-6; Polite 2-4; Cobbs 1(-1).
New York Jets – Washington 10-44; Jones 13-42, 2 TDs; Weatherford 1-26; Smith 1-12; Greene 3-8;
Sanchez 2-6.

PASSING – Miami – Henne 26-20, 241 yards, 2 TDs.

New York Jets – Sanchez 24-12 172 yards, 1 TD.

RECEIVING – Miami – Fasano 4-38, 1 TD; Williams 3-70; Camarillo 3-33; Bess 3-18; Brown 3-14; Ginn, Jr. 2-57, 1 TD; Haynos 1-17; Hartline 1-10; Cobbs 1-5.

New York Jets – Edwards 5-64, 1 TD; Clowney 4-72; Smith 1-19; Washington 1-13; Cotchery 1-4.

INTERCEPTIONS – Miami – None.

New York Jets – None.

OPPONENTS FUMBLE RECOVERIES – Miami – None.

New York Jets – None.

SACKS – Miami – Starks 1.

New York Jets – None.

MISSED FIELD GOALS – Miami – None.

New York Jets – None.

GAME 6**SAINTS 46, DOLPHINS 34****October 25, 2009****Land Shark Stadium****Miami Gardens, FL**

Drew Brees was picked off three times and sacked five times, but still managed to complete 22-of-38 passes for 298 yards and three touchdowns en route to the Saints' 46-34 victory over Miami in Land Shark Stadium. Miami's offense struck first as Ricky Williams capitalized on an interception by Tyrone Culver to score on a 5-yard run the very next play and then he broke loose for a 68-yard touchdown later in the first quarter to make it 14-3. Williams finished with a career-high three rushing touchdowns in the game against his former team, but it wasn't enough as the Saints returned two interceptions returned for touchdowns, one for 42 yards by Darren Sharper and one for 56 yards by Tracy Porter. The tide started to turn in the closing two minutes of the first half after a Davone Bess fumble was reviewed by instant replay and upheld, giving the Saints the ball at midfield with 1:38 remaining. Brees converted one key first down and then on 3rd-and-6 from the 21 with 12 seconds remaining Brees found Marques Colston, who made a leaping catch and dove across the line for what looked to be a touchdown. However, after a booth review it was ruled he was short. The Saints were going to have to settle for the field goal because the clock was going to start right away but the Dolphins called a timeout with five seconds left in the half, giving New Orleans a chance to change its mind and go for it. Brees kept it and stretched the ball over the line for the score so the Saints when into the locker room trailing 24-10. On the third play of the second half, disaster struck for Miami as Saints safety Darren Sharper took a Henne interception 42 yards the other way for a touchdown to cut the Dolphins lead to 24-17. Dolphins cornerback Nate Jones helped steal some momentum from New Orleans when he picked off Brees in his own end zone for a touchback to kill another scoring drive, and after an exchange of punts, back-to-back sacks of Brees by Joey Porter and Phillip Merling on one play and Taylor on another. On 3rd-and-17 Taylor hit Brees from behind and knocked the ball loose again and this time Randy Starks recovered at the New Orleans 15. Williams on first down swept left for 4 yards to the 11 and on 2nd-and-6 Ronnie Brown was in trouble and suffered a 4-yard loss back to the 15. On 3rd-and-10 Henne was hit as he threw for Williams, so the Dolphins had to settle for Dan Carpenter's 33-yard field goal to stretch the lead to 27-17 – and they would be outscored 29-7 the rest of the way. Second-year quarterback Chad Henne, who was coming off of a stellar performance in the win over the New York Jets two weeks prior, had an 18-for-36 performance for 211 yards and the two interceptions. He saw the Saints switch up some things in the second half in a desire to slow down Miami's running game, which had piled up 120 yards and three rushing touchdowns on just 22 carries in the first 30 minutes, and managed to hit one big pass play of 67 yards to rookie receiver Brian Hartline that set up Williams' third score of the game, but he found a lot tougher sledding in that second half. That play to Hartline followed by Williams' 4-yard run into the left corner of the end zone gave Miami a 34-24 lead headed into the final 15 minutes, but the Saints just kept on coming and Brees and tight end Jeremy Shockey found something in the secondary they could exploit the rest of the way. Shockey caught a 66-yard pass from Brees on the first play of the fourth quarter and finished the night with four catches for 105 yards.

NEW ORLEANS	3	7	14	22	-	46
MIAMI	14	10	10	0	-	34

TEAM	SCORE	DRIVE		QTR	CLOCK TIME	SCORE VIS.	HOME
		(Plays/Yards/Time)					
MIA	Williams 4 run (Carpenter kick)		1/4/0:05	1	7:20	0	7
NO	Carney 46 FG		4/7/2:14	1	5:06	3	7
MIA	Williams 68 run (Carpenter kick)		1/63/0:19	1	4:47	3	14
MIA	Carpenter 32 FG		12/46/7:24	2	11:21	3	17
MIA	Brown 8 run (Carpenter kick)		4/19/2:05	2	8:55	3	24
NO	Brees 1 run (Carney kick)		8/51/1:36	2	0:02	10	24
NO	Sharper 42 INT return (Carney kick)			3	13:56	17	24
MIA	Carpenter 33 FG		4/0/1:18	3	5:59	17	27
NO	Colston 10 pass from Brees (Carney kick)		8/82/4:50	3	1:09	24	27
MIA	Williams 4 run (Carpenter kick)		3/71/1:06	3	0:03	24	34
NO	Bush 10 run (Carney kick)		3/79/1:40	4	13:23	31	34
NO	Brees 2 run (kick failed)		8/60/4:17	4	8:35	37	34
NO	Carney 20 FG		10/64/4:38	4	3:23	40	34
NO	Porter 54 INT return (pass failed)			4	1:53	46	34

ATT. – 66,689

	NEW ORLEANS	MIAMI
First Downs/Total-Rush-Pass-Penalty	22/7/14/1	17/8/8/1
Third Down Efficiency	5-15/33	8-18/44
Total Yards-Plays-Average	414-70/5.9	334-69/4.8
Rushes-Yards-Average	27-138/5.1	30-137/4.6
Net Yards Passing-Sacked-Yards Lost	276-5-22	197-2-14
Passes Attempted-Completed-Intercepted	38-22-3	37-18-2
Punts/Number-Average	3-45.7	6-46.7
Penalties/Number-Yards	6-25	8-55
Fumbles/Number-Lost	2-1	1-1
Time of Possession	33:02	26:58

INDIVIDUAL STATISTICS

RUSHING – New Orleans – Bell 12-80; Thomas 8-30; Henderson 1-13; Bush 3-10, 1 TD; Brees 2-3, 2 TDs; Evans 1-2.

Miami – Williams 9-80, 3 TDs; Brown 16-48, 1 TD; Polite 3-7, Ginn, Jr. 1-5; White 1(-)-3.

PASSING – New Orleans – Brees 38-22 298 yards, 1 TD, 3 INTs.

Miami – Henne 36-18, 211 yards 2 INTs.

RECEIVING – New Orleans – Colston 5-72, 1 TD; Shockey 4-105; Henderson 4-71; Bush 3-16; Moore 2-18; Evans 2-3; P. Thomas 1-14; D. Thomas 1 (-)-1.

Miami – Camarillo 5-55; Hartline 3-94; Fasano 3-21; Bess 3-13; Ginn, Jr. 2-16; Williams 2-12.

INTERCEPTIONS – New Orleans – Porter 1; Sharper 1.

Miami – Culver 1; Torbor 1; Jones 1.

OPPONENTS FUMBLE RECOVERIES – New Orleans – Shanle 1.

Miami – Starks 1.

SACKS – New Orleans – Hargrove 2.

Miami – Taylor 2; Bell 1.5; Merling 0.5; Porter 0.5; Starks 0.5.

MISSED FIELD GOALS – New Orleans – Carney 49WL.

Miami – None.

GAME 7

DOLPHINS 30, NEW YORK JETS 25
November 1, 2009

Meadowlands
East Rutherford, NJ

After a nondescript first half that saw Miami's Dan Carpenter and New York's Jay Feely exchange field goals, things got wild and wacky in the third quarter thanks to a rejuvenated Ted Ginn, Jr., who ran back two kickoffs for touchdowns, and an opportunistic veteran Jason Taylor on defense. When the dust kicked up by the legendary swirling winds settled, the Dolphins were victorious, 30-25, to improve to 3-4 on the season and 3-0 in the AFC East. Taylor's 48-yard fumble return for a touchdown, the ninth touchdown of his career and an NFL-record sixth by fumble, was sandwiched in between a 100-yard kickoff return by Ginn and a 101-yarder, marking the first time that has happened in the same game in Dolphins history. His second return was even more impressive as it appeared he was bottled up in the middle of the field near the 20 but he kept his feet and found the open field down the right sideline to pay dirt. Ginn's first return came after Feely's career-long 55-yard field goal gave the Jets a short-lived 6-3 lead, and then Taylor pounced on a loose ball after Paul Soliai stripped running back Shonn Greene of the ball and sprinted into the end zone to give Miami a 17-6 lead and stun the home crowd of 77,531. But suddenly the Jets' offense came alive after Sanchez and company had been stifled to that point and came up with some big plays to keep pace, aided by one big special teams play. Davone Bess muffed a punt at his own 26 and New York recovered. Rookie quarterback Mark

Sanchez finished off the drive with a 1-yard quarterback keeper to cut the deficit to 17-13, but Ginn made it 24-13 just like that on the next return to help Miami regain momentum. Sanchez came right back and hit Jericho Cotchery on a 53-yard pass play, most of that coming after the catch. Two plays later he found Braylon Edwards from 19 yards out as Edwards made a one-handed catch and dragged Sean Smith and Chris Clemons into the end zone. The two-point attempt failed to make it a 24-19 ballgame. Chad Henne engineered a 13-play, 67-yard drive that ate up 7:47 of clock and he tried for two points but failed, leaving it a 30-19 ballgame, and Sanchez delivered again, taking his team 81 yards on just six plays and capping it off with a 16-yard touchdown pass to tight end Dustin Keller. He initially converted the two-point conversion but the Jets were flagged for an illegal shift and he misfired the next time to keep it a five-point game at 30-25. Miami's defense held strong on the desperation last drive by Sanchez, even though he converted one 4th-and-10 by hitting Keller for a 16-yard completion behind linebacker Reggie Torbor. The Dolphins answered with a sack by Randy Starks that set up 4th-and-13 from the 15 and when Sanchez's desperation pass sailed out of the end zone they left the Meadowlands victorious. The Jets came into the game leading the league in rushing with an average of 184.9 yards per game and made it known early on they were going to try to run the ball down Miami's throat. By game's end they had rushed the ball 40 times for 127 yards, with Thomas Jones doing the bulk of the work to the tune of 102 yards on 27 carries, but their average of just 3.2 yards per carry was a testament to Miami's defensive line and linebackers. Sanchez was forced to try to beat the Dolphins with his arm and had a better performance than the first time these two teams met on Monday night three weeks prior, completing 20-of-35 passes for 265 yards and two touchdowns. He also rushed for one touchdown and almost pulled out the win at the end, but defensive players like Taylor, Joey Porter, Jason Ferguson and the rest would not let that happen.

MIAMI	0	3	21	6	-	30
NEW YORK JETS	0	3	16	6	-	25

TEAM	SCORE	DRIVE (Plays/Yards/Time)	QTR	CLOCK		SCORE	
				TIME	VIS.	HOME	
NYJ	Feely 23 FG	11/60/4:18	2	12:20	0	3	
MIA	Carpenter 48 FG	5/15/2:14	2	1:55	3	3	
NYJ	Feely 55 FG	7/14/3:10	3	10:24	3	6	
MIA	Ginn, Jr. 100 kickoff return (Carpenter kick)	3	3	10:10	10	6	
MIA	Taylor 48 fumble return (Carpenter kick)	3	3	7:32	17	6	
NYJ	Sanchez 1 run (Feely kicked)	5/29/2:22	3	3:26	17	13	
MIA	Ginn, Jr. 101 kickoff return (Carpenter kick)	3	3	3:09	24	13	
NYJ	Edwards 19 pass from Sanchez (pass failed)	3/74/1:34	3	1:35	24	19	
MIA	Haynos 5 pass from Henne (pass failed)	13/67/7:47	4	8:48	30	19	
NYJ	Keller 16 pass from Sanchez (pass failed)	6/81/2:56	4	5:52	30	25	

ATT. – 77,5311

	MIAMI	N.Y. JETS
First Downs/Total-Rush-Pass-Penalty	10/3/6/1	23/7/14/2
Third Down Efficiency	4-14/29	3-14/21
Total Yards-Plays-Average	104-51/2.0	378-77/4.9
Rushes-Yards-Average	23-52/2.3	40-127/3.2
Net Yards Passing-Sacked-Yards Lost	52-6-60	251-2-14
Passes Attempted-Completed-Intercepted	22-12-0	35-20-0
Punts/Number-Average	7-51.7	7-36.3
Penalties/Number-Yards	4-25	6-40
Fumbles/Number-Lost	1-1	2-1
Time of Possession	25:54	34:06

INDIVIDUAL STATISTICS

RUSHING – New York Jets – Jones 27-102; Greene 8-18; Sanchez 4-6, 1 TD; Cotchery 1-1.

Miami – Brown 11-27; Williams 8-27; Polite 1-3; Henne 3(-5).

PASSING – New York Jets – Sanchez 35-20 265 yards, 2 TDs.

Miami – Henne 21-12, 112 yards, 1 TD; Brown 1-0, 0 yards.

RECEIVING – New York Jets – Keller 8-76, 1 TD; Edwards 4-74, 1 TD; Cotchery 3-70; Clowney 3-16; Jones 1-28; Richardson 1-1.

Miami – Bess 4-18; Williams 2-41; Haynos 2-20, 1 TD; Fasano 2-16; Camarillo 1-15; Brown 1-2.

INTERCEPTIONS – New York Jets – None.

Miami – None.

OPPONENTS FUMBLE RECOVERIES – New York Jets – Westerman 1.

Miami – Taylor 1.

SACKS – New York Jets – Ellis 1.5; Douglas 1; Harris 1; Scott 1; Green 0.5; Leonhard 0.5; Thomas 0.5.

Miami – Starks 1; Wilson 1.

MISSED FIELD GOALS – New York Jets – None.

Miami – None.

GAME 8

NEW ENGLAND 27, DOLPHINS 17
November 8, 2009

Gillette Stadium
Foxborough, MA

There was success again at Gillette Stadium with the Wildcat formation for the Miami Dolphins, but this time it was not enough to overcome Tom Brady and Randy Moss and the big-play offense of the New England Patriots in a 27-17 loss. Moss' 71-yard touchdown reception on the Patriots' lone possession of the third quarter broke the back of a Dolphins defense that had kept the game close up to that point by holding New England to field goals instead of touchdowns. Miami's offense grabbed a one-point lead with a clock-killing 16-play drive to open the second half, with running back Ronnie Brown recreating memories of 2008 when he threw a 1-yard touchdown pass to tight end Joey Haynos. But just three plays later, Brady out of the shotgun with plenty of time hit Moss on a crossing route in stride and Moss stiff-armed Vontae Davis after the catch and turned it into a 71-yard touchdown. Brady hit Moss for the two-point conversion that proved to be the difference down the stretch. Moss caught six passes for 147 yards and Brady completed 25-of-37 for 332 yards and one touchdown. It was a tough test for Dolphins rookie cornerback Vontae Davis having to contend with Moss and he held his own early on, staying step-for-step with the bigger and faster wideout in the first quarter and intercepting Brady's first pass thrown in that direction. That led to a 52-yard-yard field goal by Dan Carpenter, the longest of his career, and a short-lived 3-0 lead. Brady answered with a five-play, 63-yard drive and connected with Moss on a 36-yard pass down the right sideline to the 1 to set up Lawrence Maroney for a 1-yard touchdown run. Moss fended off Davis with his left hand and made a one-handed grab. After a Stephen Gostkowski field goal made it a one-touchdown game, Miami answered with an 80-yard play drive highlighted by a 33-yard run from rookie quarterback Pat White. He was on the field for the tying touchdown as he took the shotgun snap and pitched it to Ricky Williams, who sprinted 15 yards into the end zone for the score. Two pass interference penalties on Miami late in the first half hurt the Dolphins as Brady was able to get the Patriots into field goal range and get his team a 16-10 lead going into the locker room at the half. With the win, New England improved to 6-2 while Miami dropped to 3-5 and 3-1 in the AFC East.

MIAMI	3	7	7	0	-	17
NEW ENGLAND	7	9	8	3	-	27

TEAM	SCORE	DRIVE (Plays/Yards/Time)	QTR	CLOCK TIME	VIS.	SCORE HOME
MIA	Carpenter 52 FG	10/44/3:54	1	9:34	3	0
NE	Maroney 1 run (Gostkowski kick)	5/63/2:36	1	6:58	3	7
NE	Gostkowski 30 FG	11/49/5:05	2	9:05	3	10
MIA	Williams 15 run (Carpenter kick)	5/80/2:54	2	6:11	10	10
NE	Gostkowski 38 FG	7/42/3:26	2	2:45	10	13
NE	Gostkowski 34 FG	10/70/1:43	2	0:00	10	16
MIA	Haynos 1 pass from Brown (Carpenter kick)	16/66/10:09	3	4:51	17	16
NE	Moss 71 pass from Brady (Brady to Moss pass)	3/80/1:36	3	3:15	17	24
NE	Gostkowski 40 FG	4/5/1:41	4	1:09	17	27

ATT. – 68,756

	DOLPHINS	NEW ENGLAND
First Downs/Total-Rush-Pass-Penalty	21/6/13/2	22/4/18/2
Third Down Efficiency	9-17-53	6-13-46
Total Yards-Plays-Average	334-70-4.8	432-63-6.9
Rushes-Yards-Average	31-133/4.3	24-109/4.5
Net Yards Passing-Sacked-Yards Lost	201-2-19	323-2-9
Passes Attempted-Completed-Intercepted	37-20-0	37-25-1
Punts/Number-Average	5-41.8	3-34.7
Penalties/Number-Yards	3-35	5-49
Fumbles/Number-Lost	1-0	0-0
Time of Possession	31:07	28:53

INDIVIDUAL STATISTICS

RUSHING – New England – Maroney 20-82, 1 TD; Faulk 2-15; Green-Ellis 1-7; Brady 1-5.

Miami – Brown 15-48; White 6-45; Williams 7-33, 1 TD; Polite 3-7.

PASSING – New England – Brady 37-25 332 yards, 1 TD, 1INT.

Miami – Henne 34-19, 219 yards; Brown 2-1, 1 yard, 1 TD; White 1-0, 0 yards.

RECEIVING – New England – Welker 9-84; Moss 6-147, 1 TD; Watson 4-49; Faulk 4-35; Aiken 2-17.

Miami – Bess 6-56; Camarillo 5-71; Haynos 3-29, 1 TD; Brown 2-16; Fasano 1-20; Hartline 1-18; Ginn, Jr. 1-7; Williams 1-3.

INTERCEPTIONS – New England – None.

Miami – Davis 1.

OPPONENTS FUMBLE RECOVERIES – New England – None.

Miami – None.

SACKS – New England – Chung 1; Thomas 1.

Miami – Starks 1; Wake 1.

MISSSED FIELD GOALS – New England – None.

Miami – None.

GAME 9

DOLPHINS 25, TAMPA BAY 23
November 15, 2009

Land Shark Stadium
Miami Gardens, FL

Dan Carpenter's game-winning field goal with 10 seconds remaining lifted Miami to a 25-23 victory over the Tampa Bay Buccaneers to improve to 4-5 on the season. Chad Henne finished the exciting contest going 17-of-31 for 175 yards, one touchdown and one interception. Charlie Anderson filled in admirably for Joey Porter, who was deactivated before the game, with five tackles, two sacks of Bucs rookie quarterback Josh Freeman and two forced fumbles, and Cameron Wake and Channing Crowder also sacked Freeman. Jason Taylor came up with an interception near the end of the first half to set up Kory Sperry's touchdown reception, the first of his career. Taylor also broke up two passes and had one tackle for loss, actually on the play before his interception when he threw Cadillac Williams for a 2-yard loss. On 2nd-and-12, Freeman threw for Michael Clayton and it was ruled incomplete. Taylor picked up the ball and ran it into the end zone in case it was ruled a fumble. The play went under booth review and it was determined that it was a catch and then an interception because the ball never hit the ground but the whistle blew so the touchdown did not count. There was an unsportsmanlike conduct after the play on Tampa Bay Head Coach Raheem Morris, so it was Miami's ball at the 8. Henne found tight end Kory Sperry in the back of the end zone for a 5-yard touchdown. Carpenter's kick made it 16-6 with 1:25 left in the half and Miami managed one more field goal by Carpenter before intermission to stretch the lead to 19-6. Connor Barth's 54-yard field goal late in the third quarter made it a 10-point game and then Ronnie Brown's fumble after a 9-yard run eventually led to the Bucs' first touchdown of the game. Brown suffered what would be a season-ending foot injury on the play, and Freeman took advantage six plays later when he connected with Maurice Stovall on a 33-yard scoring pass on the first play of the fourth quarter to cut Tampa Bay's deficit to 19-16. Carpenter's 45-yard field goal with 6:08 left made it a six-point lead and after Miami's defense stopped Freeman on 4th-and-6 from the Dolphins' 22-yard line with 2:04 remaining it looked as if the win was secure. But three plays later, Henne stepped up into the pocket and threw an ill-advised pass for Brian Hartline that was picked off by Quincy Black, who ran it back to the Miami 26 and the Bucs took over with 1:43 left. Williams dove over from the 1 and Barth's point after kick gave the Bucs' a 23-22 lead. Henne showed a short memory on the game's final drive when he connected with Davone Bess on a 25-yard pass followed by a leaping 16-yard catch on the near sideline. Bess was taken down inbounds so Henne spiked the ball at the 34 on the next play. Then Ricky Williams ripped off his 27-yard run to set up Carpenter for the game-winning field goal.

TAMPA BAY	3	3	3	14	-	23
MIAMI	6	13	0	6	-	25

TEAM	SCORE	DRIVE (Plays/Yards/Time)	QTR	CLOCK TIME	VIS.	SCORE HOME
TB	Barth 51 FG	6/21/3:36	1	11:24	3	0
MIA	Brown 1 run (kick blocked)	9/77/4:46	1	6:38	3	6
MIA	Carpenter 49 FG	12/43/6:51	2	7:19	3	9
TB	Barth 50 FG	8/37/4:43	2	2:36	6	9
MIA	Sperry 5 pass from Henne (Carpenter kick)	2/8/0:13	2	1:25	6	16
MIA	Carpenter 30 FG	6/40/0:47	2	0:05	6	19
TB	Barth 54 FG	10/50/4:18	3	4:05	9	19
TB	Stovall 33 pass from Freeman (Barth kick)	6/63/1:56	4	14:53	16	19
MIA	Carpenter 45 FG	8/40/4:48	4	6:04	16	22
TB	Williams 1 run (Barth kick)	4/26/0:29	4	1:14	23	22
MIA	Carpenter 25 FG	5/77/1:04	4	1:04	23	25

ATT. – 66,085

	TAMPA BAY	MIAMI
First Downs/Total-Rush-Pass-Penalty	16/6/9/1	23/7/13/3
Third Down Efficiency	4-13/31	5-14/36
Total Yards-Plays-Average	301-62-4.9	374-68-5.5
Rushes-Yards-Average	30-121/4.0	36-199/5.5
Net Yards Passing-Sacked-Yards Lost	180-4-16	175-0-0
Passes Attempted-Completed-Intercepted	28-16-1	32-17-1
Punts/Number-Average	5-41.0	6-45.5
Penalties/Number-Yards	9-77	3-30
Fumbles/Number-Lost	4-1	3-1
Time of Possession	28:46	31:14

INDIVIDUAL STATISTICS

RUSHING – Miami – Williams 20-102; Brown 12-82; Polite 2-14; White 1-1; Ginn, Jr. 1-0.

Tampa Bay – Williams 14-52; Freeman 6-35; Ward 10-34.

PASSING – Miami – Henne 31-17, 175 yards, 1 TD; White 1-0 0 yards.

Tampa Bay – Freeman 28-16 196 yards, 1 TD, 1 INT.

RECEIVING – Miami – Bess 4-72; Sperry 3-31, 1 TD; Haynos 3-17; Camarillo 2-17; Brown 2-16; Williams 2-5; Hartline 1-17.

Tampa Bay – Winslow 7-102; Stovall 4-47, 1 TD; Stroughter 2-13; Graham 1-16; Stevens 1-15; Clayton 1-3.

INTERCEPTIONS – Miami – Taylor 1.

Tampa Bay – Black 1.

OPPONENTS FUMBLE RECOVERIES – Miami – Ayodele 1.

Tampa Bay – Jackson 1.

SACKS – Miami – Anderson 2; Crowder 1; Wake 1.

Tampa Bay – None.

MISSED FIELD GOALS – Miami – None.

Tampa Bay – None.

GAME 10

DOLPHINS 24, CAROLINA 17
November 19, 2009

Bank of America Stadium
Charlotte, NC

Facing a stiff challenge from a very similar opponent Thursday night at Bank of America Stadium, the Miami Dolphins showed the resolve that defined them during their 2008 AFC East title run and pulled out a gutsy 24-17 victory to even their record at 5-5. Miami entered the game with the knowledge that its leading rusher, running back Ronnie Brown, was lost for the season to a foot injury and it would also be without its starting tight end, Anthony Fasano, and backup nose tackle, Paul Soliai. Not about to feel sorry for themselves, the Dolphins filled in the holes and after trudging through the first quarter clearly out of synch they found their rhythm in the second quarter and took control of the game. Ricky Williams had his second straight 20-carry game, something he did with regularity when he led the league in rushing in 2002, and gained 119 yards on the 22 carries taking over the starting role for Brown. He salted the game away with a 46-yard touchdown run with 3:55 left in the contest, his third touchdown of the night and ninth of the season. It was the third time in his career and second time in 2009 that he scored three touchdowns in a game. Williams received a boost from second-year running back Lex Hilliard on the second scoring drive as the back had an 18-yard run that converted a 3rd-and-16. When Williams dove over the pylon from a yard out to give Miami a 14-3 lead with less than a minute to go in the first half it became the first time in his career that he had a rushing and receiving touchdown in the same game (he caught a 14-yard scoring pass from Chad Henne on the previous drive). Outside linebacker Joey Porter and defensive end Randy Starks spearheaded a physical defense that kept the Panthers out of the end zone until the last six minutes of the ballgame and put their quarterback, Jake Delhomme, on his back numerous times. Porter, who missed the previous week's win over Tampa Bay, led the team with eight tackles (seven for loss) and added two sacks while Starks had a sack and came up with big run-stuffing tackles. Cornerback Nate Jones had an interception on Carolina's first drive of the second half after DeAngelo Williams had gotten the Panthers all the way down to Miami's 24. Henne finished the night completing 17-of-29 passes for 172 yards and one touchdown with no interceptions and Davone Bess caught six passes for 63 yards to lead the team. Miami did not turn the ball over at all and now has its second two-game winning streak of the season.

MIAMI	0	14	0	10	-	24
CAROLINA	3	0	0	14	-	17

TEAM	SCORE	DRIVE (Plays/Yards/Time)	QTR	CLOCK		SCORE	
				TIME	VIS.	HOME	
CAR	Kasay 29 FG	12/51/5:29	1	9:31	0	3	
MIA	Williams 14 pass from Henne (Carpenter kick)	9/81/5:28	2	3:57	7	3	
MIA	Williams 1 run (Carpenter kick)	8/29/1:58	2	0:57	14	3	
CAR	Kasay 33 FG	8/46/3:25	4	14:21	14	6	
MIA	Carpenter 37 FG	11/61/6:42	4	7:39	17	6	
CAR	S. Smith 27 pass from Delhomme (Williams run)	8/68/2:21	4	5:18	17	14	
MIA	Williams 46 run (Carpenter kick)	4/59/1:23	4	3:55	24	14	
CAR	Kasay 48 FG	11/50/2:14	4	1:41	24	17	

ATT. – 73,475

	MIAMI	CAROLINA
First Downs/Total-Rush-Pass-Penalty	17/7/9/1	22/8/13/1
Third Down Efficiency	7-15/47	3-13-23
Rushes-Yards-Average	31-154/5.0	182-27/6.7
Net Yards Passing-Sacked-Yards Lost	172-0-0	201-4-26
Passes Attempted-Completed-Intercepted	29-17-0	42-19-1
Punts/Number-Average	6-50.2	5-42.0
Penalties/Number-Yards	5-30	4-35
Fumbles/Number-Lost	2-0	0-0
Time of Possession	30:33	29:27

INDIVIDUAL STATISTICS

RUSHING – Carolina – D. Williams 13-122; Stewart 12-43; Delhomme 2-17.

Miami – Williams 22-119, 2 TDs; Hilliard 4-24; Polite 4-11; Henne 1-0.

PASSING – Carolina – Delhomme 42-19 227 yards, 1 TD, 1 INT.

Miami – Henne 29-17, 172 yards, 1 TD.

RECEIVING – Carolina – Winslow 7-102; Stovall 4-47, 1 TD; Stroughter 2-13; Graham 1-16; Stevens 1-15; Clayton 1-3.

Miami – Bess 6-63; Ginn, Jr. 4-32; Hartline 2-47, Williams 2-19, 1 TD; Hilliard 2-7; Camarillo 1-4.

INTERCEPTIONS – Carolina – None.

Miami – Jones 1.

OPPONENTS FUMBLE RECOVERIES – Carolina – Jackson 1.

Miami – Ayodele 1.

SACKS – Carolina – None.

Miami – Porter 2; Merling 1; Starks 1.

MISSED FIELD GOALS – Carolina – None.

Miami – None.

GAME 11

BUFFALO 31, DOLPHINS 14
November 29, 2009

Ralph Wilson Stadium
Buffalo, NY

Ricky Williams continued to turn back the clock with his running but he and the Miami Dolphins found themselves in another AFC East dogfight at Ralph Wilson Stadium with the Buffalo Bills until the final four minutes of the game. This time they came out on the losing end of a 31-14 ballgame, falling to 5-6 overall on the season. Williams grinded out 115 yards and a touchdown on 27 carries and his 1-yard run out of the Wildcat midway on the opening drive of the second half seemingly gave Miami back the momentum it had lost in the first half. But it wasn't enough as Buffalo's offense, behind quarterback Ryan Fitzpatrick and running back Fred Jackson, answered with a game-tying 75-yard drive and then watched their defense take over from there. Cornerback Drayton Florence's interception of an underthrown Chad Henne pass caused by a hit from Chris Kelsay set up the game-clinching touchdown for Buffalo. Terrell Owens hauled in a 51-yard touchdown pass on the very next play from Fitzpatrick, padding the lead given to Buffalo by Rian Lindell's career-long 56-yard field goal. Safety Donte Whitner killed any hopes of a Miami comeback with his team's third interception of the day, running it back to the Miami 26, and Jackson added insult to injury with his 7-yard scoring run to account for the final margin. Henne was picked off for the third time on the final series. This was the first time in 2009 the Dolphins had thrown more than two interceptions in a single game (Williams was picked off in the first quarter out of the Wildcat from the Bills' 1). After an efficient second quarter and solid first drive of the second half, Miami's offense lost its rhythm and never got it back, even as the defense did all it could, sacking Fitzpatrick five times and picking him off once.

MIAMI	0	7	7	0	-	14
BUFFALO	0	7	0	24	-	31

TEAM	SCORE	DRIVE		CLOCK		SCORE	
		(Plays/Yards/Time)	QTR	TIME	VIS.	HOME	
MIA	Hartline 4 pass from Henne (Carpenter kick)	9/66/4:42	2	12:54	7	0	
BUF	Fitzpatrick 31 run (Lindell kick)	5/85/2:03	2	5:23	7	7	
MIA	Williams 1 run (Carpenter kick)	16/83/9:07	3	5:53	14	7	
BUF	Jackson 3 run (Lindell kick)	13/75/7:04	4	13:49	14	14	
BUF	Lindell 56 FG	4/1/2:24	4	3:35	14	17	
BUF	Owens 51 pass from Fitzpatrick (Lindell kick)	1/51/0:09	4	2:23	14	24	
BUF	Jackson 7 run (Lindell kick)	3/26/0:17	4	1:20	14	31	

ATT. – 70,155

	MAIMI	BUFFALO
First Downs/Total-Rush-Pass-Penalty	23/9/13/1	20/8/11/1
Third Down Efficiency	5-13/38	3-10/30
Total Yards-Plays-Average	325-70/4.6	336/57/5.9
Rushes-Yards-Average	37-157/4.2	25-129/5.2
Net Yards Passing-Sacked-Yards Lost	168-1-7	207-6-39
Passes Attempted-Completed-Intercepted	32-17-4	26-17-1
Punts/Number-Average	5-42.6	3-51.0
Penalties/Number-Yards	6-50	3-20
Fumbles/Number-Lost	0-0	1-0
Time of Possession	31:46	28:14

INDIVIDUAL STATISTICS

RUSHING – Williams 27-115, 1 TD; Hilliard 5-22; Polite 3-22; White 1-2; Ginn, Jr. 1(-4).

Buffalo – Jackson 15-73, 2 TDs; Fitzpatrick 7-50; Lynch 3-6.

PASSING – Miami – Henne 31-17, 175 yards, 1 TD, 3 INTs.

Buffalo – Fitzpatrick 26-17 246 yards, 1 TD, 1 INT.

RECEIVING – Miami – Fasano 5-74; Bess 3-34; Hartline 3-31, 1 TD; Ginn 2-18; Hilliard 2-15.

Buffalo – Owens 5-96, 1 TD; Jackson 5-43; Evans 2-40; Nelson 1-22; Stupar 1-17; Reed 1-10; McIntyre 1-9; Lynch 1-9.

INTERCEPTIONS – Miami – Bell 1.

Buffalo – Whitner 1; Florence 1; Draft 1; Mace 1

OPPONENTS FUMBLE RECOVERIES – Miami – None.

Buffalo – None.

SACKS – Miami – Porter 2.5; McDaniel 1.5; Baker 0.5; Langford 0.5; Starks 0.5; Taylor 0.5.

Buffalo – Johnson 1.

MISSED FIELD GOALS – Miami – None.

Buffalo – Lindell 44 WR.

GAME 12

DOLPHINS 22, NEW ENGLAND 21
December 6, 2009

Land Shark Stadium
Miami, FL

Dan Carpenter's 41-yard field goal with 1:02 remaining in the game lifted Miami to an emotional 22-21 victory over New England and tightened up the race in the AFC East for the second straight year. The packed house at Land Shark Stadium couldn't breathe easy until inside linebacker Channing Crowder intercepted Brady with 42 seconds left, and even then everyone had to wait for the officials to review the play as they wanted to make sure Brady wasn't already sacked by Cameron Wake. Henne completed a career-high 29 passes on a career-high 52 attempts for a then career-high 335 yards, two touchdowns and one interception. After one quarter of play it did not look like the game would be this close at the end, much less that it would end in victory for the Dolphins. On the sixth play of the game Brady connected with Randy Moss on a 58-yard touchdown pass as Moss got behind rookie cornerback Vontae Davis and free safety Gibril Wilson to give New England a quick 7-0 lead. Brady led another 80-yard march down the field and Kevin Faulk capped it off with a 6-yard touchdown run on the first play of the second quarter to stretch the lead to 14-0. Henne answered with the poise of a seasoned veteran, taking the Dolphins 88 yards on 10 plays in just under four minutes. He capped it off with a 13-yard scoring pass to Davone Bess, who finished with a career-high 10 catches for 117 yards and the touchdown. During that drive, Henne established that he would be employing an aerial attack all afternoon by spreading the ball out among Bess, Brian Hartline, Greg Camarillo, Ted Ginn, Jr., and his tight ends. That would come into play on the game-winning drive, especially on the most crucial play of the game - a 4th-and-6 with 2:09 remaining and Miami down 21-19 - when Henne sprinted right and hit Camarillo for 13 yards on a comeback route to keep the drive alive. Patriots head coach Bill Belichick was again left shaking his head after a loss Miami's defense came up with the first of those big plays at the two-minute warning of the first half when New England chose to go for it on 4th-and-1 from the Dolphins' 6. Brady handed it to fullback Sammy Morris and he was stuffed at the line for no gain by Joey Porter with help from nose tackle Paul Soliai and a host of other defenders, turning the ball over on downs. Henne ran a picture-perfect two-minute drill as he went 7-of-9 for 72 yards to set up Carpenter's 29-yard field goal that made it a 14-10 ballgame at the half. The Dolphins' will was tested again early in the second half when Brady connected with Sam Aiken on an 81-yard touchdown pass that looked like it was going to be picked off by rookie cornerback Sean Smith for his first career interception. Aiken timed his jump well and reached over Smith's shoulders to make the catch, and then he ran untouched down the sideline to make it 21-10. Henne drove the team right back down the field all the way inside New England's 10 but had his potential touchdown pass to Camarillo tipped by Patriots cornerback Leigh Bodden and the Dolphins had to settle for a 24-yard field goal by Carpenter to make it an 8-point game. After the defense forced another three-and-out, Henne went back to the air and got the Dolphins back into the end zone with a 7-yard strike to Hartline in the back of the end zone to cap off a 12-play, 64-yard drive. The two-point conversion failed, setting up the dramatic finish, and it became more dramatic after Davis went up high in the corner of the end zone to intercept a Brady pass intended for Moss.

NEW ENGLAND	7	7	7	0	-	21
MIAMI	0	10	9	3	-	22

TEAM	SCORE	DRIVE (Plays/Yards/Time)	QTR	CLOCK TIME	VIS.	SCORE HOME
NE	Moss 58 pass from Brady (Gostkowski kick)	6/80/3:22	1	3:22	7	0
NE	Faulk 6 run (Gostkowski kick)	13/80/6:45	1	6:45	14	0
MIA	Bess 13 pass from Henne (Carpenter kick)	10/88/3:53	2	11:03	14	7
MIA	Carpenter 29 FG	11/83/1:54	2	0:01	14	10
NE	Aiken 81 pass from Brady (Gostkowski kick)	1/71/0:41	3	12:02	21	10
MIA	Carpenter 24 FG	6/46/2:02	3	10:00	21	13
MIA	Hartline 7 pass from Henne (pass failed)	12/64/5:28	3	3:18	21	19
MIA	Carpenter 41 FG	10/51/2:42	4	1:02	21	22

ATT. - 70,102

	MIAMI	NEW ENGLAND
First Downs/Total-Rush-Pass-Penalty	18/4/13/1	24/2/21/1
Third Down Efficiency	4-10-40	10-19-53
Total Yards-Plays-Average	448-53-8.3	416-80-5.2
Rushes-Yards-Average	25-96/3.8	27-88/3.3
Net Yards Passing-Sacked-Yards Lost	352-0-0	328-1-7
Passes Attempted-Completed-Intercepted	29-12-2	52-29-1
Punts/Number-Average	5-50.0	4-47.8
Penalties/Number-Yards	6-82	2-10
Fumbles/Number-Lost	0-0	2-0
Time of Possession	27:23	32:37

INDIVIDUAL STATISTICS

RUSHING - Miami - Williams 18-75; Hilliard 5-12; Polite 1-2; White 2-0; Henne 1(-1).

New England - Maroney 13-41; Morris 9-40; Faulk 3-15.

PASSING - Miami - Henne 52-29, 335 yards, 2 TDs, 1 INT.

New England - Brady 29-19 352 yards, 2 TDs, 2 INTs.

RECEIVING – Miami – Bess 10-117, 1 TD; Fasano 5-67; Camarillo 4-61; Hartline 4-41, 1 TD; Ginn, Jr. 2-34; Williams 2-6; Hilliard 1-8; Polite 1-1.
 New England – Welker 10-167; Moss 2-66, 1 TD; Morris 2-25; Faulk 2-(-1); Aiken 1-81; Maroney 1-8; Baker 1-6.

INTERCEPTIONS – Miami – Crowder 1; Davis 1.
 New England – Meriweather 1.

OPPONENTS FUMBLE RECOVERIES – Miami – None.
 New England – None.

SACKS – Miami –Starks 1; Wake 1.
 New England – Banta-Cain .5; Mayo .5.

MISSED FIELD GOALS – Miami – None.
 New England – None.

GAME 13

DOLPHINS 14, JAGUARS 10
December 13, 2009

Jacksonville Municipal Stadium
Jacksonville, FL

On a day when second-year quarterback Chad Henne set a Dolphins record for consecutive completions, it was Miami's defense that came up big by stifling Jacksonville's dangerous running back, Maurice Jones-Drew, and constantly frustrating the entire Jaguars offense in a crucial 14-10 victory on the road. Miami forced seven three-and-outs and pressured quarterback David Garrard all afternoon, giving up one big pass play of 63 yards in the third quarter, to keep their playoff hopes alive at 7-6. Randy Starks put an exclamation point on the victory by mauling Garrard on a 4th-and-3 keeper with less than two minutes to play. Jones-Drew finished with just 59 rushing yards on 18 carries and a touchdown. Meanwhile, the Dolphins' offense converted 9-of-14 third downs and Henne finished 21-of-29 for 220 yards, including a streak of 17 straight completions that set a single-game record and tied the overall record set by Chad Pennington over two games in 2008. He also scored his first career rushing touchdown on a 1-yard keeper in the second quarter that stretched the lead to 14-0. Ricky Williams carried the ball 28 times for 108 yards and a touchdown, marking the fourth time in five games he surpassed 100 yards on the ground. Greg Camarillo led the team with seven catches for 110 yards as Henne spread the ball around to eight different receivers, with two of his catches going for 24 and 23 yards to keep drives alive. But three turnovers by the offense (two fumbles and an interception) allowed the Jaguars to stay in a game in which they were dominated in time of possession by more than 10 minutes (35:06 to 24:54). That's where the defense came in and for the second week in a row shut out the opposing offense in the fourth quarter. In the first half the defense had plenty of time to build up some energy as Henne engineered two 13-play scoring drives and found his rhythm like no Dolphins quarterback had ever done before in one game. He took the offense 67 yards on 13 plays in 6:47 on the second drive of the game, with Williams capping it off from a yard out after fullback Lousaka Polite converted a 4th-and-1 and caught a 4-yard pass on another 3rd-and-1. Jacksonville was forced to punt again, and this time Henne drove the offense 74 yards on 13 plays in 7:22, finishing it off himself as he kept the ball on the play-action fake and emphatically spiked the ball in the end zone in a rare show of emotion.

MIAMI	7	7	0	0	-	14
JACKSONVILLE	0	7	3	0	-	10

TEAM	SCORE	DRIVE (Plays/Yards/Time)	QTR	CLOCK TIME	SCORE VIS.	HOME
MIA	Williams 1 run (Carpenter kick)	13/67/6:47	1	2:33	7	0
MIA	Henne 1 run (Carpenter kick)	13/74/7:22	2	8:33	14	0
JAX	Jones-Drew 1 run (Scobee kick)	12/74/6:01	2	2:32	14	7
JAX	Scobee 25 field goal	7/63/2:56	3	4:55	14	10

ATT. – 60,457

	MIAMI	JACKSONVILLE
First Downs/Total-Rush-Pass-Penalty	22/8-14-0	10/5-3-2
Third Down Efficiency	8-15/53	3-14/21
Total Yards-Plays-Average	354-71-5.0	217-54-4.0
Rushes-Yards-Average	40-146-3.7	25-95-3.8
Net Yards Passing-Sacked-Yards Lost	208-2-12	122-3-17
Passes Attempted-Completed-Intercepted	29-21-1	26-11-0
Punts/Number-Average	5-43.8	7-43.1
Penalties/Number-Yards	4-27	2-10
Fumbles/Number-Lost	5-2	1-0
Time of Possession	35:06	24:54

INDIVIDUAL STATISTICS

RUSHING – Miami – Williams 28-108, 1 TD; Polite 4-18; Ginn, Jr. 1-16; Hilliard 2-3; Henne 4-1, 1 TD; Bess 1-0.
 Jacksonville – Jones-Drew 18-59; Garrard 6-26; Jennings 1-10.

PASSING – Miami – Henne 29-21, 220 yards, 1 INT.
 Jacksonville – Garrard 26-11, 139 yards.

RECEIVING – Miami – Camarillo 7-110; Hartline 3-34; Bess 3-22; Haynos 2-15; Polite 2-13; Williams 2-7; Ginn, Jr. 1-12; Hilliard 1-7.
 Jacksonville – Holt 2-71; Lewis 2-30; Jones-Drew 2-24; Jennings 2-(-2); Sims-Walker 1-6; Thomas 1-5; Wilford 1-5.

INTERCEPTIONS – Miami – None.
 Jacksonville – Cox.

OPPONENTS FUMBLE RECOVERIES – Miami – None.
 Jacksonville – Alexander 1; Smith 1.

SACKS – Miami – Porter 1; Torbor 1; Wake 1.
 Jacksonville – Harvey 1; Knighton 1.

MISSED FIELD GOALS – Miami – Carpenter 38RU.
 Jacksonville – None.

GAME 14

TITANS 27, DOLPHINS 24 (OT)
December 20, 2009

LP Stadium
Nashville, TN

There was another Music City Miracle once again by the Cumberland River, and it almost lifted the Miami Dolphins to an improbable come-from-behind victory, but it was not to be as the Tennessee Titans recovered to pull out a 27-24 overtime win and deal a blow to Miami's 2009 playoff hopes. Rob Bironas kicked a 46-yard field goal four plays after Dolphins quarterback Chad Henne threw his third interception of the game and an intense comeback from 18 points down fell short. Rookie wide receiver Brian Hartline was the author of the miracle play late in the fourth quarter as he turned an under thrown pass by Henne that was about to be picked off by Michael Griffin into a 57-yard catch that set up Henne's 2-yard scoring pass to tight end Anthony Fasano in the back of the end zone. Hartline knocked the ball out of Griffin's hands into his own and was taken down at the Titans' 11. Ricky Williams took a handoff from Pat White and dove in for the two-point conversion to tie it. Miami won the toss and got the ball first at its own 23 following a 23-yard return by Ted Ginn, Jr., but on 3rd-and-6 from the 27 Henne's pass sailed high and Griffin redeemed himself by intercepting it. A 15-yard personal foul penalty on Greg Camarillo moved the ball up to the Miami 27 and then Johnson lost 2 yards back to the 29. On 2nd-and-12 it was no gain for Johnson and on 3rd-and-12, Johnson gained a yard and it looked like he might have fumbled but he was ruled down. Bironas came out for the field goal and Miami called a timeout. Bironas then made good on the kick despite a high snap for the win. Henne was 29-of-46 for a career-high 349 yards (his second 300-yard passing performance of the season), one touchdown and the three interceptions and Hartline caught two passes for 96 yards. Williams rushed 19 times for 80 yards for the Dolphins. Johnson carried the ball 29 times for 104 yards while Vince Young went 14-of-27 for 236 yards and a career-high three touchdowns to go along with one interception. Miami also had a fumble lost by Williams and Johnson himself lost a fumble, so the two teams combined for six turnovers in the game.

MIAMI	3	3	3	15	0	24
TENNESSEE	7	10	7	0	3	27

TEAM	SCORE	DRIVE		QTR	CLOCK TIME	SCORE	
		Plays	Yards/Time			VIS.	HOME
MIA	Carpenter 23 FG	6/20	2:48	1	11:09	3	0
TEN	Gage 22 pass from Young (Bironas kick)	10/81	4:34	1	6:35	3	7
TEN	Bironas 24 FG	10/74	4:26	2	9:26	3	10
MIA	Carpenter 28 FG	10/70	6:06	2	3:20	6	10
TEN	Gage 21 pass from Young (Bironas kick)	5/78	1:33	2	1:47	6	17
TEN	Washington 32 pass from Young (Bironas kick)	6/57	2:56	3	8:58	6	24
MIA	Carpenter 45 FG	4/71	1:38	3	5:33	9	24
MIA	Williams 1 run (Carpenter kick)	12/80	4:35	4	7:41	16	24
MIA	Fasano 2 pass from Henne (Williams run)	10/90	3:02	4	1:34	24	24
TEN	Bironas 46 FG	4/12	2:21	OT	11:18	24	27

ATT. – 69,143

	MIAMI	TENNESSEE
First Downs/Total-Rush-Pass-Penalty	23/8-14-1	19/7-9-3
Third Down Efficiency	6-15/40	6-13/46
Total Yards-Plays-Average	468-77-6.1	364-60-6.1
Rushes-Yards-Average	30-121-4.0	31-128-4.1
Net Yards Passing-Sacked-Yards Lost	347-1-2	236-2-0
Passes Attempted-Completed-Intercepted	46-29-3	27-14-1
Punts/Number-Average	3-53.0	5-48.8
Penalties/Number-Yards	8-60	4-46
Fumbles/Number-Lost	2-1	2-1
Time of Possession	34:23	29:19

INDIVIDUAL STATISTICS

RUSHING – Williams 19-80, 1 TD; Henne 2-11; Hartline 1-10; Polite 3-9; Hilliard 3-7; White 2-4.
 Tennessee – Johnson 29-104; Young 2-24.

PASSING – Miami – Henne 46-29, 349 yards, 1 TD, 3 INTs.

Tennessee – Young 27-14, 236 yards, 3 TDs, 1INT.

RECEIVING – Miami – Camarillo 5-46; Bess 4-58; Fasano 4-36, 1 TD; Hilliard 4-36; Haynos 3-20; Williams 3-9; Hartline 2-96; Ginn, Jr. 2-38; Polite 2-10.

Tennessee – Scaife 5-40; Johnson 2-55; Gage 2-43, 2 TDs; Britt 2-32; Washington 1-32; Hawkins 1-32; White 1-2.

INTERCEPTIONS – Miami – Davis 1.

Tennessee – Harper 1; Hope 1; Griffin 1.

OPPONENTS FUMBLE RECOVERIES – Miami – Smith 1.

Tennessee – Griffin 1.

SACKS – Miami – Langford 1; Taylor 1.

Tennessee – Ford 1.

MISSED FIELD GOALS – Miami – None.

Tennessee – None.

GAME 15

TEXANS 27, DOLPHINS 20
December 27, 2009

Land Shark Stadium
Miami Gardens, FL

Houston jumped to a 27-0 lead in the first half against Miami in Land Shark Stadium and withstood a late Dolphins rally to win 27-20 in a key AFC matchup. Texans quarterback Matt Schaub completed 14-of-18 passes for 247 yards and two touchdowns in the first 30 minutes, and then went just 6-of-13 for 39 yards and an interception in the second half. Meanwhile, Dolphins second-year quarterback Chad Henne did basically the reverse, finishing 35-of-55 for 322 yards, one touchdown and one interception after going just 11-of-23 for 82 yards and a pick in the first half. He eclipsed 300 yards passing for the third time in four weeks. With his 349 yards the previous week at the Titans, Henne became the first Dolphins quarterback to throw for 300-plus yards in consecutive games since Dan Marino did it over a three-game stretch in 1998. Running back Lex Hilliard, who took over the bulk of the running duties in the third quarter after Ricky Williams left with a shoulder injury, was Henne's leading receiver with nine catches for 74 yards and a 10-yard touchdown reception. Schaub connected with his favorite wide receiver, Andre Johnson, twice for 38 yards on the first two plays of the game – a 13-yarder on a slant and a 25-yarder near the right sideline. The Dolphins defense clamped down from there and forced Kris Brown to make a 49-yard field goal, but the offense couldn't get anything going and when Schaub got the ball back he drove Houston 80 yards on nine plays, hitting Johnson on 4th-and-1 with a 10-yard scoring pass that gave his team a quick 10-0 lead. Things snowballed from there as Schaub took the Texans 94 yards on just six plays, with Schaub hooking up with Jacoby Jones on a 44-yard touchdown pass to stretch the lead to 17-0, and on Miami's next drive, Henne's short pass over the middle for Williams bounced off of his hands right into the waiting arms of Houston rookie linebacker Brian Cushing and he ran it back 6 yards to the Miami 28. Rookie running back Arian Foster, who led all rushers with 97 yards on 19 carries, ran through a huge hole up the middle 17 yards into the end zone for a 24-0 lead. Another three-and-out gave Schaub one more chance to cushion the lead and he moved the Texans all the way down to the Miami 3 before settling for a 22-yard field goal by Brown. He then watched Henne drive the Dolphins 61 yards on 18 plays to three points on Dan Carpenter's 27-yard field goal in the closing seconds and he took a knee, content with a 24-point lead headed into the locker room. Henne responded on the opening drive of the second half and marched the offense down the field 79 yards on 12 plays, with Hilliard running it in from 2 yards out for the Dolphins' first touchdown of the game and the first of his career. On Houston's first drive of the second half there was a potential momentum swing when Miami's Kendall Langford got his hand up and tipped a Schaub pass at the line of scrimmage into the air. Safety Jeremiah Bell came down with the interception and ran it back 29 yards to the Houston 33. However, Henne was sacked on first down for a 7-yard loss and Carpenter's 56-yard field goal sailed wide right, just his third miss of the season. To their credit, the Dolphins still did not give up as Henne opened up another scoring drive with a 35-yard completion to Ginn, Jr. and then followed that up with a 15-yard completion to Davone Bess, who made an acrobatic catch along the right sideline. Two plays later Hilliard caught the 10-yard scoring pass out of the backfield after setting it up with a 7-yard run and Miami was within 10 points at 27-17 with 9:25 remaining. Two more defensive stops kept the outcome in the balance, and Henne put together an 11-play drive that stalled at Houston's 20, setting up Carpenter's 38-yard field goal that brought Miami within one touchdown of the Texans with 2:30 left in the game. Carpenter bounced a high onside kick but nobody from the Dolphins could break through that first line of defense and Houston's Kevin Walter recovered it. Miami had no timeouts left so after the clock stopped for the two-minute warning all the Texans needed was one first down, and Foster got it on 3rd-and-3 to end the game.

HOUSTON	10	17	0	0	-	27
MIAMI	0	3	7	10	-	20

TEAM	SCORE	DRIVE			CLOCK	SCORE	
		(Plays/Yards/Time)	QTR	TIME		VIS.	HOME
HOU	Brown 49 FG	6/45/3:13	1	11:47	3	0	
HOU	Johnson 10 pass from Schaub (Brown kick)	9/80/5:22	1	2:05	10	0	
HOU	Jones 44 pass from Schaub (Brown kick)	6/94/2:55	2	12:41	17	0	
HOU	Foster 17 run (Brown kick)	3/29/0:41	2	11:44	24	0	
HOU	Brown 22 FG	12/60/5:51	2	4:25	27	0	
MIA	Carpenter 27 FG	18/61/4:18	2	0:07	27	3	
MIA	Hilliard 2 run (Carpenter kick)	12/79/4:50	3	10:10	27	10	

MIA	Hilliard 10 pass from Henne (Carpenter kick)	6/74/2:36	4	9:25	27	17
MIA	Carpenter 38 FG	11/58/2:09	4	2:30	27	20

ATT. – 65,487

	HOUSTON	MIAMI
First Downs/Total-Rush-Pass-Penalty	21/77-14-0	23/8-14-1
Third Down Efficiency	4-11/36	9-18/50
Total Yards-Plays-Average	406-64-6.3	363-74-4.9
Rushes-Yards-Average	32-126-3.9	16-60-3.8
Net Yards Passing-Sacked-Yards Lost	280-1-6	303-3-19
Passes Attempted-Completed-Intercepted	31-20-1	55-35-1
Punts/Number-Average	4-45.5	5-49.6
Penalties/Number-Yards	3-15	4-30
Fumbles/Number-Lost	0-0	1-0
Time of Possession	32:38	27:22

INDIVIDUAL STATISTICS

RUSHING – Houston – Foster 19-97; Moats 8-23; Brown 2-9; Schaub 3(-3).

Miami – Williams 10-35; Hilliard 3-12 1TD; Henne 1-10; Polite 2-3.

PASSING – Miami – Young 27-14, 236 yards, 3 TDs, 1 INT.

Houston – Henne 55-35, 322 yards, 1 TD, 1 INT.

RECEIVING – Houston – Johnson 5-71, 1 TD; Dreessen 4-65; Moats 4-39; Walter 3-21; Jones 2-79;

Anderson 1-10; Brown 1-1.

Miami – Hilliard 9-74, 1 TD; Ginn, Jr. 5-82; Bess 5-45; Williams 5-26; Camarillo 3-32; Hartline 3-31;

Haynos 3-17; Fasano 1-8; Polite 1-7.

INTERCEPTIONS – Houston – Cushing 1.

Miami – Bell 1.

OPPONENTS FUMBLE RECOVERIES – Houston – None.

Miami – None.

SACKS – Houston – Cushing 1; Pollard 1; Smith 0.5; Zgonina 0.5.

Miami – Moses 1.

MISSED FIELD GOALS – Houston – None.

Miami – Carpenter 54WR.

GAME 16

STEELERS 30, DOLPHINS 24
January 3, 2010

Land Shark Stadium
Miami Gardens, FL

Even when they were down to their emergency third quarterback and trailing the defending Super Bowl champion Pittsburgh Steelers by 17 points, the Miami Dolphins maintained their personality and did not give up. As a result, they nearly pulled off a miraculous comeback in the 2009 regular-season finale at Land Shark Stadium but came up short in a 30-24 loss. Miami wound up finishing the season the same way it started with three straight losses and had to witness the scary sight of its second-round draft pick at quarterback, Pat White, get carted off the field and taken by ambulance to the hospital with a serious head injury. Second-year starting quarterback Chad Henne was hit high near the end of the first half and experienced blurred vision that kept him out of the game in the second half so Tyler Thigpen was tasked with leading the comeback and he almost pulled it off. But in the end, Pittsburgh's defense, running game and strong-armed quarterback proved to be too much. The Steelers rushed for 202 yards, with Rashard Mendenhall gaining 94 on 20 carries and Willie Parker picking up another 91 on 12 carries while Ben Roethlisberger completed 18-of-27 passed for 220 yards and three touchdowns. Henne finished completing 16-of-20 for 140 yards a touchdown and an interception and Thigpen was 4-of-8 for 83 yards, one touchdown and two interceptions. Davone Bess led all receivers with five catches for 85 yards and a career-long 34-yard touchdown reception.

PITTSBURGH	14	3	7	6	-	30
MIAMI	7	3	0	14	-	24

TEAM	SCORE	DRIVE		QTR	CLOCK	SCORE	
		(Plays/Yards/Time)	TIME			VIS.	HOME
PIT	Holmes 5 pass from Roethlisberger (Reed kick)	12/80/6:58	1	8:02	7	0	
MIA	Hilliard 11 pass from Henne (Carpenter kick)	9/66/4:44	1	3:18	7	7	
PIT	Wallace 54 pass from Roethlisberger (Reed kick)	6/67/2:53	1	0:25	14	7	
MIA	Carpenter 25 FG	13/61/6:04	2	9:21	14	10	
PIT	Reed 22 FG	9/52/3:49	2	5:32	17	10	
PIT	Miller 3 pass from Roethlisberger (Reed kick)	9/90/4:18	3	3:42	24	10	
PIT	Reed 21 FG	8/51/2:37	4	13:57	27	10	
MIA	Hartline 16 run (Carpenter kick)	7/61/2:33	4	11:24	27	17	
MIA	Bess 34 pass from Thigpen (Carpenter kick)	3/62/1:15	4	8:37	27	24	
PIT	Reed 33 FG	14/83/5:30	4	5:30	30	24	

ATT. – 70,102

	PITTSBURGH	MIAMI
First Downs/Total-Rush-Pass-Penalty	22/9-11-2	20/6-11-3
Third Down Efficiency	7-14/50	7-12/58
Total Yards-Plays-Average	403-67-6.0	303-58-5.2
Rushes-Yards-Average	36-202-5.6	25-99-4.0
Net Yards Passing-Sacked-Yards Lost	201-3-19	204-3-19
Passes Attempted-Completed-Intercepted	28-18-1	30-20-3
Punts/Number-Average	2-35.5	4-43.0
Penalties/Number-Yards	5-40	3-45
Fumbles/Number-Lost	2-1	1-0
Time of Possession	32:09	27:51

INDIVIDUAL STATISTICS

- RUSHING** – Pittsburgh – Mendenhall 20-94; Parker 12-91; Roethlisberger 4-17.
Miami – Williams 12-31; White 5-27; Hartline 2-20, 1 TD; Hilliard 1-9; Polite 1-5; Sheets 1-5; Thigpen 1-1; Henne 1-1.
- PASSING** – Pittsburgh – Roethlisberger 27-18, 220 yards, 3TDs. Holmes 1-0 1INT.
Miami – Henne 20-16, 140 yards, 1TD, 1 INT; Thigpen 8-4, 83 yards, 1 TD, 1 INT; White 2-0, 0 yards.
- RECEIVING** – Pittsburgh – Ward 8-61; Miller 5-56 1TD; Wallace 2-64 1TD; Mendenhall 1-26; Moore 1-8; Holmes 1-5.
Miami – Bess 5-85 TD; Camarillo 3-22; Ginn, Jr. 3-20; Williams 3-4; Fasano 2-41; Hartline 2-34; Hilliard 1-11, 1 TD; Haynos 1-6.
- INTERCEPTIONS** – Pittsburgh – Clark 1, Taylor 1, Townsend 1.
Miami – Bell 1.
- OPPONENTS FUMBLE RECOVERIES** – Pittsburgh – None.
Miami – Porter 1.
- SACKS** – Pittsburgh – Woodley 2; Timmons 1.
Miami – Jones 1, Porter 1; Starks 1.
- MISSED FIELD GOALS** – Pittsburgh – None.
Miami – None.

2009-10 ROSTER MOVES

(Daily transactions from July 24, 2009, through the last day of the regular season, plus off-season moves)

Date	Player/Coach	Transaction
July 24	CB Sean Smith (DC #2B)	Signed
Aug. 1	CB Vontae Davis (DC #1)	Signed
Aug. 2	S Chris Clemons (DC #5B)	Signed
	QB Pat White (DC #2A)	Signed
	G J.D. Quinn	Waived
	TE Jared Bronson	Placed on Reserve/Did Not Report
	LB Matt Roth	Placed on Non-Football Illness List
Aug. 5	WR Brennan Marion	Waived/Injured
Aug. 6	FB Matt Quillen	Signed (FA)
	FB Chris Brown	Waived
	OT SirVincent Rogers	Placed on Reserve/ Left Squad
Aug. 7	S Ethan Kilmer	Placed on Reserve/ Left Squad
Aug. 10	FB Matt Quillen	Waived
	WR James Robinson	Signed (FA)
	K Connor Barth	Signed (FA)
Aug. 11	FB Joe Kowalewski	Signed (FA)
Aug. 19	CB Eric Green	Contract Terminated
Aug. 24	WR Chris Williams	Waived/Injured
	RB Anthony Kimble	Waived
	LB Orion Martin	Waived
	LB Tearrius George	Waived
	NT Joe Cohen	Waived
	WR Ernest Wilford	Contract Terminated
	G/C Andy Alleman	Traded to Kansas City for undisclosed 2010 draft choice
	G/C Ikechuku Ndukwe	Traded to Kansas City for undisclosed 2010 draft choice
Aug. 29	FB Joe Kowalewski	Waived/Injured
	WR Anthony Armstrong	Waived
	K Connor Barth	Waived
	NT Louis Ellis	Waived
Sept. 5	S Courtney Bryan	Waived
	T Brandon Frye	Waived
	LB William Kershaw	Waived
	WR Brandon London	Waived
	CB Joey Thomas	Waived
	DE Rodrigue Wright	Waived

Date	Player/Coach	Transaction
Sept. 5	DE Ryan Baker	Waived
	CB Will Billingsley	Waived
	LB J.D. Folsom	Waived
	T Nate Garner	Waived
	G/C Mark Lewis	Waived
Sept. 7	WR James Robinson	Waived
	LB Matt Roth	Placed on Reserve/Non-Football Injury List
	TE Davon Drew	Awarded off Waivers (from Baltimore)
	DE Ryan Baker	Signed to Practice Squad
	CB Will Billingsley	Signed to Practice Squad
	LB J.D. Folsom	Signed to Practice Squad
	T Nate Garner	Signed to Practice Squad
	G/C Mark Lewis	Signed to Practice Squad
	WR James Robinson	Signed to Practice Squad
	WR Julius Pruitt	Signed to Practice Squad
Sept. 9	WR James Robinson	Signed to Practice Squad
	T Nate Gardner	Signed off Practice Squad
	TE Davon Drew	Waived/Injured
Sept. 15	TE Kory Sperry	Signed to Practice Squad
	G Andrew Hartline	Signed to Practice Squad
Sept. 29	G Mark Lewis	Released off Practice Squad
	QB Tyler Thigpen	Acquired from Kansas City for 2010 undisclosed draft pick
	QB Chad Pennington	Placed on Reserve/Injured List
	LB K.C. Asiodu	Signed to Practice Squad
Oct. 14	LB Danny Lansanah	Released from Practice Squad
	RB Patrick Cobbs	Placed on Reserve/Injured List
	RB Kory Sheets	Signed (from San Francisco Practice Squad)
Oct. 20	G Shawn Murphy	Waived
	T Lydon Murtha	Signed (from San Detroit Practice Squad)
Oct. 27	CB Will Allen	Placed on Reserve/Injured List
	LB William Kershaw	Signed (FA)
	S Nate Ness	Signed to Practice Squad
Oct. 31	TE John Nalbone	Waived
	LB Matt Roth	Activated from Reserve/Non-Football Injury list
Nov. 3	TE John Nalbone	Signed to Practice Squad
	WR James Robinson	Waived from Practice Squad
Nov. 7	LB William Kershaw	Waived
	LB J.D. Folsom	Signed from Practice Squad
Nov. 13	LB J.D. Folsom	Waived
Nov. 14	TE Kory Sperry	Signed from Practice Squad
Nov. 18	RB Ronnie Brown	Placed on Injured Reserve
	S Nate Ness	Signed from Practice Squad
Nov. 23	NT Jason Ferguson	Placed on Injured Reserve
	S Nate Ness	Waived
Nov. 24	CB Evan Oglesby	Signed
	DE Ikaika Alama-Francis	Signed
	LB Matt Roth	Waived
Nov. 18	DE Ryan Baker	Signed from Practice Squad
	CB Evan Oglesby	Waived
Dec. 9	TE David Martin	Waived from Injured Reserve
Dec. 10	CB Evan Oglesby	Signed
	T Lydon Murtha	Placed on Injured Reserve
Dec. 30	LB Channing Crowder	Placed on Injured Reserve
Jan. 2	LB J.D. Folsom	Signed off Practice Squad

OFF-SEASON MOVES

Date	Player/Coach	Transaction
Jan. 6	RB Tristan Davis	Signed to "future" contract
	G Ray Feinga	Signed to "future" contract
	WR Taurus Johnson	Signed to "future" contract
	TE John Nalbone	Signed to "future" contract
	S Nate Ness	Signed to "future" contract
	WR Julius Pruitt	Signed to "future" contract
Jan. 7	WR Ryan Grice-Mullen	Signed to "future" contract
	DE Brian Johnston	Signed to "future" contract
Jan. 12	FB Rolly Lumbala	Signed to "future" contract
	G Dimitri Tsoumpas	Signed to "future" contract
Jan. 19	Mike Nolan	Named Defensive Coordinator
Feb. 10	WR Brennan Marion	Waived
Feb. 13	T SirVincent Rogers	Signed to "future" contract
Mar. 5	LB Akin Ayodele	Contract Terminated
	LB Joey Porter	Contract Terminated
	S Gibril Wilson	Contract Terminated

Date	Player/Coach	Transaction	Terms
Mar. 5	LB Karlos Dansby	Signed as a UFA (Arizona)	
	QB Chad Pennington	Signed as a UFA	
Mar. 9	DT Jason Ferguson	Signed as a UFA	
Mar. 10	T SirVincent Rogers	Waived	
Mar. 17	G Richie Incognito	Signed as a UFA (Buffalo)	
April 14	WR Brandon Marshall	Acquired from Denver for 2010 and 2011 undisclosed draft picks	
April 16	WR Ted Ginn, Jr.	Traded to San Francisco for an undisclosed 2010 draft pick	
April 30	DB Jonathan Amaya	Signed as an Undrafted College Free Agent	
	DT Travis Ivey	Signed as an Undrafted College Free Agent	
	WR Marlon Moore	Signed as an Undrafted College Free Agent	
	CB A.J. Wallace	Signed as an Undrafted College Free Agent	
	WR Roberto Wallace	Signed as an Undrafted College Free Agent	
	DB Ross Weaver	Signed as an Undrafted College Free Agent	
May 20	LB Zach Thomas	Signed as a UFA Announced Retirement	
May 24	C/G Cory Procter	Signed as a FA	
May 25	G Justin Smiley	Traded to Jacksonville for an undisclosed draft pick	
May 27	LB Reggie Torbor	Contract Terminated	
June 15	LB Brian Johnston	Waived	
	LB Chris McCoy (DC #7a)	Signed	
June 24	LB A.J. Edds (DC #4)	Signed	
June 25	CB Nolan Carroll (DC #5a)	Signed	
	LB Austin Spitzer (DC #7b)	Signed	

DOLPHINS VS. THE NFL

(Records include post-season games)

MIAMI 8, ARIZONA 2

(formerly St. Louis, Phoenix)

11/27/72	– at Miami 31, St. Louis 10
11/24/77	– Miami 55, at St. Louis 14
10/1/78	– at Miami 24, St. Louis 10
9/6/81	– Miami 20, at St. Louis 7
9/30/84	– Miami 36, at St. Louis 28
11/4/90	– at Miami 23, Phoenix 3
9/8/96	– Miami 38, at Arizona 10
9/19/99	– at Miami 19, Arizona 16
11/7/04	– Arizona 24, at Miami 23
9/14/08	– at Arizona 31, Miami 10

MIAMI 7, ATLANTA 4

11/30/70	– Miami 20, at Atlanta 7
11/3/74	– at Miami 42, Atlanta 7
9/21/80	– Miami 20, at Atlanta 17
12/10/83	– at Miami 31, Atlanta 24
11/30/86	– Atlanta 20, at Miami 14
10/11/92	– at Miami 21, Atlanta 17
12/3/95	– at Miami 21, Atlanta 20
12/27/98	– at Atlanta 38, Miami 16
12/30/01	– at Miami 21, Atlanta 14
11/6/05	– Atlanta 17, at Miami 10
9/13/09	– at Atlanta 19, Miami 7

MIAMI 5, BALTIMORE 4

10/19/97	– Miami 24, at Baltimore 13
9/17/00	– at Miami 19, Baltimore 6
1/13/02	– *Baltimore 20, at Miami 3
11/17/02	– at Miami 26, Baltimore 7
11/16/03	– at Miami 9, Baltimore 6 (ot)
1/2/05	– at Baltimore 30, Miami 23
12/16/07	– at Miami 22, Baltimore 16 (ot)
10/19/08	– Baltimore 27, at Miami 13
1/4/09	– *Baltimore 27, at Miami 9

MIAMI 53, BUFFALO 38 (1 tie)

9/18/66	– at Buffalo 58, Miami 24
11/6/66	– Buffalo 29, at Miami 0
11/5/67	– at Buffalo 35, Miami 13
11/26/67	– at Miami 17, Buffalo 14
10/12/68	– at Miami 14, Buffalo 14 (tie)
11/10/68	– Miami 21, at Buffalo 17
10/26/69	– at Miami 24, Buffalo 6
11/16/69	– at Buffalo 28, Miami 3
10/18/70	– Miami 33, at Buffalo 14
12/20/70	– at Miami 45, Buffalo 7
9/26/71	– Miami 29, at Buffalo 14
11/7/71	– at Miami 34, Buffalo 0
10/22/72	– at Miami 24, Buffalo 23
11/5/72	– Miami 30, at Buffalo 16
10/21/73	– at Miami 27, Buffalo 6
11/18/73	– Miami 17, at Buffalo 0
9/22/74	– Miami 24, at Buffalo 16
11/17/74	– at Miami 35, Buffalo 28
10/26/75	– Miami 35, at Buffalo 30
12/7/75	– at Miami 31, Buffalo 21
9/13/76	– Miami 30, at Buffalo 21
12/5/76	– at Miami 45, Buffalo 27
9/18/77	– Miami 13, at Buffalo 0
12/17/77	– at Miami 31, Buffalo 14
9/17/78	– at Miami 31, Buffalo 24
11/12/78	– Miami 25, at Buffalo 24
9/2/79	– Miami 9, at Buffalo 7
10/14/79	– at Miami 17, Buffalo 7
9/7/80	– at Buffalo 17, Miami 7
10/19/80	– at Miami 17, Buffalo 14
10/21/81	– at Buffalo 31, Miami 21
12/19/81	– at Miami 16, Buffalo 6
11/21/82	– Miami 9, at Buffalo 7
12/27/82	– at Miami 27, Buffalo 10
9/4/83	– Miami 12, at Buffalo 0
10/9/83	– Buffalo 38, at Miami 35 (ot)
9/17/84	– Miami 21, at Buffalo 17
10/28/84	– at Miami 38, Buffalo 7

11/24/85 – Miami 23, at Buffalo 14
 12/22/85 – at Miami 28, Buffalo 0
 10/12/86 – at Miami 27, Buffalo 14
 11/16/86 – Miami 34, at Buffalo 24
 10/25/87 – Buffalo 34, at Miami 31 (ot)
 11/29/87 – at Buffalo 27, Miami 0
 9/11/88 – at Buffalo 9, Miami 6
 11/14/88 – Buffalo 31, at Miami 6
 9/10/89 – Buffalo 27, at Miami 24
 10/29/89 – at Buffalo 31, Miami 17
 9/16/90 – at Miami 30, Buffalo 7
 12/23/90 – at Buffalo 24, Miami 14
 1/12/91 – *at Buffalo 44, Miami 34
 9/1/91 – at Buffalo 35, Miami 31
 11/18/91 – Buffalo 41, at Miami 27
 10/4/92 – Miami 37, at Buffalo 10
 11/16/92 – Buffalo 26, at Miami 20
 1/17/93 – **Buffalo 29, at Miami 10
 9/26/93 – Miami 22, at Buffalo 13
 12/19/93 – Buffalo 47, at Miami 34
 10/9/94 – at Buffalo 21, Miami 11
 12/4/94 – Buffalo 42, at Miami 31
 10/29/95 – at Miami 23, Buffalo 6
 12/17/95 – at Buffalo 23, Miami 20
 12/30/95 – *at Buffalo 37, Miami 22
 10/13/96 – Miami 21, at Buffalo 7
 12/16/96 – at Miami 16, Buffalo 14
 11/2/97 – at Buffalo 9, Miami 6
 11/17/97 – at Miami 30, Buffalo 13
 9/13/98 – at Miami 13, Buffalo 7
 11/1/98 – at Buffalo 30, Miami 24
 1/2/99 – *at Miami 24, Buffalo 17
 10/4/99 – Buffalo 23, at Miami 18
 11/14/99 – at Buffalo 23, Miami 3
 10/8/00 – at Miami 22, Buffalo 13
 12/3/00 – Miami 33, at Buffalo 6
 11/25/01 – Miami 34, at Buffalo 27
 1/6/02 – at Miami 34, Buffalo 7
 10/20/02 – Buffalo 23, at Miami 10
 12/1/02 – at Buffalo 38, Miami 21
 9/21/03 – at Miami 17, Buffalo 7
 12/21/03 – Miami 20, at Buffalo 3
 10/17/04 – at Buffalo 20, Miami 13
 12/5/04 – Buffalo 42, at Miami 32
 10/9/05 – at Buffalo 20, Miami 14
 12/4/05 – at Miami 24, Buffalo 23
 9/17/06 – Buffalo 16, at Miami 6
 12/17/06 – at Buffalo 21, Miami 0
 11/11/07 – Buffalo 13, at Miami 10
 12/9/07 – at Buffalo 38, Miami 17
 10/26/08 – at Miami 25, Buffalo 16
 12/7/08 – Miami 16, at Buffalo 3 (at Toronto)
 10/4/09 – at Miami 38, Buffalo 10
 11/29/09 – at Buffalo 31, Miami 14

MIAMI 4, CAROLINA 0

11/15/98 – Miami 13, at Carolina 9
 11/4/01 – at Miami 23, Carolina 6
 9/25/05 – at Miami 27, Carolina 24
 11/19/09 – Miami 24, at Carolina 17

MIAMI 7, CHICAGO 3

11/29/71 – at Miami 34, Chicago 3
 11/27/75 – Miami 46, at Chicago 13
 9/23/79 – at Miami 31, Chicago 16
 12/2/85 – at Miami 38, Chicago 24
 9/4/88 – at Chicago 34, Miami 7
 11/24/91 – Miami 16, at Chicago 13 (ot)
 11/13/94 – Chicago 17, at Miami 14
 10/27/97@ – Chicago 36, at Miami 33 (ot)
 12/9/02 – at Miami 27, Chicago 9
 11/5/06 – Miami 31, at Chicago 13

MIAMI 13, CINCINNATI 5

10/20/68 – Miami 24, at Cincinnati 22
 11/17/68 – Cincinnati 38, at Miami 21
 9/14/69 – at Cincinnati 27, Miami 21
 10/10/71 – Miami 23, at Cincinnati 13
 12/23/73 – *at Miami 34, Cincinnati 16
 12/2/74 – at Miami 24, Cincinnati 3
 11/20/77 – at Cincinnati 23, Miami 17
 10/9/78 – at Miami 21, Cincinnati 0
 9/14/80 – at Miami 17, Cincinnati 16
 11/28/83 – at Miami 38, Cincinnati 14
 11/8/87 – Miami 20, at Cincinnati 14
 10/15/89 – Miami 20, at Cincinnati 13
 12/9/91 – at Miami 37, Cincinnati 13
 10/2/94 – Miami 23, at Cincinnati 7
 10/1/95 – Miami 26, at Cincinnati 23
 10/1/00 – Miami 31, at Cincinnati 16
 9/19/04 – at Cincinnati 16, Miami 13
 12/30/07 – Cincinnati 38, at Miami 25

MIAMI 9, CLEVELAND 6

10/25/70 – Cleveland 28, at Miami 0
 12/24/72 – *at Miami 20, Cleveland 14
 10/15/73 – Miami 17, at Cleveland 9
 11/28/76 – at Cleveland 17, Miami 13
 11/18/79 – at Cleveland 30, Miami 24 (ot)
 1/4/86 – *at Miami 24, Cleveland 21
 11/10/86 – at Cleveland 26, Miami 16
 12/12/88 – at Miami 38, Cleveland 31
 10/8/89 – at Miami 13, Cleveland 10 (ot)
 11/25/90 – Miami 30, at Cleveland 13
 9/14/92 – Miami 27, at Cleveland 23
 10/10/93 – Miami 24, at Cleveland 14
 12/26/04 – at Miami 10, Cleveland 7
 11/20/05 – at Cleveland 22, Miami 0
 10/14/07 – at Cleveland 41, Miami 31

MIAMI 7, DALLAS 5

1/16/72 – ***Dallas 24, Miami 3
 11/22/73 – Miami 14, at Dallas 7
 11/5/78 – at Miami 23, Dallas 16
 10/25/81 – at Dallas 28, Miami 27
 12/17/84 – at Miami 28, Dallas 21
 11/22/87 – Miami 20, at Dallas 14
 11/19/89 – Miami 17, at Dallas 14
 11/25/93 – Miami 16, at Dallas 14
 10/27/96 – Dallas 29, at Miami 10
 11/25/99 – at Dallas 20, Miami 0
 11/27/03 – Miami 40, at Dallas 21
 9/16/07 – Dallas 37, at Miami 20

MIAMI 11, DENVER 4 (1 tie)

10/16/66 – at Miami 24, Denver 7
 12/4/66 – at Denver 17, Miami 7
 9/17/67 – at Miami 35, Denver 21
 10/27/68 – at Denver 21, Miami 14
 12/7/69 – at Miami 27, Denver 24
 9/19/71 – Miami 10, at Denver 10 (tie)
 12/20/75 – at Miami 14, Denver 13
 9/29/85 – Miami 30, at Denver 26
 12/21/98 – at Miami 31, Denver 21
 1/9/99 – *at Denver 38, Miami 3
 9/13/99 – Miami 38, at Denver 21
 12/2/01 – at Miami 21, Denver 10
 10/13/02 – Miami 24, at Denver 22
 12/12/04 – at Denver 20, Miami 17
 9/11/05 – at Miami 34, Denver 10
 11/2/08 – Miami 26, at Denver 17

MIAMI 7, DETROIT 2

12/15/73 – at Miami 34, Detroit 7
12/9/79 – Miami 28, at Detroit 10
10/27/85 – at Detroit 31, Miami 21
9/15/91 – at Detroit 17, Miami 13
12/25/94 – at Miami 27, Detroit 20
12/7/97 – at Miami 33, Detroit 30
11/5/00 – Miami 23, at Detroit 8
9/8/02 – at Miami 49, Detroit 21
11/23/06 – Miami 27, at Detroit 10

MIAMI 9, GREEN BAY 3

12/19/71 – at Miami 27, Green Bay 6
10/5/75 – Miami 31, at Green Bay 7
10/28/79 – at Miami 27, Green Bay 7
12/8/85 – Miami 34, at Green Bay 24
9/18/88 – at Miami 24, Green Bay 17
10/22/89 – at Miami 23, Green Bay 20
9/22/91 – at Miami 16, Green Bay 13
9/11/94 – Miami 24, at Green Bay 14 (at Mil.)
9/14/97 – at Green Bay 23, Miami 18
10/29/00 – at Miami 28, Green Bay 20
11/4/02 – at Green Bay 24, Miami 10
10/22/06 – Green Bay 34, at Miami 24

HOUSTON 5, MIAMI 0

9/7/03 – Houston 21, at Miami 20
10/1/06 – at Houston 17, Miami 15
10/7/07 – at Houston 22, Miami 19
10/12/08 – at Houston 29, Miami 28
12/27/09 – Houston 27, at Miami 20

MIAMI 46, INDIANAPOLIS 24

(formerly Baltimore)

11/1/70 – at Baltimore 35, Miami 0
11/22/70 – at Miami 34, Baltimore 17
11/21/71 – at Miami 17, Baltimore 14
12/11/71 – at Baltimore 14, Miami 3
1/2/72 – **at Miami 21, Baltimore 0
10/29/72 – Miami 23, at Baltimore 0
12/16/72 – at Miami 16, Baltimore 0
11/11/73 – at Miami 44, Baltimore 0
12/9/73 – at Baltimore 16, Miami 3
10/27/74 – at Miami 17, Baltimore 7
12/8/74 – Miami 17, at Baltimore 16
11/23/75 – Baltimore 33, at Miami 17
12/14/75 – at Baltimore 10, Miami 7 (ot)
10/10/76 – at Baltimore 28, Miami 14
11/22/76 – Baltimore 17, at Miami 16
10/9/77 – at Baltimore 45, Miami 28
12/5/77 – at Miami 17, Baltimore 6
9/10/78 – Miami 42, at Baltimore 0
10/29/78 – at Miami 26, Baltimore 8
11/11/79 – at Miami 19, Baltimore 0
11/25/79 – Miami 28, at Baltimore 24
10/5/80 – Baltimore 30, at Miami 17
12/14/80 – Miami 24, at Baltimore 14
9/27/81 – Miami 31, at Baltimore 28
11/1/81 – at Miami 27, Baltimore 10
9/19/82 – at Miami 24, Baltimore 20
1/2/83 – Miami 34, at Baltimore 7
10/23/83 – Miami 21, at Baltimore 7
11/20/83 – at Miami 37, Baltimore 0
9/23/84 – at Miami 44, Indianapolis 7
12/9/84 – Miami 35, at Indianapolis 17
9/15/85 – at Miami 30, Indianapolis 13
11/17/85 – Miami 34, at Indianapolis 20
9/14/86 – at Miami 30, Indianapolis 10
10/26/86 – Miami 17, at Indianapolis 13
9/20/87 – Miami 23, at Indianapolis 10
11/15/87 – Indianapolis 40, at Miami 21

9/25/88 – at Indianapolis 15, Miami 13
12/4/88 – Indianapolis 31, at Miami 28
11/5/89 – at Miami 19, Indianapolis 13
12/17/89 – at Indianapolis 42, Miami 13
10/28/90 – Miami 27, at Indianapolis 7
12/30/90 – at Miami 23, Indianapolis 17
9/8/91 – at Miami 17, Indianapolis 6
11/3/91 – Miami 10, at Indianapolis 6
10/25/92 – Indianapolis 31, at Miami 20
11/8/92 – Miami 28, at Indianapolis 0
9/5/93 – Miami 24, at Indianapolis 20
10/24/93 – at Miami 41, Indianapolis 27
11/6/94 – at Miami 22, Indianapolis 21
12/18/94 – at Indianapolis 10, Miami 6
10/8/95 – Indianapolis 27, at Miami 24 (ot)
11/26/95 – at Indianapolis 36, Miami 28
9/23/96 – at Indianapolis 10, Miami 6
11/10/96 – at Miami 37, Indianapolis 10
8/31/97 – at Miami 16, Indianapolis 10
12/14/97 – at Indianapolis 41, Miami 0
9/6/98 – Miami 24, at Indianapolis 15
11/8/98 – at Miami 27, Indianapolis 14
10/10/99 – Miami 34, at Indianapolis 31
12/5/99 – Indianapolis 37, at Miami 34
11/26/00 – Miami 17, at Indianapolis 14
12/17/00 – Indianapolis 20, at Miami 13
12/30/00 – *at Miami 23, Indianapolis 17 (ot)
11/11/01 – Miami 27, at Indianapolis 24
12/10/01 – at Miami 41, Indianapolis 6
9/15/02 – Miami 21, at Indianapolis 13
11/2/03 – Indianapolis 23, at Miami 17
12/31/06 – at Indianapolis 27, Miami 22
9/21/09 – Indianapolis 27, at Miami 23

JACKSONVILLE 3, MIAMI 2

10/12/98 – at Jacksonville 28, Miami 21
1/15/00 – *at Jacksonville 62, Miami 7
10/12/03 – Miami 24, at Jacksonville 10
12/3/06 – Jacksonville 24, at Miami 10
12/13/09 – Miami 14, at Jacksonville 10

MIAMI 15, KANSAS CITY 12

11/13/66 – at Kansas City 34, Miami 16
12/11/66 – Kansas City 19, at Miami 18
9/24/67 – Kansas City 24, at Miami 0
10/8/67 – at Kansas City 41, Miami 0
9/28/68 – Kansas City 48, at Miami 3
10/19/69 – at Kansas City 17, Miami 10
12/25/71 – *Miami 27, at Kansas City 24 (2ot)
9/17/72 – Miami 20, at Kansas City 10
10/20/74 – at Miami 9, Kansas City 3
10/17/76 – Kansas City 20, at Miami 17(ot)
12/13/81 – Miami 17, at Kansas City 7
9/25/83 – at Miami 14, Kansas City 6
9/22/85 – at Miami 31, Kansas City 0
10/11/87 – at Miami 42, Kansas City 0
12/3/89 – at Kansas City 26, Miami 21
12/24/89 – Kansas City 27, at Miami 24
1/5/91 – *at Miami 17, Kansas City 16
10/13/91 – at Kansas City 42, Miami 7
10/31/93 – at Miami 30, Kansas City 10
12/12/94 – at Miami 45, Kansas City 28
12/31/94 – *at Miami 27, Kansas City 17
12/11/95 – at Miami 13, Kansas City 6
10/5/97 – at Miami 17, Kansas City 14
9/29/02 – at Kansas City 48, Miami 30
10/21/05% – Kansas City 30, at Miami 20
11/12/06 – at Miami 13, Kansas City 10
12/21/08 – Miami 38, at Kansas City 31

MIAMI 6, MINNESOTA 4

10/1/72 – Miami 16, at Minnesota 4
1/13/74 – ***Miami 24, Minnesota 7
12/11/76 – Minnesota 29, at Miami 7
9/16/79 – Miami 27, at Minnesota 12
12/5/82 – at Miami 22, Minnesota 14
10/2/88 – at Miami 24, Minnesota 7
9/25/94 – at Minnesota 38, Miami 35
9/10/00 – at Minnesota 13, Miami 7
12/21/02 – at Minnesota 20, Miami 17
11/19/06 – at Miami 24, Minnesota 20

MIAMI 50, NEW ENGLAND 39

(formerly Boston)

11/27/66 – Boston 20, at Miami 14
10/15/67 – at Boston 41, Miami 10
12/17/67 – at Miami 41, Boston 32
11/24/68 – Miami 34, at Boston 10
12/8/68 – at Miami 38, Boston 7
11/9/69 – Miami 17, at Boston 16
11/30/69 – Boston 38, Miami 23 (at Tampa)
9/20/70 – at Boston 27, Miami 14
12/6/70 – at Miami 37, Boston 20
10/17/71 – at Miami 41, New England 3
12/5/71 – at New England 34, Miami 13
11/12/72 – at Miami 52, New England 0
12/3/72 – Miami 37, at New England 21
9/30/73 – at Miami 44, New England 23
10/28/73 – Miami 30, at New England 14
9/15/74 – at New England 34, Miami 24
12/15/74 – at Miami 34, New England 27
9/28/75 – Miami 22, at New England 14
12/1/75 – at Miami 20, New England 7
9/19/76 – at New England 30, Miami 14
10/31/76 – at Miami 10, New England 3
11/13/77 – at Miami 17, New England 5
12/11/77 – at New England 14, Miami 10
10/22/78 – at New England 33, Miami 24
12/18/78 – at Miami 23, New England 3
10/21/79 – at New England 28, Miami 13
11/29/79 – at Miami 39, New England 24
10/12/80 – at New England 34, Miami 0
12/8/80 – at Miami 16, New England 13 (ot)
11/8/81 – Miami 30, at New England 27 (ot)
12/6/81 – at Miami 24, New England 14
12/12/82 – at New England 3, Miami 0
1/8/83 – *at Miami 28, New England 13
9/11/83 – at Miami 34, New England 24
11/13/83 – at New England 17, Miami 6
9/9/84 – at Miami 28, New England 7
10/21/84 – Miami 44, at New England 24
11/3/85 – at New England 17, Miami 13
12/16/85 – at Miami 30, New England 27
1/12/86 – **New England 31, at Miami 14

10/5/86 – at New England 34, Miami 7
12/22/86 – New England 34, at Miami 27
9/13/87 – at New England 28, Miami 21
12/28/87 – New England 24, at Miami 10
11/6/88 – at New England 21, Miami 10
11/20/88 – New England 6, at Miami 3
9/17/89 – Miami 24, at New England 10
12/10/89 – at Miami 31, New England 10
9/9/90 – Miami 27, at New England 24
10/18/90 – at Miami 17, New England 10
10/6/91 – Miami 20, at New England 10
11/10/91 – at Miami 30, New England 20
10/18/92^s – at Miami 38, New England 17
12/27/92 – Miami 16, at New England 13 (ot)
11/21/93 – at Miami 17, New England 13
1/2/94 – at New England 33, Miami 27 (ot)

9/4/94 – at Miami 39, New England 35
10/30/94 – Miami 23, at New England 3
9/10/95 – Miami 20, at New England 3
11/12/95 – New England 34, at Miami 17
9/1/96 – at Miami 24, New England 10
11/3/96 – at New England 42, Miami 23
11/23/97 – at New England 27, Miami 24
12/22/97 – New England 14, at Miami 12
12/28/97 – *at New England 17, Miami 3
10/25/98 – at Miami 12, New England 9 (ot)
11/23/98 – at New England 26, Miami 23
10/17/99 – Miami 31, at New England 30
11/21/99 – at Miami 27, New England 17
9/24/00 – at Miami 10, New England 3
12/24/00 – Miami 27, at New England 24
10/7/01 – at Miami 30, New England 10
12/22/01 – at New England 20, Miami 13
10/6/02 – at Miami 26, New England 13
12/29/02 – at New England 27, Miami 24 (ot)
10/19/03 – New England 19, at Miami 13 (ot)
12/7/03 – at New England 12, Miami 0
10/10/04 – at New England 24, Miami 10
12/20/04 – at Miami 29, New England 28
11/13/05 – New England 23, at Miami 16
1/1/06 – Miami 28, at New England 26
10/8/06 – at New England 20, Miami 10
12/10/06 – at Miami 21, New England 0
10/21/07 – New England 49, at Miami 28
12/23/07 – at New England 28, Miami 7
9/21/08 – Miami 38, at New England 13
11/23/08 – New England 48, at Miami 28
11/8/09 – at New England 27, Miami 17
12/6/09 – at Miami 22, New England 21

MIAMI 6, NEW ORLEANS 4

11/15/70 – at Miami 21, New Orleans 10
11/10/74 – Miami 21, at New Orleans 0
9/28/80 – at Miami 21, New Orleans 16
10/2/83 – at New Orleans 17, Miami 7
12/7/86 – Miami 31, at New Orleans 27
11/29/92 – at New Orleans 24, Miami 13
10/15/95 – at New Orleans 33, Miami 30
11/29/98 – at Miami 30, New Orleans 10
10/30/05 – Miami 21, at New Orleans 6 (at Baton Rouge, La.)
10/25/09 – New Orleans 46, at Miami 34

N.Y. GIANTS 4, MIAMI 2

12/10/72 – Miami 23, at N.Y. Giants 13
9/23/90 – at N.Y. Giants 20, Miami 3
12/5/93 – N.Y. Giants 19, at Miami 14
12/8/96 – N.Y. Giants 17, at Miami 7
10/5/03 – Miami 23, at N.Y. Giants 10
10/28/07 – N.Y. Giants 13, at Miami 10 (at London, England)

N.Y. JETS 46, MIAMI 42 (1 tie)

9/9/66 – N.Y. Jets 19, at Miami 14
11/20/66 – at N.Y. Jets 30, Miami 13
10/1/67 – at N.Y. Jets 29, Miami 7
10/22/67 – N.Y. Jets 33, at Miami 14
12/1/68 – at N.Y. Jets 35, Miami 17
12/15/68 – N.Y. Jets 31, at Miami 7
11/2/69 – at N.Y. Jets 34, Miami 31
12/14/69 – N.Y. Jets 27, at Miami 9
10/10/70 – Miami 20, at N.Y. Jets 6
12/13/70 – at Miami 16, N.Y. Jets 10
10/3/71 – N.Y. Jets 14, at Miami 10
10/24/71 – Miami 30, at N.Y. Jets 14
10/8/72 – Miami 27, at N.Y. Jets 17
11/19/72 – at Miami 28, N.Y. Jets 24
10/7/73 – at Miami 31, N.Y. Jets 3

11/4/73 – Miami 24, at N.Y. Jets 14
 10/7/74 – at Miami 21, N.Y. Jets 17
 11/24/74 – at N.Y. Jets 17, Miami 14
 10/19/75 – Miami 43, at N.Y. Jets 0
 11/9/75 – at Miami 27, N.Y. Jets 7
 9/26/76 – at Miami 16, N.Y. Jets 0
 11/7/76 – Miami 27, at N.Y. Jets 7
 10/16/77 – at Miami 21, N.Y. Jets 17
 11/6/77 – Miami 14, at N.Y. Jets 10
 9/3/78 – at N.Y. Jets 33, Miami 20
 11/26/78 – N.Y. Jets 24, at Miami 13
 9/30/79 – at N.Y. Jets 33, Miami 27
 12/15/79 – N.Y. Jets 27, at Miami 24
 10/27/80 – at N.Y. Jets 17, Miami 14
 12/20/80 – N.Y. Jets 24, at Miami 17
 10/4/81 – at Miami 28, N.Y. Jets 28 (tie)
 11/22/81 – at N.Y. Jets 16, Miami 15
 9/12/82 – Miami 45, at N.Y. Jets 28
 12/18/82 – at Miami 20, N.Y. Jets 19
 1/23/83 – **at Miami 14, N.Y. Jets 0
 10/16/83 – Miami 32, at N.Y. Jets 14
 12/16/83 – at Miami 34, N.Y. Jets 14
 11/4/84 – Miami 31, at N.Y. Jets 17
 11/26/84 – at Miami 28, N.Y. Jets 17
 10/14/85 – at N.Y. Jets 23, Miami 7
 11/10/85 – at Miami 21, N.Y. Jets 17
 9/21/86 – at N.Y. Jets 51, Miami 45 (ot)
 11/24/86 – at Miami 45, N.Y. Jets 3
 10/18/87 – at N.Y. Jets 37, Miami 31 (ot)
 12/7/87 – at Miami 37, N.Y. Jets 28
 10/23/88 – N.Y. Jets 44, at Miami 30
 11/27/88 – at N.Y. Jets 38, Miami 34
 9/24/89 – N.Y. Jets 40, at Miami 33
 11/12/89 – Miami 31, at N.Y. Jets 23
 10/7/90 – at Miami 20, N.Y. Jets 16
 11/11/90 – Miami 17, at N.Y. Jets 3
 9/29/91 – at N.Y. Jets 41, Miami 23
 12/22/91 – N.Y. Jets 23, at Miami 20 (ot)
 11/1/92 – at N.Y. Jets 26, Miami 14
 12/20/92 – at Miami 19, N.Y. Jets 17
 9/12/93 – N.Y. Jets 24, at Miami 14
 11/7/93 – at N.Y. Jets 27, Miami 10
 9/18/94 – at Miami 28, N.Y. Jets 14
 11/27/94 – Miami 28, at N.Y. Jets 24
 9/3/95 – at Miami 52, N.Y. Jets 14
 10/22/95 – at N.Y. Jets 17, Miami 16
 9/15/96 – at Miami 36, N.Y. Jets 27
 12/22/96 – Miami 31, at N.Y. Jets 28
 10/12/97 – Miami 31, at N.Y. Jets 20
 11/9/97 – at Miami 24, N.Y. Jets 17
 10/4/98 – at N.Y. Jets 20, Miami 9
 12/13/98 – N.Y. Jets 21, at Miami 16
 12/12/99 – at N.Y. Jets 28, Miami 20
 12/27/99 – N.Y. Jets 38, at Miami 31
 10/23/00 – at N.Y. Jets 40, Miami 37 (ot)
 11/19/00 – N.Y. Jets 20, at Miami 3
 10/14/01 – at N.Y. Jets 21, Miami 17
 11/18/01 – N.Y. Jets 24, at Miami 0
 9/22/02 – at Miami 30, N.Y. Jets 3
 11/10/02 – at N.Y. Jets 13, Miami 10
 9/14/03 – Miami 21, at N.Y. Jets 10
 12/28/03 – at Miami 23, N.Y. Jets 21
 10/3/04 – N.Y. Jets 17, at Miami 9
 11/1/04 – at N.Y. Jets 41, Miami 14
 9/18/05 – at N.Y. Jets 17, Miami 7
 12/18/05 – at Miami 24, N.Y. Jets 20
 10/15/06 – at N.Y. Jets 20, Miami 17
 12/25/06 – N.Y. Jets 13, at Miami 10
 9/23/07 – at N.Y. Jets 31, Miami 28
 12/2/07 – N.Y. Jets 40, at Miami 13
 9/7/08 – N.Y. Jets 20, at Miami 14
 12/28/08 – Miami 24, at N.Y. Jets 17
 10/12/09 – at Miami 31, N.Y. Jets 27
 11/1/09 – Miami 30, at N.Y. Jets 25

OAKLAND 19, MIAMI 13 (1 tie)

(formerly Los Angeles)

9/2/66 – Oakland 23, at Miami 14
 10/9/66 – at Oakland 21, Miami 10
 11/19/67 – at Oakland 31, Miami 17
 9/21/68 – Oakland 47, at Miami 21
 9/20/69 – at Oakland 20, Miami 17
 10/4/69 – at Miami 20, Oakland 20 (tie)
 10/3/70 – at Miami 20, Oakland 13
 12/27/70 – *at Oakland 21, Miami 14
 9/23/73 – at Oakland 12, Miami 7 (at Berkeley)
 12/30/73 – **at Miami 27, Oakland 10
 12/21/74 – *at Oakland 28, Miami 26
 9/22/75 – Oakland 31, at Miami 21
 12/10/78 – at Miami 23, Oakland 6
 10/8/79 – at Oakland 13, Miami 3
 11/2/80 – at Oakland 16, Miami 10
 11/15/81 – Oakland 33, at Miami 17
 9/19/83 – at L.A. Raiders 27, Miami 14
 12/2/84 – L.A. Raiders 45, at Miami 34
 10/19/86 – L.A. Raiders 30, at Miami 28
 10/9/88 – Miami 24, at L.A. Raiders 14
 11/19/90 – L.A. Raiders 13, at Miami 10
 12/14/92 – at Miami 20, L.A. Raiders 7
 10/16/94 – at Miami 20, L.A. Raiders 17(ot)
 12/1/96 – at Oakland 17, Miami 7
 11/30/97 – Miami 34, at Oakland 16
 12/6/98 – Miami 27, at Oakland 17
 10/31/99 – Miami 16, at Oakland 9
 1/6/01 – *at Oakland 27, Miami 0
 9/23/01 – at Miami 18, Oakland 15
 12/15/02 – at Miami 23, Oakland 17
 11/27/05 – Miami 33, at Oakland 21
 9/30/07 – Oakland 35, at Miami 17
 11/16/08 – at Miami 17, Oakland 15

MIAMI 7, PHILADELPHIA 5

11/8/70 – at Philadelphia 24, Miami 17
 10/12/75 – at Miami 24, Philadelphia 16
 9/24/78 – at Philadelphia 17, Miami 3
 11/30/81 – at Miami 13, Philadelphia 10
 11/1/84 – at Miami 24, Philadelphia 23
 12/13/87 – Miami 28, at Philadelphia 10
 12/9/90 – at Miami 23, Philadelphia 20(ot)
 11/14/93 – Miami 19, at Philadelphia 14
 10/20/96 – at Philadelphia 35, Miami 28
 10/24/99 – at Miami 16, Philadelphia 13
 12/15/03 – Philadelphia 34, at Miami 27
 11/18/07 – at Philadelphia 17, Miami 7

PITTSBURGH 12, MIAMI 11

11/14/71 – at Miami 24, Pittsburgh 21
 12/31/72 – **Miami 21, at Pittsburgh 17
 12/3/73 – at Miami 30, Pittsburgh 26
 11/14/76 – at Pittsburgh 14, Miami 3
 12/30/79 – *at Pittsburgh 34, Miami 14
 11/30/80 – at Pittsburgh 23, Miami 10
 9/10/81 – at Miami 30, Pittsburgh 10
 10/7/84 – Miami 31, at Pittsburgh 7
 1/6/85 – **at Miami 45, Pittsburgh 28
 10/6/85 – at Miami 24, Pittsburgh 20
 11/1/87 – at Miami 35, Pittsburgh 24
 12/18/88 – at Pittsburgh 40, Miami 24
 11/26/89 – Pittsburgh 34, at Miami 14
 9/30/90 – Miami 28, at Pittsburgh 6
 12/13/93 – Pittsburgh 21, at Miami 20
 11/20/94 – at Pittsburgh 16, Miami 13(ot)
 9/18/95 – at Miami 23, Pittsburgh 10
 11/25/96 – Pittsburgh 24, at Miami 17
 9/20/98 – at Miami 21, Pittsburgh 0
 9/26/04 – Pittsburgh 13, at Miami 3
 9/7/06 – at Pittsburgh 28, Miami 17

11/26/07 – at Pittsburgh 3, Miami 0
1/3/10 – Pittsburgh 30, at Miami 24

MIAMI 9, SAINT LOUIS 2

(formerly Los Angeles)

10/31/71 – Miami 20, at Los Angeles 14
10/3/76 – Los Angeles 31, at Miami 28
11/9/80 – Miami 35, at Los Angeles 14
10/30/83 – at Miami 30, L.A. Rams 14
12/14/86 – Miami 37, at L.A. Rams 31(ot)
9/20/92 – at Miami 26, L.A. Rams 10
12/24/95 – Miami 41, at St. Louis 22
10/18/98 – at Miami 14, St. Louis 0
9/30/01 – at St. Louis 42, Miami 10
10/24/04 – at Miami 31, St. Louis 14
11/30/08 – Miami 16, at St. Louis 12

MIAMI 14, SAN DIEGO 13

10/2/66 – at San Diego 44, Miami 10
11/12/67 – at San Diego 24, Miami 0
12/10/67 – at Miami 41, San Diego 24
11/3/68 – at San Diego 34, Miami 28
10/11/69 – San Diego 21, at Miami 14
10/15/72 – at Miami 24, San Diego 10
9/29/74 – Miami 28, at San Diego 21
10/30/77 – San Diego 14, at Miami 13
10/15/78 – Miami 28, at San Diego 21
11/20/80 – San Diego 27, at Miami 24 (ot)
1/2/82 – *San Diego 41, at Miami 38 (ot)
1/16/83 – *at Miami 34, San Diego 13
11/18/84 – at San Diego 34, Miami 28 (ot)
9/7/86 – at San Diego 50, Miami 28
10/16/88 – at Miami 31, San Diego 28
12/15/91 – at San Diego 38, Miami 30
1/10/93 – *at Miami 31, San Diego 0
12/27/93 – at San Diego 45, Miami 20
1/8/95 – * at San Diego 22, Miami 21
11/5/95 – Miami 24, at San Diego 14
12/19/99 – at Miami 12, San Diego 9
11/12/00 – Miami 17, at San Diego 7
11/24/02 – at Miami 30, San Diego 3
10/27/03 – Miami 26, San Diego 10 (at Tempe, Ariz.)
12/11/05 – Miami 23, at San Diego 21
10/5/08 – at Miami 17, San Diego 10
9/27/09 – at San Diego 23, Miami 13

MIAMI 6, SAN FRANCISCO 5

9/16/73 – at Miami 21, San Francisco 13
9/25/77 – Miami 19, at San Francisco 15
11/16/80 – at Miami 17, San Francisco 13
11/6/83 – Miami 20, at San Francisco 17
1/20/85 – ***San Francisco 38, Miami 16
9/28/86 – San Francisco 31, at Miami 16
12/6/92 – at San Francisco 27, Miami 3
11/20/95 – San Francisco 44, at Miami 20
12/16/01 – at San Francisco 21, Miami 0
11/28/04 – Miami 24, at San Francisco 17
12/14/08 – at Miami 14, San Francisco 9

MIAMI 9, SEATTLE 4

10/23/77 – at Miami 31, Seattle 13
9/9/79 – at Miami 19, Seattle 10
12/31/83 – *Seattle 27, at Miami 20
12/29/84 – *at Miami 31, Seattle 10
10/4/87 – at Seattle 24, Miami 20
12/16/90 – at Miami 24, Seattle 17
9/27/92 – Miami 19, at Seattle 17
10/6/96 – Seattle 22, at Miami 15
1/9/00 – *Miami 20, at Seattle 17
9/3/00 – at Miami 23, Seattle 0

10/28/01 – Miami 24, at Seattle 20
11/21/04 – at Seattle 24, Miami 17
11/9/08 – at Miami 21, Seattle 19

MIAMI 5, TAMPA BAY 4

10/24/76 – Miami 23, at Tampa Bay 20
11/29/82 – at Tampa Bay 23, Miami 17
10/20/85 – at Miami 41, Tampa Bay 38
10/30/88 – Miami 17, at Tampa Bay 14
12/1/91 – at Miami 33, Tampa Bay 14
9/21/97 – at Tampa Bay 31, Miami 21
12/10/00 – Tampa Bay 16, at Miami 13
10/16/05 – at Tampa Bay 27, Miami 13
11/15/09 – at Miami 25, Tampa Bay 23

MIAMI 17, TENNESSEE 15

(formerly Houston)

10/23/66 – Miami 20, at Houston 13
12/18/66 – at Miami 29, Houston 28
12/3/67 – at Houston 17, Miami 14
12/23/67 – Houston 41, at Miami 10
9/14/68 – Houston 24, at Miami 10
10/6/68 – Miami 24, at Houston 7
9/28/69 – at Houston 22, Miami 10
11/23/69 – Houston 32, at Miami 7
9/27/70 – Miami 20, at Houston 10
9/24/72 – at Miami 34, Houston 13
11/16/75 – at Houston 20, Miami 19
10/2/77 – at Miami 27, Houston 7
11/20/78 – at Houston 35, Miami 30
12/24/78 – *Houston 17, at Miami 9
11/5/79 – Houston 9, at Miami 6
9/20/81 – Miami 16, at Houston 10
12/4/83 – Miami 24, at Houston 17
10/14/84 – at Miami 28, Houston 10
9/8/85 – at Houston 26, Miami 23
11/2/86 – at Miami 28, Houston 7
10/1/89 – at Houston 39, Miami 7
10/20/91 – Houston 17, at Miami 13
11/22/92 – at Miami 19, Houston 16
11/17/96 – Miami 23, at Houston 20
9/7/97 – at Miami 16, Tennessee 13 (ot)
11/7/99 – at Miami 17, Tennessee 0
9/9/01 – Miami 31, at Tennessee 23
11/9/03 – at Tennessee 31, Miami 7
9/11/04# – Tennessee 17, at Miami 7
12/24/05 – at Miami 24, Tennessee 10
9/24/06 – at Miami 13, Tennessee 10
12/20/09 – at Tennessee 27, Miami 24 (ot)

MIAMI 7, WASHINGTON 5

1/14/73 – *** Miami 14, Washington 7
10/13/74 – at Washington 20, Miami 17
12/3/78 – Miami 16, at Washington 0
10/18/81 – at Miami 13, Washington 10
1/30/83 – *** Washington 27, Miami 17
9/2/84 – Miami 35, at Washington 17
12/20/87 – at Miami 23, Washington 21
12/2/90 – at Washington 42, Miami 20
10/4/93 – at Miami 17, Washington 10
1/2/00 – at Washington 21, Miami 10
11/23/03 – at Miami 24, Washington 23
9/9/07 – at Washington 16, Miami 13(ot)

* AFC Playoff ** AFC Championship
***Super Bowl

§ - Game originally scheduled for 9/7/92
© - Game originally scheduled for 10/26/97
- Game originally scheduled for 9/12/04
% - Game originally scheduled for 10/23/05

ALL-TIME DOLPHINS WON-LOST RECORDS

(includes post-season games)

OPPONENT	W	L	T	PCT.	PTS.	OPP.	LAST MTG.
Arizona	8	2	0	.800	279	153	2008
Atlanta	7	4	0	.636	223	200	2009
Baltimore	5	4	0	.556	148	152	2008
Buffalo	53	38	1	.594	2001	1783	2009
Carolina	4	0	0	1.000	87	56	2009
Chicago	7	3	0	.700	277	178	2006
Cincinnati	13	5	0	.722	435	312	2007
Cleveland	9	6	0	.600	287	306	2007
Dallas	7	5	0	.583	218	245	2007
Denver	11	4	1	.719	355	298	2008
Detroit	7	2	0	.778	255	154	2006
Green Bay	9	3	0	.750	286	209	2006
Houston	0	5	0	.000	102	116	2009
Indianapolis	46	24	0	.657	1585	1184	2009
Jacksonville	2	3	0	.333	76	134	2009
Kansas City	15	12	0	.556	526	558	2008
Minnesota	6	4	0	.600	203	174	2006
New England	50	39	0	.562	1962	1788	2009
New Orleans	6	4	0	.600	229	189	2009
New York Giants	2	4	0	.333	80	92	2007
New York Jets	42	46	1	.478	1978	1915	2009
Oakland	13	19	1	.409	609	687	2008
Philadelphia	7	5	0	.583	229	233	2007
Pittsburgh	11	12	0	.478	471	449	2009
St. Louis	9	2	0	.818	288	204	2008
San Diego	14	13	0	.519	633	608	2009
San Francisco	6	5	0	.545	170	245	2008
Seattle	9	4	0	.692	284	220	2008
Tampa Bay	5	4	0	.556	203	206	2009
Tennessee	17	15	0	.531	589	588	2009
Washington.....	7	5	0	.583	219	214	2007
TOTALS.....	407	301	4	.574	15,287	13,850	

MIAMI IN PRESEASON

OPPONENT	W	L	T	PCT.	PTS.	OPP.	LAST MTG.
Arizona	1	0	0	1.000	28	7	1978
Atlanta	4	5	0	.444	169	194	2005
Buffalo	3	0	1	.875	99	72	1987
Carolina	1	1	0	.500	37	36	2009
Chicago	4	8	1	.346	206	203	2005
Cincinnati	4	3	0	.571	120	117	1975
Cleveland	0	1	0	.000	10	17	1986
Dallas	1	3	0	.250	84	87	1992
Denver	6	5	0	.545	240	222	1997
Detroit.....	6	1	0	.857	180	134	1999
Green Bay	4	5	0	.444	139	141	2001
Houston	1	0	0	1.000	24	3	2002
Indianapolis	2	2	0	.500	67	61	1984
Jacksonville	4	4	0	.500	152	154	2009
Kansas City	3	1	1	.700	84	67	2008
Minnesota	8	12	0	.400	317	391	2001
New England	1	1	0	.500	30	19	1969
New Orleans	13	7	0	.650	350	291	2009
N.Y. Giants	6	0	0	1.000	141	86	1994
N.Y. Jets	0	1	0	.000	14	31	1966
Oakland	3	0	0	1.000	71	57	1991
Philadelphia	5	4	0	.556	153	128	1990
Pittsburgh	2	2	0	.500	53	54	2005
St. Louis	2	2	0	.500	69	71	2006
San Diego.....	1	3	0	.250	62	91	2001

OPPONENT	W	L	T	PCT.	PTS.	OPP.	LAST MTG.
San Francisco	3	0	1	.875	82	65	1998
Seattle	1	0	0	1.000	24	7	1980
Tampa Bay	15	9	0	.625	395	355	2009
Tennessee	1	1	0	.500	20	32	1989
Washington	9	5	0	.643	307	238	2004
TOTALS	114	86	4	.569	3,727	3,431	

2009 DOLPHINS PRESEASON STATISTICS

PRESEASON RESULTS (4-0)

DATE	OPPONENT	SCORE	W/L	ATTENDANCE
AUG. 17	JACKSONVILLE	12-9	W	60,637
AUG. 22	CAROLINA	27-17	W	56,638
Aug. 27	at Tampa Bay	10-6	W	63,386
Sept. 3	at New Orleans	10-7	W	68,681

TEAM STATISTICS

	DOLPHINS	OPPONENTS				
TOTAL FIRST DOWNS.....	62	57				
Rushing.....	29	18				
Passing.....	27	34				
Penalty.....	6	5				
3rd Down: Made/Attempts	21/58	16/55				
3rd Down Percentage.....	36.2	29.1				
4th Down: Made/Attempts.....	0/2	0/7				
4th Down Percentage.....	0.0	0.0				
POSSESSION AVERAGE.....	30:47	29:13				
TOTAL NET YARDS.....	1115	1047				
Average Per Game.....	278.8	261.8				
Total Plays.....	245	244				
Average Per Play.....	4.6	4.3				
NET YARDS RUSHING.....	477	380				
Average Per Game.....	119.3	95.0				
Total Rushes.....	124	96				
NET YARDS PASSING.....	638	667				
Avg. Per Game.....	159.5	166.8				
Sacked/Yards Lost.....	9/34	14/71				
Gross Yards.....	672	738				
Attempts/Completions.....	112/65	134/73				
Completion Percentage.....	58.0	54.5				
Had Intercepted.....	3	3				
PUNTS/AVERAGE.....	25/41.6	25/42.4				
NET PUNTING AVERAGE.....	25/33.5	25/39.1				
PENALTIES/YARDS.....	17/151	33/253				
FUMBLES/BALL LOST.....	9/4	6/1				
TOUCHDOWNS.....	6	3				
Rushing.....	2	2				
Passing.....	4	0				
Returns.....	0	1				
Score By Quarters	1	2	3	4	OT	Total
DOLPHINS	13	16	23	7	0	59
OPPONENTS	10	16	3	10	0	39

RUSHING

	NO.	YDS.	AVG.	LG	TD
Hilliard	42	165	3.9	39t	1
Cobbs	20	99	5.0	25	1
R. Williams	21	88	4.2	13	0
R. Brown	18	67	3.7	12	0
White	11	38	3.5	10	0
Ginn, Jr.	1	14	14.0	14	0
Polite	4	8	2.0	5	0
Kimble	1	2	2.0	2	0
Kowalewski	1	0	0.0	0	0
Henne	3	-2	-0.7	0	0
Pennington	2	-2	-1.0	3	0
DOLPHINS	124	477	3.8	39t	2
OPPONENTS	96	380	4.0	27	2

PASSING

	ATT.	COMP.	YDS.	PCT.	TD	INT.	LG	SACK/ LOST	RATING
Henne	51	30	313	58.8	2	2	52	7/31	73.4
Pennington	45	29	328	64.4	2	0	54	2/3	101.0
White	16	6	31	37.5	0	1	8	0/0	19.8
DOLPHINS	112	65	672	58.0	4	3	54	9/34	76.2
OPPONENTS	134	73	738	54.5	0	3	43	14/71	61.1

RECEIVING

	NO.	YDS.	AVG.	LG	TD
Bess.....	9	69	7.7	14	0
Cobbs	8	81	10.1	35	0
R. Brown	7	66	9.4	28t	1
Turner	7	65	9.3	17	0
Hartline	5	107	21.4	54	0
Camarillo	5	74	14.8	52	0
Ginn, Jr.	5	71	14.2	23	0
London.....	3	28	9.3	16	0
R. Williams	3	20	6.7	10	0
Hilliard	3	16	5.3	6	0
Polite	3	15	5.0	8	0
D. Martin	2	12	6.0	7	0
Wilford	1	33	33.0	33t	1
Robinson	1	8	8.0	8	0
Nalbene	1	3	3.0	3	0
Fasano	1	2	2.0	2t	1
Kowalewski	1	2	2.0	2t	1
DOLPHINS	65	672	10.3	54	4
OPPONENTS.....	73	738	10.1	43	0

INTERCEPTIONS

	NO.	YDS.	AVG.	LG	TD
S. Smith	2	0	0.0	0	0
Folsom	1	19	19.0	19	0
DOLPHINS.....	3	19	6.3	19	0
OPPONENTS.....	3	31	10.3	19	0

PUNTING

	NO.	YDS.	AVG.	NET	TB	IN 20	LG	BLK
Fields.....	25	1039	41.6	33.5	1	9	64	0
DOLPHINS.....	25	1039	41.6	33.5	1	9	64	0
OPPONENTS.....	25	1059	42.4	39.1	1	7	63	0

PUNT RETURNS

	RET.	FC	YDS.	AVG.	LG	TD
C. Williams	7	0	9	1.3	7	0
Bess	5	5	43	8.6	19	0
Hartline	2	1	9	4.5	7	0
Anderson	1	0	0	0.0	0	0
Bryan	1	0	0	0.0	0	0
DOLPHINS	16	6	61	3.8	19	0
OPPONENTS	14	7	182	13.0	58	1

KICKOFF RETURNS

	NO.	YDS.	AVG.	LG	TD
C. Williams	5	149	29.8	41	0
Cobbs	3	69	23.0	30	0
Ginn	2	61	30.5	31	0
Armstrong	1	20	20.0	20	0
Haynos.....	1	10	10.0	10	0
DOLPHINS	12	309	25.8	41	0
OPPONENTS	14	313	22.4	29	0

FIELD GOALS

	1-19	20-29	30-39	40-49	50+	TOTALS
Carpenter.....	0/0	0/0	1/1	3/3	0/0	4/4
Barth	0/0	2/2	0/0	0/0	0/0	2/2
DOLPHINS	0/0	2/2	1/1	3/3	0/0	6/6
OPPONENTS	0/0	2/2	2/3	2/2	0/1	6/8

SCORING

	TDR	TDP	TDRt	PAT	FG	S	2-PT	TP
Carpenter.....	0	0	0	3/4	4/4	0	0	15
Barth	0	0	0	2/2	2/2	0	0	8
R. Brown	0	1	0	0/0	0/0	0	0	6
Cobbs	1	0	0	0/0	0/0	0	0	6
Fasano.....	0	1	0	0/0	0/0	0	0	6
Hilliard	1	0	0	0/0	0/0	0	0	6
Kowalewski	0	1	0	0/0	0/0	0	0	6
Wilford	0	1	0	0/0	0/0	0	0	6
DOLPHINS	2	4	0	5/6	6/6	0	0	59
OPPONENTS	2	4	0	5/6	6/6	0	0	59

TWO-POINT CONVERSIONS

DOLPHINS 0-0, OPPONENTS 0-0

SACKS

Anderson 2, Dotson 2, McDaniel 2, Ferguson 1, Jones 1, Kershaw 1, Langford 1, Soliai 1, Torbor 1, Walden 1, Wright 1.

DOLPHINS 14.0, OPPONENTS 9.0

2009 PRESEASON DEFENSIVE STATISTICS

PLAYER	TOTAL TACK.	SOLO	ASST.	SACKS/ YDS	INT./ YARDS	PASS DEF.	FUM. FOR.	FUM. REC.
Kershaw	16	13	3	1.0/4.0				
Ayodele	14	14	0					
Wilson	13	11	2					
Clemons	11	5	6					
Davis	11	10	1			1		
Moses	11	8	3			1		
Torbor	11	9	2	1.0/5.0				
Culver	10	9	1			1		
McDaniel	10	7	3	2.0/1.0				
Bell	9	8	1					
Crowder	9	7	2					
Jones	8	6	2	1.0/4.0		1		
Dotson	7	5	2	2.0/10.0			1	
Walden	7	6	1	1.0/7.0				
Soliai	6	5	1	1.0/5.0				
Taylor	6	4	2			1		
Anderson	5	5	0	2.0/15.0				
Bryan	5	5	0			3		
Porter	5	2	3					
Smith	5	4	1		2/0	2		
Allen, J.	4	4	0			2		
Ferguson	4	4	0	1.0/4.0				
Folsom	4	2	2		1/19			
Langford	4	3	1	1.0/12.0		1	1	
Merling	4	2	2					
Thomas	4	4	0					
Allen, W.	3	3	0					
Baker	3	2	1			1		
Green	3	3	0					
Wright	3	3	0	1.0/4.0				
Billingsley	2	1	1			1		
Starks	2	0	2			1		
Wake	2	1	1					
George	1	1	0					
Martin	1	0	1			1		
Ellis							1	

SEAN SMITH SETS ROOKIE RECORD

With his start against Pittsburgh on January 3, 2010, Seasn Smith extended the record for most starts by a rookie cornerback in team history with 16. The second-round pick from Utah broke the record of 14 starts in a season set by Curtis Johnson in 1970 and Travis Daniels in 2005. He became the tenth defensive rookie to start every game in team history and the first since 1998 when DE Kenny Mixon started every contest.

2009 PRESEASON SPECIAL TEAMS STATISTICS

PLAYER	TOTAL TACK.	SOLO	ASST.	FUM. FOR.	FUM. REC.	BLOCKED FG	BLOCKED PATs	BLOCKED PUNTS
Walden	6	5	1					
Wake	3	3	0					
Allen, J.	2	2	0					
Clemons	2	1	1		1			
Cobbs	2	2	0					
Hilliard	2	1	1					
Nalbone	2	2	0					
Anderson	1	1	0	1				
Armstrong	1	1	0					
Billingsley	1	1	0					
Carpenter	1	1	0					
Davis	1	1	0					
Denney	1	1	0					
George	1	0	1					
Jones	1	1	0					
Kershaw	1	0	1					
Moses	1	1	0					
Thomas	1	1	0					
Williams, C.	0	0	0		1			

2009 PRESEASON GAME SUMMARIES

PRESEASON GAME 1

DOLPHINS 12, JAGUARS 9
August 17, 2009

Land Shark Stadium
Miami Gardens, FL

In a physical contest between in-state rivals, Miami outlasted Jacksonville in its preseason opener, 12-9 at Land Shark Stadium. The Dolphins took a 3-0 lead in the first quarter after Dan Carpenter connected on a 48-yard field goal. Chad Pennington was sharp in his first game, connecting on four of seven passes for 38 yards. Ten Ginn, Jr. was active as well, catching 2 passes for 26 yards. The wide receiver added one carry on a reverse and positioned himself perfectly behind the secondary for a 34-yard pass interference penalty from deep in Miami territory. Jacksonville responded in the second quarter, tying the game at 3-3 on a 43-yard Josh Scobee field goal that culminated an eight play, 52 yard drive by Jaguars backup quarterback Todd Bouman. Miami, with Chad Henne under center marched back with a 14 play, 55-yard drive which gave them a 6-3 lead after Connor Barth connected on a 27-yard field goal in the second quarter. However, the Jaguars answered back to tie the game again at 6-6 when Scobee made a 36-yard field goal with eight seconds remaining in the second quarter. The second half brought both heavy rain and several turnovers for both teams. Henne was the first to have a miscue as his short pass for wide receiver Patrick Turner was picked off by Brian Witherspoon at the Miami 33. The turnover led to a 9-6 Jacksonville lead as Scobee connected on a 43 yard field goal after the Dolphins' defense held strong. Henne responded with a strong drive, this time ending with a touchdown as he found tight end Ernest Wilford on a 33-yard touchdown. The former Jacksonville wide receiver, deftly evaded a Jaguar defender then walked in untouched for the score and 12-9 lead. The extra point was blocked however by Montavious Stanley. Miami's defense held Jacksonville scoreless for the rest of the game, with rookies Sean Smith and J.D. Folsom notching interceptions to stall Jaguar drives in the third and fourth quarter respectively. Miami sealed the victory on Jacksonville's last drive when Courtney Bryan broke up a Paul Smith pass in the end zone on fourth and four. Miami, with Pat White under center, ran out the clock for the Dolphins first win of the preseason.

JACKSONVILLE	0	6	3	0	-	9
MIAMI	3	3	6	0	-	12

TEAM	SCORE	DRIVE (Plays/Yards/Time)	QTR	CLOCK TIME	SCORE VIS. HOME
MIA	Carpenter 48 field goal	10/35/5:54	1	4:42	0 3
JAX	Scobee 43 field goal	8/52/4:21	2	9:10	3 3
MIA	Barth 27 field goal	14/55/7:01	2	2:09	3 6
JAX	Scobee 36 field goal	9/48/2:01	2	0:08	6 6
JAX	Scobee 43 field goal	6/8/3:23	3	7:20	9 6
MIA	Wilford 33 pass from Henne (kick blocked)	3/46/1:36	3	5:44	9 12

	JACKSONVILLE	MIAMI
First Downs/Total-Rush-Pass-Penalty	13/1-10-2	17/9-6-2
Third Down Efficiency	5-14/36	6-14/43
Total Yards-Plays-Average	282-59-4.8	257-63-4.1
Rushes-Yards-Average	66-21-3.1	118-37-3.2
Net Yards Passing-Sacked-Yards Lost	216-1-4	139-1-7
Passes Attempted-Completed-Intercepted	37-21-2	25-13-2
Punts/Number-Average	4-46.3	4-39.8
Penalties/Number-Yards	11-98	7-72
Fumbles/Number-Lost	1-0	1-0
Time of Possession	29:13	30:47

INDIVIDUAL STATISTICS

RUSHING – Jacksonville – Vaughan 7-28, Washington 5-12; Jennings 5-9; Pearman 1-7; Jones 2-6; Jones-Drew 1-4.

Miami – Hilliard 9-42, Williams 10-31; White 6-20; Ginn, Jr. 1-14; Brown 4-10; Cobbs 2-6; Polite 2-1; Kowalewski 1-0; Henne 1-(-1); Pennington 1-(-5).

PASSING – Jacksonville – Bouman 18-10, 130 yards, 1 INT; Smith 12-7 68 yards, 1 INT; Garrard 7-4 22 yards.

Miami – Henne 11-7, 94 yards, 1 INT; Pennington 7-4, 38 yards; White 2-7, 14 yards.

RECEIVING – Jacksonville – Williamson 4-74; Hughes 3-21; Miller 2-33; Pearman 2-24; Dillard 2-20; Strickland 2-8; Denmark 1-12; Holt 1-10; Underwood 1-9; Estandia 1-4; Jones-Drew 1-3; Jones 1-2.

Miami – Turner 3-33; Ginn 2-26; Bess 2-12; Wilford 1-33, 1 TD; Hartline 1-20; Robinson 1-8; Martin 1-7; London 1-6; Polite 1-1.

INTERCEPTIONS – Jacksonville – Ittersagen 1-9, Witherspoon 1-3.

Miami – Folsom 1-19, Smith 1-0.

OPPONENTS FUMBLE RECOVERIES – Jacksonville – None.

Miami – None.

SACKS – Jacksonville – Landri 1.

Miami – Ferguson 1.

MISSED FIELD GOALS – Jacksonville – None.

Miami – None.

PRESEASON GAME 2

DOLPHINS 27, PANTHERS 17
August 22, 2009

Land Shark Stadium
Miami Gardens, FL

Miami defeated Carolina 27-17 in their second preseason game at Land Shark Stadium. The Dolphins started out strong as Chad Pennington opened up the scoring immediately driving down the field on a six play-60 yard drive capped off on a well-designed play where Pennington found Ronnie Brown wide open on a wheel route for a 28-yard touchdown reception. Carolina answered back to tie the score at 7-7, when Panthers running back DeAngelo Williams had an impressive run breaking several tackles on a 25-yard touchdown score. Pennington responded in his most extensive action of the preseason, driving Miami down the field for a 21-yard field goal from Connor Barth for a 10-7 lead. For the game, Pennington completed 8-of-10 passes for 105 yards and one touchdown and a game-high 132.8 QB rating. Miami forced a punt on Carolina's next possession, but rookie free agent Chris Williams muffed the kick, allowing the Panthers to gain possession on the Dolphins' 29-yard line. Decori Birmingham subsequently punched it in from two yards out to give Carolina a 14-10 advantage. Miami opened up the second half with Chad Henne, who marched down the field on a 13-yard, 54-play drive that culminated in a 41-yard field goal by Dan Carpenter. After another Miami defensive stop, the Dolphins got the ball again and scored quickly when Lex Hilliard exploded off tackle for a 39-yard touchdown in a drive that lasted two plays for 53 yards in a span of 46 seconds. Carolina's John Kasay added a 21-yard field goal, but Henne led the Dolphins' on his third scoring drive of the evening when he found Joe Kowalewski for a two-yard touchdown pass and the 27-17 final score. Henne finished the game completing 10-of-16 passes for 75 yards, one touchdown and a 94.5 QB rating. For the night, Miami's defense held strong, only allowing the Panthers to convert on 2-of-11 third down conversions and limiting Carolina to 244 yards of total offense.

CAROLINA	7	7	0	3	-	17
MIAMI	7	3	10	7	-	27

TEAM	SCORE	DRIVE		CLOCK		SCORE	
		(Plays/Yards/Time)	QTR	TIME	VIS.	HOME	
MIA	Brown 28 pass from Pennington	6/60/2:48	1	11:08	0	7	
CAR	D. Williams 25 run (Kasay kick)	9/70/5:44	1	5:24	7	7	
MIA	Barth 21 field goal	9/73/4:56	2	9:57	7	10	
CAR	Birmingham 2 run (Kasay kick)	6/29/2:00	2	0:26	14	10	
MIA	Carpenter 41 field goal	13/54/6:47	3	8:13	14	13	
MIA	Hilliard 39 run (Barth kick)	2/53/0:46	3	5:00	14	20	
CAR	Kasay 21 field goal	11/62/5:38	4	9:41	17	20	
MIA	Kowalewski 2 pass from Henne (Barth kick)	5/14/2:14	4	3:03	17	27	

	CAROLINA	MIAMI
First Downs/Total-Rush-Pass-Penalty	15/7-7-1	16/8-8-0
Third Down Efficiency	2-11/18	6-14/43
Total Yards-Plays-Average	244-56-4.4	321-59-5.4
Rushes-Yards-Average	98-26-3.8	141-28-5.0
Net Yards Passing-Sacked-Yards Lost	146-1-3	180-1-4
Passes Attempted-Completed-Intercepted	29-16-0	30-20-0
Punts/Number-Average	6-43.5	5-45.4
Penalties/Number-Yards	4-30	3-25
Fumbles/Number-Lost	4-1	4-1
Time of Possession	27:02	32:58

INDIVIDUAL STATISTICS

RUSHING – Carolina – Williams 8-40; Birmingham 7-26; Goodson 8-23; Lee 3-9.

Miami – Hilliard 9-52; Brown 7-31; Cobbs 5-24; Williams 3-21; White 2-11; Kimble 1-2; Henne 1-0.

PASSING – Carolina – McCown 12-7, 61 yards; Moore 9-4, 41 yards; Delhomme 7-5, 47 yards; Baker 1-0, 0 yards.

Miami – Henne 16-10, 75 yards, 1 TD; Pennington 11-8, 105 yards, 1 TD; White 3-2, 4 yards.

RECEIVING – Carolina – Rosario 3-54; Birmingham 3-9; King 2-30; Robinson 1-15; Davie 1-14; Barnidge 1-11; Moore 1-9; McMahan 1-7; Beavers 1-6; Carter 1-(-2); Goodson 1-(-4).

Miami – Cobbs 4-56; Brown 3-43, 1 TD; Turner 3-25; Hilliard 2-11; Camarillo 2-4; London 1-16; Hartline 1-8; Bess 1-7; Williams 1-7; Martin 1-5; Kowalewski 1-2, 1 TD.

INTERCEPTIONS – Carolina – None.

Miami – None.

OPPONENTS FUMBLE RECOVERIES – Carolina – Diggs 1.

Miami – None.

SACKS – Carolina – Brown 1.

Miami – Dotson 1.

MISSED FIELD GOALS – Carolina – None.

Miami – None.

PRESEASON GAME 3

DOLPHINS 10, BUCCANEERS 6
August 27, 2009

Raymond James Stadium
Tampa, FL

Miami traveled to Tampa Bay and defeated the Buccaneers 10-6 to improve their 2009 preseason record to 3-0. It was the first time the Dolphins began a preseason with three consecutive wins since 1998, when the squad went undefeated with a 4-0 record. Early on, the Buccaneers dominated the time of possession by a margin of 20:18 to 9:42, limiting Miami to only four first downs in the first half, with three coming on one drive. After Miami stopped the Buccaneers in the game's opening drive on third-down, Patrick Cobbs made an exceptional special teams play, getting a hand on a Dirk Johnson punt. However, the punt passed the line of scrimmage and Charlie Anderson was unable to come up with the deflection, allowing Tampa Bay to pounce on the ball and recover it to maintain possession for the Buccaneers. Byron Leftwich was able to take this second chance and lead his team down the field for a 29-yard field goal from Mike Nugent and a 3-0 lead. After a stalled Miami drive, the Tampa Bay signal caller led his unit down the field again with the same result from Mike Nugent, this time connecting on a 38-yard field goal on the Buccaneers' first possession of the second quarter. The game would go on to take an interesting turn when lightning forced a 45-minute delay as both teams were sent into the locker room for their safety with 10:11 remaining in the second quarter. Head Coach Tony Sparano and his staff used this time to go over miscues and the Dolphins came back sharp, responding with their best possession as Chad Pennington led the team on a 10-play 53 yard drive culminated by a 34-yard field goal from Dan Carpenter. Miami carried the momentum into the third quarter when the Dolphins scored the lone touchdown of the game on their first possession. Pennington found Anthony Fasano wide open on a misdirection play in the back of the end zone for a two-yard touchdown and a 10-6 lead which would be the final score of the game. The touchdown was set up by a 54-yard Pennington to Brian Hartline reception where he beat Tampa Bay's Torrie Cox on a fade route. The rookie from Ohio State finished the night with a game-high 79 yards on three catches while Pennington had a QB Rating over 100.0 for the second straight game, finishing the contest with a rating of 103.1, completing nine of 18 passes for 128 yards and one touchdown. The defense was also able to effectively get pressure on Tampa Bay's three quarterbacks (Leftwich, Luke McCown and rookie first-round pick Josh Freeman), finishing with four sacks on the day.

MIAMI	0	3	7	0	-	10
TAMPA BAY	3	3	0	0	-	6

TEAM	SCORE	DRIVE		CLOCK		SCORE	
		(Plays/Yards/Time)	QTR	TIME	VIS.	HOME	
TB	Nugent 29 FG	8/32/3:45	1	7:29	0	3	
TB	Nugent 38 FG	10/45/4:46	2	14:55	0	6	
MIA	Carpenter 34 FG	10/53/1:45	2	0:04	3	6	
MIA	Fasano 2 pass from Pennington	5/72/2:45	3	12:15	10	6	

ATT. – 63,386

	MIAMI	TAMPA BAY
First Downs/Total-Rush-Pass-Penalty	13/4/5/4	17/7/9/1
Third Down Efficiency	3-14/21	6-18/33

Total Yards-Plays-Average	252-54-4.7	287-74-3.9
Rushes-Yards-Average	25-79-3.2	26-127-4.9
Net Yards Passing-Sacked-Yards Lost	173-5-10	160-4-28
Passes Attempted-Completed-Intercepted	24-11-1	44-20-0
Punts/Number-Average	8-42.3	8-35.0
Penalties/Number-Yards	4-37	13-85
Fumbles/Number-Lost	3-2	1-0
Time of Possession	25:47	34:13

INDIVIDUAL STATISTICS

RUSHING – Miami – Hilliard 11-32; Williams 5-18; Cobbs 4-15; Brown 4-12; Polite 1-2.

Tampa Bay – Williams 8-54; Graham 5-39; Freeman 3-18; McCown 2-8; Askew 4-5; Ward 4-3.

PASSING – Miami – Pennington 16-9, 128 yards, 1 TD; Henne 8-2, 55 yards, 1 INT.

Tampa Bay – Leftwich 17-9, 100 yards; Freeman 6-16, 50 yards; McCown 16-6, 50 yards.

RECEIVING – Miami – Hartline 3-79; Brown 2-15; Camarillo 1-52; Ginn, Jr. 1-19; Bess 1-11; Nalbone 1-3; Cobbs 1-2; Fasano 1-2, 1 TD.

Tampa Bay – Stovall 6-73; Campbell 2-19; Carter 2-18; Ward 2-13; Stevens 2-6; Stroughter 1-14; Hankton 1-13; Urrutia 1-13; Purvis 1-11; Clark 1-6; Askew 1-2.

INTERCEPTIONS – Miami – None.

Tampa Bay – Bradwell 1.

OPPONENTS FUMBLE RECOVERIES – Miami – None.

Tampa Bay – Hayward 1.

SACKS – Miami – Jones 1; Langford 1; Soliai 1; Walden 1.

Tampa Bay – Biggers 1; Bradwell 1; Duncan 1; Holmes 1; Wilkerson 1.

MISSED FIELD GOALS – Miami – None.

Tampa Bay – Nugent 52 yards.

PRESEASON GAME 4

DOLPHINS 10, SAINTS 7
September 3, 2009

Louisiana Superdome
New Orleans, LA

Miami traveled to New Orleans and defeated the Saints 10-7 to finish the 2009 preseason with a perfect 4-0 record. The unbeaten mark was the first for Dolphins since the 1998 season, with that team advancing to the AFC Divisional Championship. The beginning of the contest saw the Saints driving down the field on their first possession with Mark Brunell at the helm in place of Drew Brees who was held out for precautionary reasons. New Orleans drive stalled at the Dolphins 42 yard line when Jason Taylor batted down a Brunell pass to Heath Evans in the flat on fourth and two which turned over the ball on downs. Chad Pennington was sharp on his first drive after the change of possession, leading the Dolphins on a nine play, 35-yard drive which ended with a Dan Carpenter field goal from 41 yards. On the drive, Pennington found Greg Camarillo on a nifty 17-yard pass down the sideline. New Orleans marched down the field again, but rookie Sean Smith ended the drive in impressive fashion. In tight, one-on-one coverage with Courtney Roby, Smith turned around and made an incredible one-handed interception for a touchback. He reached up with his right hand and snared it, then managed to keep his feet inbounds for the touchback. Pennington would go on to play the remainder of the first quarter and two plays in the second frame before giving way to Chad Henne. After struggling in the previous week's game against Tampa Bay, Henne responded against the Saints. The signal-caller put together a near-perfect second quarter by completing all seven of his passes for 47 yards on his first drive. That led to Patrick Cobbs' 6-yard touchdown run, capping off a 10-play, 68-yard drive and giving Miami a 10-0 lead. Henne's most impressive throw was a 23-yard bullet to Ted Ginn, Jr. on 2nd-and-10. The former second-round pick out of Michigan ended the night completing 11 of 16 passes for 89 yards and was able to keep some plays alive with his feet. Miami's defense stepped up big against the high-powered New Orleans offense, which came into the game averaging 33.3 points and 424 yards of total offense, by pitching a shutout up until Rod Harper's 55-yard punt return for a touchdown with 8:11 remaining in the game. The Dolphins sacked ex-Dolphins quarterback Joey Harrington eight times for a total loss of 36 yards. By the time rookie quarterback Pat White took a knee to kill the final seconds off of the clock at the end of the game, Miami had held the Saints to a grand total of 234 total yards of offense and just 89 on the ground.

MIAMI	3	7	0	0	-	10
NEW ORLEANS	0	0	0	7	-	7

TEAM	SCORE	DRIVE (Plays/Yards/Time)	QTR	CLOCK TIME	SCORE	
					VIS.	HOME
MIA	Carpenter 41 FG	9/35/3:54	1	8:16	3	0
MIA	Cobbs 6 run (Carpenter kick)	10/68/5:36	2	6:53	10	0
NO	Harper 55 punt return (Carney kick)		4	8:11	10	7

ATT. – 68,681

	MIAMI	NEW ORLEANS
First Downs/Total-Rush-Pass-Penalty	16/8/80	12/3/8/1
Third Down Efficiency	6-16/38	3-12/25
Total Yards-Plays-Average	285-69-4.1	234-55/4.3
Rushes-Yards-Average	34-139-4.1	23-89-3.9
Net Yards Passing-Sacked-Yards Lost	146-2-13	145-8-36

Passes Attempted-Completed-Intercepted	33-21-0	24-16-0
Punts/Number-Average	8-39.4	7-47.6
Penalties/Number-Yards	3-17	5-40
Fumbles/Number-Lost	1-1	0-0
Time of Possession	33:36	26:24

INDIVIDUAL STATISTICS

RUSHING – Miami – Cobbs 9-54, 1 TD; Hilliard 13-39; Williams 3-18; Brown 3-14; White 3-7; Polite 1-5; Pennington 1-3; Henne 1(-1).

New Orleans – Hamilton 9-34; Donaldson 6-24; Hill 4-15; Harrington 2-10; Brunell 1-4; Sobomehin 1-2.

PASSING – Miami – Henne 11-16, 89 yards; Pennington 11-8, 57 yards; White 6-2, 13 yards.

New Orleans – Harrington 13-19, 115 yards; Brunell 3-5, 66 yards, 1 INT.

RECEIVING – Miami – Bess 5-39; Cobbs 3-23; Ginn 2-26; Camarillo 2-18; Polite 2-14; Williams 2-13; Brown 2-8; Turner 1-7; London 1-6; Hilliard 1-5.

New Orleans – Hamilton 6-88; Harper 2-29; Miller 2-16; Donaldson 2-15; Ortega 1-17; Roby 1-8; Hill 1-7; Sobomehin 1-1.

INTERCEPTIONS – Miami – Smith 1.

New Orleans – None.

OPPONENTS FUMBLE RECOVERIES – Miami – None.

New Orleans – Dunbar 1.

SACKS – Miami – Anderson 2; McDaniel 2; Dotson 1; Kershaw 1; Torbor 1; Wright 1.

New Orleans – Dunbar 1; Hargrove 1.

MISSED FIELD GOALS – Miami – None.

New Orleans – Carney 34 yards.

ALL-TIME PRESEASON RESULTS

1966 (0-4)

DATE	SITE	ATT.	SCORE
8/6	at San Diego	25,712	San Diego 38, Miami 10
8/12	at Miami	36,366	Kansas City 33, Miami 0
8/20	at Jacksonville	11,000	N.Y. Jets 31, Miami 14
8/24	at Memphis	18,442	Denver 28, Miami 16

1967 (2-3)

DATE	SITE	ATT.	SCORE
7/29	at Akron	7,000	Miami 19, Denver 2
8/5	at Memphis	21,200	Miami 10, Buffalo 7
8/12	at Miami	35,871	San Diego 20, Miami 19
8/19	at Miami	50,822	Atlanta 27, Miami 17
9/2	at Charleston	11,214	New Orleans 20, Miami 17

1968 (2-2-1)

DATE	SITE	ATT.	SCORE
8/11	at Rochester	12,000	Miami 28, Buffalo 28
8/17	at Miami	41,909	Miami 23, Philadelphia 7
8/23	at Jacksonville	15,003	Boston 19, Miami 17
8/31	at Miami	63,202	Baltimore 22, Miami 13
9/7	at Miami	31,014	Miami 19, Atlanta 13

1969 (1-5)

DATE	SITE	ATT.	SCORE
8/2	at Tampa	32,932	Minnesota 45, Miami 10
8/9	at Miami	49,592	Chicago 16, Miami 10
8/16	at Miami	31,663	Philadelphia 14, Miami 10
8/23	at Cincinnati	24,127	Cincinnati 28, Miami 21
8/30	at Miami	52,680	Baltimore 23, Miami 10
9/6	at Birmingham	10,700	Miami 13, Boston 0

1970 (4-2)

DATE	SITE	ATT.	SCORE
8/8	at Jacksonville	11,800	Miami 16, Pittsburgh 10
8/15	at Miami	56,739	Miami 20, Cincinnati 10
8/22	at Miami	52,812	Miami 17, San Francisco 7
8/29	at Miami	73,533	Miami 20, Baltimore 13
9/5	at Tampa	32,601	Washington 26, Miami 21
9/12	at Miami	43,714	Atlanta 20, Miami 17

1971 (2-3-1)

DATE	SITE	ATT.	SCORE
8/7	at Miami	64,005	Cincinnati 27, Miami 10
8/13	at Miami	57,008	Miami 17, San Francisco 17

8/21	at Milwaukee	46,464	Green Bay 10, Miami 7
8/28	at Miami	59,567	Miami 28, Detroit 24
9/4	at Miami	57,173	Miami 27, Washington 10
9/11	at Minnesota	45,880	Minnesota 24, Miami 0
1972 (3-3)			
DATE	SITE	ATT.	SCORE
8/5	at Detroit	53,194	Detroit 31, Miami 23
8/12	at Miami	73,525	Green Bay 14, Miami 13
8/19	at Cincinnati	55,808	Miami 35, Cincinnati 17
8/25	at Miami	73,470	Miami 24, Atlanta 10
8/31	at Washington	52,098	Washington 27, Miami 24
9/10	at Miami	75,826	Miami 21, Minnesota 19
1973 (4-2-1)			
DATE	SITE	ATT.	SCORE
7/27	at Chicago	54,103	Miami 14, College All-Stars 3
8/4	at Miami	78,091	Miami 14, Cincinnati 13
8/11	at Miami	78,112	Miami 14, New Orleans 13
8/18	at Miami	78,590	Miami 9, Chicago 9
8/24	at Miami	78,618	Miami 17, Los Angeles 14
8/31	at Minnesota	45,894	Minnesota 20, Miami 17
9/6	at Dallas	58,656	Dallas 26, Miami 23
1974 (4-2)			
DATE	SITE	ATT.	SCORE
8/3	at Cincinnati	37,925	Cincinnati 19, Miami 13
8/10	at Miami	55,073	Miami 45, New Orleans 20
8/19	at Miami	67,963	Miami 21, Minnesota 9
8/24	at Los Angeles	64,663	Los Angeles 31, Miami 13
8/30	at Miami	54,666	Miami 21, Green Bay 10
9/7	at Chicago	55,093	Miami 30, Chicago 7
1975 (5-1)			
DATE	SITE	ATT.	SCORE
8/9	at Miami	55,567	Miami 7, Cincinnati 3
8/16	at Miami	52,923	Miami 20, Detroit 14
8/23	at New Orleans	59,646	Miami 20, New Orleans 10
9/1	at Minnesota	47,544	Minnesota 20, Miami 7
9/6	at Miami	51,861	Miami 21, Chicago 10
9/13	at Miami	52,835	Miami 31, N.Y. Giants 13
1976 (6-0)			
DATE	SITE	ATT.	SCORE
7/31	at Miami	50,469	Miami 16, Minnesota 3
8/8	at Detroit	53,036	Miami 30, Detroit 21
8/14	at Miami	51,869	Miami 24, Philadelphia 16
8/21	at Tampa Bay	67,466	Miami 28, Tampa Bay 21
8/28	at Houston	43,146	Miami 10, Houston 6
9/4	at New Orleans	63,950	Miami 20, New Orleans 7
1977 (4-2)			
DATE	SITE	ATT.	SCORE
8/6	at Tampa Bay	62,056	Miami 13, Tampa Bay 7
8/13	at Miami	43,282	Miami 27, Washington 15
8/20	at Dallas	57,482	Miami 20, Dallas 14
8/26	at Minnesota	47,678	Minnesota 33, Miami 7
9/3	at Miami	38,235	New Orleans 17, Miami 10
9/11	at N.Y. Giants	51,561	Miami 27, N.Y. Giants 21
1978 (4-1)			
DATE	SITE	ATT.	SCORE
7/29	at Canton	18,355	Philadelphia 17, Miami 3
8/5	at Miami	45,068	Miami 28, St. Louis 7
8/12	at New Orleans	53,602	Miami 31, New Orleans 17
8/18	at Miami	52,851	Miami 30, Minnesota 22
8/25	at Tampa Bay	70,321	Miami 24, Tampa Bay 20
1979 (4-0)			
DATE	SITE	ATT.	SCORE
8/3	at Miami	46,130	Miami 14, New Orleans 7
8/11	at Tampa Bay	70,631	Miami 13, Tampa Bay 7
8/18	at Minnesota	47,696	Miami 21, Minnesota 10
8/24	at Miami	47,951	Miami 14, Philadelphia 13

1980 (3-1)			
DATE	SITE	ATT.	SCORE
8/10	at Miami	41,345	Miami 17, Detroit 7
8/18	at Seattle	63,757	Miami 24, Seattle 7
8/23	at Miami	41,986	Minnesota 17, Miami 10
8/29	at New Orleans	51,473	Miami 20, New Orleans 0
1981 (4-0)			
DATE	SITE	ATT.	SCORE
8/8	at Minnesota	47,596	Miami 20, Minnesota 6
8/15	at Miami	41,502	Miami 24, Denver 14
8/22	at Detroit	54,676	Miami 31, Detroit 27
8/28	at Miami	41,290	Miami 31, Kansas City 7
1982 (2 -1-1)			
DATE	SITE	ATT.	SCORE
8/14	at Miami	45,681	Miami 24, Washington 7
8/21	at Denver	74,465	Denver 17, Miami 14
8/28	at Kansas City	42,403	Miami 17, Kansas City 17 (OT)
9/3	at Miami	46,257	Miami 16, N.Y. Giants 13
1983 (2-2)			
DATE	SITE	ATT.	SCORE
8/6	at Dallas	46,826	Dallas 20, Miami 17
8/13	at Miami	38,735	New Orleans 19, Miami 17
8/19	at Washington	54,750	Miami 38, Washington 7
8/26	at N.Y. Giants	58,732	Miami 24, N.Y. Giants 3
1984 (3-1)			
DATE	SITE	ATT.	SCORE
8/4	at Miami	37,559	Miami 24, Indianapolis 3
8/11	at Minnesota	54,003	Miami 27, Minnesota 7
8/19	at L.A. Raiders	40,099	Miami 29, L.A.Raiders 23
8/24	at Tampa Bay	53,023	Tampa Bay 14, Miami 13
1985 (2-2)			
DATE	SITE	ATT.	SCORE
8/10	at Miami	41,129	Minnesota 16, Miami 13 (OT)
8/17	at Miami	37,557	Miami 27, Buffalo 17
8/24	at L.A. Raiders	45,733	Miami 23, L.A. Raiders 17
8/30	at Atlanta	32,768	Atlanta 19, Miami 17
1986 (2-2)			
DATE	SITE	ATT.	SCORE
8/9	at Minnesota	52,865	Minnesota 30, Miami 16
8/15	at Miami	50,815	Cleveland 17, Miami 10
8/23	at Philadelphia	51,635	Miami 20, Philadelphia 15
8/29	at Miami	45,766	Miami 21, Tampa Bay 3
1987 (2-2)			
DATE	SITE	ATT.	SCORE
8/16	at Miami	63,451	Chicago 10, Miami 3
8/24	at Denver	74,288	Denver 31, Miami 28
8/29	at Philadelphia	38,728	Miami 35, Philadelphia 3
9/4	at Miami	66,236	Miami 34, Buffalo 20
1988 (2-3)			
DATE	SITE	ATT.	SCORE
7/31	at London	70,535	Miami 27, San Francisco 21
8/6	at Chicago	60,386	Chicago 20, Miami 17
8/13	at Miami	51,270	Washington 27, Miami 10
8/19	at Miami	49,795	Miami 16, Denver 13 (OT)
8/26	at Minnesota	51,463	Minnesota 24, Miami 17
1989 (0-4)			
DATE	SITE	ATT.	SCORE
8/14	at Miami	51,085	Chicago 28, Miami 20
8/19	at Jacksonville	56,712	Houston 26, Miami 10
8/25	at Washington	51,438	Washington 35, Miami 21
9/2	at Miami	41,748	Philadelphia 20, Miami 10
1990 (1-3)			
DATE	SITE	ATT.	SCORE
8/11	at Chicago	56,449	Chicago 10, Miami 6

8/18	at Philadelphia	52,404	Philadelphia 23, Miami 14
8/25	at Miami	44,897	Miami 17, Denver 16
8/31	at Miami	44,689	Minnesota 20, Miami 17

1991 (3-2)

DATE	SITE	ATT.	SCORE
7/26	at Miami	49,939	Chicago 6, Miami 0
8/3	at Tokyo	51,122	Miami 19, L.A. Raiders 17
8/10	at Tampa Bay	51,387	Miami 29, Tampa Bay 13
8/19	at Denver	72,555	Denver 21, Miami 13
8/24	at Miami	44,099	Miami 28, New Orleans 24

1992 (3-2)

DATE	SITE	ATT.	SCORE
8/1	at Orlando	63,100	Miami 22, Washington 21
8/7	at Miami	50,803	Dallas 27, Miami 24
8/16	at Berlin	60,813	Miami 31, Denver 27
8/22	at Miami	42,136	Miami 22, Tampa Bay 7
8/27	at Baltimore	60,021	New Orleans 17, Miami 3

1993 (3-1)

DATE	SITE	ATT.	SCORE
8/6	at Atlanta	51,798	Miami 28, Atlanta 27
8/14	at Miami	49,896	Miami 19, Washington 10
8/20	at Denver	59,393	Denver 34, Miami 24
8/28	at Miami	43,233	Miami 23, N.Y. Giants 17

1994 (3-2)

DATE	SITE	ATT.	SCORE
7/30	at N.Y. Giants	61,720	Miami 20, N.Y. Giants 19
8/6	at Miami	47,244	Miami 24, Pittsburgh 14
8/13	at Milwaukee	52,759	Miami 31, Green Bay 24
8/20	at Miami	51,242	Tampa Bay 29, Miami 14
8/26	at Minnesota	46,933	Minnesota 31, Miami 16

1995 (1-3)

DATE	SITE	ATT.	SCORE
8/4	at Miami	51,745	Jacksonville 24, Miami 21
8/11	at Atlanta	42,579	Atlanta 37, Miami 0
8/19	at Miami	48,556	Miami 27, Washington 13
8/25	at Orlando	58,595	Tampa Bay 24, Miami 17

1996 (3-1)

DATE	SITE	ATT.	SCORE
8/3	at Miami	51,141	Miami 13, Tampa Bay 10
8/11	at Chicago	50,761	Chicago 24, Miami 21
8/19	at Miami	55,598	Miami 24, Minnesota 17
8/23	at Tampa Bay	40,137	Miami 19, Tampa Bay 7

1997 (3-2)

DATE	SITE	ATT.	SCORE
7/26	at Green Bay	59,089	Green Bay 20, Miami 0
8/4	at Mexico City	104,629	Miami 38, Denver 19
8/10	at Miami	57,782	Miami 21, Chicago 14
8/16	at Tampa Bay	35,024	Tampa Bay 24, Miami 10
8/21	at Miami	57,400	Miami 28, Washington 7

1998 (4-0)

DATE	SITE	ATT.	SCORE
8/8	at Washington	64,243	Miami 19, Washington 16
8/13	at Miami	59,184	Miami 14, Tampa Bay 13
8/23	at San Francisco	53,214	Miami 21, San Francisco 20
8/28	at Miami	61,915	Miami 21, Green Bay 7

1999 (2-2)

DATE	SITE	ATT.	SCORE
8/13	at Miami	59,972	New Orleans 26, Miami 14
8/21	at San Diego	64,537	Miami 13, San Diego 10
8/28	at Miami	61,066	Miami 31, Detroit 10
9/2	at Green Bay	59,810	Green Bay 25, Miami 17

2000 (3-1)

DATE	SITE	ATT.	SCORE
8/5	at Pittsburgh	45,871	Pittsburgh 13, Miami 10

8/10	at Miami	58,703	Miami 15, Tampa Bay 13
8/21	at Miami	60,287	Miami 17, Green Bay 14
8/25	at New Orleans	46,955	Miami 22, New Orleans 17
2001 (1-4)			
DATE	SITE	ATT.	SCORE
8/6	at Canton, Ohio	22,736	St. Louis 17, Miami 10
8/13	at Tampa Bay	65,308	Miami 17, Tampa Bay 14
8/18	at Miami	58,854	San Diego 23, Miami 20 (OT)
8/25	at Green Bay	59,547	Green Bay 17, Miami 12
8/31	at Miami	60,136	Minnesota 20, Miami 7
2002 (2-2)			
DATE	SITE	ATT.	SCORE
8/12	at Tampa Bay	65,008	Tampa Bay 14, Miami 10
8/15	at Miami	56,930	New Orleans 24, Miami 7
8/24	at Houston	69,432	Miami 24, Houston 3
8/29	at Miami	57,113	Miami 24, Chicago 22
2003 (2-2)			
DATE	SITE	ATT.	SCORE
8/8	at Miami	62,261	Tampa Bay 20, Miami 19
8/15	at Jacksonville	49,751	Jacksonville 27, Miami 23
8/22	at Miami	59,093	Miami 30, Atlanta 21
8/28	at New Orleans	68,477	Miami 24, New Orleans 10
2004 (2-2)			
DATE	SITE	ATT.	SCORE
8/14	at Miami	67,978	Miami 16, Jacksonville 5
8/21	at Miami	72,112	Washington 17, Miami 0
8/28	at Tampa Bay	64,992	at Tampa Bay 17, Miami 10
9/3	at New Orleans	64,900	at Miami 20, New Orleans 19
2005 (1-4)			
DATE	SITE	ATT.	SCORE
8/8	at Canton, Ohio	22,292	Chicago 27, Miami 24
8/13	at Jacksonville	64,072	Jacksonville 27, Miami 17
8/20	at Pittsburgh	55,036	Pittsburgh 17, Miami 3
8/27	at Miami	67,892	Miami 17, Tampa Bay 14
9/1	at Miami	71,616	Atlanta 20, Miami 17
2006 (2-2)			
DATE	SITE	ATT.	SCORE
8/12	at Miami	67,979	Jacksonville 31, Miami 26
8/19	at Tampa Bay	65,140	Miami 13, Tampa Bay 10
8/24	at Carolina	71,477	Carolina 19, Miami 10
8/31	at Miami	72,003	Miami 29, St. Louis 9
2007 (2-2)			
DATE	SITE	ATT.	SCORE
8/11	at Miami	71,399	Miami 18, Jacksonville 17
8/16	at Kansas City	70,217	Miami 11, Kansas City 10
8/25	at Miami	65,660	Tampa Bay 31, Miami 28
8/30	at New Orleans	68,926	New Orleans 7, Miami 0
2008 (3-1)			
DATE	SITE	ATT.	SCORE
8/9	at Miami	64,087	Tampa Bay 17, Miami 6
8/16	at Jacksonville	63,927	Miami 19, Jacksonville 14
8/23	at Miami	60,189	Miami 24, Kansas City 0
8/28	at New Orleans	70,008	Miami 14, New Orleans 10
2009 (4-0)			
DATE	SITE	ATT.	SCORE
8/17	at Miami	60,637	Miami 12, Jacksonville 9
8/22	at Miami	56,638	Miami 27, Carolina 17
8/27	at Jacksonville	63,386	Miami 10, Tampa Bay 6
9/3	at New Orleans	68,681	Miami 10, New Orleans 7

YEAR-BY-YEAR SCORES

● local TV blackout lifted (MN) = Monday night (TH) = Thursday night (SN) = Sunday night (FR) = Friday night

1966: Won 3, Lost 11
Fourth (tied) - Eastern Division

Head Coach: George Wilson

				DISTRIB	ACTUAL
9/2	OAKLAND	L	14-23	26,776	25,188
9/9	NEW YORK JETS	L	14-19	34,402	33,650
9/18	at Buffalo	L	24-58	37,546	37,176
10/2	at San Diego	L	10-44	26,451	26,444
10/9	at Oakland	L	10-21	30,787	28,863
10/16	DENVER	W	24-7	23,393	22,191
10/23	at Houston	W	20-13	23,173	21,999
11/6	BUFFALO	L	0-29	37,177	36,685
11/13	at Kansas City	L	16-34	34,063	33,733
11/20	at New York Jets	L	13-30	58,664	57,092
11/27	BOSTON	L	14-20	22,754	22,480
12/4	at Denver	L	7-17	32,592	32,116
12/11	KANSAS CITY	L	18-19	19,387	17,881
12/18	HOUSTON	W	29-28	20,045	19,274
				427,210	414,772

1967: Won 4, Lost 10
Third (tied) - Eastern Division

Head Coach: George Wilson

				DISTRIB	ACTUAL
9/17	DENVER	W	35-21	29,381	29,072
9/24	KANSAS CITY	L	0-24	36,272	33,280
10/1	at New York Jets	L	7-29	61,240	59,433
10/8	at Kansas City	L	0-41	45,291	42,920
10/15	at Boston	L	10-41	23,955	17,859
10/22	NEW YORK JETS	L	14-33	30,049	28,392
11/5	at Buffalo	L	13-35	31,622	30,950
11/12	at San Diego	L	0-24	34,761	32,395
11/19	at Oakland	L	17-31	37,295	33,753
11/26	BUFFALO	W	17-14	27,050	24,357
12/3	at Houston	L	14-17	21,865	20,979
12/10	SAN DIEGO	W	41-24	23,032	23,007
12/17	BOSTON	W	41-32	25,969	22,079
12/23	HOUSTON	L	10-41	31,121	29,628
				458,903	428,104

1968: Won 5, Lost 8, Tied 1
Third - Eastern Division

Head Coach: George Wilson

				DISTRIB	ACTUAL
9/14	HOUSTON	L	10-24	40,067	38,097
9/21	OAKLAND	L	21-47	30,021	28,751
9/28	KANSAS CITY	L	3-48	28,501	27,732
10/6	at Houston	W	24-7	36,109	35,424
10/12	BUFFALO	T	14-14	28,653	28,559
10/20	at Cincinnati	W	24-22	25,936	25,076
10/27	at Denver	L	14-21	44,115	43,411
11/3	at San Diego	L	28-34	37,281	31,686
11/10	at Buffalo	W	21-17	28,759	28,399
11/17	CINCINNATI	L	21-38	31,747	30,304
11/24	at Boston	W	34-10	18,305	13,646
12/1	at New York Jets	L	17-35	61,766	60,207
12/8	BOSTON	W	38-7	24,902	24,242
12/15	NEW YORK JETS	L	7-31	32,843	31,302
				469,005	446,836

1969: Won 3, Lost 10, Tied 1
Fifth - Eastern Division

Head Coach: George Wilson

				DISTRIB	ACTUAL
9/14	at Cincinnati	L	21-27	25,335	24,487
9/20	at Oakland	L	17-20	50,277	48,477
9/28	at Houston	L	10-22	41,086	40,387
10/4	OAKLAND	T	20-20	35,614	32,668
10/11	SAN DIEGO	L	14-21	34,585	33,073

10/19	at Kansas City	L	10-17	49,809	47,038
10/26	BUFFALO	W	24-6	39,837	39,194
11/2	at New York Jets.....	L	31-34	61,761	60,793
11/9	at Boston	W	17-16	19,821	10,665
11/16	at Buffalo	L	3-28	32,868	32,344
11/23	HOUSTON	L	7-32	27,218	27,114
11/30	Boston (at Tampa)	L	23-38	32,121	27,179
12/7	DENVER	W	27-24	25,332	24,972
12/14	NEW YORK JETS	L	9-27	48,108	42,148
				523,772	490,539

1970: Won 10, Lost 4 Head Coach: Don Shula
Second - Eastern Division

				DISTRIB	ACTUAL
9/20	at Boston	L	14-27	32,607	27,265
9/27	at Houston	W	20-10	39,840	38,779
10/3	OAKLAND	W	20-13	57,140	54,412
10/10	at New York Jets.....	W	20-6	62,712	61,801
10/18	at Buffalo	W	33-14	41,312	40,820
10/25	CLEVELAND	L	0-28	75,313	70,872
11/1	at Baltimore	L	0-35	60,240	59,305
11/8	at Philadelphia.....	L	17-24	58,171	53,149
11/15	NEW ORLEANS	W	21-10	42,866	41,557
11/22	BALTIMORE	W	34-17	67,699	63,362
11/30	at Atlanta (MN).....	W	20-7	54,036	53,303
12/6	BOSTON	W	37-20	51,034	46,370
12/13	NEW YORK JETS	W	16-10	75,099	71,892
12/20	BUFFALO	W	45-7	70,990	64,957
				789,059	747,844

AMERICAN CONFERENCE PLAYOFF

12/27	at Oakland	L	14-21	54,401	52,594
-------	------------------	---	-------	--------	--------

1971: Won 10, Lost 3, Tied 1 Head Coach: Don Shula
First - Eastern Division

				DISTRIB	ACTUAL
9/19	at Denver	T	10-10	51,228	50,499
9/26	at Buffalo	W	29-14	45,139	44,626
10/3	NEW YORK JETS	L	10-14	70,670	67,161
10/10	at Cincinnati	W	23-13	60,099	59,090
10/17	NEW ENGLAND	W	41-3	58,822	56,222
10/24	at New York Jets.....	W	30-14	62,130	61,170
10/31	at Los Angeles	W	20-14	72,903	68,386
11/7	BUFFALO	W	34-0	61,016	57,748
11/14	PITTSBURGH	W	24-21	66,435	63,178
11/21	BALTIMORE	W	17-14	75,312	73,063
11/29	CHICAGO (MN)	W	34-3	75,312	73,071
12/5	at New England.....	L	13-34	61,457	60,110
12/11	at Baltimore.....	L	3-14	60,238	59,293
12/19	GREEN BAY.....	W	27-6	75,312	74,215
				896,073	867,832

AMERICAN CONFERENCE PLAYOFF

12/25	at Kansas City.....	W	27-24 (2 OT)	50,374	45,882
-------	---------------------	---	--------------	--------	--------

AMERICAN CONFERENCE CHAMPIONSHIP

1/2	BALTIMORE.....	W	21-0	78,939	78,629
-----	----------------	---	------	--------	--------

SUPER BOWL VI AT NEW ORLEANS

1/16	Dallas	L	3-24	81,023	80,591
------	--------------	---	------	--------	--------

1972: Won 14, Lost 0 Head Coach: Don Shula
First- Eastern Division

				DISTRIB	ACTUAL
9/17	at Kansas City.....	W	20-10	79,829	78,736
9/24	HOUSTON	W	34-13	77,821	75,069
10/1	at Minnesota	W	16-14	47,900	45,766
10/8	at New York Jets	W	27-17	63,841	61,720
10/15	SAN DIEGO	W	24-10	80,010	78,212
10/22	BUFFALO	W	24-23	80,010	78,175
10/29	at Baltimore	W	23-0	60,000	59,303
11/5	at Buffalo	W	30-16	46,206	45,659
11/12	NEW ENGLAND	W	52-0	80,010	78,148
11/19	NEW YORK JETS	W	28-24	80,010	78,166
11/27	ST. LOUIS (MN)	W	31-10	80,010	78,190

12/3	at New England.....	W	37-21	60,999	60,144
12/10	at New York Giants.....	W	23-13	62,728	62,728
12/16	BALTIMORE	W	16-0	80,010	78,202
				979,384	958,218
	AMERICAN CONFERENCE PLAYOFF				
12/24	CLEVELAND.....	W	20-14	78,916	78,196
	AMERICAN CONFERENCE CHAMPIONSHIP				
12/31	at Pittsburgh	W	21-17	50,845	50,350
	SUPER BOWL VII AT LOS ANGELES				
1/14	Washington	W	14-7	90,182	85,462
1973:	Won 12, Lost 2				Head Coach: Don Shula
	First- Eastern Division				
				DISTRIB	ACTUAL
9/16	● SAN FRANCISCO	W	21-13	78,768	68,275
9/23	at Oakland	L	7-12	74,121	74,044
9/30	● NEW ENGLAND	W	44-23	78,830	62,508
10/7	● NEW YORK JETS	W	31-3	78,821	63,850
10/15	● at Cleveland (MN)	W	17-9	78,424	72,070
10/21	● BUFFALO	W	27-6	78,738	65,241
10/28	● at New England.....	W	30-14	60,268	57,617
11/4	● at New York Jets.....	W	24-14	61,462	57,591
11/11	● BALTIMORE	W	44-0	78,854	60,332
11/18	● at Buffalo	W	17-0	79,401	77,138
11/22	● at Dallas	W	14-7	62,967	58,089
12/3	● PITTSBURGH (MN).....	W	30-26	78,922	68,901
12/9	at Baltimore	L	3-16	57,834	41,005
12/15	● DETROIT.....	W	34-7	78,337	53,375
				1,025,747	880,036
	AMERICAN CONFERENCE PLAYOFF				
12/23	CINCINNATI	W	34-16	78,928	75,770
	AMERICAN CONFERENCE CHAMPIONSHIP				
12/30	● OAKLAND	W	27-10	79,325	75,105
	SUPER BOWL VIII AT HOUSTON				
1/13	Minnesota	W	24-7	71,882	68,142
1974:	Won 11, Lost 3				Head Coach: Don Shula
	First - Eastern Division				
				DISTRIB	ACTUAL
9/15	at New England.....	L	24-34	55,006	54,193
9/22	● at Buffalo	W	24-16	79,463	78,990
9/29	at San Diego	W	28-21	45,098	44,706
10/7	● NEW YORK JETS (MN) ...	W	21-17	78,219	61,527
10/13	● at Washington	L	17-20	54,395	54,395
10/20	KANSAS CITY	W	9-3	75,358	67,779
10/27	BALTIMORE	W	17-7	72,849	65,868
11/3	ATLANTA	W	42-7	74,935	64,399
11/10	at New Orleans	W	21-0	74,289	73,458
11/17	● BUFFALO	W	35-28	78,771	69,313
11/24	● at New York Jets	L	14-17	60,481	57,162
12/2	CINCINNATI (MN).....	W	24-3	78,675	71,962
12/8	at Baltimore	W	17-16	40,911	34,420
12/15	● NEW ENGLAND	W	34-27	78,611	56,920
				947,061	855,092
	AMERICAN CONFERENCE PLAYOFF				
12/21	at Oakland.....	L	26-28	53,023	52,817
1975:	Won 10, Lost 4				Head Coach: Don Shula
	Second - Eastern Division				
				DISTRIB	ACTUAL
9/22	OAKLAND (MN)	L	21-31	78,805	78,744
9/28	● at New England.....	W	22-14	61,279	60,602
10/5	● at Green Bay.....	W	31-7	56,267	55,270
10/12	PHILADELPHIA	W	24-16	62,925	60,127
10/19	● at New York Jets.....	W	43-0	60,471	47,191
10/26	● at Buffalo	W	35-30	79,429	79,080
11/2	at Chicago	W	46-13	56,577	51,298
11/9	NEW YORK JETS	W	27-7	75,631	72,896
11/16	● at Houston	L	19-20	50,494	48,892
11/23	BALTIMORE.....	L	17-33	67,029	61,986
12/1	NEW ENGLAND (MN)	W	20-7	68,480	61,963

12/7	BUFFALO	W	31-21	78,701	74,573
12/14	● at Baltimore	L	7-10 (OT)	59,808	59,398
12/20	DENVER	W	14-13	56,187	43,064
				912,083	855,084

1976: Won 6, Lost 8 **Head Coach: Don Shula**
Third-Eastern Division

				DISTRIB	ACTUAL
9/13	at Buffalo (MN)	W	30-21	77,800	77,683
9/19	at New England	L	14-30	46,227	46,053
9/26	NEW YORK JETS	W	16-0	53,600	49,754
10/3	LOS ANGELES	L	28-31	65,314	60,753
10/10	● at Baltimore	L	14-28	59,295	58,832
10/17	KANSAS CITY	L	17-20 (OT)	50,471	43,325
10/24	at Tampa Bay	W	23-20	63,016	59,155
10/31	NEW ENGLAND	W	10-3	57,984	52,863
11/7	at New York Jets	W	27-7	58,882	53,344
11/14	● at Pittsburgh	L	3-14	49,813	48,945
11/22	BALTIMORE (MN)	L	16-17	68,372	62,104
11/28	at Cleveland	L	13-17	76,562	74,715
12/5	BUFFALO	W	45-27	51,423	43,475
12/11	MINNESOTA	L	7-29	52,945	46,543
				831,704	777,544

1977: Won 10, Lost 4 **Head Coach: Don Shula**
Second - Eastern Division

				DISTRIB	ACTUAL
9/18	at Buffalo	W	13-0	78,048	76,097
9/25	at San Francisco	W	19-15	45,560	40,503
10/2	HOUSTON	W	27-7	50,764	49,619
10/9	at Baltimore	L	28-45	57,829	57,005
10/16	NEW YORK JETS	W	21-17	45,048	43,446
10/23	SEATTLE	W	31-13	38,967	29,858
10/30	SAN DIEGO	L	13-14	47,525	40,670
11/6	at New York Jets	W	14-10	53,698	51,582
11/13	NEW ENGLAND	W	17-5	67,907	67,502
11/20	● at Cincinnati	L	17-23	58,710	46,733
11/24	● at St. Louis	W	55-14	50,855	50,269
12/5	● BALTIMORE (MN)	W	17-6	74,216	68,977
12/11	● at New England	L	10-14	61,279	61,064
12/17	BUFFALO	W	31-14	45,855	39,626
				776,261	722,951

1978: Won 11, Lost 5 **Head Coach: Don Shula**
Second - Eastern Division

				DISTRIB	ACTUAL
9/3	at New York Jets	L	20-33	53,941	49,598
9/10	at Baltimore	W	42-0	47,658	46,426
9/17	BUFFALO	W	31-24	51,362	48,373
9/24	● at Philadelphia	L	3-17	64,328	62,998
10/1	ST. LOUIS	W	24-10	47,650	43,882
10/9	CINCINNATI (MN)	W	21-0	57,481	54,729
10/15	at San Diego	W	28-21	51,426	50,637
10/22	● at New England	L	24-33	61,297	60,424
10/29	BALTIMORE	W	26-8	55,783	53,524
11/5	● DALLAS	W	23-16	74,058	70,414
11/12	at Buffalo	W	25-24	50,110	48,623
11/20	● at Houston (MN)	L	30-35	51,189	50,290
11/26	NEW YORK JETS	L	13-24	53,900	49,255
12/3	● at Washington	W	16-0	54,239	52,860
12/10	OAKLAND	W	23-6	73,889	73,003
12/18	NEW ENGLAND (MN)	W	23-3	73,945	72,071
				922,256	887,107
AFC WILD-CARD PLAYOFF					
12/24	HOUSTON	L	9-17	72,445	70,036

1979: Won 10, Lost 6 **Head Coach: Don Shula**
First - Eastern Division

				DISTRIB	ACTUAL
9/2	at Buffalo	W	9-7	70,841	69,441
9/9	SEATTLE	W	19-10	60,045	56,233
9/16	● at Minnesota	W	27-12	47,748	44,187

9/23	CHICAGO	W	31-16	66,598	66,011
9/30	at New York Jets	L	27-33	59,595	51,496
10/8	● at Oakland (MN).....	L	3-13	53,419	52,419
10/14	BUFFALO	W	17-7	54,062	45,597
10/21	● at New England	L	13-28	61,297	61,096
10/28	GREEN BAY.....	W	27-7	54,343	47,741
11/5	HOUSTON (MN)	L	6-9	73,900	70,273
11/11	BALTIMORE	W	19-0	56,884	50,193
11/18	at Cleveland	L	24-30 (OT)	81,300	80,374
11/25	at Baltimore	W	28-24	44,989	36,016
11/29	● NEW ENGLAND (TH)	W	39-24	73,628	69,174
12/9	at Detroit	W	28-10	79,073	78,087
12/15	NEW YORK JETS	L	24-27	58,620	49,915
				996,342	930,253

AMERICAN CONFERENCE PLAYOFF

12/30	● at Pittsburgh	L	14-34	50,320	50,214
1980:	Won 8, Lost 8			Head Coach: Don Shula	
	Third - Eastern Division				

				DISTRIB	ACTUAL
9/7	at Buffalo	L	7-17	80,020	79,598
9/14	CINCINNATI	W	17-16	45,480	38,322
9/21	● at Atlanta	W	20-17	58,558	55,479
9/28	NEW ORLEANS.....	W	21-16	46,599	40,946
10/5	BALTIMORE	L	17-30	53,838	50,631
10/12	● at New England	L	0-34	60,392	60,377
10/19	BUFFALO	W	17-14	49,499	41,636
10/27	at New York Jets (MN).....	L	14-17	59,677	53,046
11/2	at Oakland	L	10-16	47,274	46,378
11/9	● at Los Angeles	W	35-14	67,751	62,198
11/16	SAN FRANCISCO.....	W	17-13	50,219	45,135
11/20	SAN DIEGO (TH).....	L	24-27 (OT)	66,009	63,013
11/30	● at Pittsburgh	L	10-23	54,082	51,384
12/8	NEW ENGLAND (MN)	W	16-13 (OT)	63,936	63,292
12/14	at Baltimore	W	24-14	36,136	30,564
12/20	NEW YORK JETS	L	17-24	47,920	41,854
				887,390	823,853

1981:	Won 11, Lost 4, Tied 1			Head Coach: Don Shula	
	First - Eastern Division				

				DISTRIB	ACTUAL
9/6	at St. Louis	W	20-7	50,923	50,351
9/10	PITTSBURGH (TH).....	W	30-10	75,059	74,190
9/20	● at Houston	W	16-10	51,344	47,379
9/27	at Baltimore	W	31-28	42,452	41,630
10/4	NEW YORK JETS	T	28-28 (OT)	69,631	68,723
10/12	● at Buffalo (MN).....	L	21-31	79,275	78,576
10/18	WASHINGTON.....	W	13-10	51,710	47,367
10/25	● at Dallas	L	27-28	65,066	64,221
11/1	BALTIMORE	W	27-10	50,473	46,061
11/8	● at New England.....	W	30-27 (OT)	61,297	60,436
11/15	OAKLAND	L	17-33	66,359	61,777
11/22	● at New York Jets.....	L	15-16	60,370	59,962
11/30	● PHILADELPHIA (MN)	W	13-10	73,916	67,797
12/6	NEW ENGLAND	W	24-14	54,326	50,421
12/13	at Kansas City.....	W	17-7	57,477	57,407
12/19	BUFFALO	W	16-6	73,629	72,956
				983,307	949,254

AMERICAN CONFERENCE PLAYOFF

1/2	● SAN DIEGO	L	38-41 (OT)	74,233	73,735
1982:	Won 7, Lost 2			Head Coach: Don Shula	
	Second (Tied) - American Football Conference				

				DISTRIB	ACTUAL
9/12	at New York Jets	W	45-28	54,236	53,360
9/19	BALTIMORE	W	24-20	53,823	51,999
11/21	at Buffalo	W	9-7	54,475	52,945
11/29	at Tampa Bay (MN)	L	17-23	70,686	54,854
12/5	MINNESOTA	W	22-14	50,474	45,721
12/12	at New England	L	0-3	33,293	25,716
12/18	NEW YORK JETS	W	20-19	67,825	67,702

12/27	BUFFALO (MN).....	W	27-10	75,051	73,924
1/2	at Baltimore	W	34-7	22,354	19,073
				482,217	445,294

Games Lost to Strike: at Green Bay (9/26), at Cincinnati (10/3), DETROIT (10/10), NEW ENGLAND (10/17), at L.A. Raiders (10/31), SAN DIEGO (MN, 11/8), CLEVELAND (11/14)

AMERICAN CONFERENCE PLAYOFF (first round)					
1/8	NEW ENGLAND	W	28-13	70,881	68,842
AMERICAN CONFERENCE PLAYOFF (second round)					
1/16	● SAN DIEGO	W	34-13	73,772	71,383
AMERICAN CONFERENCE CHAMPIONSHIP					
1/23	● NEW YORK JETS	W	14-0	74,918	67,396
SUPER BOWL XVII AT PASADENA					
1/30	Washington	L	17-27		103,667

1983: Won 12, Lost 4 **Head Coach: Don Shula**
First - Eastern Division

				DISTRIB	ACTUAL
9/4	at Buffalo	W	12-0	80,020	78,715
9/11	NEW ENGLAND	W	34-24	62,309	59,343
9/19	at L.A. Raiders (MN)	L	14-27	60,696	57,796
9/25	KANSAS CITY	W	14-6	55,125	50,785
10/2	at New Orleans	L	7-17	71,081	66,489
10/9	BUFFALO	L	35-38 (OT)	62,716	59,948
10/16	at New York Jets	W	32-14	60,370	58,615
10/23	at Baltimore	W	21-7	45,768	32,343
10/30	L.A. RAMS	W	30-14	74,856	72,175
11/6	at San Francisco	W	20-17	61,047	57,832
11/13	at New England.....	L	6-17	61,150	60,771
11/20	BALTIMORE.....	W	37-0	59,736	54,482
11/28	● CINCINNATI (MN).....	W	38-14	75,007	74,506
12/4	at Houston.....	W	24-17	50,365	39,434
12/10	ATLANTA.....	W	31-24	62,552	56,725
12/16	NEW YORK JETS (FR)....	W	34-14	75,057	59,975
				1,017,855	939,934

AMERICAN CONFERENCE PLAYOFF					
12/31	SEATTLE.....	L	20-27	75,116	71,032

1984: Won 14, Lost 2 **Head Coach: Don Shula**
First - Eastern Division

				DISTRIB	ACTUAL
9/2	● at Washington	W	35-17	55,431	52,683
9/9	NEW ENGLAND	W	28-7	67,843	66,083
9/17	at Buffalo (MN).....	W	21-17	66,317	65,455
9/23	INDIANAPOLIS	W	44-7	57,813	55,415
9/30	at St. Louis	W	36-28	48,605	46,991
10/7	● at Pittsburgh.....	W	31-7	59,103	59,103
10/14	HOUSTON	W	28-10	59,106	54,080
10/21	at New England.....	W	44-24	60,890	60,711
10/28	BUFFALO	W	38-7	61,897	58,824
11/4	at New York Jets.....	W	31-17	76,891	72,655
11/11	PHILADELPHIA	W	24-23	70,805	70,227
11/18	at San Diego	L	28-34 (OT)	60,234	53,041
11/26	NEW YORK JETS (MN) ...	W	28-17	75,002	74,884
12/2	● L.A. RAIDERS	L	34-45	75,151	71,222
12/9	● at Indianapolis.....	W	35-17	60,695	60,411
12/17	● DALLAS (MN).....	W	28-21	75,105	74,139
				1,030,888	995,924

AMERICAN CONFERENCE PLAYOFF					
12/29	● SEATTLE.....	W	31-10	74,291	73,469

AMERICAN CONFERENCE CHAMPIONSHIP					
1/6	● PITTSBURGH	W	45-28	76,029	76,029

SUPER BOWL XIX AT PALO ALTO					
1/20	San Francisco	L	16-38		84,059

1985: Won 12, Lost 4 **Head Coach: Don Shula**
First - Eastern Division

				DISTRIB	ACTUAL
9/8	at Houston	L	23-26	50,157	47,656
9/15	INDIANAPOLIS	W	30-13	57,772	53,693
9/22	KANSAS CITY	W	31-0	72,238	69,791
9/29	● at Denver.....	W	30-26	75,100	73,614

10/6	● PITTSBURGH	W	24-20	75,070	72,820
10/14	● at New York Jets (MN).....	L	7-23	76,891	73,807
10/20	TAMPA BAY	W	41-38	62,987	62,335
10/27	● at Detroit	L	21-31	80,638	75,291
11/3	● at New England.....	L	13-17	61,000	58,811
11/10	● NEW YORK JETS	W	21-17	75,275	73,695
11/17	● at Indianapolis.....	W	34-20	60,656	59,666
11/24	at Buffalo	W	23-14	53,529	50,474
12/2	● CHICAGO (MN)	W	38-24	75,594	75,594
12/8	● at Green Bay.....	W	34-24	56,860	52,671
12/16	● NEW ENGLAND (MN)	W	30-27	75,825	69,489
12/22	BUFFALO	W	28-0	65,686	64,811
				1,075,278	1,034,218

AMERICAN CONFERENCE PLAYOFF

1/4	● CLEVELAND.....	W	24-21	75,842	75,128
-----	------------------	---	-------	--------	--------

AMERICAN CONFERENCE CHAMPIONSHIP

1/12	● NEW ENGLAND	L	14-31	76,270	74,978
------	---------------------	---	-------	--------	--------

1986: Won 8, Lost 8 Third - Eastern Division Head Coach: Don Shula

				DISTRIB	ACTUAL
9/7	● at San Diego	L	28-50	60,147	57,726
9/14	INDIANAPOLIS	W	30-10	58,442	51,848
9/21	● at New York Jets.....	L	45-51 (OT)	76,891	71,025
9/28	SAN FRANCISCO.....	L	16-31	74,730	70,264
10/5	● at New England.....	L	7-34	61,000	60,689
10/12	BUFFALO	W	27-14	59,089	49,467
10/19	● L.A. RAIDERS	L	28-30	75,284	53,421
10/26	● at Indianapolis.....	W	17-13	60,596	58,350
11/2	HOUSTON	W	28-7	56,321	43,804
11/10	● at Cleveland (MN)	L	16-26	79,793	77,949
11/16	● at Buffalo	W	34-24	80,290	76,474
11/24	● NEW YORK JETS (MN) ...	W	45-3	76,254	70,206
11/30	ATLANTA	L	14-20	62,309	53,762
12/7	at New Orleans	W	31-27	69,136	64,761
12/14	● at L.A. Rams	W	37-31 (OT)	68,379	62,629
12/22	NEW ENGLAND (MN)	L	27-34	76,254	74,516
				1,094,915	996,891

1987: Won 8, Lost 7 Second (Tied) - Eastern Division Head Coach: Don Shula

				DISTRIB	ACTUAL
9/13	● at New England.....	L	21-28	60,864	54,642
9/20	at Indianapolis.....	W	23-10	58,704	57,524
10/4	● at Seattle	L	20-24	32,056	19,448
10/11	KANSAS CITY	W	42-0	43,875	25,867
10/18	● at New York Jets.....	L	31-37 (OT)	39,000	18,249
10/25	BUFFALO	L	31-34 (OT)	70,592	61,295
11/1	PITTSBURGH	W	35-24	72,028	52,578
11/8	● at Cincinnati	W	20-14	59,931	53,840
11/15	INDIANAPOLIS	L	21-40	72,070	65,433
11/22	● at Dallas (SN).....	W	20-14	63,292	56,519
11/29	at Buffalo	L	0-27	72,350	68,055
12/7	● NEW YORK JETS (MN) ...	W	37-28	72,672	62,592
12/13	● at Philadelphia	W	28-10	65,746	63,841
12/20	● WASHINGTON (SN)	W	23-21	72,743	65,715
12/28	● NEW ENGLAND (MN)	L	10-24	72,630	61,192
				928,553	786,790

Game Lost to Strike: NEW YORK GIANTS (9/27)

1988: Won 6, Lost 10 Fifth - Eastern Division Head Coach: Don Shula

				DISTRIB	ACTUAL
9/4	● at Chicago	L	7-34	66,496	63,330
9/11	● at Buffalo	L	6-9	80,343	79,529
9/18	GREEN BAY.....	W	24-17	61,965	54,409
9/25	● at Indianapolis	L	13-15	60,577	59,638
10/2	MINNESOTA	W	24-7	65,757	59,867
10/9	at L.A. Raiders	W	24-14	55,178	50,751
10/16	SAN DIEGO	W	31-28	64,623	58,972
10/23	NEW YORK JETS	L	30-44	72,756	68,292

10/30	at Tampa Bay	W	17-14	74,314	67,352
11/6	● at New England.....	L	10-21	60,945	60,840
11/14	BUFFALO (MN).....	L	6-31	72,610	67,091
11/20	NEW ENGLAND (SN)	L	3-6	65,009	53,525
11/27	● at New York Jets	L	34-38	76,891	52,752
12/4	INDIANAPOLIS	L	28-31	61,613	45,236
12/12	CLEVELAND (MN).....	W	38-31	71,518	61,884
12/18	● at Pittsburgh	L	24-40	59,000	36,051
				1,069,595	939,519

1989: Won 8, Lost 8 Head Coach: Don Shula
Second (Tied) - Eastern Division

				DISTRIB	ACTUAL
9/10	BUFFALO	L	24-27	58,373	54,541
9/17	at New England	W	24-10	58,089	57,043
9/24	NEW YORK JETS	L	33-40	67,673	65,908
10/1	at Houston	L	7-39	53,617	53,326
10/8	CLEVELAND	W	13-10 (OT)	64,542	58,444
10/15	● at Cincinnati	W	20-13	60,044	58,184
10/22	GREEN BAY.....	W	23-20	60,570	56,624
10/29	● at Buffalo	L	17-31	80,422	80,208
11/5	INDIANAPOLIS	W	19-13	57,916	52,680
11/12	● at New York Jets.....	W	31-23	76,891	65,923
11/19	at Dallas	W	17-14	58,738	56,044
11/26	PITTSBURGH	L	14-34	65,302	59,936
12/3	at Kansas City	L	21-26	56,004	54,610
12/10	NEW ENGLAND (SN).....	W	31-10	62,127	55,918
12/17	● at Indianapolis	L	13-42	60,643	55,665
12/24	KANSAS CITY	L	24-27	55,952	43,612
				998,903	928,666

1990: Won 12, Lost 4 Head Coach: Don Shula
Second - Eastern Division

				DISTRIB	ACTUAL
9/9	at New England	W	27-24	45,628	45,305
9/16	BUFFALO	W	30-7	68,490	68,142
9/23	● at New York Giants	L	3-20	77,186	76,483
9/30	● at Pittsburgh	W	28-6	59,000	54,691
10/7	NEW YORK JETS	W	20-16	71,835	69,678
10/18	NEW ENGLAND (TH).....	W	17-10	65,017	62,630
10/28	● at Indianapolis	W	27-7	60,649	59,213
11/4	PHOENIX	W	23-3	57,652	54,924
11/11	● at New York Jets	W	17-3	76,891	68,362
11/19	● L.A. RAIDERS (MN).....	L	10-13	72,393	70,553
11/25	at Cleveland	W	30-13	73,195	70,225
12/2	● at Washington	L	20-42	55,683	53,599
12/9	● PHILADELPHIA (SN).....	W	23-20 (OT)	71,904	67,034
12/16	SEATTLE.....	W	24-17	61,843	57,851
12/23	● at Buffalo	L	14-24	80,433	80,235
12/30	INDIANAPOLIS	W	23-17	63,797	59,547
				1,061,596	1,018,472

AMERICAN CONFERENCE FIRST ROUND PLAYOFF

1/5	● KANSAS CITY	W	17-16	73,067	67,276
-----	---------------------	---	-------	--------	--------

AMERICAN CONFERENCE DIVISIONAL PLAYOFF

1/12	● at Buffalo	L	34-44	80,252	77,087
------	--------------------	---	-------	--------	--------

1991: Won 8, Lost 8 Head Coach: Don Shula
Second (Tied) - Eastern Division

				DISTRIB	ACTUAL
9/1	● at Buffalo	L	31-35	80,368	80,252
9/8	INDIANAPOLIS	W	17-6	55,076	51,155
9/15	at Detroit.....	L	13-17	59,693	56,896
9/22	GREEN BAY.....	W	16-13	57,799	56,583
9/29	● at New York Jets.....	L	23-41	76,891	71,170
10/6	at New England.....	W	20-10	55,075	49,749
10/13	● at Kansas City.....	L	7-42	77,865	76,021
10/20	HOUSTON	L	13-17	66,328	60,705
11/3	at Indianapolis	W	10-6	57,154	55,899
11/10	NEW ENGLAND (SN).....	W	30-20	59,169	56,065
11/18	● BUFFALO (MN).....	L	27-41	72,839	71,062
11/24	● at Chicago	W	16-13 (OT)	66,946	58,288
12/1	TAMPA BAY.....	W	33-14	59,393	51,036
12/9	CINCINNATI (MN).....	W	37-13	64,844	60,616

12/15	at San Diego	L	30-38	53,140	47,731
12/22	● NEW YORK JETS	L	20-23 (OT)	72,487	69,636
				1,035,067	972,864
1992:	Won 11, Lost 5				Head Coach: Don Shula
	First - Eastern Division				
				DISTRIB	ACTUAL
9/14	at Cleveland (MN)	W	27-23	76,910	74,765
9/20	L.A. RAMS	W	26-10	59,892	55,945
9/27	● at Seattle	W	19-17	65,879	59,374
10/4	● at Buffalo	W	37-10	80,404	80,368
10/11	ATLANTA	W	21-17	71,646	68,633
10/18	NEW ENGLAND	W	38-17	61,120	57,282
10/25	INDIANAPOLIS	L	20-31	62,515	61,117
11/1	● at New York Jets	L	14-26	76,891	69,313
11/8	at Indianapolis	W	28-0	61,046	59,892
11/16	● BUFFALO (MN)	L	20-26	72,460	70,629
11/22	● HOUSTON	W	19-16	72,009	63,597
11/29	● at New Orleans	L	13-24	68,591	68,591
12/6	● at San Francisco	L	3-27	66,461	58,474
12/14	● L.A. RAIDERS (MN)	W	20-7	72,220	67,098
12/20	● NEW YORK JETS (SN)	W	19-17	72,133	68,275
12/27	at New England	W	16-13 (OT)	43,137	34,726
				1,083,314	1,018,079
				AMERICAN CONFERENCE DIVISIONAL PLAYOFF	
1/10	● SAN DIEGO	W	31-0	72,625	71,224
				AMERICAN CONFERENCE CHAMPIONSHIP	
1/17	● BUFFALO	L	10-29	72,996	72,703
1993:	Won 9, Lost 7				Head Coach: Don Shula
	Second - Eastern Division				
				DISTRIB	ACTUAL
9/5	at Indianapolis	W	24-20	54,249	51,858
9/12	NEW YORK JETS	L	14-24	73,150	70,314
9/26	● at Buffalo	W	22-13	80,076	79,635
10/4	● WASHINGTON (MN)	W	17-10	73,672	68,568
10/10	● at Cleveland	W	24-14	78,512	78,138
10/24	INDIANAPOLIS (SN)	W	41-27	61,209	57,301
10/31	● KANSAS CITY	W	30-10	73,886	67,765
11/7	● at New York Jets	L	10-27	77,289	71,306
11/14	● at Philadelphia	W	19-14	66,552	64,213
11/21	NEW ENGLAND	W	17-13	65,929	59,982
11/25	● at Dallas	W	16-14	60,198	60,198
12/5	● NEW YORK GIANTS	L	14-19	74,444	72,161
12/13	● PITTSBURGH (MN)	L	20-21	73,882	70,232
12/19	● BUFFALO	L	34-47	74,504	71,597
12/27	● at San Diego (MN)	L	20-45	63,349	60,311
1/2	● at New England	L	27-33 (OT)	60,290	53,883
				1,111,191	1,057,462
1994:	Won 10, Lost 6				Head Coach: Don Shula
	First - Eastern Division				
				DISTRIB	ACTUAL
9/4	NEW ENGLAND	W	39-35	73,821	71,023
9/11	● Green Bay (at Mil.)	W	24-14	56,051	55,011
9/18	● NEW YORK JETS	W	28-14	73,925	68,977
9/25	● at Minnesota	L	35-38	64,035	64,035
10/2	● at Cincinnati (SN)	W	23-7	59,943	55,056
10/9	● at Buffalo	L	11-21	79,583	79,491
10/16	● L.A. RAIDERS	W	20-17 (OT)	74,207	70,112
10/30	● at New England	W	23-3	60,292	59,167
11/6	INDIANAPOLIS	W	22-21	74,028	71,158
11/13	● CHICAGO	L	14-17	74,340	64,871
11/20	● at Pittsburgh	L	13-16 (OT)	59,148	59,148
11/27	● at New York Jets	W	28-24	77,716	75,606
12/4	● BUFFALO (SN)	L	31-42	74,436	69,358
12/12	● KANSAS CITY (MN)	W	45-28	74,421	71,578
12/18	● at Indianapolis	L	6-10	60,714	58,867
12/25	● DETROIT (SN)	W	27-20	74,302	70,980
				1,110,962	1,064,438
				AMERICAN CONFERENCE FIRST-ROUND PLAYOFF	
12/31	● KANSAS CITY	W	27-17	74,248	69,757

AMERICAN CONFERENCE DIVISIONAL PLAYOFF

1/8 ● at San Diego L 21-22 63,682 63,381

1995: Won 9, Lost 7 Head Coach: Don Shula
Second (Tied) - Eastern Division

				DISTRIB	ACTUAL
9/3	● NEW YORK JETS	W	52-14	74,900	71,317
9/10	● at New England.....	W	20-3	60,292	60,239
9/18	● PITTSBURGH (MN).....	W	23-10	75,186	72,874
10/1	● at Cincinnati.....	W	26-23	56,448	52,671
10/8	● INDIANAPOLIS	L	24-27 (OT)	75,181	68,471
10/15	at New Orleans	L	30-33	64,529	55,628
10/22	● at N.Y. Jets	L	16-17	77,716	67,228
10/29	● BUFFALO	W	23-6	75,224	71,060
11/5	● at San Diego (SN).....	W	24-14	63,199	61,996
11/12	● NEW ENGLAND	L	17-34	75,378	70,399
11/20	● SAN FRANCISCO (MN)...	L	20-44	75,557	73,080
11/26	● at Indianapolis.....	L	28-36	60,902	60,414
12/3	● ATLANTA	W	21-20	75,217	63,395
12/11	● KANSAS CITY (MN)	W	13-6	75,311	70,321
12/17	● at Buffalo	L	20-23	79,703	79,531
12/24	● at St. Louis	W	41-22	65,728	63,876
				1,129,674	1,062,500

AMERICAN CONFERENCE FIRST-ROUND PLAYOFF

12/30 ● at Buffalo..... L 22-37 79,671 73,103

1996: Won 8, Lost 8 Head Coach: Jimmy Johnson
Fourth - Eastern Division

				DISTRIB	ACTUAL
9/1	● NEW ENGLAND	W	24-10	74,855	71,542
9/8	at Arizona (SN)	W	38-10	57,988	55,444
9/15	● NEW YORK JETS	W	36-27	75,103	68,137
9/23	● at Indianapolis (MN).....	L	6-10	61,393	60,891
10/6	● SEATTLE	L	15-22	75,224	59,539
10/13	● at Buffalo	W	21-7	79,803	79,642
10/20	● at Philadelphia.....	L	28-35	66,890	66,240
10/27	● DALLAS.....	L	10-29	75,651	75,283
11/3	● at New England.....	L	23-42	60,292	58,942
11/10	● INDIANAPOLIS	W	37-13	75,387	66,623
11/17	at Houston	W	23-20	48,890	47,358
11/25	● PITTSBURGH (MN).....	L	17-24	75,507	73,489
12/1	● at Oakland.....	L	7-17	61,436	60,591
12/8	● NEW YORK GIANTS.....	L	7-17	75,234	63,889
12/16	● BUFFALO (MN).....	W	16-14	75,388	67,016
12/22	● at New York Jets.....	W	31-28	77,716	47,271
				1,115,257	1,022,297

1997: Won 9, Lost 7 Head Coach: Jimmy Johnson
Second - Eastern Division

					PAID
8/31	INDIANAPOLIS	W	16-10		70,813
9/7	TENNESSEE	W	16-13 (OT)		64,439
9/14	● at Green Bay	L	18-23		60,075
9/21	● at Tampa Bay (SN).....	L	21-31		73,314
10/5	● KANSAS CITY	W	17-14		71,794
10/12	● at New York Jets	W	31-20		75,601
10/19	● at Baltimore	W	24-13		64,354
10/27	● CHICAGO (MN)	L	33-36 (OT)		73,156
11/2	● at Buffalo	L	6-9		78,011
11/9	● NEW YORK JETS	W	24-17		73,089
11/17	● BUFFALO (MN).....	W	30-13		74,155
11/23	● at New England	L	24-27		59,002
11/30	at Oakland	W	34-16		50,569
12/7	● DETROIT (SN).....	W	33-30		72,266
12/14	● at Indianapolis	L	0-41		61,282
12/22	● NEW ENGLAND (MN).....	L	12-14		74,379
					1,095,669

AMERICAN CONFERENCE FIRST-ROUND PLAYOFF

12/28 ● at New England..... L 3-17 60,041

1998: Won 10, Lost 6
Second - Eastern Division

Head Coach: Jimmy Johnson

				PAID
9/6	● at Indianapolis.....	W	24-15	65,087
9/13	● BUFFALO.....	W	13-7	73,097
9/20	● PITTSBURGH.....	W	21-0	73,948
10/4	● at N.Y. Jets.....	L	9-20	75,257
10/12	● at Jacksonville (MN).....	L	21-28	74,051
10/18	● ST. LOUIS.....	W	14-0	65,418
10/25	● NEW ENGLAND.....	W	12-9 (OT)	73,973
11/1	● at Buffalo.....	L	24-30	79,011
11/8	● INDIANAPOLIS.....	W	27-14	73,400
11/15	● at Carolina.....	W	13-9	67,887
11/23	● at New England (MN).....	L	23-26	58,729
11/29	● NEW ORLEANS.....	W	30-10	73,216
12/6	● at Oakland.....	W	27-17	61,254
12/13	● N.Y. JETS (SN).....	L	16-21	74,369
12/21	● DENVER (MN).....	W	31-21	74,363
12/ 27	● at Atlanta.....	L	16-38	69,754
				1,132,814

AMERICAN CONFERENCE FIRST-ROUND PLAYOFF

1/2	● BUFFALO.....	W	24-17	72,698
-----	----------------	---	-------	--------

AMERICAN CONFERENCE DIVISIONAL PLAYOFF

1/9	● at Denver.....	L	3-38	75,729
-----	------------------	---	------	--------

1999: Won 9, Lost 7
Second - Eastern Division

Head Coach: Jimmy Johnson

				PAID
9/13	● at Denver (MN).....	W	38-21	75,623
9/19	● ARIZONA.....	W	19-16	73,618
10/4	● BUFFALO (MN).....	L	18-23	74,073
10/10	● at Indianapolis.....	W	34-31	56,810
10/17	● at New England.....	W	31-30	60,006
10/24	● PHILADELPHIA.....	W	16-13	73,975
10/31	● at Oakland.....	W	16-9	61,556
11/7	● TENNESSEE (SN).....	W	17-0	74,109
11/14	● at Buffalo.....	L	3-23	72,810
11/21	● NEW ENGLAND.....	W	27-17	74,295
11/25	● at Dallas.....	L	0-20	64,328
12/5	● INDIANAPOLIS.....	L	34-37	74,096
12/12	● at New York Jets.....	L	20-28	78,246
12/19	● SAN DIEGO.....	W	12-9	73,765
12/27	● NEW YORK JETS (MN) ...	L	31-38	74,230
1/2	● at Washington.....	L	10-21	78,106
				1,139,646

AMERICAN CONFERENCE FIRST-ROUND PLAYOFF

1/9	● at Seattle.....	W	20-17	66,170
-----	-------------------	---	-------	--------

AMERICAN CONFERENCE DIVISIONAL PLAYOFF

1/15	● at Jacksonville.....	L	7-62	75,173
------	------------------------	---	------	--------

2000: Won 11, Lost 5
First - Eastern Division

Head Coach: Dave Wannstedt

				PAID
9/3	● SEATTLE.....	W	23-0	72,949
9/10	● at Minnesota.....	L	7-13	64,112
9/17	● BALTIMORE (SN).....	W	19-6	73,464
9/24	● NEW ENGLAND.....	W	10-3	73,344
10/1	● at Cincinnati.....	W	31-16	61,535
10/8	● BUFFALO.....	W	22-13	73,901
10/23	● at New York Jets (MN).....	L	37-40 (OT)	78,389
10/29	● GREEN BAY.....	W	28-20	73,740
11/5	● at Detroit.....	W	23-8	77,813
11/12	● at San Diego.....	W	17-7	56,896
11/19	● NEW YORK JETS.....	L	3-20	74,320
11/26	● at Indianapolis.....	W	17-14	56,935
12/3	● at Buffalo.....	W	33-6	73,002
12/10	● TAMPA BAY.....	L	13-16	74,307
12/17	● INDIANAPOLIS.....	L	13-20	73,884
12/24	● at New England.....	W	27-24	60,292
				1,118,883

2004: Won 4, Lost 12
Fourth - Eastern Division

Head Coaches: Dave Wannstedt (Weeks 1-9)
Jim Bates (Weeks 10-16)

				PAID
9/11	● TENNESSEE	L	7-17	69,987
9/19	● at Cincinnati (SN).....	L	13-16	65,705
9/26	● PITTSBURGH (SN).....	L	3-13	72,225
10/3	● NEW YORK JETS	L	9-17	73,157
10/10	● at New England	L	10-24	68,756
10/17	● at Buffalo	L	13-20	72,714
10/24	● ST. LOUIS	W	31-14	72,945
11/1	● at New York Jets (MN).....	L	14-41	78,216
11/7	● ARIZONA	L	23-24	72,612
11/21	● at Seattle	L	17-24	66,644
11/28	● at San Francisco	W	24-17	66,156
12/5	● BUFFALO	L	32-42	73,084
12/12	● at Denver	L	17-20	75,027
12/20	● NEW ENGLAND (MN) ...	W	29-28	73,629
12/26	● CLEVELAND (SN)	W	10-7	73,169
1/2	● at Baltimore	L	23-30	69,843
				1,143,869

2005: Won 9, Lost 7
Second - Eastern Division

Head Coach: Nick Saban

				PAID
9/11	● DENVER	W	34-10	72,324
9/18	● at New York Jets	L	7-17	77,918
9/25	● CAROLINA	W	27-24	72,288
10/9	● at Buffalo	L	14-20	72,160
10/16	● at Tampa Bay	L	13-27	65,168
10/21	● KANSAS CITY (FR)	L	20-30	68,350
10/30	● at New Orleans	W	21-6	61,643
11/6	● ATLANTA	L	10-17	72,187
11/13	● NEW ENGLAND	L	16-23	73,405
11/20	● at Cleveland	L	0-22	72,773
11/27	● at Oakland	W	33-21	49,097
12/4	● BUFFALO	W	24-23	72,051
12/11	● at San Diego	W	23-21	65,026
12/18	● NEW YORK JETS	W	24-20	72,650
12/24	● TENNESSEE	W	24-10	72,001
1/1	● at New England.....	W	28-26	68,756
				1,107,797

2006: Won 6, Lost 10
Fourth - Eastern Division

Head Coach: Nick Saban

				PAID
9/7	● at Pittsburgh	L	17-28	64,927
9/17	● BUFFALO	L	6-16	72,797
9/24	● TENNESSEE	W	13-10	72,733
10/1	● at Houston	L	15-17	70,071
10/8	● at New England	L	10-20	68,756
10/15	● at New York Jets	L	17-20	77,439
10/22	● GREEN BAY	L	24-34	73,548
11/5	● at Chicago	W	31-13	62,206
11/12	● KANSAS CITY	W	13-10	73,132
11/19	● MINNESOTA	W	24-20	73,070
11/23	● at Detroit	W	27-10	61,562
12/3	● JACKSONVILLE	L	10-24	73,160
12/10	● NEW ENGLAND	W	21-0	74,033
12/17	● at Buffalo	L	0-21	71,011
12/25	● NEW YORK JETS	L	10-13	73,500
12/31	● at Indianapolis	L	22-27	57,310
				1,116,255

2007: Won 1, Lost 15
Fourth - Eastern Division

Head Coach: Cam Cameron

				PAID
9/9	● at Washington	L	13-16 (OT)	90,163
9/16	● DALLAS	L	20-37	71,615
9/23	● at New York Jets	L	28-31	77,197
9/30	● OAKLAND	L	17-35	70,621
10/7	● at Houston	L	19-22	70,156
10/14	● at Cleveland	L	31-41	73,198
10/21	● NEW ENGLAND	L	28-49	71,951
10/28	● N.Y. GIANTS (London, Eng.)	L	10-13	81,176
11/11	● BUFFALO	L	10-13	70,615
11/18	● at Philadelphia	L	7-17	68,934
11/26	● at Pittsburgh (MN)	L	0-3	57,704
12/2	● NEW YORK JETS	L	13-40	71,109
12/9	● at Buffalo	L	17-38	71,018
12/16	● BALTIMORE	W	22-16 (OT)	70,287
12/23	● at New England	L	7-28	68,756
12/30	● CINCINNATI	L	25-38	70,461
				1,085,483

2008: Won 11, Lost 5
First - Eastern Division

Head Coach: Tony Sparano

				PAID
9/7	● NEW YORK JETS	L	14-20	65,859
9/14	● at Arizona	L	10-31	63,445
9/21	● at New England	W	38-13	68,756
10/5	● SAN DIEGO	W	17-10	65,063
10/12	● at Houston	L	28-29	70,023
10/19	● BALTIMORE	L	13-27	64,972
10/26	● BUFFALO	W	25-16	65,011
11/2	● at Denver	W	26-17	75,499
11/9	● SEATTLE	W	21-19	64,862
11/16	● OAKLAND	W	17-15	65,113
11/23	● NEW ENGLAND	L	28-48	67,146
11/30	● at St. Louis	W	16-12	61,046
12/7	● Buffalo (Toronto, Canada)	W	16-3	52,134
12/14	● SAN FRANCISCO	W	14-9	65,893
12/21	● at Kansas City	W	38-31	73,689
12/28	● at New York Jets	W	24-17	79,454
				1,067,965
AMERICAN CONFERENCE WILD CARD PLAYOFF				
1/4	● BALTIMORE	L	9-27	74,240

2009: Won 7, Lost 9
Third - Eastern Division

Head Coach: Tony Sparano

				PAID
	● at Atlanta	L	7-19	67,606
9/21	● INDIANAPOLIS	L	23-27	66,227
9/27	● at San Diego	L	13-23	67,230
10/4	● BUFFALO	W	38-10	65,523
10/12	● NEW YORK JETS	W	31-27	69,767
10/25	● NEW ORLEANS	L	34-46	66,689
11/1	● at New York Jets	W	30-25	77,531
11/8	● at New England	L	17-27	68,756
11/15	● TAMPA BAY	W	25-23	66,085
11/19	● at Carolina	W	24-17	73,475
11/29	● at Buffalo	L	14-31	70,155
12/6	● NEW ENGLAND	W	22-21	70,102
12/13	at Jacksonville	W	14-10	60,457
12/20	● at Tennessee	L	24-27 (OT)	69,143
12/27	● HOUSTON	L	20-27	65,847
1/3	● PITTSBURGH	L	24-30	70,102
				1,160,554

1966 FINAL STATISTICS (3-11)

DATE	OPPONENT	SCORE	W/L	ATT.
9/2	OAKLAND	14-23	L	25,188
9/9	NEW YORK	14-19	L	33,650
9/18	at Buffalo	24-58	L	37,176
10/2	at San Diego	10-44	L	26,444
10/9	at Oakland	10-21	L	28,863
10/16	DENVER	24-7	W	22,191
10/23	at Houston	20-13	W	21,999
11/6	BUFFALO	0-29	L	36,685
11/13	at Kansas City	16-34	L	33,733
11/20	at New York	13-30	L	57,092
11/27	BOSTON	14-20	L	22,480
12/4	at Denver	7-17	L	32,116
12/11	KANSAS CITY	18-19	L	17,881
12/18	HOUSTON	29-28	W	19,274

TEAM STATISTICS		MIA.	OPP.
TOTAL FIRST DOWNS		200	237
By Rushing		75	83
By Passing		103	140
By Penalty		22	14
TOTAL NET YARDS.....		3458	4611
Average Per Game		247.0	329.4
Total Plays.....		884	857
Average Per Play.....		3.9	5.4
NET YARDS RUSHING		1410	1510
Average Per Game		100.7	107.9
Total Rushes.....		394	416
NET YARDS PASSING		2048	3101
Average Per Game		146.3	221.5
Tackled/Yards Lost.....		36/326	16/180
Gross Yards.....		2374	3281
Attempts/Completions.....		454/179	425/198
Completion Percentage.....		39.4	46.6
Had Intercepted		32	41
PUNTS/AVERAGE		82/39.4	64/43.9
PENALTIES/YARDS		70/630	81/882
FUMBLES/BALL LOST		29/10	25/15
TOUCHDOWNS		26	44
By Rushing		5	15
By Passing		16	25
By Returns		5	4

Score By Quarters	1	2	3	4	Total
DOLPHINS	39	64	24	86	- 213
OPPONENTS	64	131	83	84	- 362

RUSHING	NO.	YDS.	AVG.	LG	TD
Auer.....	121	416	3.4	41	4
Gilchrist.....	72	262	3.6	22	0
Joe.....	71	232	3.3	14	0
Wilson.....	27	137	5.1	37	0
Casares.....	43	135	3.1	10	0
Price.....	31	107	3.4	14	0
Chesser.....	16	74	4.6	19	0
Jackson.....	2	22	11.0	24	0
Stofa.....	3	17	5.7	14	0
Wood.....	5	6	1.2	7	1
Norton.....	3	2	0.6	3	0
DOLPHINS	394	1410	3.6	41	5
OPPONENTS	416	1510	3.6	50	15

RECEIVING	NO.	YDS.	AVG.	LG	TD
Kocourek.....	27	320	11.9	43	2
Roberson.....	26	519	20.0	80t	2
Auer.....	22	263	12.0	27	4
Noonan.....	17	224	13.2	35	1

PASSING	ATT.	COMP.	YDS.	PCT.	TD	INT.	LG	SCK/LST	RATING
Wood.....	230	83	993	36.1	4	14	71	20/207	30.5
Wilson.....	112	46	764	41.1	5	10	80t	11/77	42.4
Stofa.....	57	29	425	50.9	4	2	48	3/29	84.3
Norton.....	55	21	192	38.2	3	6	43	2/13	27.0
DOLPHINS.....	454	179	2374	39.4	16	32	80t	36/326	39.1
OPPONENTS.....	425	198	3281	46.6	25	32	89t	16/180	61.3

Jackson.....	16	317	19.8	48	2
Joe.....	13	116	8.9	67	1
Gilchrist.....	13	110	8.5	22	1
Roderick.....	11	156	14.2	64	1
Twilley.....	10	128	12.8	20	0
Casares.....	8	45	5.6	20	1
Cronin.....	7	83	11.9	25	1
Mingo.....	3	40	13.3	21	0
Moreau.....	2	15	7.5	9	0
Price.....	2	14	7.0	9	0
Matthews.....	1	20	20.0	20	0
Chesser.....	1	4	4.0	4	0
DOLPHINS	179	2374	13.3	80t	16
OPPONENTS	198	3281	16.6	89t	25

INTERCEPTIONS	NO.	YDS.	AVG.	LG	TD
West.....	8	62	7.8	27	0
Warren.....	5	198	39.6	70t	1
Westmoreland.....	4	104	26.0	42	1
Erlandson.....	3	31	10.3	26t	1
Jaquess.....	3	27	9.0	27t	1
McDaniel.....	2	20	10.0	20	0
McGeever.....	2	15	7.5	15	0
Faison.....	1	26	26.0	26	0
Neff.....	1	22	22.0	22	0
Emanuel.....	1	14	14.0	14	0
Rudolph.....	1	3	3.0	3	0
DOLPHINS	31	522	16.8	70t	4
OPPONENTS	32	370	11.6	60t	1

PUNTING	NO.	YDS.	AVG.	LG	BK
Wilson.....	42	1772	42.1	63	1
McDaniel.....	32	1222	38.2	54	0
Chesser.....	7	233	33.3	39	0
DOLPHINS	82	3227	39.4	63	1
OPPONENTS	64	2809	43.9	70	0

PUNT RET.	NO.	YDS.	AVG.	LG	TD
Neff.....	10	60	6.0	15	0
Auer.....	5	99	19.8	56	0
Matthews.....	4	38	9.5	19	0
Jackson.....	2	7	3.5	7	0
DOLPHINS	21	204	9.7	56	0
OPPONENTS	40	412	10.3	72t	1

KICKOFF RET.	NO.	YDS.	AVG.	LG	TD
Auer.....	28	698	24.9	95t	1
Neff.....	15	376	25.1	90	0
Matthews.....	5	109	21.8	29	0
Hunter.....	5	84	16.8	29	0
Jaquess.....	5	77	15.4	23	0
Jackson.....	4	105	26.3	34	0
Roderick.....	1	17	17.0	17	0
Branch.....	1	15	15.0	15	0
Bruggers.....	1	3	3.0	3	0
Noonan.....	0	23	-	23	0
DOLPHINS	65	1507	23.2	95t	1
OPPONENTS	46	939	43.9	96t	1

SCORING	Ru	Pa	Rt	PAT	FG	S	2	TP
Auer.....	4	4	1	0	0	0	0	54
Mingo.....	0	0	0	23/210	22	0	0	53
Jackson.....	0	2	0	0	0	0	0	12
Kocourek.....	0	2	0	0	0	0	0	12
Roberson.....	0	2	0	0	0	0	0	12

Joe.....	0	1	0	0	0	0	1	8
Casares.....	0	1	0	0	0	0	0	6
Cronin.....	0	1	0	0	0	0	0	6
Erlandson.....	0	1	0	0	0	0	0	6
Gilchrist.....	0	1	0	0	0	0	0	6
Jaquess.....	0	1	0	0	0	0	0	6
Noonan.....	0	1	0	0	0	0	0	6
Roderick.....	0	1	0	0	0	0	0	6
Warren.....	0	1	0	0	0	0	0	6
Westmoreland.....	0	1	0	0	0	0	0	6
Wood.....	1	0	0	0	0	0	0	6
Wilson.....	0	0	0	0	0	0	1	2
DOLPHINS	5	16	5	23/23	10/22	0	1	213
OPPONENTS	15	25	4	38/42	18/36	2	1	362

FIELD GOALS	1-19	20-29	30-39	40-49	50+
Mingo.....	2/3	4/6	1/3	3/8	0/2
DOLPHINS	2/3	4/6	1/3	3/8	0/2
OPPONENTS	3/4	7/12	4/8	3/9	1/3

TWO-POINT CONVERSIONS

Joe 1, Wilson 1.
DOLPHINS 2-3, OPPONENTS 1-2

USUAL STARTERS

OFFENSE	
WR - Frank Jackson (7), *John Roderick (4), Karl Noonan (3)	
LT - Maxie Williams (13)	
LG - Ernie Park (11)	
C - Tom Goode (13)	
RG - Billy Neighbors (10)	
RT - Norm Evans (12)	
TE - Dave Kocourek (14)	
WR - Bo Roberson (8), Karl Noonan (4)	
QB - George Wilson, Jr. (7), Dick Wood (4)	
RB - Joe Auer (14)	
FB - Billy Joe (7), Cookie Gilchrist (5)	

DEFENSE	
LDE - Ed Cooke (13)	
LDT - Tom Nomina (11)	
RDT - Rich Zecher (9)	
RDE - LaVerne Torczon (13)	
LLB - Tom Erlandson (14)	
MLB - *Frank Emanuel (11)	
RLB - Wahoo McDaniel (8), Jack Rudolph (4)	
LCB - Jimmy Warren (14)	
RCB - Dick Westmoreland (14)	
SS - Pete Jaquess (9)	
FS - Willie West (14)	

* Indicates rookie

1967 FINAL STATISTICS (4-10)

DATE	OPPONENT	SCORE	W/L	ATT.
9/17	DENVER	35-21	W	29,072
9/24	KANSAS CITY	0-24	L	33,280
10/1	at New York	7-29	L	59,433
10/8	at Kansas City	0-41	L	42,920
10/15	at Boston	10-41	L	17,859
10/22	NEW YORK	14-33	L	28,392
11/5	at Buffalo	13-35	L	30,950
11/12	at San Diego	0-24	L	32,395
11/19	at Oakland	17-31	L	33,753
11/26	BUFFALO	17-14	W	24,357
12/3	at Houston	14-17	L	20,979
12/10	SAN DIEGO	41-24	W	23,007
12/17	BOSTON	41-32	W	22,079
12/23	HOUSTON	10-41	L	29,628

TEAM STATISTICS	MIA.	OPP.
TOTAL FIRST DOWNS	212	269
By Rushing	65	106
By Passing	123	142
By Penalty	24	21
TOTAL NET YARDS.....	3659	4980
Average Per Game	261.4	355.7
Total Plays	847	843
Average Per Play	4.3	5.9
NET YARDS RUSHING.....	1323	2145
Average Per Game	94.5	153.2
Total Rushes	326	466
NET YARDS PASSING.....	2336	2835
Average Per Game	166.9	202.5
Tackled/Yards Lost.....	41/405	28/247
Gross Yards	2741	3082
Attempts/Completions	480/229	349/188
Completion Percentage.....	47.7	53.8
Had Intercepted	28	28
PUNTS/AVERAGE	70/41.6	52/41.1
PENALTIES/YARDS	53/490	59/691
FUMBLES/BALL LOST	36/16	19/8
TOUCHDOWNS	28	53
By Rushing	10	18
By Passing	16	31
By Returns	2	4

Score By Quarters	1	2	3	4	Total
DOLPHINS	27	75	52	65	- 219
OPPONENTS	86	122	101	98	- 407

RUSHING	NO.	YDS.	AVG.	LG	TD
Haynes	56	274	4.9	65t	2
Mitchell	83	269	3.2	22	3
Harper	41	197	4.8	37	1
Price	46	179	3.9	38	1
Griese	37	157	4.2	22	1
Auer	44	128	2.9	23	1
Seiple	3	58	19.3	34	0
Jackson	1	48	48.0	48	0
Norton	7	14	2.0	13	0
Chesser.....	2	3	1.5	2	0
Stofa	2	2	1.0	8t	1
Moreau	1	-2	-2.0	-2	0
Clancy	3	-4	-1.3	-2	0
DOLPHINS	326	1323	4.1	65t	10
OPPONENTS	466	2145	4.6	64	18

RECEIVING	NO.	YDS.	AVG.	LG	TD
Clancy	67	868	13.0	44	2
Moreau	34	410	12.1	43	3
Twilley	24	314	13.1	38	2
Auer	18	218	12.1	68t	2
Mitchell	18	133	7.4	38	1
Haynes	16	100	6.3	22	0
Noonan	12	141	11.8	32	1
Harper	11	212	19.3	40	3
Carpenter	10	127	12.7	42	0
Jackson	9	122	13.6	26	1
Price	8	56	7.0	27	1
Seiple	1	21	21.0	21	0
Beier	1	19	19.0	19	0
DOLPHINS	229	2741	12.0	68t	16
OPPONENTS	188	3082	16.4	51	31

INTERCEPTIONS	NO.	YDS.	AVG.	LG	TD
Westmoreland	10	127	12.7	29	1
Bramlett.....	4	35	8.8	22	0
Warren	4	22	5.5	17	0
Petrella	3	67	22.3	28	0
Erlanson	1	37	37.0	17	0
Neff	1	32	32.0	32	0
Emanuel	1	24	24.0	24	0
Bruggers	1	20	20.0	20	0
West	1	16	16.0	16	0
McDaniel	1	15	15.0	15	0
Beier	1	7	7.0	7	0
DOLPHINS	28	402	14.4	37	1
OPPONENTS	28	395	14.1	55	3

PUNTING	NO.	YDS.	AVG.	LG	BK
Seiple	70	2909	41.6	70	1
DOLPHINS	70	2909	41.6	70	1
OPPONENTS	52	2137	41.1	55	0

PUNT RET.	NO.	YDS.	AVG.	LG	TD
Auer	9	42	4.7	16	0
Haynes	6	37	6.2	20	0
Neff	6	34	5.7	15	0
Harper	4	15	3.8	8	0
DOLPHINS	25	128	5.1	20	0
OPPONENTS	41	268	6.5	34	0

KICKOFF RET.	NO.	YDS.	AVG.	LG	TD
Haynes	22	444	20.2	51	0
Auer	21	441	21.0	47	0
Neff	15	351	23.4	69	0
Roderick	4	63	15.8	19	0
Carpenter	3	87	29.0	45	0
Mitchell	2	57	28.5	37	0
DOLPHINS	67	1443	21.5	69	0
OPPONENTS	46	1067	23.2	42	0

SCORING	Ru	Pa	Rt	PAT	FG	S	2	P
Lusteg	0	0	0	18/18	7/12	0	0	39
Harper	1	3	0	0	0	0	0	24
Mitchell	3	1	0	0	0	0	0	24
Auer	1	2	0	0	0	0	0	18
Moreau	0	3	0	0	0	0	0	18
Clancy	0	2	0	0	0	0	0	12
Haynes	2	0	0	0	0	0	0	12

Mingo.....	0	0	0	9/9	1/6	0	0	12
Price	1	1	0	0	0	0	0	12
Twilley	0	2	0	0	0	0	0	12
Griese	1	0	0	0	0	0	0	6
Jackson ...	0	1	0	0	0	0	0	6
Noonan	0	1	0	0	0	0	0	6
Stofa	1	0	0	0	0	0	0	6
Warren	0	0	1	0	0	0	0	6
Westmoreland	0	0	1	0	0	0	0	6

DOLPHINS	10	16	2	27/27	8/18	0	0	219
OPPONENTS	18	31	4	47/5014/260	0	0	0	407

FIELD GOALS	1-19	20-29	30-39	40-49	50+
Lusteg	5/6	0/2	0/0	2/2	0/2
Mingo	0/0	0/1	1/2	0/3	0/0

DOLPHINS	5/6	0/3	1/2	2/5	0/2
OPPONENTS ..	5/7	3/5	3/6	3/6	0/2

TWO-POINT CONVERSIONS

DOLPHINS 0-1, OPPONENTS 0-3

USUAL STARTERS

OFFENSE

WR - Jack Clancy (9)
 LT - Maxie Williams (14)
 LG - Fred Woodson (7), Ken Rice (4)
 C - Tom Goode (14)
 RG - Billy Neighbors (14)
 RT - Norm Evans (14)
 TE - Doug Moreau (14)
 WR - Frank Jackson (6), Howard Twilley (5)
 QB - *Bob Griese (10)
 RB - Jack Harper (6), Joe Auer (5)
 FB - Sam Price (8), Stan Mitchell (6)

DEFENSE

LDE - Ed Cooke (12)
 LDT - Ray Jacobs (10)
 RDT - *John Richardson (8)
 RDE - Mel Branch (14)
 LLB - Tom Erlanson (6), Jerry Hopkins (6)
 MLB - Frank Emanuel (8), Wahoo McDaniel (6)
 WR - John Bramlett (10)
 LCB - Jimmy Warren (14)
 RCB - Dick Westmoreland (14)
 SS - Willie West (6), Pete Jaquess (4)
 FS - Bob Neff (9)

* Indicates Rookie

PASSING	ATT.	COMP.	YDS.	PCT.	TD	INT.	LG	SCK/LST	RATING
Griese.....	331	166	2005	50.2	15	18	68t	25/240	61.6
Norton	133	53	596	39.8	1	9	32	15/156	28.2
Roberts	10	5	11	50.0	0	1	9	1/9	52.3
Seiple	2	2	61	100.0	0	0	42	0/0	118.8
Stofa	2	2	51	100.0	0	0	45	0/0	118.8
Clancy	1	1	17	100.0	0	0	17	0/0	118.8
Lusteg	1	0	0	0.0	0	0	0	0/0	39.6
DOLPHINS.....	480	229	2741	47.7	16	28	68t	41/405	52.4
OPPONENTS.....	349	188	3082	53.8	31	28	51	28/247	79.9

1968 FINAL STATISTICS (5-8-1)

DATE	OPPONENT	SCORE	W/L	ATT.
9/14	HOUSTON	10-24	L	38,097
9/21	OAKLAND	21-47	L	28,751
9/28	KANSAS CITY	3-48	L	27,732
10/6	at Houston	24-7	W	35,424
10/12	BUFFALO	14-14	T	28,559
10/20	at Cincinnati	24-22	W	25,076
10/27	at Denver	14-21	L	43,411
11/3	at San Diego	28-34	L	31,686
11/10	at Buffalo	21-17	W	28,399
11/17	CINCINNATI	21-38	L	30,304
11/24	at Boston	34-10	W	13,646
12/1	at New York	17-35	L	60,207
12/8	BOSTON	38-7	W	24,242
12/15	NEW YORK	7-31	L	31,302

TEAM STATISTICS		MIA.	OPP.
TOTAL FIRST DOWNS	247	240	
By Rushing	78	116	
By Passing	144	112	
By Penalty	25	12	
TOTAL NET YARDS	4106	4884	
Average Per Game	293.3	348.9	
Total Plays	892	808	
Average Per Play	4.6	6.0	
NET YARDS RUSHING	1704	2172	
Average Per Game	121.7	193.7	
Total Rushes	417	445	
NET YARDS PASSING	2402	2712	
Average Per Game	171.6	155.1	
Tackled/Yards Lost	52/441	27/192	
Gross Yards	2843	2904	
Attempts/Completions	423/216	342/179	
Completion Percentage	51.1	52.3	
Had Intercepted	22	22	
PUNTS/AVERAGE	75/40.6	55/43.6	
PENALTIES/YARDS	48/485	70/635	
FUMBLES/BALL LOST	17/8	28/18	
TOUCHDOWNS	36	45	
By Rushing	12	19	
By Passing	21	23	
By Returns	3	3	

Score By Quarters	1	2	3	4	Total
DOLPHINS	44	93	52	87	- 276
OPPONENTS	78	131	52	94	- 355

RUSHING	NO.	YDS.	AVG.	LG	TD
Kick	165	621	3.8	25	4
Csonka	138	540	3.9	40	6
Griese	42	230	5.5	35	1
Mitchell	54	176	3.3	30	1
Milton	2	46	23.0	34	0
Seiple	5	42	8.4	32	0
Price	5	27	5.4	15	0
Tucker	4	13	3.3	7	0
Norton	1	9	9.0	9	0
Hammond	1	0	0.0	0	0
DOLPHINS	417	1704	4.1	40	12
OPPONENTS	445	2172	4.9	76	19

RECEIVING	NO.	YDS.	AVG.	LG	TD
Noonan	58	760	13.1	50	11
Kick	44	422	9.6	38	0
Twilley	39	604	15.5	40	1
Moreau	27	365	13.5	28	3
Cox	11	147	13.4	30	0

PASSING	ATT.	COMP.	YDS.	PCT.	TD	INT.	LG	SCK/LST	RATING
Griese	355	186	2473	52.4	21	16	50	43/372	75.7
Norton	41	17	254	41.5	0	4	65	7/58	32.9
Hammond	26	13	116	50.0	0	2	25	2/11	30.3
Kick	1	0	0	0.0	0	0	0	0/0	39.6
DOLPHINS	423	216	2843	51.1	21	22	65	52/441	67.5
OPPONENTS	342	179	2904	52.3	23	22	80t	27/192	76.7

Csonka	11	118	10.7	65	1
Milton	9	143	15.9	38	1
Mitchell	8	190	23.8	48	3
Seiple	7	69	9.9	20	1
Darnall	2	25	12.5	13	0
DOLPHINS	216	2843	13.2	65	21
OPPONENTS	179	2904	16.2	80t	23

INTERCEPTIONS	NO.	YDS.	AVG.	LG	TD
Anderson	8	230	28.8	96t	1
West	4	102	25.5	32	0
Warren	2	27	13.5	18	0
Bramlett	2	14	7.0	14	0
Emanuel	2	8	4.0	6	0
Petrella	1	4	4.0	4	0
Edmunds	1	1	1.0	1	0
Lamb	1	0	0.0	0	0
Westmoreland	1	0	0.0	0	0
DOLPHINS	22	386	17.5	96t	1
OPPONENTS	22	432	19.6	66t	3

PUNTING	NO.	YDS.	AVG.	LG	BK
Seiple	75	3044	40.6	60	0
DOLPHINS	75	3044	40.6	60	0
OPPONENTS	55	2397	43.6	62	0

PUNT RET.	NO.	YDS.	AVG.	LG	TD
Neff	8	71	8.9	20	0
Milton	6	55	9.2	26	0
Tucker	5	40	8.0	15	0
Anderson	5	18	3.6	10	0
Warren	2	-1	-0.5	0	0
Washington	1	15	15.0	15	0
Harper	1	7	7.0	7	0
DOLPHINS	28	205	7.3	26	0
OPPONENTS	28	250	9.0	48	0

KICKOFF RET.	NO.	YDS.	AVG.	LG	TD
Milton	18	408	22.7	74	0
Warren	10	227	22.7	36	0
Anderson	6	106	17.7	25	0
Neff	5	190	38.0	95	0
Tucker	3	54	18.0	25	0
Urbanek	2	15	7.5	10	0
Kick	1	28	28.0	28	0
Lamb	1	24	24.0	24	0
Price	1	22	22.0	22	0
Harper	1	18	18.0	18	0
Richardson	1	1	1.0	1	0
Woodson	1	0	0.0	0	0
Cox	0	41	-	41	0
DOLPHINS	50	1134	22.7	95	0
OPPONENTS	54	1108	20.5	44	0

SCORING	Ru	Pa	Rt	PAT	FG	S	2	TP
Noonan	0	11	0	0	0	0	0	66
Keys	0	0	30/30	7/16	0	0	0	51
Csonka	6	1	0	0	0	0	0	42
Moreau	0	3	0	6/6	1/3	0	0	27
Mitchell	1	3	0	0	0	0	0	24
Kick	4	0	0	0	0	0	0	24
Anderson	0	0	1	0	0	0	0	6
Emanuel	0	0	1	0	0	0	0	6
Milton	0	1	0	0	0	0	0	6
Griese	1	0	0	0	0	0	0	6
Seiple	0	1	0	0	0	0	0	6

Twilley	0	1	0	0	0	0	0	6
West	0	0	1	0	0	0	0	6
DOLPHINS	12	21	3	36/36	8/19	0	0	276
OPPONENTS	19	23	3	44/44	12/23	2	1	355

FIELD GOALS	1-19	20-29	30-39	40-49	50+
Keys	3/3	3/5	1/4	0/4	0/0
Moreau	0/1	1/1	0/1	0/0	0/0
DOLPHINS	3/4	4/6	1/5	0/4	0/0
OPPONENTS	3/3	5/7	2/6	0/4	2/3

TWO-POINT CONVERSIONS	
DOLPHINS 0-0, OPPONENTS 1-2	

SACKS	
Branch 11.0, Fernandez 4.0, Bramlett 2.0, Emanuel 2.0, Jacobs 2.0, Riley 2.0, Woodson 1.0, Nomina 1.0, Richardson 1.0, Edmunds 1.0.	
DOLPHINS 27.0, OPPONENTS 52.0	

STARTERS	
OFFENSE	
WR - Karl Noonan (14)	
LT - *Doug Crusan (7), Maxie Williams (6), Norm Evans (1)	
LG - Charlie Fowler (7), Maxie Williams (6), Billy Neighbors (1)	
C - Tom Goode (14)	
RG - Billy Neighbors (12), Charlie Fowler (2)	
RT - Norm Evans (12), Maxie Williams (2)	
TE - Doug Moreau (10), Larry Seiple (2), *Jim Cox (1), *Gene Milton (1)	
WR - Howard Twilley (14)	
QB - Bob Griese (13), Rick Norton (1)	
RB - *Jim Kick (12), Stan Mitchell (2)	
FB - Larry Csonka (9), Jim Kick (4), Stan Mitchell (1)	

DEFENSE	
LDE - Jim Riley (8), *Manny Fernandez (5), Fred Woodson (1)	
LDT - Tom Nomina (13), Ray Jacobs (1)	
RDT - Ray Jacobs (10), John Richardson (3), Tom Nomina (1)	
RDE - Mel Branch (7), *Manny Fernandez (7)	
LLB - *Randall Edmunds (14)	
MLB - Frank Emanuel (12), Ray Jacobs (1), Wahoo McDaniel (1)	
RLB - John Bramlett (10), Ed Weisacosky (2), Frank Emanuel (1), Bob Bruggers (1)	
LCB - Jimmy Warren (14)	
RCB - Dick Westmoreland (9), Mack Lamb (4), *Dick Anderson (1)	
SS - Bob Petrella (5), *Dick Anderson (4), Willie West (4), Dick Westmoreland (1)	
FS - *Dick Anderson (7), Willie West (5), Bob Petrella (2)	

* Indicates Rookie

1969 FINAL STATISTICS (3-10-1)

DATE	OPPONENT	SCORE	W/L	ATT.
9/14	at Cincinnati	21-27	L	24,487
9/20	at Oakland	17-20	L	48,477
9/28	at Houston	10-22	L	40,387
10/4	OAKLAND	20-20	T	32,668
10/11	SAN DIEGO	14-21	L	33,073
10/19	at Kansas City	10-17	L	47,038
10/26	BUFFALO	24-6	W	39,194
11/2	at N.Y. Jets	31-34	L	60,793
11/9	at Boston	17-16	W	10,665
11/16	at Buffalo	3-28	L	32,344
11/23	HOUSTON	7-32	L	27,114
11/30	Boston (at Tampa)	23-38	L	27,179
12/7	DENVER	27-24	W	24,972
12/14	N.Y. JETS	9-27	L	42,148

TEAM STATISTICS	MIA.	OPP.
TOTAL FIRST DOWNS	224	206
By Rushing	73	66
By Passing	131	126
By Penalty	20	14
TOTAL NET YARDS.....	3590	4126
Average Per Game	256.5	294.8
Total Plays	878	851
Average Per Play.....	4.1	4.8
NET YARDS RUSHING	1513	1489
Average Per Game	108.1	106.4
Total Rushes	401	422
NET YARDS PASSING	2077	2637
Average Per Game	148.4	188.4
Tackled/Yards Lost.....	53/481	28/208
Gross Yards	2558	2845
Attempts/Completions.....	424/201	404/196
Completion Percentage.....	47.4	48.5
Had Intercepted	29	18
PUNTS/AVERAGE	85/40.6	80/44.1
PENALTIES/YARDS	53/631	66/840
FUMBLES/BALL LOST	27/13	27/13
TOUCHDOWNS	28	37
By Rushing	12	9
By Passing	12	25
By Returns	4	3

Score By Quarters	1	2	3	4	Total
DOLPHINS	60	79	33	61	- 233
OPPONENTS	71	97	59	105	- 332

RUSHING	NO.	YDS.	AVG.	LG	TD
Kick.....	180	575	3.2	27	9
Csonka	131	566	4.3	54t	2
Morris	23	110	4.8	37	1
Griese	21	102	4.9	22	0
Mitchell	28	80	2.9	12	0
Milton	7	62	8.9	27	0
Norton	8	16	2.0	9	0
Hines	1	7	7.0	7	0
Seiple	1	6	6.0	6	0
Noonan	1	-11	-11.0	-11	0
DOLPHINS	401	1513	3.8	54t	12
OPPONENTS	422	1489	3.5	80t	9

RECEIVING	NO.	YDS.	AVG.	LG	TD
Seiple	41	577	14.1	41t	5
Kick.....	29	443	15.3	53t	1
Noonan	29	307	10.6	27	3
Clancy	21	289	13.8	50	1
Csonka	21	183	8.7	42	1
Milton	12	179	14.9	49	0

PASSING	ATT.	COMP.	YDS.	PCT.	TD	INT.	LG	SCK/LST	RATING
Griese.....	252	121	1695	48.0	10	16	53t	33/289	56.9
Norton.....	148	65	709	43.9	2	11	29	18/175	32.2
Stofa.....	23	14	146	60.9	0	2	42	2/17	43.0
Seiple.....	1	1	8	100.0	0	0	8	0/0	118.8
DOLPHINS.....	424	201	2077	47.4	12	29	53t	53/481	42.9
OPPONENTS.....	404	196	2637	48.5	25	18	93t	28/208	71.8

Twiley	10	158	15.8	33	1
Moreau	10	136	13.6	35	0
Mitchell	10	125	12.5	34	0
Morris	6	65	10.8	29	0
Boutwell.....	4	29	7.3	12	0
Mertens.....	2	26	13.0	15	0
Hines.....	2	23	11.5	22	0
Pryor.....	2	-3	-1.5	0	0
Darnall.....	1	13	13.0	13	0
Anderson.....	1	8	8.0	8	0

DOLPHINS	201	2558	12.7	53t	12
OPPONENTS ..	196	2845	14.5	93t	25

INTERCEPTIONS NO.	YDS.	AVG.	LG	TD	
Mumphord.....	5	102	20.4	51	0
Anderson.....	3	106	35.3	40	0
Buoniconiti ..	3	27	9.0	24	0
Weisacosky....	3	10	3.3	7	0
Stanfill.....	2	32	16.0	17t	2
Patrella.....	1	33	33.0	33	0
Beier.....	1	7	7.0	7	0

DOLPHINS	18	317	17.6	51	2
OPPONENTS ..	29	596	20.6	76t	3

PUNTING	NO.	YDS.	AVG.	LG	BK
Seiple	80	3263	40.8	66	2
Anderson.....	5	188	37.6	49	0

DOLPHINS	85	3451	40.6	66	2
OPPONENTS ..	80	3526	44.1	61	0

PUNT RET.	NO.	YDS.	AVG.	LG	TD
Morris	25	172	6.9	38	0
Anderson.....	12	82	6.8	29	0
Beier.....	5	8	1.6	9	0
Milton	1	4	4.0	4	0
Twiley	1	0	0.0	0	0
McCullers.....	1	0	0.0	0	0

DOLPHINS	45	266	5.9	38	0
OPPONENTS ..	30	130	4.3	22	0

KICKOFF RET. NO.	YDS.	AVG.	LG	TD	
Morris	43	1136	26.4	105t	1
Anderson.....	8	166	20.8	37	0
Beier.....	4	58	14.5	17	0
Mertens.....	2	1	0.5	1	0
Hines.....	1	22	22.0	22	0
Mumphord.....	1	0	0.0	0	0
Warren.....	1	0	0.0	0	0

DOLPHINS	60	1383	23.1	105t	1
OPPONENTS ..	47	1073	22.8	73	0

SCORING	Ru	Pa	Rt	PAT	FG	S	2	PT
Kremser.....	0	0	0	26/27	13/22	0	0	65
Kick.....	9	1	0	0	0	0	0	060
Seiple.....	0	5	0	0	0	0	0	30
Csonka	2	1	0	0	0	0	0	18
Noonan	0	3	0	0	0	0	0	18
Morris	1	0	1	0	0	0	0	12
Stanfill.....	0	0	2	0	0	0	0	12
Clancy.....	0	1	0	0	0	0	0	06
Milton.....	0	0	1	0	0	0	0	6
Twiley.....	0	1	0	0	0	0	0	6
DOLPHINS ..	12	12	4	26/27	13/22	0	0	233
OPPONENTS ..	9	25	3	32/33	24/36	0	1	332

FIELD GOALS	1-19	20-29	30-39	40-49	50+
-------------	------	-------	-------	-------	-----

Kremser.....	4/4	4/4	5/9	0/5	0/0
--------------	-----	-----	-----	-----	-----

DOLPHINS	4/4	4/4	5/9	0/5	0/0
OPPONENTS ..	9/10	5/9	7/10	3/5	0/2

TWO-POINT CONVERSIONS

DOLPHINS 0-1, OPPONENTS 1-4

SACKS

Stanfill 8.0, Edmunds 5.0, Fernandez 4.0, Richardson 3.0, Riley 3.0, Buoniconiti 2.0, Weisacosky 2.0, McCullers 1.0.
--

DOLPHINS 28.0, OPPONENTS 53.0

STARTERS

OFFENSE

WR - Jack Clancy (7), Gene Milton (6), Howard Twiley (1)

LT - Doug Crusan (14)

LG - Maxie Williams (12), Larry Little (2)

C - Tom Goode (14)

RG - Larry Little (8), Billy Neighbors (6)

RT - Norm Evans (12), John Boynton (2)

TE - Larry Seiple (8), Doug Moreau (5), *Jim Mertens (1)

WR - Karl Noonan (13), Jimmy Hines (1)

QB - Bob Griese (9), Rick Norton (5)

RB - Jim Kick (14)

FB - Larry Csonka (11), Stan Mitchell (3)

DEFENSE

LDE - Jim Riley (14)

LDT - Manny Fernandez (13), *Bob Heinz (1)

RDT - John Richardson (14)

RDE - *Bill Stanfill (13), *Norm McBride (1)

LLB - Randall Edmunds (14)

MLB - Nick Buoniconiti (13), Frank Emanuel (1)

RLB - Ed Weisacosky (14)

LCB - Jimmy Warren (13), *Lloyd Mumphord (1)

RCB - *Lloyd Mumphord (8), Dick Westmorland (5), Bob Petrella (1)

SS - Tom Beier (7), Bob Petrella (7)

FS - Dick Anderson (14)

* Indicates Rookie

1970 FINAL STATISTICS (10-4)

DATE	OPPONENT	SCORE	W/L	ATT.
9/20	at Boston	14-27	L	27,265
9/27	at Houston	20-10	W	38,779
10/3	OAKLAND	20-13	W	54,412
10/10	at N.Y. Jets	20-6	W	61,801
10/18	at Buffalo	33-14	W	40,820
10/25	CLEVELAND	0-28	L	70,872
11/1	at Baltimore	0-35	L	59,305
11/8	at Philadelphia	17-24	L	53,149
11/15	NEW ORLEANS	21-10	W	41,557
11/22	BALTIMORE	34-17	W	63,362
11/30	at Atlanta	20-7	W	53,303
12/6	BOSTON	37-20	W	46,370
12/13	N.Y. JETS	16-10	W	71,892
12/20	BUFFALO	45-7	W	64,957

TEAM STATISTICS		MIA.	OPP.
TOTAL FIRST DOWNS	228	226	
By Rushing	106	82	
By Passing	100	128	
By Penalty	22	16	
TOTAL NET YARDS	4039	4004	
Average Per Game	288.5	286.0	
Total Plays	827	808	
Average Per Play	4.9	5.0	
NET YARDS RUSHING	2082	1453	
Average Per Game	148.7	103.8	
Total Rushes	492	387	
NET YARDS PASSING	1957	2551	
Average Per Game	139.8	182.2	
Tackled/Yards Lost	36/327	161/157	
Gross Yards	2284	2708	
Attempts/Completions	299/159	403/234	
Completion Percentage	53.2	58.0	
Had Intercepted	19	23	
PUNTS/AVERAGE	58/41.2	63/41.7	
PENALTIES/YARDS	77/834	68/704	
FUMBLES/BALL LOST	24/11	24/15	
TOUCHDOWNS	33	28	
By Rushing	14	8	
By Passing	15	17	
By Returns	4	3	

Score By Quarters	1	2	3	4	Total
DOLPHINS	82	84	45	86	- 297
OPPONENTS	35	85	45	63	- 228

RUSHING	NO.	YDS.	AVG.	LG	TD
Csonka	193	874	4.5	53	6
Kick	191	658	3.4	56	6
Morris	60	409	6.8	40	0
Griese	26	89	3.4	16	2
Mitchell	8	23	2.9	9	0
Seiple	2	21	10.5	24	0
Warfield	2	13	6.5	16	0
Stofa	2	5	2.5	4	0
Pryor	2	0	0.0	0	0
Ginn	5	-1	-0.2	8	0
Noonan	1	-9	-9.0	-9	0
DOLPHINS	492	2082	4.2	56	14
OPPONENTS	387	1453	3.8	26	8

RECEIVING	NO.	YDS.	AVG.	LG	TD
Kick	42	497	11.8	47	0
Warfield	28	703	25.1	54	6
Twilley	22	281	12.8	23	5
Fleming	18	205	11.4	36	0
Morris	12	149	12.4	50	0

PASSING	ATT.	COMP.	YDS.	PCT.	TD	INT.	LG	SCK/LST	RATING
Griese	245	142	2019	58.0	12	17	54	31/282	72.1
Stofa	53	16	240	30.2	3	2	52	5/45	49.3
Kick	1	1	25	100.0	0	0	25	0/0	118.8
DOLPHINS	299	159	2284	53.2	15	19	54	36/327	68.5
OPPONENTS	403	234	2708	58.0	17	22	46	16/157	69.8

Csonka	11	94	8.5	54	0
Noonan	10	186	18.6	51	1
W. Richardson	7	67	9.6	27	1
Mitchell	6	85	14.2	36	1
Seiple	2	14	7.0	7	0
Mandich	1	3	3.0	3	1
DOLPHINS	159	2284	14.4	54	15
OPPONENTS	234	2708	11.6	46	17

INTERCEPTIONS	NO.	YDS.	AVG.	LG	TD
Anderson	8	191	23.9	86	0
Scott	5	112	22.4	47	0
Mumphord	5	35	7.0	32	1
Johnson	3	29	9.7	21	0
Brown	1	32	32.0	32	0
Davis	1	15	15.0	15	0
DOLPHINS	23	414	18.0	86	1
OPPONENTS	19	258	13.6	56	1

PUNTING	NO.	YDS.	AVG.	LG	BK
Seiple	58	2392	41.2	67	0
DOLPHINS	58	2392	41.2	67	0
OPPONENTS	63	2624	41.7	62	0

PUNT RET.	NO.	YDS.	AVG.	LG	TD
Scott	27	290	10.7	77	1
Morris	2	-1	-0.5	0	0
Anderson	1	6	6.0	6	0
DOLPHINS	30	295	9.8	77	1
OPPONENTS	21	241	12.1	80	1

KICKOFF RET.	NO.	YDS.	AVG.	LG	TD
Morris	28	812	29.0	96	1
Ginn	5	59	11.8	26	0
Scott	4	117	29.3	42	0
Mitchell	4	35	8.8	17	0
Seiple	2	5	2.5	3	0
Mandich	2	0	0.0	0	0
Anderson	1	8	8.0	8	0
Foley	1	0	0.0	0	0
Brown	1	0	0.0	0	0
DOLPHINS	48	1036	21.6	96	1
OPPONENTS	55	1142	20.8	99	1

SCORING	Ru	Pa	Rt	PAT	FG	S	TP
Yepremian	0	0	0	31/31	22/29	0	97
Warfield	0	6	0	0	0	0	36
Csonka	6	0	0	0	0	0	36
Kick	6	0	0	0	0	0	36
Twilley	0	5	0	0	0	0	30
Griese	2	0	0	0	0	0	12
Mumphord	0	0	2	0	0	0	12
Mandich	0	1	0	0	0	0	6
Noonan	0	1	0	0	0	0	6
W. Richardson	0	1	0	0	0	0	6
Scott	0	0	1	0	0	0	6
Morris	0	0	1	0	0	0	6
Mitchell	0	1	0	0	0	0	6
Kremser	0	0	0	2/2	0/1	0	2
DOLPHINS	14	15	4	33/33	22/30	0	297
OPPONENTS	8	17	3	27/28	11/22	0	228

FIELD GOALS	1-19	20-29	30-39	40-49	50+
Yepremian	4/4	2/3	5/6	11/15	0/1
Kremser	0/0	0/1	0/0	0/0	0/0
DOLPHINS	4/4	2/4	5/6	11/15	0/1
OPPONENTS	5/5	3/4	2/3	1/8	0/3

SACKS	
Stanfill	6.0, Fernandez 4.5, J. Richardson 2.5, Riley 2.0, Anderson 1.0.
DOLPHINS	16.0, OPPONENTS 36.0

STARTERS	
OFFENSE	
WR - Paul Warfield (11), Karl Noonan (3)	
LT - Doug Crusan (14)	
LG - Maxie Williams (9), Bob Kuechenberg (5)	
C - Bob DeMarco (11), Carl Mauck (3)	
RG - Larry Little (14)	
RT - Norm Evans (14)	
WR - Howard Twilley (13), Willie Richardson (1)	
TE - Marv Fleming (14)	
QB - Bob Griese (14)	
RB - Jim Kiick (14)	
FB - Larry Csonka (14)	

DEFENSE	
LDE - Jim Riley (14)	
LDT - Manny Fernandez (12), Frank Cornish (1), Bob Heinz (1)	
RDT - John Richardson (14)	
RDE - Bill Stanfill (14)	
LLB - Doug Swift (8), Ted Davis (6)	
MLB - Nick Buniconti (14)	
RLB - Mike Kolen (14)	
LCB - Curtis Johnson (14)	
RCB - Lloyd Mumphord (14)	
SS - Dick Anderson (13), Jake Scott (1)	
FS - Jake Scott (13), Dick Anderson (1)	

* Indicates Rookie

1971 FINAL STATISTICS (10-3-1)

DATE	OPPONENT	SCORE	W/L	ATT.
9/19	at Denver	10-10	T	50,499
9/26	at Buffalo	29-14	W	44,626
10/3	N.Y. JETS	10-14	L	67,161
10/10	at Cincinnati	23-13	W	59,090
10/17	NEW ENGLAND	41-3	W	56,222
10/24	at N.Y. Jets	30-14	W	61,170
10/31	at Los Angeles	20-14	W	68,386
11/7	BUFFALO	34-0	W	57,748
11/14	PITTSBURGH	24-21	W	63,178
11/21	BALTIMORE	17-14	W	73,063
11/29	CHICAGO	34-3	W	73,071
12/5	at New England	13-34	L	60,110
12/11	at Baltimore	3-14	L	59,293
12/19	GREEN BAY	27-6	W	74,215

TEAM STATISTICS	MIA.	OPP.
TOTAL FIRST DOWNS	232	214
By Rushing	121	93
By Passing	94	111
By Penalty	17	10
TOTAL NET YARDS	4412	3661
Average Per Game	315.1	261.5
Total Plays	803	791
Average Per Play	5.4	4.7
NET YARDS RUSHING	2429	1661
Average Per Game	173.5	118.6
Total Rushes	486	403
NET YARDS PASSING	1983	2000
Average Per Game	141.6	142.9
Tackled/Yards Lost	25/265	35/293
Gross Yards	2248	2293
Attempts/Completions	293/156	363/206
Completion Percentage	53.2	56.7
Had Intercepted	10	17
PUNTS/AVERAGE	52/40.1	72/40.7
PENALTIES/YARDS	65/632	64/561
FUMBLES/BALL LOST	22/13	38/14
TOUCHDOWNS	33	21
By Rushing	11	10
By Passing	20	10
By Returns	2	1

Score By Quarters	1	2	3	4	Total	
DOLPHINS	81	76	79	79	-	315
OPPONENTS	65	23	44	42	-	174

RUSHING	NO.	YDS.	AVG.	LG	TD
Csonka	195	1051	5.4	28	7
Kick	162	738	4.6	34	3
Morris	57	315	5.5	51	1
Warfield	9	115	12.8	39	0
Ginn	22	97	4.4	46	0
Griese	26	82	3.2	21	0
Leigh	5	15	3.0	7	0
Seiple	1	14	14.0	14	0
Cole	3	11	3.7	4	0
Mira	6	-9	-1.5	0	0
DOLPHINS	486	2429	4.9	51	11
OPPONENTS	403	1661	4.1	46	10

RECEIVING	NO.	YDS.	AVG.	LG	TD
Warfield	43	996	23.2	86t	11
Kick	40	338	8.5	27	0
Twilley	23	349	15.2	41	4
Fleming	13	137	10.5	23	2
Csonka	13	113	8.7	25	1
Noonan	10	180	18.0	43	0
Stowe	5	68	13.6	21	1

PASSING	ATT.	COMP.	YDS.	PCT.	TD	INT.	LG	SCK/LST	RATING
Griese	263	145	2089	55.1	19	9	86t	23/248	90.9
Mira	30	11	159	36.7	1	1	43	2/17	51.9
DOLPHINS	293	156	2248	53.2	20	10	86t	25/265	87.0
OPPONENTS	363	206	2293	56.8	10	17	51	35/293	65.4

Morris	5	16	3.2	11	0
Mandich	3	19	6.3	10	1
Seiple	1	32	32.0	32	0

DOLPHINS	156	2248	14.4	86t	20
OPPONENTS	206	2293	11.1	51	10

INTERCEPTIONS NO. YDS. AVG. LG TD

Scott	7	34	4.9	21	0
Foley	4	14	3.5	18	0
Johnson	2	34	17.0	34	0
Anderson	2	33	16.5	33	0
Buoniconiti	1	16	16.0	16	0
Swift	1	12	12.0	12	0

DOLPHINS	17	143	9.0	34	0
OPPONENTS	10	166	16.6	53t	1

PUNTING NO. YDS. AVG. LG BK

Seiple	52	2087	40.1	73	1
--------	----	------	------	----	---

DOLPHINS	52	2087	40.1	73	1
OPPONENTS	72	2935	40.4	58	0

PUNT RET. NO. YDS. AVG. LG TD

Scott	33	318	9.6	31	0
-------	----	-----	-----	----	---

Anderson	8	114	14.3	47	0
----------	---	-----	------	----	---

DOLPHINS	41	432	10.5	47	0
OPPONENTS	26	106	4.1	29	0

KICKOFF RET. NO. YDS. AVG. LG TD

Morris	15	423	28.2	94t	1
--------	----	-----	------	-----	---

Ginn	10	252	25.2	35	0
------	----	-----	------	----	---

Leigh	4	99	24.8	31	0
-------	---	----	------	----	---

Matheson	3	32	10.7	16	0
----------	---	----	------	----	---

DOLPHINS	32	806	25.2	94t	1
OPPONENTS	59	1180	20.0	35	0

SCORING Ru Pa Rt PAT FG S TP

Yepremian	0	0	0	33/33	28/40	0	117
-----------	---	---	---	-------	-------	---	-----

Warfield	0	11	0	0	0	0	66
----------	---	----	---	---	---	---	----

Csonka	7	1	0	0	0	0	48
--------	---	---	---	---	---	---	----

Twilley	0	4	0	0	0	0	24
---------	---	---	---	---	---	---	----

Kick	3	0	0	0	0	0	18
------	---	---	---	---	---	---	----

Fleming	0	2	0	0	0	0	12
---------	---	---	---	---	---	---	----

Morris	1	0	1	0	0	0	12
--------	---	---	---	---	---	---	----

Johnson	0	0	1	0	0	0	6
---------	---	---	---	---	---	---	---

Mandich	0	1	0	0	0	0	6
---------	---	---	---	---	---	---	---

Stowe	0	1	0	0	0	0	6
-------	---	---	---	---	---	---	---

DOLPHINS	11	20	2	33/33	28/40	0	315
OPPONENTS	10	10	1	21/21	9/21	0	174

FIELD GOALS 1-19 20-29 30-39 40-49 50+

Yepremian	7/7	8/8	6/11	7/12	0/2
-----------	-----	-----	------	------	-----

DOLPHINS	7/7	8/8	6/11	7/12	0/2
-----------------	------------	------------	-------------	-------------	------------

OPPONENTS	5/5	1/4	2/2	0/6	1/4
------------------	------------	------------	------------	------------	------------

SACKS

Fernandez	8.0	Riley	7.5	Stanfill	6.5	Heinz	6.0					
5.0	Cornish	2.0	Swift	2.0	Anderson	1.0	Buoniconiti	1.0	Den Herder	1.0	Powell	1.0

DOLPHINS 35.0, OPPONENTS 25.0

STARTERS

OFFENSE

WR - Paul Warfield (14)
 LT - Doug Crusan (14)
 LG - Bob Kuechenberg (14)
 C - Bob DeMarco (14)
 RG - Larry Little (14)
 RT - Norm Evans (14)
 TE - Marv Fleming (13), Jim Mandich (1)
 WR - Howard Twilley (12), *Otto Stowe (2)
 QB - Bob Griese (13), George Mira (1)
 RB - Jim Kick (11), Mercury Morris (3)
 FB - Larry Csonka (14)

DEFENSE

LDE - Jim Riley (13), Bob Heinz (1)
 LDT - Manny Fernandez (14)
 RDT - Bob Heinz (7), John Richardson (5), Frank Cornish (2)
 RDE - Bob Stanfill (12), Bob Heinz (2)
 LLB - Doug Swift (14)
 MLB - Nick Buoniconiti (14)
 RLB - Mike Kolen (10), Jesse Powell (3), Bob Matheson (1)
 LCB - Tim Foley (14)
 RCB - Curtis Johnson (10), Lloyd Mumphord (4)
 SS - Dick Anderson (14)
 FS - Jake Scott (14)

* Indicates Rookie

1972 FINAL STATISTICS (14-0)

DATE	OPPONENT	SCORE	W/L	ATT.
9/17	at Kansas City	20-10	W	78,736
9/24	HOUSTON	34-13	W	75,069
10/1	at Minnesota	16-14	W	45,766
10/8	at N.Y. Jets	27-17	W	61,720
10/15	SAN DIEGO	24-10	W	78,212
10/22	BUFFALO	24-23	W	78,175
10/29	at Baltimore	23-0	W	59,303
11/5	at Buffalo	30-16	W	45,659
11/12	NEW ENGLAND	52-0	W	78,148
11/19	N.Y. JETS	28-24	W	78,166
11/27	ST. LOUIS	31-10	W	78,190
12/3	at New England	37-21	W	60,144
12/10	at N.Y. Giants	23-13	W	62,728
12/16	BALTIMORE	16-0	W	78,202

TEAM STATISTICS	MIA.	OPP.
TOTAL FIRST DOWNS	291	186
By Rushing	170	76
By Passing	102	96
By Penalty	19	14
TOTAL NET YARDS.....	5036	3297
Average Per Game	359.1	235.5
Total Plays.....	893	771
Average Per Play.....	5.6	4.3
NET YARDS RUSHING	2960	1548
Average Per Game	210.8	110.6
Total Rushes.....	613	389
NET YARDS PASSING	2076	1749
Average Per Game	148.3	124.9
Tackled/Yards Lost.....	21/159	34/280
Gross Yards.....	2235	2029
Attempts/Completions.....	259/144	348/178
Completion Percentage.....	55.6	51.1
Had Intercepted	12	26
PUNTS/AVERAGE	44/39.4	67/41.8
PENALTIES/YARDS	68/714	70/659
FUMBLES/BALL LOST	25/16	32/20
TOUCHDOWNS	45	21
By Rushing	26	8
By Passing	17	10
By Returns	2	3

Score By Quarters	1	2	3	4	Total
DOLPHINS	94	108	98	85	= 385
OPPONENTS	36	47	29	59	= 171

RUSHING	NO.	YDS.	AVG.	LG	TD
Csonka	213	1117	5.2	45	6
Morris	190	1000	5.3	33	12
Kick	137	521	3.8	26	5
Ginn	27	142	5.3	22	1
Leigh	21	79	3.8	10	0
Morrall	17	67	3.9	31t	1
Warfield	4	23	5.8	21	0
Griese	3	11	3.7	5	1
Del Gaizo	1	0	0.0	0	0
DOLPHINS	613	2960	4.8	45	26
OPPONENTS	389	1548	4.0	40	8

RECEIVING	NO.	YDS.	AVG.	LG	TD
Warfield	29	606	20.9	47	3
Kick	21	147	7.0	15	1
Twilley	20	364	18.2	44	3
Briscoe	16	279	17.4	51t	4
Morris	15	168	11.2	34	0
Stowe	13	276	21.2	49	2

PASSING	ATT.	COMP.	YDS.	PCT.	TD	INT.	LG	SCK/LST	RATING
Morrall	150	83	1360	55.3	11	7	49	14/114	91.0
Griese	97	53	638	54.6	4	4	39	7/45	71.6
Del Gaizo	9	5	165	55.6	2	1	51t	0/0	100.5
Briscoe	3	3	72	100.0	0	0	26	0/0	118.8
DOLPHINS.....	259	144	2235	55.6	17	12	51t	21/159	86.9
OPPONENTS.....	348	178	2029	51.1	10	26	82t	34/280	47.5

Fleming	13	156	12.0	31	1
Mandich	11	168	15.3	39	3
Csonka	5	48	9.6	14	0
Ginn	1	23	23.0	23	0
DOLPHINS	144	2235	15.5	51t	17
OPPONENTS	178	2029	11.4	82t	10

INTERCEPTIONS	NO.	YDS.	AVG.	LG	TD
Scott	5	73	14.6	31	0
Mumphord.....	4	50	12.5	28t	1
Anderson.....	3	34	11.3	22	0
Foley	3	25	8.3	15	0
Johnson	3	20	6.7	13	0
Swift	3	5	1.7	4	0
Buoniconti.....	2	17	8.5	10	0
Babb	1	24	24.0	24	0
Den Herder ...	1	24	24.0	24	0
Kolen	1	14	14.0	14	0
DOLPHINS	26	286	11.0	31	1
OPPONENTS	12	249	20.8	43	2

PUNTING	NO.	YDS.	AVG.	LG	BK
Seiple	36	1437	39.9	54	0
Lothridge.....	4	150	37.5	42	0
Anderson.....	4	147	36.8	45	0
DOLPHINS	44	1734	39.4	54	0
OPPONENTS	63	2613	41.8	67	2

PUNT RET.	NO.	YDS.	AVG.	LG	TD
Leigh	22	210	9.5	27	0
Scott	13	100	7.7	15	0
Anderson.....	5	19	3.8	17	0
DOLPHINS	40	329	8.2	27	0
OPPONENTS	17	67	3.9	13	0

KICKOFF RET.	NO.	YDS.	AVG.	LG	TD
Morris	14	334	23.9	33	0
Leigh	6	153	25.5	45	0
Matheson	2	34	17.0	17	0
Ginn	1	25	25.0	25	0
Briscoe	1	0	0.0	0	0
DOLPHINS	24	546	22.8	45	0
OPPONENTS	56	1283	22.9	39	0

SCORING	Ru	Pa	Rt	PAT	FG	S	TP
Yepremian	0	0	0	43/45	24/37	0	115
Morris	12	0	0	0	0	0	72
Csonka	6	0	0	0	0	0	36
Kick	5	1	0	0	0	0	36
Briscoe	0	4	0	0	0	0	24
Mandich	0	3	0	0	0	0	18
Twilley	0	3	0	0	0	0	18
Warfield	0	3	0	0	0	0	18
Stowe	0	2	0	0	0	0	12
Anderson.....	0	0	1	0	0	0	6
Fleming	0	1	0	0	0	0	6
Ginn	1	0	0	0	0	0	6
Griese	1	0	0	0	0	0	6
Morrall	1	0	0	0	0	0	6
Mumphord.....	0	0	1	0	0	0	6
DOLPHINS	26	17	2	43/45	24/37	0	385
OPPONENTS	8	10	3	18/21	9/16	0	171

FIELD GOALS	1-19	20-29	30-39	40-49	50+
Yepremian	7/7	3/3	7/8	4/11	3/8

DOLPHINS	7/7	3/3	7/8	4/11	3/8
OPPONENTS ..	3/3	2/4	3/3	1/4	0/2

SACKS

Den Herder 10.5, Stanfill 10.0, Fernandez 5.0, Matheson 2.5, Heinz 2.0, Buoniconti 1.0, Dunaway 1.0, M. Moore 1.0, Swift 1.0.

DOLPHINS 34.0, OPPONENTS 21.0

STARTERS

OFFENSE

WR - Paul Warfield (11), Otto Stowe (3)
LT - Doug Crusan (10), Wayne Moore (4)
LG - Bob Kuechenberg (14)
C - Jim Langer (14)
RG - Larry Little (14)
RT - Norm Evans (14)
TE - Marv Fleming (14)
WR - Howard Twilley (11), Marlon Briscoe (3)
QB - Earl Morrall (9), Bob Griese (5)
RB - Mercury Morris (11), Jim Kick (3)
FB - Larry Csonka (14)

DEFENSE

LDE - Vern Den Herder (14)
LDT - Manny Fernandez (14)
RDT - Bob Heinz (8), Jim Dunaway (6)
RDE - Bill Stanfill (14)
LLB - Doug Swift (14)
MLB - Nick Buoniconti (14)
RLB - Mike Kolen (13), Bob Matheson (1)
LCB - Tim Foley (13), Curtis Johnson (1)
RCB - Curtis Johnson (13), Tim Foley (1)
SS - Jake Scott (13), Dick Anderson (1)
FS - Dick Anderson (13), Jake Scott (1)

1973 FINAL STATISTICS (12-2)

DATE	OPPONENT	SCORE	W/L	ATT.
9/16	SAN FRANCISCO	21-13	W	68,275
9/23	at Oakland	7-12	L	74,421
9/30	NEW ENGLAND	44-23	W	62,508
10/7	N.Y. JETS	31-3	W	63,850
10/15	at Cleveland	17-9	W	72,070
10/21	BUFFALO	27-6	W	65,241
10/28	at New England	30-14	W	57,617
11/4	at N.Y. Jets	24-14	W	57,591
11/11	BALTIMORE	44-0	W	60,332
11/18	at Buffalo	17-0	W	77,138
11/22	at Dallas	14-7	W	58,089
12/3	PITTSBURGH	30-26	W	68,901
12/9	at Baltimore	3-16	L	41,005
12/15	DETROIT	34-7	W	53,375

TEAM STATISTICS	MIA.	OPP.
TOTAL FIRST DOWNS	215	195
By Rushing	111	109
By Passing	91	78
By Penalty	13	8
Third Down: Made/Att.....	67/175	86/231
TOTAL NET YARDS.....	4103	3281
Average Per Game	293.1	234.4
Total Plays	776	876
Average Per Play.....	5.3	3.7
NET YARDS RUSHING	2521	1991
Average Per Game	180.1	142.2
Total Rushes	507	511
NET YARDS PASSING	1582	1290
Average Per Game	113.0	92.1
Tackled/Yards Lost.	13/93	45/314
Gross Yards	1675	1604
Attempts/Completions.....	256/133	320/151
Completion Percentage.....	52.0	47.2
Had Intercepted	12	21
PUNTS/AVERAGE	48/42.3	76/36.4
PENALTIES/YARDS	52/416	61/616
FUMBLES/BALL LOST	22/16	29/8
TOUCHDOWNS	38	15
By Rushing	16	10
By Passing	17	5
By Returns	5	0

Score By Quarters	1	2	3	4	OT	Total
DOLPHINS	106	117	53	67	0	343
OPPONENTS	19	50	35	46	0	150

RUSHING	NO.	YDS.	AVG.	LG	TD
Csonka	219	1003	4.6	25	5
Morris	149	954	6.4	70	10
Kick	76	257	3.4	32	0
Leigh	22	134	6.1	34	1
Nottingham	24	134	5.6	30	0
Griese	13	20	1.5	21	0
Warfield	1	15	15.0	15	0
Morrall	1	9	9.0	9	0
Briscoe	2	-5	-2.5	2	0
DOLPHINS	507	2521	5.0	70	16
OPPONENTS	511	1991	3.9	36	10

RECEIVING	NO.	YDS.	AVG.	LG	TD
Briscoe	30	447	14.9	53	2
Warfield	29	514	17.7	45	11
Kick	27	208	7.7	22	0
Mandich	24	302	12.6	28	4
Csonka	7	22	3.1	9	0
Morris	4	51	12.8	36	0
Leigh	4	9	2.3	7	0

PASSING	ATT.	COMP.	YDS.	PCT.	TD	INT.	LG	SCK/LST	RATING
Griese.....	218	116	1422	53.2	17	8	46	11/75	84.3
Morrall.....	38	17	253	44.7	0	4	53	2/18	27.5
DOLPHINS.....	256	133	1675	52.0	17	12	53	13/93	72.3
OPPONENTS.....	320	151	1604	47.2	5	21	42	45/314	40.2

Fleming	3	22	7.3	15	0
Sellers	2	54	27.0	42	0
Twilley	2	30	15.0	19	0
Nottingham	1	16	16.0	16	0
DOLPHINS	133	1675	12.6	53	17
OPPONENTS	151	1604	10.6	42	5

INTERCEPTIONS	NO.	YDS.	AVG.	LG	TD
Anderson.....	8	163	20.4	38	2
Scott	4	71	17.8	29	0
Kolen	2	54	27.0	29	0
Foley	2	22	11.0	15	0
Johnson	2	19	9.5	17	0
Stucky	1	4	4.0	4	0
Ball	1	2	2.0	2	0
Swift	1	0	0.0	0	0
DOLPHINS	21	335	16.0	38	2
OPPONENTS	12	190	15.8	48	0

PUNTING	NO.	YDS.	AVG.	LG	BK
Seiple	48	2031	42.3	57	0
DOLPHINS	48	2031	42.3	57	0
OPPONENTS	76	2918	38.4	60	2

PUNT RET.	NO.	YDS.	AVG.	LG	TD
Scott	22	266	12.1	33	0
Leigh	9	64	7.1	26	0
Anderson.....	6	52	8.7	27	0
DOLPHINS	37	382	10.3	33	0
OPPONENTS	28	182	6.5	27	0

KICKOFF RET.	NO.	YDS.	AVG.	LG	TD
Morris	11	242	22.0	29	0
Leigh	9	251	27.9	51	0
Scott	2	20	10.0	20	0
Bannon	1	10	10.0	10	0
Seiple	1	0	0.0	0	0
DOLPHINS	24	523	21.8	51	0
OPPONENTS	56	1116	19.9	42	0

SCORING	Ru	Pa	Rt	PAT	FG	S	PT
Yepremian	0	0	0	38/38	25/37	0	113
Warfield	0	11	0	0	0	0	66
Morris	10	0	0	0	0	0	60
Csonka	5	0	0	0	0	0	30
Mandich	0	4	0	0	0	0	24
Anderson.....	0	0	2	0	0	0	12
Briscoe	0	2	0	0	0	0	12
Foley	0	0	2	0	0	0	12
Buoniconti	0	0	1	0	0	0	6
Leigh	1	0	0	0	0	0	6
Johnson	0	0	0	0	0	1	2
DOLPHINS	16	17	5	38/38	25/37	1	343
OPPONENTS	10	5	0	13/15	15/27	0	150

FIELD GOALS	1-19	20-29	30-39	40-49	50+
Yepremian	5/5	8/10	6/9	5/9	1/4
DOLPHINS	5/5	8/10	6/9	5/9	1/4
OPPONENTS	5/5	0/2	6/8	3/8	1/4

SACKS
Stanfill 18.5, Den Herder 10.0, Fernandez 6.5, Matheson 3.0, Heinz 2.5, Ball 2.0, Buoniconti 1.0, M. Moore 1.0, Swift 0.5.
DOLPHINS 45.0, OPPONENTS 13.0

STARTERS
OFFENSE
WR - Paul Warfield (14)
LT - Wayne Moore (12), Doug Crusan (2)
LG - Bob Kuechenberg (13), Irv Goode (1)
C - Jim Langer (14)
RG - Larry Little (13), *Ed Newman (1)
RT - Norm Evans (14)
TE - Marv Fleming (11), Jim Mandich (3)
WR - Marlin Briscoe (14)
QB - Bob Griese (13), Earl Morrall (1)
RB - Mercury Morris (10), Jim Kick (4)
FB - Larry Csonka (14)
DEFENSE
LDE - Vern Den Herder (14)
LDT - Manny Fernandez (13), Maulty Moore (1)
RDT - Bob Heinz (13), Larry Woods (1)
RDE - Bill Stanfill (13), Bob Heinz (1)
LLB - Doug Swift (14)
MLB - Nick Buoniconti (13), Bob Matheson (1)
RLB - Mike Kolen (13), Bob Matheson (1)
LCB - Tim Foley (10), Lloyd Mumphord (3), Curtis Johnson (1)
RCB - Curtis Johnson (13), Dick Anderson (1)
SS - Jake Scott (13), Dick Anderson (1)
FS - Dick Anderson (12), Tim Foley (1), Jake Scott (1)

* Indicates Rookie

1974 FINAL STATISTICS (11-3)

DATE	OPPONENT	SCORE	W/L	ATT.
9/15	at New England	24-34	L	54,913
9/22	at Buffalo	24-16	W	78,990
9/29	at San Diego	28-21	W	44,706
10/7	N.Y. JETS	21-17	W	61,527
10/13	at Washington	17-20	L	54,395
10/20	KANSAS CITY	9-3	W	67,779
10/27	BALTIMORE	17-7	W	65,868
11/3	ATLANTA	42-7	W	64,399
11/10	at New Orleans	21-0	W	73,458
11/17	BUFFALO	35-28	W	69,313
11/24	at N.Y. Jets	14-17	L	57,162
12/2	CINCINNATI	24-3	W	71,962
12/8	at Baltimore	17-16	W	34,420
12/15	NEW ENGLAND	34-27	W	56,920

TEAM STATISTICS	MIA.	OPP.
TOTAL FIRST DOWNS	272	208
By Rushing	134	83
By Passing	118	117
By Penalty	20	8
Third Down: Made/Att.	97/195	73/188
TOTAL NET YARDS	4275	3806
Average Per Game	305.4	271.9
Total Plays	884	807
Average Per Play	4.8	4.7
NET YARDS RUSHING	2191	1624
Average Per Game	156.5	116.0
Total Rushes	570	404
NET YARDS PASSING	2084	2182
Average Per Game	148.9	155.9
Tackled/Yards Lost.....	31/229	31/270
Gross Yards.....	2313	2452
Attempts/Completions.	283/171	372/200
Completion Percentage....	60.4	53.8
Had Intercepted	18	16
PUNTS/AVERAGE	65/38.6	70/39.2
PENALTIES/YARDS	69/556	67/525
FUMBLES/BALL LOST	25/13	33/17
TOUCHDOWNS	43	25
By Rushing	25	7
By Passing	18	14
By Returns	0	4

Score By Quarters	1	2	3	4	OT	Total
DOLPHINS	42	98	76	111	0	327
OPPONENTS	31	50	57	78	0	216

RUSHING	NO.	YDS.	AVG.	LG	TD
Csonka	197	749	3.8	24	9
Malone	117	479	4.1	23t	3
Kick.....	86	274	3.2	15	1
Nottingham	66	273	4.1	24	8
Morris	56	214	3.8	17t	1
Ginn	26	99	3.8	41t	2
Griese	16	66	4.1	22	1
Briscoe	1	17	17.0	17	0
N. Moore	3	16	5.3	15	0
Morrall	1	11	11.0	11	0
Strock	1	-7	-7.0	-7	0
DOLPHINS	570	2191	3.8	41t	25
OPPONENTS	404	1624	4.0	56t	7

RECEIVING	NO.	YDS.	AVG.	LG	TD
N. Moore	37	605	16.4	48	2
Mandich	33	374	11.3	44	6

Warfield	27	536	19.9	54	2
Twilley	24	256	11.0	21	2
Kick.....	18	155	8.6	19	1
Briscoe	11	132	12.0	20	1
Csonka	7	35	5.0	11	0
Baker	4	121	30.0	46t	2
Nottingham	3	40	13.3	20	0
Morris	2	27	14.0	23	1
Malone	2	26	13.0	13	0
Ginn	2	3	1.5	3	0
Fleming	1	3	3.0	3t	1
DOLPHINS	171	2313	13.5	54	18
OPPONENTS	200	2452	12.6	89t	14

INTERCEPTIONS	NO.	YDS.	AVG.	LG	TD
Scott	8	75	9.4	30	0
Buoniconti	2	29	14.5	16	0
Foley	2	-2	-1.0	0	0
Stuckey	1	21	21.0	21	0
Matheson	1	10	10.0	10	0
Kolen	1	3	3.0	3	0
Anderson	1	3	3.0	3	0
DOLPHINS	16	139	8.7	30	0
OPPONENTS	18	320	17.8	40	1

PUNTING	NO.	YDS.	AVG.	LG	BK
Seiple	65	2511	38.6	60	0
DOLPHINS	65	2511	38.6	60	0
OPPONENTS	70	2743	39.2	63	2

PUNT RET.	NO.	YDS.	AVG.	LG	TD
Scott	31	346	11.2	30	0
N. Moore	9	136	15.1	42	0
Anderson	3	9	3.0	6	0
Babb	2	29	14.5	20	0
Stuckey	1	0	0.0	0	0
DOLPHINS	46	520	11.3	42	0
OPPONENTS	42	265	6.3	23	0

KICKOFF RET.	NO.	YDS.	AVG.	LG	TD
N. Moore	22	587	26.7	40	0
Ginn	12	235	19.6	30	0
Malone	6	159	26.5	73	0
Matheson	5	65	13.0	25	0
Leigh	2	50	25.0	26	0
Baker	1	22	22.0	22	0
Babb	1	0	0.0	0	0
DOLPHINS	49	1118	22.8	73	0
OPPONENTS	64	1222	19.1	57	0

SCORING	Ru	Pa	Rt	PAI	FG	S	TP
Yepremian	0	0	0	43/43	8/15	0	67
Csonka	9	0	0	0	0	0	54
Nottingham	8	0	0	0	0	0	48
Mandich	0	6	0	0	0	0	36
Malone	3	0	0	0	0	0	18
Morris	1	1	0	0	0	0	12
Warfield	0	2	0	0	0	0	12
Ginn	2	0	0	0	0	0	12
N. Moore	0	2	0	0	0	0	12
Kick	1	1	0	0	0	0	12
Twilley	0	2	0	0	0	0	12
Baker	0	2	0	0	0	0	12
Fleming	0	1	0	0	0	0	6
Griese	1	0	0	0	0	0	6

Briscoe	0	1	0	0	0	0	6
Foley	0	0	0	0	0	1	2
DOLPHINS	25	18	0	43/43	8/15	1	327
OPPONENTS	7	14	4	24/24	14/21	0	216

FIELD GOALS	1-19	20-29	30-39	40-49	50+
Yepremian	0/1	4/5	3/4	1/3	0/2
DOLPHINS	0/1	4/5	3/4	1/3	0/2
OPPONENTS	0/0	7/9	2/5	5/6	0/1

SACKS
Stanfill 10.0, Den Herder 7.0, Fernandez 3.0, Ball 3.0, Crowder 3.0, Matheson 3.0, Kolen 1.0, Reese 1.0.

DOLPHINS 31.0, OPPONENTS 31.0

STARTERS

OFFENSE

WR - Paul Warfield (9), Howard Twilley (5)
 LT - Bob Kuechenberg (4), Tom Funchess (3), Wayne Moore (3), Tom Wickert (3), Doug Crusan (1),
 LG - Bob Kuechenberg (10), Ed Newman (4)
 C - Jim Langer (14)
 RG - Larry Little (14)
 RT - Norm Evans (14)
 TE - Jim Mandich (10), Marv Fleming (4)
 WR - *Nat Moore (6), Marlin Briscoe (4), Howard Twilley (4)
 QB - Bob Griese (13), Earl Morrall (1)
 RB - Jim Kick (7), Benny Malone (3), Mercury Morris (3)
 FB - Larry Csonka (11), Don Nottingham (2), Jim Kick (1)
 3rd WR - *Nat Moore (1)

DEFENSE

LDE - Vern Den Herder (14)
 LDT - Manny Fernandez (12), Maulty Moore (2)
 RDT - Bob Heinz (13), Bill Stanfill (1)
 RDE - Bill Stanfill (13), Doug Swift (1)
 LLB - Bob Matheson (7), Doug Swift (7)
 MLB - Nick Buoniconti (13), Mike Kolen (1)
 RLB - Mike Kolen (13), Bob Matheson (1)
 LCB - Tim Foley (10), Lloyd Mumphord (3), Henry Stuckey (1)
 RCB - Curtis Johnson (12), Tim Foley (1), Henry Stuckey (1)
 SS - Dick Anderson (14)
 FS - Jake Scott (14)

* Indicates Rookie

PASSING	ATT.	COMP.	YDS.	PCT.	TD	INT.	LG	SCK/LST	RATING
Griese	253	152	1968	60.1	16	15	54	27/202	80.9
Morrall	27	17	301	63.0	2	3	46	3/16	86.1
N. Moore	1	1	31	100.0	0	0	31	0/0	118.8
Kick	1	1	13	100.0	0	0	13	0/0	118.8
Briscoe	1	0	0	0.0	0	0	0	1/1	39.6
DOLPHINS	283	171	2313	60.4	18	18	54	31/229	74.8
OPPONENTS	372	200	2452	53.8	14	16	89t	31/270	69.0

1975 FINAL STATISTICS (10-4)

DATE	OPPONENT	SCORE	W/L	ATT.
9/22	OAKLAND	21-31	L	78,744
9/28	at New England	22-14	W	60,602
10/5	at Green Bay	31-7	W	55,270
10/12	PHILADELPHIA	24-16	W	60,127
10/19	at N.Y. Jets	43-0	W	47,191
10/26	at Buffalo	35-30	W	79,080
11/2	at Chicago	46-13	W	51,298
11/9	N.Y. JETS	27-7	W	72,896
11/16	at Houston	19-20	L	48,892
11/23	BALTIMORE	17-33	L	61,986
12/1	NEW ENGLAND	20-7	W	61,963
12/7	BUFFALO	31-21	W	74,573
12/14	at Baltimore	7-10(OT)	L	59,398
12/20	DENVER	14-13	W	43,064

TEAM STATISTICS	MIA.	OPP.
TOTAL FIRST DOWNS	266	224
By Rushing	136	92
By Passing	108	113
By Penalty	22	19
TOTAL NET YARDS.....	4509	3789
Average Per Game	322.1	270.6
Total Plays	896	858
Average Per Play.....	5.0	4.4
NET YARDS RUSHING	2500	1768
Average Per Game	178.6	126.3
Total Rushes	594	443
NET YARDS PASSING	2009	2021
Average Per Game	143.5	144.4
Tackled/Yards Lost.	23/187	40/314
Gross Yards	2196	2335
Attempts/Completions ...	279/170	375/200
Completion Percentage....	60.9	53.3
Had Intercepted	17	21
PUNTS/AVERAGE	65/38.6	72/40.0
PENALTIES/YARDS	74/575	62/716
FUMBLES/BALL LOST	20/9	23/9
TOUCHDOWNS	46	27
By Rushing	26	14
By Passing	19	9
By Returns	1	4

Score By Quarters	1	2	3	4	OT	Total
DOLPHINS	44	116	99	98	0	357
OPPONENTS	48	53	45	73	3	222

RUSHING	NO.	YDS.	AVG.	LG	TD
Morris	219	875	4.0	49	4
Nottingham	168	718	4.3	56	12
Bulaich	78	309	4.0	30	5
Malone	65	220	3.4	20	3
Solomon	4	87	21.8	35	0
Ginn	21	78	3.7	14	0
N. Moore	8	69	8.6	36	0
Griese	17	59	3.5	17	1
Strock	6	38	6.3	18	1
Morrall	4	33	8.3	16	0
Winfrey	3	10	3.3	5	0
Seiple	1	4	4.0	4	0
DOLPHINS	594	2500	4.2	56	26
OPPONENTS	443	1768	4.0	39	15

RECEIVING	NO.	YDS.	AVG.	LG	TD
N. Moore	40	705	17.6	79t	4
Bulaich	32	276	8.6	59t	5
Twilley	24	366	15.3	32	4
Solomon	22	339	15.4	58t	2

PASSING	ATT.	COMP.	YDS.	PCT.	TD	INT.	LG	SCK/LST	RATING
Griese	191	118	1693	61.8	14	13	79t	16/131	86.6
Strock	45	26	230	57.8	2	2	25	3/29	67.9
Morrall	43	26	273	60.5	3	2	31	4/27	82.7
DOLPHINS.....	279	170	2196	60.9	19	17	79t	23/187	82.9
OPPONENTS.....	375	200	2335	53.3	9	21	62t	40/314	57.1

Mandich	21	217	10.3	32t	4
Seiple	10	84	8.4	15	0
Nottingham	9	66	7.3	18	0
Tillman	5	60	12.0	16	0
Ginn	3	21	7.0	8	0
Malone	2	47	23.5	43	0
Morris	2	15	7.5	10	0
DOLPHINS	170	2196	12.9	79t	19
OPPONENTS	200	2335	11.7	62t	9

INTERCEPTIONS NO.	YDS.	AVG.	LG	TD	
Scott	6	60	10.0	38	0
Johnson	4	41	10.3	17	0
Babb	4	18	4.5	18	0
Matheson	3	32	10.7	22	0
Rhone	2	2	1.0	2	0
Towle	1	16	16.0	16	0
Kolen	1	14	14.0	14	0
DOLPHINS	21	183	8.7	38	0
OPPONENTS	17	214	12.6	50	1

PUNTING	NO.	YDS.	AVG.	LG	BK
Seiple	65	2506	38.6	61	0
DOLPHINS	65	2506	38.6	61	0
OPPONENTS	72	2880	40.0	57	1

PUNT RET.	NO.	YDS.	AVG.	LG	TD
Solomon	26	320	12.3	50t	1
N. Moore	8	80	10.0	29	0
Babb	7	95	13.6	46	0
Scott	1	10	10.0	10	0
Ginn	1	4	4.0	4	0
DOLPHINS	43	509	11.8	50t	1
OPPONENTS	34	373	11.0	83t	1

KICKOFF RET.	NO.	YDS.	AVG.	LG	TD
Solomon	17	348	20.5	31	0
N. Moore	9	243	27.0	42	0
Ginn	9	235	26.1	39	0
Nottingham	3	80	26.7	27	0
Winfrey	1	25	25.0	25	0
Malone	1	18	18.0	18	0
DOLPHINS	40	949	23.7	42	0
OPPONENTS	65	1549	23.8	102t	1

SCORING	Ru	Pa	Rt	PAT	FG	S	TP
Yepremian	0	0	0	40/46	13/16	0	79
Nottingham	12	0	0	0	0	0	72
Bulaich	5	5	0	0	0	0	60
Mandich	0	4	0	0	0	0	24
N. Moore	0	4	0	0	0	0	24
Morris	4	0	0	0	0	0	24
Twilley	0	4	0	0	0	0	24
Malone	3	0	0	0	0	0	18
Solomon	0	2	1	0	0	0	18
Griese	1	0	0	0	0	0	6
Strock	1	0	0	0	0	0	6
Reese	0	0	0	0	0	0	2
DOLPHINS	26	19	1	40/46	13/16	1	357
OPPONENTS	15	9	3	25/27	11/21	1	222

FIELD GOALS	1-19	20-29	30-39	40-49	50+
Yepremian	1/1	5/5	6/7	1/2	0/1
DOLPHINS	1/1	5/5	6/7	1/2	0/1
OPPONENTS	0/0	3/5	4/6	4/10	0/0

SACKS
Den Herder 11.0, Crowder 7.5, Reese 7.5, Stanfill 6.5, Matheson 2.0, Andrews 1.5, Johnson 1.0, Kolen 1.0, Rhone 1.0, Swift 1.0.
DOLPHINS 40.0, OPPONENTS 23.0

STARTERS
OFFENSE
WR - Nat Moore (14)
LT - Wayne Moore (14)
LG - Bob Kuechenberg (14)
C - Jim Langer (14)
RG - Larry Little (14)
RT - Norm Evans (13), *Darryl Carlton (1)
TE - Andre Tillman (8), Jim Mandich (6)
WR - Howard Twilley (8), *Freddie Solomon (5), Jim McFarland (1)
QB - Bob Griese (10), Don Strock (3), Earl Morrall (1)
RB - Mercury Morris (14)
FB - Don Nottingham (13), Norm Bulaich (1)

DEFENSE
LDE - Vern Den Herder (14)
LDT - Randy Crowder (11), Manny Fernandez (3)
RDT - Don Reese (11), Manny Fernandez (1)
RDE - Bill Stanfill (8), *Steve Towle (4), John Andrews (2)
LLB - Doug Swift (13), *Steve Towle (1)
MLB - Mike Kolen (9), *Steve Towle (4), *Earnie Rhone (1)
RLB - Bob Matheson (13), *Earnie Rhone (1)
LCB - Tim Foley (9), Jeris White (5)
RCB - Curtis Johnson (14)
FS - Jake Scott (14)
SS - Charlie Babb (14)
4TB LB - *Earnie Rhone (2)

* Indicates Rookie

1976 FINAL STATISTICS (6-8)

DATE	OPPONENT	SCORE	W/L	ATT.
9/13	at Buffalo	30-21	W	77,683
9/19	at New England	14-30	L	46,053
9/26	N.Y. JETS	16-0	W	49,754
10/3	LOS ANGELES	28-31	L	60,753
10/10	at Baltimore	14-28	L	58,832
10/17	KANSAS CITY	17-20(OT)	L	43,325
10/24	at Tampa Bay	23-20	W	59,155
10/31	NEW ENGLAND	10-3	W	52,863
11/7	at N.Y. Jets	27-7	W	53,344
11/14	at Pittsburgh	3-14	L	48,945
11/22	BALTIMORE	16-17	L	62,104
11/28	at Cleveland	13-17	L	74,715
12/5	BUFFALO	45-27	W	43,475
12/11	MINNESOTA	7-29	L	46,543

TEAM STATISTICS	MIA.	OPP.
TOTAL FIRST DOWNS	267	268
By Rushing	122	125
By Passing	125	131
By Penalty	20	12
TOTAL NET YARDS.....	4386	5081
Average Per Game	313.3	362.9
Total Plays.....	874	892
Average Per Play.....	5.0	5.7
NET YARDS RUSHING	2118	2411
Average Per Game	151.3	172.2
Total Rushes	491	525
NET YARDS PASSING	2268	2670
Average Per Game	162.0	190.7
Tackled/Yards Lost.....	37/336	20/193
Gross Yards	2604	2863
Attempts/Completions.....	346/193	347/195
Completion Percentage.....	55.8	56.2
Had Intercepted	15	11
PUNTS/AVERAGE	62/38.2	63/41.1
PENALTIES/YARDS	70/592	94/716
FUMBLES/BALL LOST	14/8	31/18
TOUCHDOWNS	31	34
By Rushing	15	14
By Passing	15	20
By Returns	1	0

Score By Quarters	1	2	3	4	OT	Total
DOLPHINS	27	98	64	74	0	263
OPPONENTS	31	93	62	75	3	264

RUSHING	NO.	YDS.	AVG.	LG	TD
Malone	186	797	4.3	31	4
Bulaich	122	540	4.4	35	4
Winfrey	52	205	3.9	13	1
Nottingham	63	185	2.9	13	3
Griese	23	108	4.7	26	0
Davis	31	160	5.2	57	1
N. Moore	4	36	9.0	21	0
Seiple	3	14	4.7	7	0
Solomon	4	60	15.0	59	1
Strock	2	13	6.5	11	1
Heath	1	0	0.0	0	0
DOLPHINS	491	2118	4.3	59	15
OPPONENTS	525	2411	4.6	75	14

RECEIVING	NO.	YDS.	AVG.	LG	TD
N. Moore	33	625	18.9	67	4
Bulaich	28	151	5.4	25	0
Solomon	27	453	16.8	53	2

PASSING	ATT.	COMP.	YDS.	PCT.	TD	INT.
Griese.....	272	162	2097	59.6	11	12
Strock.....	47	21	359	44.7	3	2
Morrall.....	26	10	148	38.5	1	1
Solomon.....	1	0	0	0.0	0	0
DOLPHINS.....	346	193	2604	55.8	15	15
OPPONENTS.....	347	195	2863	56.2	20	11

Harris	22	372	16.9	44	1
Mandich	22	260	11.8	31	4
Twilley	14	214	15.3	39	1
Tillman	13	130	10.0	16	1
Seiple	10	138	13.8	25	1
Malone	9	103	11.4	36	0
Winfrey	6	55	9.2	16	1
Nottingham	4	33	8.3	29	0
Davis	2	8	4.0	6	0
McCreary	2	51	25.5	30	0
Holmes	1	11	11.0	11	0
DOLPHINS	193	2604	13.5	67	15
OPPONENTS	195	2863	14.7	64	20

INTERCEPTIONS	NO.	YDS.	AVG.	LG	TD
Ellis	2	40	20.0	40	0
Matheson	2	34	17.0	34	0
Babb	2	20	10.0	20	0
White	2	4	2.0	4	0
Anderson	1	32	32.0	32	0
Johnson	1	14	14.0	14	0
Salter	1	0	0.0	0	0
DOLPHINS	11	144	13.1	40	0
OPPONENTS	15	128	8.5	33	0

PUNTING	NO.	YDS.	AVG.	LG	BK
Seiple	62	2366	38.2	56	0
DOLPHINS	62	2366	38.2	56	0
OPPONENTS	63	2593	41.2	56	0

PUNT RET.	NO.	YDS.	AVG.	LG	TD
Solomon	13	205	15.8	79	1
Harris	9	79	8.7	16	0
N. Moore	8	72	9.0	23	0
Babb	3	38	12.7	25	0
Anderson	2	21	10.5	11	0
DOLPHINS	35	415	11.9	79	1
OPPONENTS	34	272	8.0	28	0

KICKOFF RET.	NO.	YDS.	AVG.	LG	TD
Davis	26	617	23.7	47	0
Harris	17	559	32.9	69	0
Nottingham	6	107	17.8	21	0
N. Moore	2	28	14.0	28	0
Winfrey	2	24	12.0	13	0
Solomon	1	12	12.0	12	0
Tillman	1	0	0.0	0	0
DOLPHINS	55	1347	24.5	69	0
OPPONENTS	57	1231	21.6	79	0

SCORING	Ru	Pa	Rt	PAT	FG	S	TP
Yeprernian	0	0	0	29/31	16/23	0	77
Bulaich	4	0	0	0	0	0	24
Malone	4	0	0	0	0	0	24
Mandich	0	4	0	0	0	0	24
N. Moore	0	4	0	0	0	0	24
Solomon	1	2	1	0	0	0	24
Nottingham	3	0	0	0	0	0	18
Winfrey	1	1	0	0	0	0	12
Davis	1	0	0	0	0	0	6
Harris	0	1	0	0	0	0	6
Seiple	0	1	0	0	0	0	6
Strock	1	0	0	0	0	0	6
Tillman	0	1	0	0	0	0	6
Twilley	0	1	0	0	0	0	6
DOLPHINS	15	15	1	29/31	16/23	0	263
OPPONENTS	14	20	0	30/34	10/21	0	264

FIELD GOALS	1-19	20-29	30-39	40-49	50+
Yeprernian	0/0	9/10	2/4	4/8	1/1
DOLPHINS	0/0	9/10	2/4	4/8	1/1
OPPONENTS	2/2	4/8	2/5	2/6	0/0

SACKS
Reese 4.0, Stanfill 4.0, Den Herder 3.0, Andrews 2.0, Crowder 2.0, Buoniconti 1.0, Heinz 1.0, Matheson 1.0, Towle 1.0, Babb 0.5, Gordon 0.5.
DOLPHINS 20.0, OPPONENTS 37.0

STARTERS
OFFENSE
WR - Nat Moore (9), *Duriel Harris (1), Freddie Solomon (1)
LT - Wayne Moore (14)
LG - Bob Kuechenberg (10), Ed Newman (4)
C - Jim Langer (14)
RG - Larry Little (10), Ed Newman (4)
RT - Darryl Carlton (8), Larry Little (4), Tom Drogas (2)
TE - Andre Tillman (14)
WR - Freddie Solomon (7), Howard Twilley (6), *Duriel Harris (1)
QB - Bob Griese (13), Don Strock (1)
RB - Benny Malone (12), Norm Bulaich (1), *Gary Davis (1)
FB - Don Nottingham (8), Norm Bulaich (6)
2nd TE - Jim Mandich (3)

DEFENSE
LDE - Vern Den Herder (14)
LDT - Randy Crowder (14)
RDT - Don Reese (7), Bob Heinz (4), John Andrews (1)
RDE - Bill Stanfill (7), John Andrews (4), Don Reese (2), Bob Heinz (1)
LLB - Larry Gordon (14)
MLB - Steve Towle (12), Nick Buoniconti (2)
RLB - Bob Matheson (11), Steve Towle (2), John Andrews (1)
LCB - Jerris White (14)
RCB - Curtis Johnson (9), Ken Ellis (3), Tim Foley (2)
SS - Charlie Babb (14)
FS - Barry Hill (6), Bryant Salter (6), Ken Ellis (2)
4th LB - Nick Buoniconti (2)

* Indicates Rookie

1977 FINAL STATISTICS (10-4)

DATE	OPPONENT	SCORE	W/L	ATT.
9/18	at Buffalo	13-0	W	76,097
9/25	at San Francisco	19-15	W	40,503
10/2	HOUSTON	27-7	W	49,619
10/9	at Baltimore	28-45	L	57,005
10/16	N.Y. JETS	21-17	W	43,446
10/23	SEATTLE	31-13	W	29,858
10/30	SAN DIEGO	13-14	L	40,870
11/6	at N.Y. Jets	14-10	W	51,582
11/13	NEW ENGLAND	17-5	W	67,502
11/20	at Cincinnati	17-23	L	46,733
11/24	at St. Louis	55-14	W	50,269
12/5	BALTIMORE	17-6	W	68,977
12/11	at New England	10-14	L	61,064
12/17	BUFFALO	31-14	W	39,626

TEAM STATISTICS	MIA.	OPP.
TOTAL FIRST DOWNS	267	227
By Rushing	143	101
By Passing	107	117
By Penalty	17	9
Third Down: Made/Att.	78/172	88/199
TOTAL NET YARDS.....	4327	3982
Average Per Game	309.1	284.4
Total Plays	866	901
Average Per Play.....	5.0	4.4
NET YARDS RUSHING	2366	1749
Average Per Game	169.0	124.9
Total Rushes	519	467
NET YARDS PASSING	1961	2233
Average Per Game	140.1	159.5
Tackle/Yards Lost.	36/303	20/160
Gross Yards	2264	2393
Attempts/Completions.	311/182	414/226
Completion Percentage.....	58.5	54.6
Had Intercepted	14	15
PUNTS/AVERAGE	58/36.9	67/36.5
PENALTIES/YARDS	59/432	82/644
FUMBLES/BALL LOST	22/13	37/18
TOUCHDOWNS	41	23
By Rushing	18	12
By Passing	22	10
By Returns	1	1

Score By Quarters	1	2	3	4	OT	Total
DOLPHINS	86	113	60	54	0	313
OPPONENTS	52	48	33	64	0	197

RUSHING	NO.	YDS.	AVG.	LG	TD
Malone	129	615	4.8	66t	5
Davis	126	533	4.2	60t	2
L. Harris	91	417	4.6	77t	4
Bulaich	91	416	4.6	29	4
Nottingham	44	214	4.9	13	2
Moore	14	89	6.4	24	1
Solomon	6	43	7.2	14	0
Griese	16	30	1.9	13	0
T. Anderson	1	11	11.0	11	0
Michel	1	-2	-2.0	-2	0
DOLPHINS	519	2366	4.6	77t	18
OPPONENTS	467	1749	3.7	64t	12

RECEIVING	NO.	YDS.	AVG.	LG	TD
Moore	52	765	14.7	73t	12
D. Harris	34	601	17.7	47	5
Bulaich	25	180	7.2	14	0
Tillman	17	169	10.0	37t	2
Davis	14	151	10.8	32	1
Solomon	12	181	15.1	54t	1

PASSING	ATT.	COMP.	YDS.	PCT.	TD	INT.	LG	SCK/LST	RATING
Griese.....	307	180	2252	58.6	22	13	73t	36/303	87.7
Strock.....	4	2	12	50.0	0	1	9	0/0	16.7
DOLPHINS.....	311	182	2264	58.5	22	14	73t	36/303	86.1
OPPONENTS.....	414	226	2393	54.6	10	15	47	20/160	64.6

Nottingham	8	58	7.3	16	0
L. Harris	7	29	4.1	11	0
Mandich	6	63	10.5	15	0
Malone	4	58	14.5	35	0
McCreary	2	10	5.0	9	1
Seiple	1	-1	-1.0	-1	0
DOLPHINS	182	2264	12.4	73t	22
OPPONENTS	226	2393	10.6	47	10

INTERCEPTIONS	NO.	YDS.	AVG.	LG	TD
Johnson	4	35	8.8	19	0
Thomas	3	23	7.7	23	0
Foley	3	17	5.7	17	0
Gordon	1	27	27.0	27	0
Babb	1	15	15.0	15	0
Matheson	1	7	7.0	7	0
Roberson	1	0	0.0	0	0
Volk	1	0	0.0	0	0
DOLPHINS	15	124	8.3	27	0
OPPONENTS	14	238	17.0	34	0

PUNTING	NO.	YDS.	AVG.	LG	BK
Michel	35	1338	38.2	61	0
Seiple	22	801	36.4	54	1
DOLPHINS	58	2139	36.9	61	1
OPPONENTS	67	2581	38.5	60	0

PUNT RET.	NO.	YDS.	AVG.	LG	TD
Solomon	32	285	8.9	39	0
D. Anderson....	4	3	0.7	3	0
Babb	2	10	5.0	7	0
Davis	1	11	11.0	11	0
T. Anderson	1	6	6.0	6	0
DOLPHINS	40	315	7.9	39	0
OPPONENTS	29	267	9.2	49	0

KICKOFF RET.	NO.	YDS.	AVG.	LG	TD
Davis	14	414	29.6	73	0
Solomon	10	273	27.3	90t	1
T. Anderson....	7	167	23.9	40	0
D. Harris	4	91	22.8	31	0
Nottingham	2	36	18.0	18	0
McCreary	1	30	30.0	30	0
DOLPHINS	38	1011	26.6	90t	1
OPPONENTS	59	1281	21.7	32	0

SCORING	Ru	Pa	Rt	PAT	FG	S	TP
Moore	1	12	0	0	0	0	78
Yepremian	0	0	0	37/41	10/22	0	67
D. Harris	0	5	0	0	0	0	30
Malone	5	0	0	0	0	0	30
Bulaich	4	0	0	0	0	0	24
L. Harris	4	0	0	0	0	0	24
Davis	2	1	0	0	0	0	18
Nottingham	2	0	0	0	0	0	12
Solomon	0	1	1	0	0	0	12
Tillman	0	2	0	0	0	0	12
McCreary	0	1	0	0	0	0	6
Michel	0	0	0	0/1	0	0	0
DOLPHINS	18	22	1	37/42	10/22	0	313
OPPONENTS	12	10	1	21/23	12/20	0	197

FIELD GOALS	1-19	20-29	30-39	40-49	50+
Yepremian	0/0	3/4	5/7	2/9	0/2
DOLPHINS	0/0	3/4	5/7	2/9	0/2
OPPONENTS	1/1	2/2	4/5	5/10	0/2

SACKS
DuHe 7.0, Baumhower 4.0, Bokamper 2.5, Gordon 2.0, Matheson 2.0, Den Herder 1.5, Babb 1.0.
DOLPHINS 20.0, OPPONENTS 36.0

STARTERS
OFFENSE
WR - Nat Moore (14) LT - Wayne Moore (14) LG - Bob Kuechenberg (12), Ed Newman (2) C - Jim Langer (14) RG - Larry Little (13), Ed Newman (1) RT - Mike Current (14) TE - Andre Tillman (14) WR - Freddie Solomon (6), Duriel Harris (4) QB - Bob Griese (14) RB - Benny Malone (8), Gary Davis (6) FB - Norm Bulaich (7), Leroy Harris (5), Don Nottingham (2) 2nd TE - Loaird McCreary (4)
DEFENSE
LDE - Vern Den Herder (11), Bob Heinz (3) NT - *Bob Baumhower (14) RDE - *A.J. Duhe (14) LOLB - Kim Bokamper (14) LLB - Steve Towle (7), Mike Kolen (5), Rusty Chambers (2) RILB - Bob Matheson (9), Steve Towle (5) ROLB - Larry Gordon (14) LCB - Norris Thomas (10), Tim Foley (4) RCB - Curtis Johnson (14) SS - Tim Foley (10), Dick Anderson (4) FS - Vern Roberson (9), Charlie Babb (4), Rick Volk (1)

* Indicates Rookie

1978 FINAL STATISTICS (11-5)

DATE	OPPONENT	SCORE	W/L	ATT.
9/3	at N.Y. Jets	20-33	L	49,598
9/10	at Baltimore	42-0	W	46,426
9/17	BUFFALO	31-24	W	48,373
9/24	at Philadelphia	3-17	L	62,998
10/1	ST. LOUIS	24-10	W	43,882
10/9	CINCINNATI	21-0	W	54,729
10/15	at San Diego	28-21	W	50,637
10/22	at New England	24-33	L	60,424
10/29	BALTIMORE	26-8	W	53,524
11/5	DALLAS	23-16	W	70,414
11/12	at Buffalo	25-24	W	48,623
11/20	at Houston	30-35	L	50,290
11/26	N.Y. JETS	13-24	L	49,255
12/3	at Washington	16-0	W	52,860
12/10	OAKLAND	23-6	W	73,003
12/18	NEW ENGLAND	23-3	W	72,071

TEAM STATISTICS	MIA.	OPP.
TOTAL FIRST DOWNS	270	298
By Rushing	119	120
By Passing	135	156
By Penalty	16	22
Third Down: Made/Att.	98/215	88/205
TOTAL NET YARDS	4835	5169
Average Per Game	302.2	323.1
Total Plays	954	1021
Average Per Play	5.1	5.1
NET YARDS RUSHING	2366	2261
Average Per Game	147.9	141.3
Total Rushes	548	543
NET YARDS PASSING	2469	2908
Average Per Game	154.3	181.8
Tackled/Yards Lost.	27/238	41/343
Gross Yards	2707	3251
Attempts/Completions.	379/226	437/256
Completion Percentage.	59.6	58.6
Had Intercepted	18	32
PUNTS/AVERAGE	81/40.3	74/37.0
PENALTIES/YARDS	74/603	99/865
FUMBLES/BALL LOST	24/12	37/21
TOUCHDOWNS	45	30
By Rushing	18	15
By Passing	24	15
By Returns	3	0

Score by Quarters	1	2	3	4	OT	Total
DOLPHINS	101	126	68	77	0	372
OPPONENTS	24	87	64	79	0	254

RUSHING	NO.	YDS.	AVG.	LG	TD
Williams	272	1258	4.6	58	8
L. Harris	123	512	4.2	51	2
Davis	62	313	5.0	65	3
Bulaich	40	196	4.9	63	2
Braxton	20	48	2.4	15	2
Strock	10	23	2.3	12	0
Malone	6	18	3.0	7	1
Griese	9	10	1.1	9	0
Benjamin	1	-2	-2.0	-2	0
Moore	4	-3	-0.8	3	0
Roberts	1	-7	-7.0	-7	0

DOLPHINS	548	2366	4.3	65	18
OPPONENTS	543	2261	4.2	81	15

RECEIVING	NO.	YDS.	AVG.	LG	TD
Moore	48	645	13.5	47	10

PASSING	ATT.	COMP.	YDS.	PCT.	TD	INT.	LG	SCK/LST	RATING
Griese	235	148	1791	63.0	11	11	63†	18/165	82.4
Strock	135	72	825	53.3	12	6	57	9/73	83.3
Benjamin	8	6	91	75.0	1	1	43	0/0	112.0
Williams	1	0	0	0.0	0	0	0	0/0	39.6
DOLPHINS	379	226	2707	59.6	24	18	63†	27/238	82.9
OPPONENTS	437	256	3251	58.6	15	32	92†	41/343	62.8

D. Harris	45	654	14.5	63†	3
Tillman	31	398	12.8	33	3
L. Harris	25	211	8.4	57	0
Davis	24	218	9.1	34	0
Williams	18	192	10.7	42	0
Bulaich	16	92	5.8	22	0
Cefalo	6	145	24.2	43	3
Braxton	4	47	11.8	19	0
Hardy	4	32	8.0	15	2
McCreary	3	27	9.0	12	2
Rather	1	39	39.0	39	0
Den Herder	1	7	7.0	7†	1
DOLPHINS	226	2707	12.0	63†	24
OPPONENTS	256	3251	12.7	92†	15

INTERCEPTIONS	NO.	YDS.	AVG.	LG	TD
Foley	6	12	2.0	8	0
Small	4	157	39.3	46†	1
Volk	4	42	10.5	24	0
Babb	3	61	20.3	36	0
Gordon	3	35	11.7	22	0
Johnson	3	-2	-0.7	0	0
Thomas	2	63	31.5	53†	1
Rhone	2	4	2.0	4	0
Chambers	1	49	49.0	49	0
Cornelius	1	21	21.0	21	0
Towle	1	14	14.0	14	0
Bokamper	1	2	2.0	2	0
Baumhower	1	0	0.0	0	0
DOLPHINS	32	458	14.3	53†	2
OPPONENTS	18	224	12.4	33	0

PUNTING	NO.	YDS.	AVG.	LG	BK
Roberts	81	3263	40.3	59	0
DOLPHINS	81	3263	40.3	59	0
OPPONENTS	74	2741	37.0	58	2

PUNT RET.	NO.	YDS.	AVG.	LG	TD
Cefalo	28	232	8.3	26	0
Babb	9	57	6.3	14	0
Davis	2	36	18.0	25	0
Moore	1	11	11.0	11	0
Cornelius	1	5	5.0	5	0
DOLPHINS	41	341	8.3	26	0
OPPONENTS	42	303	7.2	34	0

KICKOFF RET.	NO.	YDS.	AVG.	LG	TD
D. Harris	29	657	22.7	53	0
Davis	13	251	19.3	27	0
Anderson	7	157	22.4	31	0
Cefalo	2	40	20.0	21	0
Hardy	2	27	13.5	15	0
DOLPHINS	53	1132	21.4	53	0
OPPONENTS	70	1459	20.8	39	0

SCORING	Ru	Pa	Rt	PAT	FG	S	TP
Yepremian	0	0	0	41/45	19/23	0	98
Moore	0	10	0	0	0	0	60
Williams	8	0	0	0	0	0	48
Cefalo	0	3	0	0	0	0	18
Davis	3	0	0	0	0	0	18
D. Harris	0	3	0	0	0	0	18
Tillman	0	3	0	0	0	0	18
Braxton	2	0	0	0	0	0	12
Bulaich	2	0	0	0	0	0	12
Hardy	0	2	0	0	0	0	12

Harris	2	0	0	0	0	0	12
McCreary	0	2	0	0	0	0	12
Baumhower	0	0	1	0	0	0	6
Den Herder	0	1	0	0	0	0	6
Malone	1	0	0	0	0	0	6
Small	0	0	1	0	0	0	6
Thomas	0	0	1	0	0	0	6
Bokamper	0	0	0	0	0	1	2
DuHe	0	0	0	0	0	1	2
DOLPHINS	18	24	3	41/45	19/23	2	372
OPPONENTS	15	15	0	28/30	14/21	1	254

FIELD GOALS	1-19	20-29	30-39	40-49	50+
Yepremian	0/0	4/5	10/11	5/7	0/0
DOLPHINS	0/0	4/5	10/11	5/7	0/0
OPPONENTS	1/1	4/6	6/8	3/6	0/0

SACKS
Den Herder 9.0, Bokamper 8.0, Duhe 8.0, Gordon 4.5, Betters 4.0, Chambers 1.5, Baumhower 1.5, Matheson 1.5, Babb 1.0, Barisich 1.0, Simpson 1.0.

DOLPHINS 41.0, OPPONENTS 27.0

STARTERS

OFFENSE

WR - Nat Moore (15), *Jimmy Cefalo (1)
 LT - Wayne Moore (9), Bob Kuechenberg (7)
 LG - Bob Kuechenberg (8), Ed Newman (8)
 C - Jim Langer (16)
 RG - Larry Little (15), Ed Newman (1)
 RT - Mike Current (15), Wayne Moore (1)
 TE - Andre Tillman (16)
 WR - Duriel Harris (15)
 QB - Bob Griese (9), Don Strock (7)
 RB - Delvin Williams (15), Gary Davis (1)
 FB - Leroy Harris (11), Norm Bulaich (3), Jim Braxton (2)
 2nd TE - Loaird McCreary (1)

DEFENSE

LDE - Vern Den Herder (16)
 NT - Bob Baumhower (16)
 RDE - A.J. Duhe (10), *Doug Betters (6)
 LOLB - Kim Bokamper (16)
 LILB - Steve Towle (10), Rusty Chambers (6)
 RILB - Rusty Chambers (9), Bob Matheson (3), Steve Towle (3), Earnie Rhone (1)
 ROLB - Larry Gordon (15), Earnie Rhone (1)
 LCB - Norris Thomas (16)
 RCB - Curtis Johnson (12), *Gerald Small (4)
 SS - Tim Foley (16)
 FS - Rick Volk (13), Charlie Babb (3)

* Indicates Rookie

1979 FINAL STATISTICS (10-6)

DATE	OPPONENT	SCORE	W/L	ATT.
9/2	at Buffalo	9-7	W	69,441
9/9	SEATTLE	19-10	W	56,233
9/16	at Minnesota	27-12	W	44,187
9/23	CHICAGO	31-16	W	66,011
9/30	at N.Y. Jets	27-33	L	51,496
10/8	at Oakland	3-13	L	52,419
10/14	BUFFALO	17-7	W	45,597
10/21	at New England	13-28	L	61,096
10/28	GREEN BAY	27-7	W	47,741
11/5	HOUSTON	6-9	L	70,273
11/11	BALTIMORE	19-0	W	50,193
11/18	at Cleveland	24-30(OT)	L	80,374
11/25	at Baltimore	28-24	W	36,016
11/29	NEW ENGLAND	39-24	W	69,174
12/9	at Detroit	28-10	W	78,087
12/15	N.Y. JETS	24-27	L	49,915

TEAM STATISTICS	MIA.	OPP.
TOTAL FIRST DOWNS	297	238
By Rushing	126	87
By Passing	140	135
By Penalty	31	16
Third Down: Made/Att.	99/205	96/213
TOTAL NET YARDS	4950	4439
Average Per Game	309.4	277.4
Total Plays	1006	938
Average Per Play	4.9	4.7
NET YARDS RUSHING	2187	1702
Average Per Game	136.7	106.4
Total Rushes	561	484
NET YARDS PASSING	2763	2737
Average Per Game	172.7	171.1
Tackled/Yards Lost	29/255	36/314
Gross Yards	3018	3051
Attempts/Completions	416/235	418/230
Completion Percentage	56.5	55.0
Had Intercepted	22	23
PUNTS/AVERAGE	71/39.5	77/37.9
PENALTIES/YARDS	79/651	107/834
FUMBLES/BALL LOST	27/15	29/15
TOUCHDOWNS	40	31
By Rushing	19	9
By Passing	20	17
By Returns	1	5

Score By Quarters	1	2	3	4	OT	Total
DOLPHINS	71	75	80	115	0	341
OPPONENTS	24	71	87	69	6	257

RUSHING	NO.	YDS.	AVG.	LG	TD
Csonka	220	837	3.8	22	12
Williams	184	703	3.8	39	3
Davis	98	383	3.9	42	1
Nathan	16	68	4.2	18	0
Torrey	13	61	4.7	17	1
Bulaich	9	37	4.1	9	2
Griese	11	30	2.7	18	0
Moore	3	22	7.3	18	0
Harris	1	20	20.0	20	0
Howell	3	8	2.7	5	0
DOLPHINS	561	2187	3.9	42	19
OPPONENTS	484	1702	3.5	30	9

RECEIVING	NO.	YDS.	AVG.	LG	TD
Moore	48	840	17.5	53	6

Harris	42	798	19.0	51	3
Davis	34	215	6.3	18	0
Hardy	30	386	12.8	28	3
Williams	21	175	8.3	38	1
Nathan	17	213	12.5	35	2
Csonka	16	75	4.7	18	1
Celalo	12	223	18.6	30	3
Bulaich	8	53	6.6	13	1
Howell	3	23	7.7	11	0
Lee	2	14	7.0	10	0
Torrey	2	3	1.5	8	0

DOLPHINS	235	3018	12.8	53	20
OPPONENTS	230	3051	13.3	78t	17

INTERCEPTIONS	NO.	YDS.	AVG.	LG	TD
Colzie	5	86	17.2	56	0
Small	5	74	14.8	40	0
Gordon	2	33	16.5	33	0
Thomas	2	29	14.5	24	0
Rhone	2	17	8.5	10	0
Foley	2	8	4.0	8	0
Matheson	1	28	28.0	28	0
Chambers	1	4	4.0	4	0
Babb	1	3	3.0	3	0
Bokamper	1	3	3.0	3	0
Towle	1	0	0.0	0	0

DOLPHINS	23	285	12.4	56	0
OPPONENTS	22	382	17.4	58t	3

PUNTING	NO.	YDS.	AVG.	LG	BK
Roberts	69	2772	40.2	68	1
von Schamann	1	31	31.0	31	0

DOLPHINS	71	2803	39.5	68	1
OPPONENTS	77	2919	37.9	60	0

PUNT RET.	NO.	YDS.	AVG.	LG	TD
Nathan	28	306	10.9	86t	1
Kozlowski	3	21	7.0	11	0
Celalo	2	10	5.0	10	0
Babb	1	0	0.0	0	0

DOLPHINS	34	337	9.9	86t	1
OPPONENTS	25	131	5.2	34	0

KICKOFF RET.	NO.	YDS.	AVG.	LG	TD
Nathan	45	1016	22.6	43	0
Kozlowski	4	85	21.2	22	0
Davis	2	27	13.5	16	0
Bessillieu	0	20	-	20	0
DOLPHINS	51	1148	22.5	43	0
OPPONENTS	69	1518	22.0	55	0

SCORING	Ru	Pa	Rt	PAT	FG	S	TP
von Schamann	0	0	0	36/40	21/29	0	99
Csonka	12	1	0	0	0	0	78
Moore	0	6	0	0	0	0	36
Williams	3	1	0	0	0	0	24
Celalo	0	3	0	0	0	0	18
Hardy	0	3	0	0	0	0	18
Harris	0	3	0	0	0	0	18
Bulaich	2	1	0	0	0	0	18
Nathan	0	2	1	0	0	0	18
Davis	1	0	0	0	0	0	6
Torrey	1	0	0	0	0	0	6
Team	0	0	0	0	0	1	2

DOLPHINS	19	20	1	36/40	21/29	1	341
OPPONENTS	9	17	5	26/30	15/26	0	257

FIELD GOALS	1-19	20-29	30-39	40-49	50+	
von Schamann	0/0	8/8	9/14	2/4	2/3	
DOLPHINS	0/0	0/0	8/8	9/14	2/4	2/3
OPPONENTS	0/0	0/0	2/3	7/9	6/14	0/0

SACKS

Den Herder	9.0	Bettors	8.0	Baumhower	6.5
Bokamper	4.5	Gordon	3.0	Duhe	2.0
Barisich	1.5	Thomas	1.0	Towle	0.5

DOLPHINS 36.0, OPPONENTS 29.0

STARTERS

OFFENSE

WR - Duriel Harris (14), Jimmy Cefalo (2)
LT - Bob Kuechenberg (16)
LG - Ed Newman (16)
C - Jim Langer (9), Mark Dennard (7)
RG - Larry Little (14), Eric Laakso (2)
RT - Mike Current (16)
TE - Bruce Hardy (14), *Ronnie Lee (2)
WR - Nat Moore (14), Jimmy Cefalo (1)
QB - Bob Griese (12), Don Strock (4)
RB - Delvin Williams (13), Gary Davis (3)
FB - Larry Csonka (16)
2nd TE - *Ronnie Lee (1)

DEFENSE

LDE - Vern Den Herder (16)
NT - Bob Baumhower (16)
RDE - Doug Bettors (14), A.J. Duhe (2)
LOLB - Kim Bokamper (13), Bob Matheson (3)
LILB - Steve Towle (16)
RILB - Rusty Chambers (16)
ROLB - Larry Gordon (16)
LCB - Norris Thomas (16)
RCB - Gerald Small (16)
SS - Tim Foley (15), *Mike Kozlowski (1)
FS - Neal Colzie (16)

* Indicates Rookie

PASSING	ATT.	COMP.	YDS.	PCT.	TD	INT.	LG	SCK/LST	RATING
Griese	310	176	2160	56.8	14	16	51	26/221	72.0
Strock	100	56	830	56.0	6	6	53	2/22	78.3
Benjamin	4	3	28	75.0	0	0	17	1/10	93.8
Hardy	1	0	0	0.0	0	0	0	0/0	39.6
Williams	1	0	0	0.0	0	0	0	0/0	39.6
DOLPHINS	416	235	3018	56.5	20	22	53	29/255	73.3
OPPONENTS	418	230	3051	55.0	17	23	78t	36/314	69.0

1980 FINAL STATISTICS (8-8)

DATE	OPPONENT	SCORE	W/L	ATT.
9/7	at Buffalo	7-17	L	79,598
9/14	CINCINNATI	17-16	W	38,322
9/21	at Atlanta	20-17	W	55,479
9/28	NEW ORLEANS	21-16	W	40,946
10/5	BALTIMORE	17-30	L	50,631
10/12	at New England	0-34	L	60,377
10/19	BUFFALO	17-14	W	41,636
10/27	at N.Y. Jets	14-17	L	53,046
11/2	at Oakland	10-16	L	46,378
11/9	at Los Angeles	35-14	W	62,198
11/16	SAN FRANCISCO	17-13	W	45,135
11/20	SAN DIEGO	24-27(OT)	L	63,013
11/30	at Pittsburgh	10-23	L	51,384
12/8	NEW ENGLAND	16-13(OT)	W	63,292
12/14	at Baltimore	24-14	W	30,564
12/20	N.Y. JETS	17-24	L	41,854

TEAM STATISTICS	MIA.	OPP.
TOTAL FIRST DOWNS	284	309
By Rushing	107	107
By Passing	149	185
By Penalty	28	17
Third Down: Made/Att.	90/232	115/239
TOTAL NET YARDS	4564	5224
Average Per Game	285.3	326.5
Total Plays	1015	1062
Average Per Play	4.5	4.9
NET YARDS RUSHING	1876	2018
Average Per Game	117.3	126.1
Total Rushes	492	530
NET YARDS PASSING	2688	3206
Average Per Game	168.0	200.4
Tackled/Yards Lost.	31/265	27/233
Gross Yards	2553	3439
Attempts/Completions	492/267	505/290
Completion Percentage	54.3	57.4
Had Intercepted	26	28
PUNTS/AVERAGE	79/41.5	72/37.3
PENALTIES/YARDS	74/567	108/923
FUMBLES/BALL LOST	33/16	31/17
TOUCHDOWNS	32	36
By Rushing	9	13
By Passing	21	21
By Returns	2	2

Score by Quarters	1	2	3	4	OT	Total
DOLPHINS	47	65	37	114	3	266
OPPONENTS	54	100	65	83	3	305

RUSHING	NO.	YDS.	AVG.	LG	TD
Williams	187	671	3.6	65	2
Nathan	60	327	5.5	18	1
Robiskie	78	250	3.2	36	2
Woodley	55	214	3.9	17	3
Howell	60	206	3.4	23	1
Bennett	43	187	4.3	19	0
Giaquinto	5	16	3.2	5	0
Testerman	1	5	5.0	5	0
Moore	1	3	3.0	3	0
Griese	1	0	0.0	0	0
Strock	1	-3	-3.0	-3	0
DOLPHINS	492	1876	3.8	65	9
OPPONENTS	530	2018	3.8	53	13

PASSING	ATT.	COMP.	YDS.	PCT.	TD	INT.	LG	SCK/LST	RATING
Woodley	327	176	1850	53.8	14	17	61	17/127	63.1
Griese	100	61	790	61.0	6	4	54	9/89	89.2
Strock	62	30	313	48.4	1	5	33	5/49	35.1
Moore	1	0	0	0.0	0	0	0	0/0	39.6
Nathan	1	0	0	0.0	0	0	0	0/0	39.6
Williams	1	0	0	0.0	0	0	0	0/0	39.6
DOLPHINS	492	267	2953	54.3	21	26	61	31/265	64.6
OPPONENTS	505	290	3439	57.4	21	28	61	27/233	69.1

RECEIVING	NO.	YDS.	AVG.	LG	TD
Nathan	57	588	10.3	61	5
Moore	47	564	12.0	33	7
Harris	33	583	17.7	54	2
Williams	31	207	6.7	19	0
Giaquinto	24	192	8.0	25	1
Hardy	19	159	8.4	19	2
Rose	13	149	11.5	50	2
Robiskie	13	60	4.6	15	0
Cefalo	11	199	18.1	52	1
Lee	7	83	11.9	41	2
Bailey	5	38	7.6	13	0
Bennett	4	105	26.3	39	0
Bennett	3	26	8.7	19	1
DOLPHINS	267	2953	11.1	61	21
OPPONENTS	290	3439	11.9	61	21

INTERCEPTIONS	NO.	YDS.	AVG.	LG	TD
Small	7	46	6.6	22	0
McNeal	5	17	3.4	15	0
Bessillieu	4	13	3.3	12	0
Taylor	3	55	18.3	44	0
Rhone	3	33	11.0	12	0
Blackwood	3	0	0.0	0	0
Ortega	1	17	17.0	17	0
Gordon	1	11	11.0	11	0
Bokamper	1	6	6.0	6	0
DOLPHINS	28	198	7.1	44	0
OPPONENTS	26	366	14.8	71	1

PUNTING	NO.	YDS.	AVG.	LG	BK
Roberts	77	3279	42.6	71	2
DOLPHINS	79	3279	41.5	71	2
OPPONENTS	72	2684	37.3	69	1

PUNT RET.	NO.	YDS.	AVG.	LG	TD
Nathan	23	178	7.7	30	0
Giaquinto	7	35	5.0	15	0
Bessillieu	1	0	0.0	0	0
Blackwood	1	0	0.0	0	0
DOLPHINS	32	213	6.7	30	0
OPPONENTS	42	339	8.1	35	0

KICKOFF RET.	NO.	YDS.	AVG.	LG	TD
Bessillieu	40	890	22.3	87	0
Giaquinto	9	146	16.2	22	0
Nathan	5	102	20.4	31	0
Harris	5	89	17.8	22	0
Barnett	1	7	7.0	7	0
Allen	1	0	0.0	0	0
DOLPHINS	61	1234	20.2	87	0
OPPONENTS	53	1210	22.8	52	0

SCORING	Ru	Pa	Rt	PAT	FG	S	TP
von Schamann	0	0	0	32/32	14/23	0	74
Moore	0	7	0	0	0	0	42
Nathan	1	5	0	0	0	0	36
Woodley	3	0	0	0	0	0	18
Giaquinto	0	1	1	0	0	0	12
Hardy	0	2	0	0	0	0	12
Harris	0	2	0	0	0	0	12
Lee	0	2	0	0	0	0	12
Robiskie	2	0	0	0	0	0	12
Williams	2	0	0	0	0	0	12

Bennett	0	1	0	0	0	0	6
Bessillieu	0	0	1	0	0	0	6
Cefalo	0	1	0	0	0	0	6
Howell	1	0	0	0	0	0	6
DOLPHINS	9	21	2	32/32	14/23	0	266
OPPONENTS	13	21	2	33/36	18/25	1	305

FIELD GOALS	1-19	20-29	30-39	40-49	50+
von Schamann	0/0	9/10	3/5	2/5	0/3
DOLPHINS	0/0	9/10	3/5	2/5	0/3
OPPONENTS	0/0	2/2	12/14	4/8	0/1

SACKS								
Bokamper	5.5, Duhe	5.5, Baumhower	4.0, Batters	4.0, Gordon	3.0, Bessillieu	2.0, Den Herder	2.0, Rhone	1.0.
DOLPHINS	27.0, OPPONENTS	31.0						

STARTERS
WR - Nat Moore (16)
LT - Jon Giesler (10), Cleveland Green (3), Bob Kuechenberg (3)
LG - Bob Kuechenberg (13), Ed Newman (3)
C - Mark Dennard (16)
RG - Ed Newman (13), Larry Little (3)
RT - Eric Laako (16)
TE - Ronnie Lee (13)
TE - Bruce Hardy (12)
WR - Jimmy Cefalo (4), Duriel Harris (3)
QB - David Woodley (11), Bob Griese (3), Don Strock (2)
RB - Delvin Williams (10), Tony Nathan (6)
FB - Steve Howell (8), Terry Robiskie (5), Woody Bennett (3)

DEFENSE
LDE - Vern Den Herder (16)
NT - Bob Baumhower (16)
RDE - Doug Batters (16)
LDE - Kim Bokamper (16)
LILB - Rusty Chambers (8), Ralph Ortega (6), A.J. Duhe (2),
RILB - A.J. Duhe (12), Rusty Chambers (4),
ROLB - A.J. Duhe (1), Larry Gordon (14), Earnie Rhone (1)
LCB - Don McNeal (13), Ed Taylor (3)
RCB - Gerald Small (16)
SS - Glenn Blackwood (10), Don Bessillieu (3), Tim Foley (3)
FS - Don Bessillieu (10), Glenn Blackwood (6)

* Indicates Rookie

1981 FINAL STATISTICS (11-4-1)

DATE	OPPONENT	SCORE	W/L	ATT.
9/6	at St. Louis	20-7	W	50,351
9/10	PITTSBURGH	30-10	W	74,190
9/20	at Houston	16-10	W	47,379
9/27	at Baltimore	31-28	W	41,630
10/4	N.Y. JETS	28-28(OT) T		68,723
10/12	at Buffalo	21-31	L	78,576
10/18	WASHINGTON	13-10	W	47,367
10/25	at Dallas	27-28	L	64,221
11/1	BALTIMORE	27-10	W	46,061
11/8	at New England	30-27(OT) W		60,436
11/15	OAKLAND	17-33	L	61,777
11/22	at N.Y. Jets	15-16	L	59,962
11/30	PHILADELPHIA	13-10	W	67,797
12/6	NEW ENGLAND	24-14	W	50,421
12/13	at Kansas City	17-7	W	57,407
12/19	BUFFALO	16-6	W	72,956

TEAM STATISTICS	MIA.	OPP.
TOTAL FIRST DOWNS	306	296
By Rushing	123	124
By Passing	157	160
By Penalty	26	12
Third Down: Made/Att.	86/225	81/214
TOTAL NET YARDS.....	5322	5363
Average Per Game	332.6	335.2
Total Plays	1063	1039
Average Per Play.....	5.0	5.2
NET YARDS RUSHING	2173	2032
Average Per Game	135.8	127.0
Total Rushes	535	492
NET YARDS PASSING	3149	3331
Average Per Game	196.8	208.2
Tackled/Yards Lost.....	30/236	38/314
Gross Yards.....	3385	3645
Attempts/Completions.	498/271	509/297
Completion Percentage.....	54.4	58.3
Had Intercepted	21	18
PUNTS/AVERAGE	83/40.8	87/41.0
PENALTIES/YARDS	71/541	104/886
FUMBLES/BALL LOST	26/10	30/15
TOUCHDOWNS	39	33
By Rushing	18	18
By Passing	18	23
By Returns	3	0

Score By Quarters	1	2	3	4	OT	Total
DOLPHINS	41	110	97	94	3	345
OPPONENTS	72	92	30	81	0	275

RUSHING	NO.	YDS.	AVG.	LG	TD
Nathan	147	782	5.3	46	5
Franklin	201	711	3.5	29	7
Woodley	63	272	4.3	26	4
Hill	37	146	3.9	24	1
Vigorito	35	116	3.3	30t	1
Bennett	28	104	3.7	12	0
Giaquinto.....	3	31	10.3	20	0
Howell	5	21	4.2	9	0
Orosz	1	13	13.0	13	0
Moore	1	3	3.0	3	0
Strock	14	-26	-1.9	9	0
DOLPHINS	535	2173	4.1	46	18
OPPONENTS	492	2032	4.1	28	10

RECEIVING	NO.	YDS.	AVG.	LG	TD
Harris	53	911	17.2	55	2

Nathan	50	452	9.0	31	3
Vigorito	33	237	7.2	31t	2
Cefalo	29	631	21.8	69t	3
Moore	26	452	17.4	52	2
Rose	23	316	13.7	50	2
Hardy	15	174	11.6	21	0
Lee	14	64	4.6	11	1
Hill	12	73	6.1	16	1
Giaquinto.....	7	38	5.4	16	1
Bennett	4	22	5.5	10	0
Franklin	3	6	2.0	3t	1
Howell	2	9	4.5	5	0

DOLPHINS	271	3385	12.5	69t	18
OPPONENTS	297	3645	12.3	76t	23

INTERCEPTIONS NO.	YDS.	AVG.	LG	TD	
G. Blackwood	4	124	31.0	39	0
Kozlowski	3	37	12.3	29	0
Rhone	3	35	11.7	16	0
L. Blackwood	3	12	4.0	11	0
Brudzinski	2	35	17.5	19	0
Duhe	1	11	11.0	11	0
Walker	1	0	0.0	0	0
Bessillieu.....	1	0	0.0	0	0

DOLPHINS	18	254	14.1	39	0
OPPONENTS	21	288	13.7	39	0

PUNTING	NO.	YDS.	AVG.	LG	BK
Orosz	83	3386	40.8	61	0
DOLPHINS	83	3386	40.8	61	0
OPPONENTS	87	3565	41.0	59	0

PUNT RET.	NO.	YDS.	AVG.	LG	TD
Vigorito	36	379	10.5	87t	1
Walker	5	50	10.0	17	0
G. Blackwood	2	8	4.0	6	0
Bessillieu.....	1	12	12.0	12	0
Kozlowski	1	9	9.0	9	0

DOLPHINS	45	458	10.2	87t	1
OPPONENTS	45	286	6.4	22	0

KICKOFF RET. NO.	YDS.	AVG.	LG	TD	
Walker	38	932	24.5	90t	1
Bessillieu.....	7	114	16.3	30	0
Vigorito	4	84	12.0	25	0
Kozlowski	1	40	40.0	40	0
Giaquinto.....	1	22	22.0	22	0
Harris	1	20	20.0	20	0
Hill	1	20	20.0	20	0
Rose	1	5	5.0	5	0
DOLPHINS	54	1228	22.7	90t	1
OPPONENTS	61	1218	20.0	41	0

SCORING	Ru	Pa	Rt	PAT	FG	S	TP
von Schamann	0	0	0	37/38	24/31	0	109
Nathan	5	3	0	0	0	0	48
Franklin	7	1	0	0	0	0	48
Woodley	4	0	0	0	0	0	24
Vigorito	1	2	1	0	0	0	24
Cefalo	0	3	0	0	0	0	18
Moore	0	2	0	0	0	0	12
Harris	0	2	0	0	0	0	12
Hill	1	1	0	0	0	0	12
Rose	0	2	0	0	0	0	12
Giaquinto.....	0	1	0	0	0	0	6
Kozlowski	0	0	1	0	0	0	6

Lee	0	1	0	0	0	0	6
Walker	0	0	1	0	0	0	6
Gordon	0	0	0	0	0	1	2

DOLPHINS	18	18	3	37/39	24/31	0	345
OPPONENTS	10	23	0	33/33	14/21	0	275

FIELD GOALS	1-19	20-29	30-39	40-49	50+
von Schamann... 0/0	9/9	11/12	4/10	0/0	0/0

DOLPHINS	0/0	9/9	11/12	4/10	0/0
OPPONENTS ... 0/0	4/6	5/5	5/8	0/2	0/2

SACKS
Baumhower 9.0, Bokamper 7.5, Duhe 7.5, Rhone 6.0, Betters 5.0, Gordon 1.0, Den Herder 1.0, G. Blackwood 1.0.
DOLPHINS 38.0, OPPONENTS 30.0

STARTERS
OFFENSE
WR - Durief Harris (10), Jimmy Cefalo (6)
LT - Jon Giesler (16)
LG - Bob Kuechenberg (9), Jeff Toews (7)
C - Mark Dennard (11), Dwight Stephenson (5)
RG - Ed Newman (16)
RT - Eric Laakso (16)
TE - Ronnie Lee (16)
WR - Nat Moore (11)
QB - David Woodley (15), Don Strock (1)
RB - Tony Nathan (11), Eddie Hill (2), Steve Howell (1), Tommy Vigorito (1)
FB - *Andra Franklin (11), Woody Bennett (3), Steve Howell (1), Eddie Hill (1)
2nd TE - Bruce Hardy (6)

DEFENSE
LDE - Doug Betters (15), Vern Den Herder (1)
NT - Bob Baumhower (16)
RDE - Vern Den Herder (13), Bill Barnett (2), Kim Bokamper (1)
L0LB - Bob Brudzinski (16)
L1LB - A.J. Duhe (16)
R1LB - Earnie Rhone (16)
ROLB - Larry Gordon (16)
LCB - Don McNeal (12), *Fulton Walker (2), Ed Taylor (2)
RCB - Gerald Small (16)
SS - Glenn Blackwood (16)
FS - Lyle Blackwood (10), Don Bessilleu (6)

* Indicates Rookie

PASSING	ATT.	COMP.	YDS.	PCT.	TD	INT.	LG	SCK/LST	RATING
Woodley	366	191	2470	52.2	12	13	69t	24/191	69.8
Strock	130	79	901	60.1	6	8	52	6/45	71.1
Hill	1	1	14	100.0	0	0	14	0/0	118.8
Nathan	1	0	0	0.0	0	0	0	0/0	39.6
DOLPHINS.....	498	271	3385	54.4	18	21	69t	30/236	70.3
OPPONENTS.....	509	297	3645	58.3	23	18	76t	38/314	80.2

1982 FINAL STATISTICS (7-2)

DATE	OPPONENT	SCORE	WL	ATT.
9/12	at N.Y. Jets	45-28	W	53,360
9/19	BALTIMORE	24-20	W	51,999
9/21	at Buffalo	9-7	W	52,945
11/29	at Tampa Bay	17-23	L	54,854
12/5	MINNESOTA	22-14	W	45,721
12/12	at New England	0-3	L	25,716
12/18	N.Y. JETS	20-19	W	67,307
12/27	BUFFALO	27-10	W	73,924
1/2	at Baltimore	34-7	W	19,073

TEAM STATISTICS	MIA.	OPP.
TOTAL FIRST DOWNS	165	147
By Rushing	84	77
By Passing	66	65
By Penalty	15	5
Third Down: Made/Att.	52/124	46/118
Fourth Down: Made/Att. ..	5/8	8/10
TOTAL NET YARDS	2658	2312
Average Per Game	295.3	256.8
Total Plays	582	548
Average Per Play	4.6	4.2
NET YARDS RUSHING	1344	1285
Average Per Game	149.3	142.8
Total Rushes	333	293
NET YARDS PASSING	1314	1027
Average Per Game	146.0	114.1
Tackled/Yards Lost.....	12/87	29/254
Gross Yards.....	1401	1281
Attempts/Completions.....	238/129	226/119
Completion Percentage....	54.2	52.7
Had Intercepted	13	19
PUNTS/AVERAGES	35/38.7	40/40.1
PENALTIES/YARDS	34/240	57/461
FUMBLES/BALL LOST	15/10	17/8
TOUCHDOWNS	22	15
By Rushing	11	7
By Passing	8	7
By Returns	3	1

Score By Quarters	1	2	3	4	OT	Total
DOLPHINS	54	43	64	37	0	198
OPPONENTS	26	58	10	37	0	131

RUSHING	NO.	YDS.	AVG.	LG	TD
Franklin	177	701	4.0	25	7
Nathan	66	233	3.5	15	1
Woodley	36	207	5.8	29	2
Vigorito	19	99	5.2	33	1
Hill	13	51	3.9	13	0
Diana	8	31	3.9	7	0
Bennett	9	15	1.7	5	0
Harris	1	13	13.0	13	0
Strock	3	-9	-3.0	0	0
DOLPHINS	333	1344	4.0	33	11
OPPONENTS	284	1285	4.5	62	7

RECEIVING	NO.	YDS.	AVG.	LG	TD
Vigorito	24	186	7.8	26	0
Harris	22	331	15.0	45	1
Cefalo	17	356	20.9	46	1
Rose	16	182	11.4	44	2
Nathan	16	114	7.1	16	0
Hardy	12	66	5.5	19	2
Moore	8	82	10.3	23	1
Hill	6	33	5.5	10	0

PASSING	ATT.	COMP.	YDS.	PCT.	TD	INT.	LG	SCK/LST	RATING
Woodley	179	98	1080	54.7	5	8	46	10/72	63.5
Strock	55	30	306	54.5	2	5	43	2/5	44.8
Nathan	2	1	15	50.0	1	0	15	0/0	114.6
Hill	1	0	0	0.0	0	0	0	0/0	39.6
Jensen	1	0	0	0.0	0	0	0	0/0	39.6
DOLPHINS	238	129	1401	54.2	8	13	46	12/77	60.8
OPPONENTS	226	119	1281	52.7	7	19	53	29/243	44.9

Franklin	3	9	3.0	6	0
Diana	2	21	10.5	13	0
Lee	2	6	3.0	5	0
Woodley	1	15	15.0	15	1
DOLPHINS	129	1401	10.9	46	8
OPPONENTS	119	1281	10.8	53	7

INTERCEPTIONS	NO.	YDS.	AVG.	LG	TD
McNeal	4	42	10.5	23	1
Walker	3	54	18.0	30	0
G. Blackwood ..	2	42	21.0	35	1
L. Blackwood...	2	41	20.5	21	0
Small	2	41	20.5	21	0
Kozlowski	1	36	36.0	36	0
Gordon	1	15	15.0	15	0
Brudzinski	1	5	5.0	5	0
Rhone	1	4	4.0	4	0
Bokamper	1	1	1.0	1	0
Duhe	1	0	0.0	0	0
DOLPHINS	19	281	14.8	36	2
OPPONENTS	13	96	7.4	51	0

PUNTING	NO.	YDS.	AVG.	LG	BK
Orosz	35	1353	38.7	61	0
DOLPHINS	35	1353	38.7	61	0
OPPONENTS	40	1605	40.1	61	0

PUNT RET.	NO.	YDS.	AVG.	LG	TD
Vigorito	20	192	9.6	59	1
G. Blackwood ..	2	2	1.0	2	0
DOLPHINS	22	194	8.8	59	1
OPPONENTS	14	77	5.5	22	0

KICKOFF RET.	NO.	YDS.	AVG.	LG	TD
Walker	20	433	21.7	32	0
Heflin	2	49	24.5	31	0
Diana	1	15	15.0	15	0
Kozlowski	1	10	10.0	10	0
DOLPHINS	24	507	21.3	32	0
OPPONENTS	33	704	21.3	66	0

SCORING	Ru	Pa	Rt	PAT	FG	S	TP
von Schamann ..	0	0	0	21/22	15/20	0	66
Franklin	7	0	0	0	0	0	42
Woodley	2	1	0	0	0	0	18
Hardy	0	2	0	0	0	0	12
Rose	0	2	0	0	0	0	12
Vigorito	1	0	1	0	0	0	12
G. Blackwood ..	0	0	1	0	0	0	6
Cefalo	0	1	0	0	0	0	6
Harris	0	1	0	0	0	0	6
McNeal	0	0	1	0	0	0	6
Moore	0	1	0	0	0	0	6
Nathan	1	0	0	0	0	0	6
DOLPHINS	11	8	3	21/22	15/20	0	198
OPPONENTS	7	7	1	14/15	9/15	0	131

FIELD GOALS	1-19	20-29	30-39	40-49	50+
von Schamann ..	0/0	8/9	4/5	3/5	0/1
DOLPHINS	0/0	8/9	4/5	3/5	0/1
OPPONENTS ..	0/1	2/3	3/6	3/4	1/1

SACKS
Brudzinski 4.5, Gordon 4.0, Betteres 4.0,

Bokamper 3.5, Duhe 3.0, Baumhower 2.0, G. Blackwood 2.0, Bowser 2.0, Rhone 2.0, L. Blackwood 1.0, Hester 1.0.
DOLPHINS 29.0, OPPONENTS 12.0

STARTERS
OFFENSE
WR - Jimmy Cefalo (9)
LT - Jon Giesler (9)
LG - Bob Kuechenberg (9)
C - Dwight Stephenson (9)
RG - Ed Newman (9)
RT - Eric Laakso (9)
TE - Ronnie Lee (5), Bruce Hardy (4)
WR - Duriel Harris (9)
QB - David Woodley (9)
RB - Tony Nathan (7), Tom Vigorito (1)
FB - Andra Franklin (9)
2nd TE - Bruce Hardy (1)

DEFENSE
LDE - Doug Betteres (7), Bill Barnett (1), Kim Bokamper (1)
NT - Bob Baumhower (8)
RDE - Kim Bokamper (6), Bill Barnett (3)
LOLB - Bob Brudzinski (9)
LILB - A.J. Duhe (9)
RILB - Earnie Rhone (9)
ROLB - Larry Gordon (9)
LCB - Don McNeal (9)
RCB - Gerald Small (9)
SS - Glenn Blackwood (9)
FS - Lyle Blackwood (9)

1983 FINAL STATISTICS (12-4)

DATE	OPPONENT	SCORE	W/L	ATT.
9/4	at Buffalo	12-0	W	78,715
9/11	NEW ENGLAND	34-24	W	59,343
9/19	at L.A. Raiders	14-27	L	57,796
9/25	KANSAS CITY	14-6	W	50,785
10/2	at New Orleans	7-17	L	66,489
10/9	BUFFALO	35-38(OT)	L	59,948
10/16	at N.Y. Jets	32-14	W	58,615
10/23	at Baltimore	21-7	W	32,343
10/30	L.A. RAMS	30-14	W	72,175
11/6	at San Francisco	20-17	W	57,832
11/13	at New England	6-17	L	60,771
11/20	BALTIMORE	37-0	W	54,482
11/28	CINCINNATI	38-14	W	74,506
12/4	at Houston	24-17	W	39,434
12/10	ATLANTA	31-24	W	56,725
12/16	N.Y. JETS	34-14	W	59,975

TEAM STATISTICS	MIA.	OPP.
TOTAL FIRST DOWNS	314	288
By Rushing	132	122
By Passing	151	147
By Penalty	31	19
Third Down: Made/Att.	79/211	78/204
Fourth Down: Made/Att.	9/14	5/10
TOTAL NET YARDS.....	5195	5139
Average Per Game	324.7	321.2
Total Plays	1033	992
Average Per Play	5.0	5.2
NET YARDS RUSHING.....	2150	2037
Average Per Game	134.4	127.3
Total Rushes	568	460
NET YARDS PASSING.....	3045	3002
Average Per Game	190.3	187.6
Tackled/Yards Lost.....	23/190	49/363
Gross Yards	3235	3365
Attempts/Completions.....	442/254	480/277
Completion Percentage.....	57.5	57.7
Had Intercepted	11	26
PUNTS/AVERAGE	75/42.5	90/40.8
PENALTIES/YARDS	64/567	95/636
FUMBLES/BALL LOST	30/16	39/18
TOUCHDOWNS	48	32
By Rushing	16	11
By Passing	28	19
By Returns	4	2

Score By Quarters	1	2	3	4	OT	Total
DOLPHINS	56	135	91	107	0	389
OPPONENTS	62	68	44	73	3	250

RUSHING	NO.	YDS.	AVG.	LG	TD
Franklin	224	746	3.3	18	8
Nathan	151	685	4.5	40	3
Overstreet	85	392	4.6	44	1
Bennett	49	197	4.0	25	2
Woodley	19	78	4.1	15	0
Marino	28	45	1.6	15	2
Hill	2	12	6.0	10	0
Clayton	2	9	4.5	9	0
Hardy	1	2	2.0	2	0
Harris	1	0	0	0	0
Strock	6	-16	-2.7	-2	0
DOLPHINS	568	2150	3.8	44	16
OPPONENTS	460	2037	4.4	55	11

RECEIVING	NO.	YDS.	AVG.	LG	TD
Nathan	52	461	8.9	25	1
Duper	51	1003	19.7	85t	10
Moore	39	558	14.3	66t	6
Rose	29	345	11.9	37	3
Johnson	24	189	7.9	33	4
Hardy	22	202	9.2	25	0
Harris	15	260	17.3	64t	1
Overstreet	8	55	6.9	20	2
Clayton	6	114	19.0	39	1
Bennett	6	35	5.8	9	0
Vigorito	1	7	7.0	7	0
Woodley	1	6	6.0	6	0
DOLPHINS	254	3235	12.7	85t	28
OPPONENTS	277	3365	12.1	80t	19

INTERCEPTIONS	NO.	YDS.	AVG.	LG	TD
Judson	6	60	10.0	29	0
Small	5	60	12.0	28	0
L. Blackwood..	4	77	19.3	45	0
G. Blackwood	3	0	0.0	0	0
Kozlowski	2	73	36.5	38t	2
Bokamper	2	43	21.5	24t	1
Rhone	1	15	15.0	15	0
Lankford	1	10	10.0	10	0
Vigorito	1	7	7.0	7	0
Brown	1	0	0.0	0	0
DOLPHINS	26	345	13.3	45	3
OPPONENTS	11	203	18.6	45	1

PUNTING	NO.	YDS.	AVG.	LG	BK
Roby	74	3189	43.1	64	1
DOLPHINS	75	3189	42.5	64	1
OPPONENTS	90	3674	40.8	63	1

PUNT RET.	NO.	YDS.	AVG.	LG	TD
Clayton	41	392	9.6	60t	1
Walker	8	86	10.8	23	0
Kozlowski	2	12	6.0	11	0
Vigorito	1	62	62.0	62	0
Heflin	1	19	19.0	19	0
G. Blackwood	1	10	10.0	10	0
Sowell	1	0	0.0	0	0
DOLPHINS	55	581	10.6	62	1
OPPONENTS	32	229	7.2	24	0

KICKOFF RET.	NO.	YDS.	AVG.	LG	TD
Walker	36	962	26.7	78	0
Kozlowski	4	50	12.5	23	0
Nathan	3	15	5.0	12	0
Heflin	1	27	27.0	27	0
Clayton	1	25	25.0	25	0
Bennett	1	0	0.0	0	0
DOLPHINS	47	1085	23.1	78	0
OPPONENTS	54	1024	19.0	40	0

SCORING	Ru	Pa	Rt	PAT	FG	S	TP
von Schamann	0	0	0	45/48	18/27	0	99
Duper	0	10	0	0	0	0	60
Franklin	8	0	0	0	0	0	48
Moore	0	6	0	0	0	0	036
Johnson	0	4	0	0	0	0	24
Nathan	3	1	0	0	0	0	24
Rose	0	3	0	0	0	0	18
Overstreet	1	2	0	0	0	0	18

Bennett	2	0	0	0	0	0	12
Clayton	0	1	1	0	0	0	12
Marino	2	0	0	0	0	0	12
Kozlowski	0	0	2	0	0	0	12
Bokamper	0	0	1	0	0	0	6
Harris	0	1	0	0	0	0	2
Charles	0	0	0	0	0	0	2

DOLPHINS	16	28	4	45/48	18/27	0	389
OPPONENTS	11	19	2	31/32	9/15	0	250

FIELD GOALS	1-19	20-29	30-39	40-49	50+
von Schamann..	2/2	6/6	5/8	3/6	2/5

DOLPHINS	2/2	6/6	5/8	3/6	2/5
OPPONENTS	0/0	4/5	3/5	2/5	0/0

SACKS
Betters 16.0, Baumhower 8.0, Bowser 6.5, Duhe 5.5, Charles 3.0, Rhone 3.0, Bokamper 2.0, Brown 2.0, Brudzinski 1.0, Hester 1.0, Kozlowski 1.0.

DOLPHINS 49.0, OPPONENTS 23.0

STARTERS

OFFENSE
WR - Mark Duper (11), Duriel Harris (4)
LT - Jon Giesler (16)
LG - Bob Kuechenberg (15), Jeff Toews (1)
C - Dwight Stephenson (16)
RG - Ed Newman (16)
RT - Eric Laakso (14), Roy Foster (1), Cleveland Green (1)
TE - Dan Johnson (16)
WR - Nat Moore (15)
QB - *Dan Marino (9), David Woodley (5), Don Strock (2)
RB - Tony Nathan (12)
FB - Andra Franklin (12), Woody Bennett (2)
2nd TE - Bruce Hardy (8)

DEFENSE
LDE - Doug Betters (16)
NT - Bob Baumhower (16)
DT - *Mike Charles (2)
RDE - Kim Bokamper (15)
LOLB - Bob Brudzinski (16)
LILB - A.J. Duhe (15)
RILB - Earnie Rhone (13), Rodell Thomas (2), *Mark Brown (1)
ROLB - Charles Bowser (16)
LCB - William Judson (16)
RCB - Gerald Small (15), Paul Lankford (1)
SS - Glenn Blackwood (16)
FS - Lyle Blackwood (16)

* Indicates Rookie

PASSING	ATT.	COMP.	YDS.	PCT.	TD	INT.	LG	SCK/LST	RATING
Marino	296	173	2210	58.4	20	6	85t	10/80	96.0
Woodley	89	43	528	48.3	3	4	64t	10/80	59.6
Strock	52	34	403	65.4	4	1	47	3/30	106.5
Nathan	4	3	46	75.0	0	0	22	0/0	112.5
Clayton	1	1	48	100.0	1	0	48t	0/0	158.3
DOLPHINS.....	442	254	3235	57.5	28	11	85t	23/190	91.2
OPPONENTS.....	480	277	3365	57.7	19	26	80t	49/363	70.0

1984 FINAL STATISTICS (14-2)

DATE	OPPONENT	SCORE	W/L	ATT.
9/2	at Washington	35-17	W	52,683
9/9	NEW ENGLAND	28-7	W	66,083
9/17	at Buffalo	21-17	W	65,455
9/23	INDIANAPOLIS	44-7	W	55,415
9/30	at St. Louis	36-28	W	46,991
10/7	at Pittsburgh	31-7	W	59,103
10/14	HOUSTON	28-10	W	54,080
10/21	at New England	44-24	W	60,711
10/28	BUFFALO	38-7	W	58,824
11/4	at N.Y. Jets	31-17	W	72,655
11/11	PHILADELPHIA	24-23	W	70,227
11/18	at San Diego	28-34(OT)	L	53,041
11/26	N.Y. JETS	28-17	W	74,884
12/2	L.A. RAIDERS	34-45	L	71,222
12/9	at Indianapolis	35-17	W	60,411
12/17	DALLAS	28-21	W	74,139

TEAM STATISTICS	MIA.	OPP.
TOTAL FIRST DOWNS	387	314
By Rushing	115	130
By Passing	243	172
By Penalty	29	12
Third Down: Made/Att.	103/200	87/218
Fourth Down: Made/Att. ...	6/11	17/21
TOTAL NET YARDS	6936	5420
Average Per Game	433.5	338.8
Total Plays	1070	1051
Average Per Play	6.5	5.2
NET YARDS RUSHING	1918	2155
Average Per Game	119.9	134.7
Total Rushes	483	458
NET YARDS PASSING	5018	3265
Average Per Game	313.6	204.1
Tackled/Yards Lost.	14/128	42/339
Gross Yards	5146	3604
Attempts/Completions.	572/367	551/310
Completion Percentage.	64.2	56.3
Had Intercepted	18	24
PUNTS/AVERAGE	51/44.7	83/41.9
PENALTIES/YARDS	67/527	93/772
FUMBLES/BALL LOST	26/10	23/12
TOUCHDOWNS	70	39
By Rushing	18	16
By Passing	49	22
By Returns	3	1

Score By Quarters	1	2	3	4	OT	Total
DOLPHINS	58	170	150	135	0	513
OPPONENTS	52	81	62	97	6	298

RUSHING	NO.	YDS.	AVG.	LG	TD
Bennett	144	606	4.2	19	7
Nathan	118	558	4.7	22	1
Carter	100	495	5.0	35	1
P. Johnson	68	159	2.3	9	9
Franklin	20	74	3.7	18	0
Clayton	3	35	11.7	30	0
Moore	1	3	3.0	3	0
Strock	2	-5	-2.5	0	0
Marino	27	-7	-0.3	10	0
DOLPHINS	484	1918	4.0	35	18
OPPONENTS	458	2155	4.7	52	16

RECEIVING	NO.	YDS.	AVG.	LG	TD
Clayton	73	1389	19.0	65	18
Duper	71	1306	18.4	80	8

PASSING	ATT.	COMP.	YDS.	PCT.	TD	INT.	LG	SCK/LST	RATING
Marino	564	362	5084	64.2	48	17	80t	13/120	108.9
Strock	6	4	27	66.7	0	0	0	0/0	76.4
Jensen	1	1	35	100.0	1	0	35t	1/8	158.3
Clayton	1	0	0	0.0	0	0	0	0/0	39.6
DOLPHINS	572	367	5146	64.2	49	18	80t	14/128	108.5
OPPONENTS	551	310	3604	56.3	22	24	76t	42/339	71.3

Nathan	61	579	9.5	24	2
Moore	43	573	13.3	37t	6
D. Johnson	34	426	12.5	42	3
Hardy	28	257	9.2	19t	5
Cefalo	18	185	10.3	25t	2
Jensen	13	139	10.7	20	2
Rose	12	195	16.3	34t	2
Carter	8	53	6.6	15	0
Bennett	6	44	7.3	20	1
DOLPHINS	367	5146	14.0	80t	49
OPPONENTS ..	310	3604	11.6	76t	22

INTERCEPTIONS	NO.	YDS.	AVG.	LG	TD
G. Blackwood	6	169	28.2	50	0
Judson	4	121	30.3	40	1
McNeal	3	41	13.7	30	1
L. Blackwood	3	29	9.7	15	0
Lankford	3	25	8.3	22	0
B. Brown	1	53	53.0	53	0
Kozlowski	1	26	26.0	26	0
Duhe	1	7	7.0	7	0
Sowell	1	7	7.0	7	0
Bruzdzinski	1	0	0.0	0	0
DOLPHINS	24	478	19.9	86t	2
OPPONENTS ..	18	377	20.9	97t	1

PUNTING	NO.	YDS.	AVG.	LG	BK
Roby	51	2281	44.7	69	0
DOLPHINS	51	2281	44.7	69	0
OPPONENTS ..	83	3476	41.9	89	0

PUNT RET.	NO.	YDS.	AVG.	LG	TD
Walker	21	169	8.0	33	0
Clayton	8	79	9.9	14	0
Heflin	6	76	12.7	37	0
Kozlowski	5	41	8.2	20	0
DOLPHINS	40	365	9.1	37	0
OPPONENTS ..	17	138	8.1	32	0

KICKOFF RET.	NO.	YDS.	AVG.	LG	TD
Walker	29	617	21.3	41	0
Heflin	9	130	14.4	26	0
Kozlowski	2	23	11.5	12	0
Clayton	2	15	7.5	14	0
Hill	1	14	14.0	14	0
Duhe	1	0	0.0	0	0
DOLPHINS	44	799	18.2	41	0
OPPONENTS ..	66	1360	20.6	42	0

SCORING	Ru	Pa	Rt	PAT	FG	S	TP
Clayton	0	18	0	0	0	0	108
v. Schamann ..	0	0	0	66/70	9/19	0	93
P. Johnson	9	0	0	0	0	0	54
Bennett	7	1	0	0	0	0	48
Duper	0	8	0	0	0	0	48
Moore	0	6	0	0	0	0	36
Hardy	0	5	0	0	0	0	30
D. Johnson	0	3	0	0	0	0	18
Nathan	1	2	0	0	0	0	18
Cefalo	0	2	0	0	0	0	12
Jensen	0	2	0	0	0	0	12
Rose	0	2	0	0	0	0	12
Baumhower ..	0	0	1	0	0	0	6
Carter	1	0	0	0	0	0	6
Judson	0	0	1	0	0	0	6
McNeal	0	0	1	0	0	0	6

DOLPHINS	18	49	3	66/70	9/19	0	513
OPPONENTS ..	16	22	1	37/38	9/17	0	298

FIELD GOALS	1-19	20-29	30-39	40-49	50+
von Schamann ..	0/0	7/7	2/5	0/4	0/3
DOLPHINS	0/0	7/7	2/5	0/4	0/3
OPPONENTS ..	0/0	0/1	4/4	4/9	1/3

SACKS
Betters 14.0, Bowser 9.0, Bokamper 4.0, Charles 3.0, Barnett 2.0, Baumhower 2.0, Brudzinski 2.0, Bensen 1.0, Brophy 1.0, M. Brown 1.0, Duhe 1.0, Lankford 1.0, Rhone 1.0.
DOLPHINS 42.0, OPPONENTS 14.0

STARTERS
OFFENSE
WR - Mark Duper (16)
LT - Jon Giesler (16)
LG - Roy Foster (16)
C - Dwight Stephenson (16)
RG - Ed Newman (16)
RT - Cleveland Green (12), Eric Laakso (4)
TE - Dan Johnson (16)
WR - Mark Clayton (15), Nat Moore (1)
QB - Dan Marino (16)
RB - Tony Nathan (12), Jim Jensen (2), *Joe Carter (2)
FB - Woody Bennett (9), Andra Franklin (2)
2nd TE - Bruce Hardy (5)

DEFENSE
LDE - Doug Betters (16)
NT - Bob Baumhower (15), Bill Barnett (1)
RDE - Kim Bokamper (10), Mike Charles (6)
LOLB - Bob Brudzinski (16)
LILB - A.J. Duhe (9), *Jay Brophy (5), Earnie Rhone (2)
RILB - Mark Brown (9), Earnie Rhone (7)
ROLB - Charles Bowser (15), Rodell Thomas (1)
LCB - Don McNeal (10), Paul Lankford (6)
RCB - William Judson (16)
SS - Glenn Blackwood (16)
FS - Lyle Blackwood (16)

* Indicates Rookie

1985 FINAL STATISTICS (12-4)

DATE	OPPONENT	SCORE	W/L	ATT.
9/8	at Houston	23-26	L	47,656
9/15	INDIANAPOLIS	30-13	W	53,693
9/22	KANSAS CITY	31-0	W	69,791
9/29	at Denver	30-26	W	73,614
10/6	PITTSBURGH	24-20	W	72,820
10/14	at N.Y. Jets	7-23	L	73,807
10/20	TAMPA BAY	41-38	W	62,335
10/27	at Detroit	21-31	L	75,291
11/3	at New England	13-17	L	58,811
11/10	N.Y. JETS	21-17	W	73,965
11/17	at Indianapolis	34-20	W	59,666
11/24	at Buffalo	23-14	W	50,474
12/2	CHICAGO	38-24	W	75,594
12/8	at Green Bay	34-24	W	52,671
12/16	NEW ENGLAND	30-27	W	69,489
12/22	BUFFALO	28-0	W	64,811

TEAM STATISTICS		MIA.	OPP.
TOTAL FIRST DOWNS	361	314	
By Rushing	116	135	
By Passing	218	160	
By Penalty	27	19	
Third Down: Made/Att.	88/193	88/216	
Fourth Down: Made/Att.	8/11	8/13	
TOTAL NET YARDS	5843	5767	
Average Per Game	365.2	360.4	
Total Plays	1039	1033	
Average Per Play	5.6	5.6	
NET YARDS RUSHING	1729	2256	
Average Per Game	108.1	141.0	
Total Rushes	444	509	
NET YARDS PASSING	4114	3511	
Average Per Game	257.1	219.4	
Tackled/Yards Lost.	19/164	38/278	
Gross Yards	4278	3789	
Attempts/Completions	576/343	487/257	
Completion Percentage	59.5	52.8	
Had Intercepted	21	23	
PUNTS/AVERAGE	59/43.7	73/40.7	
PENALTIES/YARDS	77/637	112/854	
FUMBLE/BALL LOST	31/20	36/18	
TOUCHDOWNS	52	38	
By Rushing	19	15	
By Passing	31	21	
By Returns	2	2	

Score By Quarters	1	2	3	4	OT	Total
DOLPHINS	88	136	95	109	0	428
OPPONENTS	44	96	78	102	0	320

RUSHING	NO.	YDS.	AVG.	LG	TD
Nathan	143	667	4.7	22	5
Davenport	98	370	3.8	33	11
Hampton	105	369	3.5	15	3
Bennett	54	256	4.7	17	0
Carter	14	76	5.4	19	0
N. Moore	1	11	11.0	11	0
Clayton	1	10	10.0	10	0
Strock	2	-6	-3.0	-3	0
Marino	26	-24	-0.9	2	0
DOLPHINS	444	1729	3.9	33	19
OPPONENTS	509	2256	4.4	32	15

RECEIVING	NO.	YDS.	AVG.	LG	TD
Nathan	72	651	9.0	73	1
Clayton	70	996	14.2	45	4
N. Moore	51	701	13.7	69t	7

PASSING	ATT.	COMP.	YDS.	PCT.	TD	INT.	LG	SCK/LST	RATING
Marino	567	336	4137	59.3	30	21	73	18/157	84.1
Strock	9	7	141	77.8	1	0	67t	0/0	154.7
Clayton	0	0	0	0.0	0	0	0	1/7	-
DOLPHINS	576	343	4278	59.5	31	21	73	19/164	85.6
OPPONENTS	487	257	3789	52.8	21	23	80t	38/278	73.3

Hardy	39	409	10.5	31	4
Duper	35	650	18.6	67t	3
Rose	19	306	16.1	42	4
Johnson	13	192	14.8	61t	3
Davenport	13	74	5.7	17t	2
Bennett	10	101	10.1	27	1
Hampton	8	56	7.0	15	0
Heflin	6	98	16.3	46t	1
Harris	3	24	8.0	11	0
Carter	2	4	2.0	4	0
Vigorito	1	9	9.0	9	0
Jensen	1	4	4.0	4t	1

DOLPHINS	343	4278	12.5	73	31
OPPONENTS	257	3789	14.7	80t	21

INTERCEPTIONS NO.	YDS.	AVG.	LG	TD
-------------------	------	------	----	----

G. Blackwood	6	36	6.0	17	0
Judson	4	88	22.0	61t	1
Lankford	4	10	2.5	6	0
B. Brown	2	40	20.0	26	0
Brophy	1	41	41.0	41	0
H. Green	1	28	28.0	28	0
Shipp	1	7	7.0	7	0
Brudzinski	1	6	6.0	6	0
M. Brown	1	5	5.0	5	0
Moyer	1	4	4.0	4	0
L. Blackwood	1	0	0.0	0	0

DOLPHINS	23	265	11.5	61t	1
OPPONENTS	21	100	4.8	40	0

PUNTING	NO.	YDS.	AVG.	LG	BK
---------	-----	------	------	----	----

Roby	59	2576	43.7	63	0
DOLPHINS	59	2576	43.7	63	0
OPPONENTS	73	2972	40.7	67	1

PUNT RET.	NO.	YDS.	AVG.	LG	TD
-----------	-----	------	------	----	----

Vigorito	22	197	9.0	21	0
Kozlowski	7	65	9.3	17	0
Lockett	5	23	4.6	8	0
G. Blackwood	3	20	6.7	18	0
Clayton	2	14	7.0	11	0

DOLPHINS	39	319	8.2	21	0
OPPONENTS	27	371	13.7	70t	1

KICKOFF RET.	NO.	YDS.	AVG.	LG	TD
--------------	-----	------	------	----	----

Hampton	45	1020	22.7	46	0
Carter	4	82	20.5	25	0
L. Blackwood	2	32	16.0	17	0
Hardy	1	11	11.0	11	0
Kozlowski	0	32	-	-	-
DOLPHINS	52	1177	22.6	46	0
OPPONENTS	63	1359	21.6	50	0

SCORING	Ru	Pa	Rt	PAT	FG	S	TP
---------	----	----	----	-----	----	---	----

Reveiz	0	0	0	50/52	22/27	0	116
Davenport	11	2	0	0	0	0	78
N. Moore	0	7	0	0	0	0	42
Nathan	5	1	0	0	0	0	36
Clayton	0	4	0	0	0	0	24
Rose	0	4	0	0	0	0	24
Hardy	0	4	0	0	0	0	24
Duper	0	3	0	0	0	0	18
Hampton	3	0	0	0	0	0	18
Johnson	0	3	0	0	0	0	18
Bennett	0	1	0	0	0	0	6
Brudzinski	0	0	1	0	0	0	6

Heflin	0	1	0	0	0	0	6
Jensen	0	1	0	0	0	0	6
Judson	0	0	1	0	0	0	6

DOLPHINS	19	31	2	50/52	22/27	0	428
OPPONENTS	15	21	2	25/38	19/28	0	320

FIELD GOALS	1-19	20-29	30-39	40-49	50-59
-------------	------	-------	-------	-------	-------

Reveiz	0/0	8/9	5/5	9/10	0/3
--------	-----	-----	-----	------	-----

DOLPHINS	0/0	8/9	5/5	9/10	0/3
OPPONENTS	2/2	5/5	7/9	4/10	1/2

SACKS

Charles	7.0	Besters	6.5	M. Moore	5.5	H. Green	5.0	Brudzinski	3.0	Bokamper	2.5	Bowser	2.5	Baumhower	2.0	G. Blackwood	1.0	Brophy	1.0	M. Brown	1.0	Little	1.0
---------	-----	---------	-----	----------	-----	----------	-----	------------	-----	----------	-----	--------	-----	-----------	-----	--------------	-----	--------	-----	----------	-----	--------	-----

DOLPHINS	38.0	OPPONENTS	19.0
----------	------	-----------	------

STARTERS

OFFENSE

WR - Mark Duper (8), Nat Moore (7), Jim Jensen (1)
--

LT - Jon Giesler (13), Ronnie Lee (1), Cleveland Green (1), *Jeff Dellenbach (1)
--

LG - Roy Foster (16)

C - Dwight Stephenson (16)

RG - Ronnie Lee (6), Steve Clark (5), Jeff Toews (5)
--

RT - Cleveland Green (10), Ronnie Lee (6)

TE - Bruce Hardy (16)

WR - Mark Clayton (16)

QB - Dan Marino (16)

RB - Tony Nathan (15), *Lorenzo Hampton (1)

FB - Woody Bennett (13), *Ron Davenport (1)

2nd TE - Dan Johnson (1), Joe Rose (1)
--

DEFENSE

LDE - Doug Betters (14), Mack Moore (2)

NT - Mike Charles (15), Bill Barnett (1)
--

RDE - Kim Bokamper (12), *George Little (3), Mike Charles (1)

LOLB - Bob Brudzinski (13), Robin Sendlein (3)
--

LILB - Jackie Shipp (10), Jay Brophy (6)
--

RILB - Mark Brown (15), Jackie Shipp (1)
--

ROLB - Hugh Green (11), Sanders Shiver (3), Charles Bowser (2)
--

LCB - Paul Lankford (15), Robert Sowell (1)

RCB - William Judson (16)

SS - Glenn Blackwood (14), Mike Kozlowski (2)

FS - Bud Brown (16)

* Indicates Rookie

1986 FINAL STATISTICS (8-8)

DATE	OPPONENT	SCORE	W/L	ATT.
9/7	at San Diego	28-50	L	57,726
9/14	INDIANAPOLIS	30-10	W	51,848
9/21	at N.Y. Jets	45-51(OT)	L	71,025
9/28	SAN FRANCISCO	16-31	L	70,264
10/5	at New England	7-34	L	60,689
10/12	BUFFALO	27-14	W	49,467
10/19	L.A. RAIDERS	28-30	L	53,421
10/26	at Indianapolis	17-13	W	58,350
11/2	HOUSTON	28-7	W	43,804
11/10	at Cleveland	16-26	L	77,949
11/16	at Buffalo	34-24	W	76,474
11/24	N.Y. JETS	45-3	W	70,206
11/30	ATLANTA	14-20	L	53,762
12/7	at New Orleans	31-27	W	64,761
12/14	at L.A. Rams	37-31(OT)	W	62,629
12/22	NEW ENGLAND	27-34	L	74,516

TEAM STATISTICS	MIA.	OPP.
TOTAL FIRST DOWNS	351	337
By Rushing	84	144
By Passing	250	177
By Penalty	17	16
Third Down: Made/Att.	98/191	86/209
Fourth Down: Made/Att.	2/10	10/18
TOTAL NET YARDS	6324	6050
Average Per Game	395.3	378.1
Total Plays	1011	1058
Average Per Play	6.3	5.9
NET YARDS RUSHING	1545	2437
Average Per Game	96.6	155.8
Total Rushes	349	540
NET YARDS PASSING	4779	3557
Average Per Game	298.7	222.3
Tackled/Yards Lost	17/119	33/268
Gross Yards	4898	3825
Attempts/Completions	645/392	485/290
Completion Percentage	60.8	59.8
Had Intercepted	23	13
PUNTS/AVERAGE	56/44.2	64/41.4
PENALTIES/YARDS	72/609	82/596
FUMBLES/BALL LOST	37/14	32/14
TOUCHDOWNS	56	47
By Rushing	9	23
By Passing	46	22
By Returns	1	2

Score By Quarters	1	2	3	4	OT	Total
DOLPHINS	45	177	102	100	6	430
OPPONENTS	101	127	58	113	6	405

RUSHING	NO.	YDS.	AVG.	LG	TD
Hampton	186	830	4.5	54t	9
Davenport	75	314	4.2	35	0
Nathan	27	203	7.5	20	0
Bennett	36	162	4.5	16	0
Clayton	2	33	16.5	22	0
Carter	4	18	4.5	9	0
Ellis	3	6	2.0	2	0
Strock	1	0	0.0	0	0
Marino	12	-3	-0.3	13	0
Roby	2	-8	-4.0	0	0
Duper	1	-10	-10.0	-10	0
DOLPHINS	349	1545	4.4	54t	9
OPPONENTS	540	2493	4.6	47	23

RECEIVING	NO.	YDS.	AVG.	LG	TD
Duper	67	1313	19.6	85t	11

PASSING	ATT.	COMP.	YDS.	PCT.	TD	INT.	LG	SCK/LST	RATING
Marino	623	378	4746	60.7	44	23	85t	17/119	92.5
Strock	20	14	152	70.0	2	0	21	0/0	125.4
Jensen	2	0	0	0.0	0	0	0	0/0	39.6
DOLPHINS	645	392	4898	60.8	46	23	85t	17/119	93.3
OPPONENTS	485	290	3825	59.8	22	13	65t	33/268	88.7

Hampton	61	446	7.3	19	3
Clayton	60	1150	19.2	68t	10
Hardy	54	430	8.0	18t	5
Nathan	48	457	9.5	23t	2
N. Moore	38	431	11.3	38t	7
Davenport	20	177	8.9	27	1
Johnson	19	170	8.9	20	4
Pruitt	15	235	15.7	27	2
Jensen	5	50	10.0	20t	1
Bennett	4	33	8.3	13	0
Carter	1	6	6.0	6	0
DOLPHINS	392	4898	12.5	85t	46
OPPONENTS	290	3825	13.2	65t	22

INTERCEPTIONS	NO.	YDS.	AVG.	LG	TD
Rose	2	63	31.5	36	0
McNeal	2	46	23.0	29	0
G. Blackwood	2	10	5.0	7	0
Judson	2	0	0.0	0	0
L. Blackwood	1	14	14.0	14	0
Offerdahl	1	14	14.0	14	0
B. Brown	1	3	3.0	3	0
Charles	1	2	2.0	2	0
Kozlowski	1	0	0.0	0	0
DOLPHINS	13	152	11.7	36	0
OPPONENTS	23	221	9.6	70t	1

PUNTING	NO.	YDS.	AVG.	LG	BK
Roby	56	2476	44.2	73	0
DOLPHINS	56	2476	44.2	73	0
OPPONENTS	64	2648	41.4	64	0

PUNT RET.	NO.	YDS.	AVG.	LG	TD
Ellis	24	149	6.2	17	0
Pruitt	11	150	13.6	71t	1
G. Blackwood	1	0	0.0	0	0
L. Blackwood	1	0	0.0	0	0
Clayton	1	0	0.0	0	0
Thompson	1	0	0.0	0	0
N. Moore	1	-2	-2.0	-2	0
DOLPHINS	40	297	7.4	71t	1
OPPONENTS	23	200	8.7	34	0

KICKOFF RET.	NO.	YDS.	AVG.	LG	TD
Ellis	25	541	21.6	41	0
Davenport	16	285	17.8	37	0
Hampton	9	182	20.2	25	0
Carter	9	133	14.8	22	0
Hardy	3	39	13.0	16	0
L. Lee	1	5	5.0	5	0
Johnson	1	0	0.0	0	0
Toth	1	0	0.0	0	0
DOLPHINS	65	1185	18.2	41	0
OPPONENTS	53	997	18.8	40	0

SCORING	Ru	Pa	Rt	PAT	FG	S	TP
Revez	0	0	0	52/55	14/22	0	94
Hampton	9	3	0	0	0	0	72
Duper	0	11	0	0	0	0	66
Clayton	0	10	0	0	0	0	60
N. Moore	0	7	0	0	0	0	42
Hardy	0	5	0	0	0	0	30
Johnson	0	4	0	0	0	0	24
Pruitt	0	2	1	0	0	0	18
Nathan	0	2	0	0	0	0	12
Davenport	0	1	0	0	0	0	6
Jensen	0	1	0	0	0	0	6

DOLPHINS	9	46	1	52/55	14/22	0	430
OPPONENTS	23	22	2	45/46	26/31	0	405

FIELD GOALS	1-19	20-29	30-39	40-49	50+	
Revez	1/1	5/5	4/6	3/8	1/2
DOLPHINS	1/1	5/5	4/6	3/8	1/2
OPPONENTS	2/2	6/7	12/14	6/6	0/2

SACKS																											
M. Brown	5.0	Bettors	4.0	H. Green	4.0	Little	4.0	J. Foster	3.0	Brudzinski	2.0	Offerdahl	2.0	Robinson	2.0	Turner	2.0	Shipp	1.0	Baumhower	1.0	M. Moore	1.0	Smith	1.0	Sochia	1.0
DOLPHINS	33.0	OPPONENTS	17.0																								

STARTERS		
OFFENSE		
WR - Mark Duper (16)		
LT - Jon Giesler (7), Cleveland Green (5), Jeff Dellenbach (4)		
LG - Roy Foster (16)		
C - Dwight Stephenson (16)		
RG - Ronnie Lee (9), Larry Lee (5), Jeff Dellenbach (2)		
RT - Greg Koch (16)		
TE - Bruce Hardy (14)		
WR - Mark Clayton (14), Nat Moore (1)		
QB - Dan Marino (16)		
DOLPHINS	16	RB - Lorenzo Hampton (16)
FB - Woody Bennett (14), Ron Davenport (2)		
2nd TE - Dan Johnson (1)		

DEFENSE
LDE - T.J. Turner (15), Doug Bettors (1)
NT - Bob Baumhower (12), Mike Charles (4)
LOLB - Bob Brudzinski (16)
LILB - Jackie Shipp (14), Larry Kolic (2)
RILB - John Offerdahl (15), Andy Hendl (1)
ROLB - Mark Brown (11), Hugh Green (3), David Frye (2)
LCB - Paul Lankford (11), Reyna Thompson (4), Don McNeal (1)
RCB - William Judson (16)
SS - Glenn Blackwood (10), Lyle Blackwood (4), Bud Brown (1), Paul Lankford (1)
FS - Bud Brown (14), Donovan Rose (2)

* Indicates Rookie

1987 FINAL STATISTICS (8-7)

DATE	OPPONENT	SCORE	W/L	ATT.
9/13	at New England	21-28	L	54,642
9/20	at Indianapolis	23-10	W	57,524
10/4	at Seattle	20-24	L	19,448
10/11	KANSAS CITY	42-0	W	25,867
10/18	at N.Y. Jets	31-37(OT)	L	18,249
10/25	BUFFALO	31-34(OT)	L	61,295
11/1	PITTSBURGH	35-24	W	52,578
11/8	at Cincinnati	20-14	W	53,840
11/15	INDIANAPOLIS	21-40	L	65,433
11/22	at Dallas	20-14	W	56,519
11/29	at Buffalo	0-27	L	68,055
12/7	N.Y. JETS	37-28	W	62,592
12/13	at Philadelphia	28-10	W	63,841
12/20	WASHINGTON	23-21	W	65,715
12/28	NEW ENGLAND	10-24	L	61,192

TEAM STATISTICS	MIA.	OPP.
TOTAL FIRST DOWNS	331	314
By Rushing	109	115
By Passing	197	176
By Penalty	25	23
Third Down: Made/Att.	96/202	94/208
Fourth Down: Made/Att.	9/18	5/13
TOTAL NET YARDS	5538	5445
Average Per Game	369.2	363.0
Total Plays	1005	1013
Average Per Play	5.5	5.4
NET YARDS RUSHING	1662	2198
Average Per Game	110.8	146.5
Total Rushes	408	498
NET YARDS PASSING	3876	3247
Average Per Game	258.4	216.5
Tacked/Yards Lost	13/101	21/183
Gross Yards	3977	3430
Attempts/Completions	584/338	494/295
Completion Percentage	57.9	59.7
Had Intercepted	20	16
PUNTS/AVERAGE	63/38.5	71/38.8
PENALTIES/YARDS	76/634	103/850
FUMBLE/BALL LOST	37/17	32/16
TOUCHDOWNS	47	42
By Rushing	16	18
By Passing	29	21
By Returns	2	3

Score by Quarters	1	2	3	4	OT	Total
DOLPHINS	90	100	89	83	0	362
OPPONENTS	63	105	61	97	9	335

RUSHING	NO.	YDS.	AVG.	LG	TD
Stradford	145	619	4.3	51	6
Hampton	75	289	3.9	34	1
R. Scott	47	199	4.2	24	3
Davenport	32	114	3.6	27	1
W. Bennett	25	102	4.1	18	0
Mackey	17	98	5.8	17	2
Baley	10	55	5.5	13	0
Konecny	6	46	7.7	19	0
Tagliari	13	45	3.5	7	1
Isom	9	41	4.6	8	1
Nathan	4	20	5.0	8	0
Jensen	4	18	4.5	9	0
Roth	3	10	3.3	9	0
Clayton	2	8	4.0	4	0
T. Brown	3	3	1.0	3	0
Roby	1	0	0.0	0	0
Marino	12	-5	-0.4	5t	1
DOLPHINS	408	1662	4.1	51	16
OPPONENTS	494	2198	4.4	51	18

RECEIVING	NO.	YDS.	AVG.	LG	TD
Stradford	48	457	9.5	34	1
Clayton	46	776	16.9	43	7
Duper	33	597	18.1	59t	8

Hardy	28	292	10.4	31	2
Davenport	27	249	9.2	29	1
Prutt	26	404	15.5	37	3
Jensen	26	221	8.5	20	1
Hampton	23	223	9.7	24	0
Tagliari	12	117	9.8	27	0
Nathan	10	77	7.7	14	0
Douglas	9	92	10.2	17	1
Sampton	8	64	8.0	19	0
Chavis	7	108	15.4	27	0
Lewis	6	53	8.8	22	1
Konecny	6	26	4.3	10	0
Reilly	5	70	14.0	20	0
Da. Johnson	4	35	8.8	22	2
W. Bennett	4	18	4.5	6	0
Caterbone	2	46	23.0	30	0
W. Smith	2	13	6.5	8	1
R. Scott	2	7	3.5	5	0
Isom	1	11	11.0	11	0
Banks	1	10	10.0	10t	1
T. Brown	1	6	6.0	6	0
Farmer	1	5	5.0	5	0
DOLPHINS	338	3977	11.8	59t	29
OPPONENTS	295	3430	11.6	55	21

INTERCEPTIONS	NO.	YDS.	AVG.	LG	TD
Lankford	3	44	14.7	44	0
Blackwood	3	17	5.7	17	0
Randle	2	16	8.0	11	0
Hooper	2	11	5.5	11	0
Judson	2	11	5.5	10	0
Hobley	2	7	3.5	7	0
Sowell	1	29	29.0	29	0
B. Brown	1	0	0.0	0	0
DOLPHINS	16	135	8.4	44	0
OPPONENTS	20	298	14.9	68	2

PUNTING	NO.	YDS.	AVG.	LG	BK
Roby	32	1371	42.8	77	0
Hayes	7	274	39.1	51	1
Gore	14	502	35.9	60	0
Strock	9	277	30.8	44	0
DOLPHINS	63	2424	38.5	77	1
OPPONENTS	71	2753	38.8	73	0

PUNT RET.	NO.	YDS.	AVG.	LG	TD
Schwedes	24	203	8.5	31	0
Caterbone	9	78	8.7	21	0
B. Brown	2	8	4.0	8	0
Blackwood	1	1	1.0	1	0
Hooper	1	0	0.0	0	0
DOLPHINS	37	209	7.8	31	0
OPPONENTS	26	141	5.4	15	0

KICKOFF RET.	NO.	YDS.	AVG.	LG	TD
Hampton	16	304	19.0	32	0
Stradford	14	258	18.4	32	0
Schwedes	9	177	19.7	34	0
Hardy	5	62	12.4	18	0
Farmer	3	56	18.7	23	0
Roth	2	49	24.5	26	0
Da. Johnson	2	13	6.5	10	0
R. Scott	1	22	22.0	22	0
Isom	1	11	11.0	11	0
Lewis	1	0	0.0	0	0
DOLPHINS	54	952	17.6	34	0
OPPONENTS	67	1222	18.2	47	0

SCORING	Ru	Pa	Rt	PAT	FG	S	TP
Revez	0	0	28/30	9/11	0	55	
Duper	0	8	0	0	0	0	48
Clayton	0	7	0	0	0	0	42
Stradford	6	1	0	0	0	0	42
Beecher	0	0	0	12/12	3/4	0	21

Prutt	0	3	0	0	0	0	18
R. Scott	3	0	0	0	0	0	18
Davenport	1	0	0	0	0	0	12
Hardy	0	2	0	0	0	0	12
Da. Johnson	0	2	0	0	0	0	12
Mackey	2	0	0	0	0	0	12
Banks	0	1	0	0	0	0	6
Douglas	0	1	0	0	0	0	6
Hampton	1	0	0	0	0	0	6
Hobley	0	0	1	0	0	0	6
Hooper	0	0	1	0	0	0	6
Isom	1	0	0	0	0	0	6
Jensen	0	1	0	0	0	0	6
Lewis	0	1	0	0	0	0	6
Marino	1	0	0	0	0	0	6
W. Smith	0	1	0	0	0	0	6
Tagliari	1	0	0	0	0	0	6
Tiffin	0	0	0	4/4	0/1	0	4

DOLPHINS	16	29	2	44/47	12/16	0	362
OPPONENTS	18	21	3	41/47	14/22	0	335

FIELD GOALS	1-19	20-29	30-39	40-49	50+
Revez	1/1	2/2	2/2	4/6	0/0
Beecher	1/1	0/0	1/1	1/2	0/0
Tiffin	0/0	0/0	0/0	0/1	0/0
DOLPHINS	2/2	2/2	3/3	5/9	0/0
OPPONENTS	0/0	7/8	4/7	2/5	1/2

SACKS
Turner 4.0, Sochia 3.5, Bosa 3.0, Readon 2.0, Lambrecht 1.5, Offerdahl 1.5, M. Brown 1.0, Brudzinski 1.0, Frye 1.0, Graf 1.0, S. Scott 1.0, Wimberly 0.5.
DOLPHINS 21.0, OPPONENTS 13.0

STARTERS
OFFENSE
WR - Mark Duper (11), *Leland Douglas (2), James Prutt (1), Damon Reilly (1)
LT - Jon Gesler (9), Jeff Dellenbach (3), *Scott Kehoe (3)
LG - Roy Foster (12), Jeff Wisika (3)
C - Dwight Stephenson (9), Jeff Dellenbach (3), Greg Ours (3)
RG - Tom Toth (12), Jim Gilmore (2), Louis Oubre (1)
RT - Ronnie Lee (9), Bill Beales (3), *Mark Dennis (2), Greg Koch (1)
TE - Bruce Hardy (12), Lawrence Sampton (3)
WR - Mark Clayton (12), Mike Caterbone (1), *Eddie Chavis (1)
QB - Dan Marino (12), Kyle Mackey (3)
RB - Lorenzo Hampton (6), *Troy Bradford (5), *Ronald Scott (2), John Tagliari (1)
FB - Woody Bennett (11), Ron Davenport (1), Clarence Bailey (1), Rickey Isom (1)
2nd TE - Bud Lewis (3)

DEFENSE
LDE - T.J. Turner (12), Derek Wimberly (3)
NT - Brian Sochia (12), *Mike Lambrecht (3)
RDE - *John Bosa (12), Charles Bennett (3)
LOLB - Bob Brudzinski (7), *Rick Graf (5), Dennis Fowlkes (3)
LILB - Jackie Shipp (12), *Victor Morris (3)
RILB - John Offerdahl (9), Mark Brown (3), *Tim Pidgeon (3)
ROLB - Mark Brown (9), Duke Schamel (3), Bob Brudzinski (1), David Frye (1), Hugh Green (1)
LCB - Paul Lankford (11), Robert Sowell (3), Reyna Thompson (1)
RCB - William Judson (12), Trel Hooper (2), John Swain (1)
SS - Glenn Blackwood (8), Liffort Hobley (4), Demetrious Johnson (2), Tate Randle (1)
FS - Bud Brown (8), Lyle Blackwood (2), Liffort Hobley (2), Trel Hooper (1), Donovan Rose (1), Paul Lankford (1)

STARTERS
OFFENSE

WR - Mark Duper (11), *Leland Douglas (2), James Prutt (1), Damon Reilly (1)
LT - Jon Gesler (9), Jeff Dellenbach (3), *Scott Kehoe (3)
LG - Roy Foster (12), Jeff Wisika (3)
C - Dwight Stephenson (9), Jeff Dellenbach (3), Greg Ours (3)
RG - Tom Toth (12), Jim Gilmore (2), Louis Oubre (1)
RT - Ronnie Lee (9), Bill Beales (3), *Mark Dennis (2), Greg Koch (1)
TE - Bruce Hardy (12), Lawrence Sampton (3)
WR - Mark Clayton (12), Mike Caterbone (1), *Eddie Chavis (1)
QB - Dan Marino (12), Kyle Mackey (3)
RB - Lorenzo Hampton (6), *Troy Bradford (5), *Ronald Scott (2), John Tagliari (1)
FB - Woody Bennett (11), Ron Davenport (1), Clarence Bailey (1), Rickey Isom (1)
2nd TE - Bud Lewis (3)

LDE - T.J. Turner (12), Derek Wimberly (3)
NT - Brian Sochia (12), *Mike Lambrecht (3)
RDE - *John Bosa (12), Charles Bennett (3)
LOLB - Bob Brudzinski (7), *Rick Graf (5), Dennis Fowlkes (3)
LILB - Jackie Shipp (12), *Victor Morris (3)
RILB - John Offerdahl (9), Mark Brown (3), *Tim Pidgeon (3)
ROLB - Mark Brown (9), Duke Schamel (3), Bob Brudzinski (1), David Frye (1), Hugh Green (1)
LCB - Paul Lankford (11), Robert Sowell (3), Reyna Thompson (1)
RCB - William Judson (12), Trel Hooper (2), John Swain (1)
SS - Glenn Blackwood (8), Liffort Hobley (4), Demetrious Johnson (2), Tate Randle (1)
FS - Bud Brown (8), Lyle Blackwood (2), Liffort Hobley (2), Trel Hooper (1), Donovan Rose (1), Paul Lankford (1)

* Indicates Rookie

PASSING	ATT.	COMP.	YDS.	PCT.	TD	INT.	LG	SCK/LST	RATING
Marino	444	263	3245	59.2	26	13	59t	9/77	89.2
Mackey	109	57	604	52.3	3	5	30	4/24	58.8
Strock	23	13	114	56.5	0	1	26	0/0	51.7
Stankavage	7	4	8	57.1	0	1	8	0/0	22.6

1988 FINAL STATISTICS (6-10)

DATE	OPPONENT	SCORE	W/L	ATT.
9/4	at Chicago	7-34	L	63,330
9/11	at Buffalo	6-9	L	79,520
9/18	GREEN BAY	24-17	W	54,409
9/25	at Indianapolis	13-15	L	59,638
10/2	MINNESOTA	24-7	W	59,867
10/9	at L.A. Raiders	24-14	W	50,751
10/16	SAN DIEGO	31-28	W	58,972
10/23	N.Y. JETS	30-44	L	68,292
10/30	at Tampa Bay	17-14	W	67,352
11/6	at New England	10-21	L	60,840
11/14	BUFFALO	6-31	L	67,091
11/20	NEW ENGLAND	3-6	L	53,526
11/27	at N.Y. Jets	34-38	L	52,752
12/4	INDIANAPOLIS	28-31	L	45,236
12/12	CLEVELAND	38-31	W	61,884
12/18	at Pittsburgh	24-40	L	36,051

TEAM STATISTICS	MIA.	OPP.
TOTAL FIRST DOWNS	321	359
By Rushing	77	155
By Passing	218	173
By Penalty	26	31
Third Down: Made/Att.	71/184	101/207
Fourth Down: Made/Att. ...	7/16	6/13
TOTAL NET YARDS	5721	5781
Average Per Game	357.6	361.3
Total Plays	963	1072
Average Per Play	5.9	5.4
NET YARDS RUSHING	1205	2506
Average Per Game	75.3	156.6
Total Rushes	335	557
NET YARDS PASSING	4516	3275
Average Per Game	282.3	204.7
Tackled/Yards Lost	7/41	24/167
Gross Yards	4557	3442
Attempts/Completions	621/363	491/298
Completion Percentage	58.5	60.7
Had Intercepted	23	16
PUNTS/AVERAGE	64/43.0	58/41.8
PENALTIES/YARDS	99/845	103/734
FUMBLES/BALL LOST	26/12	31/15
TOUCHDOWNS	41	45
By Rushing	11	22
By Passing	29	19
By Returns	1	4

Score By Quarters	1	2	3	4	OT	Total
DOLPHINS	72	97	88	62	0	319
OPPONENTS	51	159	69	101	0	380

RUSHING	NO.	YDS.	AVG.	LG	TD
Hampton	117	414	3.5	33	9
Stradford	95	335	3.5	18	2
Davenport	55	273	5.0	64	0
Bennett	31	115	3.7	12	0
Jensen	10	68	6.8	23	0
Cribbs	5	21	4.2	11	0
Clayton	1	4	4.0	4	0
Edmunds	1	-8	-8.0	-8	0
Marino	20	-17	-0.9	6	0
DOLPHINS	335	1205	3.6	64	11
OPPONENTS	557	2506	4.5	44	22

RECEIVING	NO.	YDS.	AVG.	LG	TD
Clayton	86	1129	13.1	45t	14
Jensen	58	652	11.2	31	5
Stradford	56	426	7.6	36	1

PASSING	ATT.	COMP.	YDS.	PCT.	TD	INT.	LG	SCK/LST	RATING
Marino	606	354	4434	58.4	28	23	80t	6/31	80.8
Jaworski	14	9	123	64.3	1	0	22	1/10	116.1
Stradford	1	0	0	0.0	0	0	0	0/0	39.6
DOLPHINS	621	363	4557	58.5	29	23	80t	7/41	81.5
OPPONENTS	491	298	3442	60.7	19	16	47	24/167	81.2

Duper	39	626	16.1	56	1
Edmunds	33	575	17.4	80t	3
Davenport	30	282	9.4	27	0
Banks	23	430	18.7	55	2
Hampton	23	204	8.9	39t	3
Schwedes	6	130	21.7	42	0
Hardy	4	46	11.5	19	0
Pruitt	2	38	19.0	19	0
Bennett	2	16	8.0	12	0
Kinchen	1	3	3.0	3	0

DOLPHINS	363	4557	12.6	80t	29
OPPONENTS	298	3442	11.6	47	19

INTERCEPTIONS	NO.	YDS.	AVG.	LG	TD
Williams	4	62	15.5	23	0
Judson	4	57	14.3	52	0
M. Brown	2	13	6.5	13	0
Offerdahl	2	2	1.0	2	0
Thomas	1	48	48.0	48	0
McNeal	1	23	23.0	23	0
Graf	1	14	14.0	14	0
Lankford	1	0	0.0	0	0
DOLPHINS	16	219	13.7	52	0
OPPONENTS	23	399	17.3	78t	4

DOLPHINS	16	219	13.7	52	0
OPPONENTS	23	399	17.3	78t	4

PUNTING	NO.	YDS.	AVG.	LG	BK
Roby	64	2754	43.0	64	0
DOLPHINS	64	2754	43.0	64	0
OPPONENTS	58	2427	41.8	66	1

PUNT RET.	NO.	YDS.	AVG.	LG	TD
Schwedes	24	230	9.6	36	0
Williams	3	29	9.7	14	0
DOLPHINS	27	259	9.6	36	0
OPPONENTS	35	318	9.1	31	0

KICKOFF RET.	NO.	YDS.	AVG.	LG	TD
Cribbs	41	863	21.0	44	0
Hampton	9	216	24.0	37	0
Williams	8	159	19.9	27	0
Schwedes	3	49	16.3	25	0
Davenport	2	41	20.5	21	0
Edmunds	1	20	20.0	20	0
Hardy	1	17	17.0	17	0
DOLPHINS	65	1365	21.0	44	0
OPPONENTS	53	1109	20.9	57	0

SCORING	Ru	Pa	Rt	PAT	FG	S	TP
Clayton	0	14	0	0	0	0	84
Hampton	9	3	0	0	0	0	72
Revez	0	0	0	31/32	8/12	0	55
Jensen	0	5	0	0	0	0	30
Edmunds	0	3	0	0	0	0	18
Franklin	0	0	0	6/7	4/11	0	18
Stradford	2	1	0	0	0	0	18
Banks	0	2	0	0	0	0	12
Duper	0	1	0	0	0	0	6
Hobley	0	0	1	0	0	0	6
DOLPHINS	11	29	1	37/41	12/23	0	319
OPPONENTS	22	19	4	44/45	22/28	0	380

FIELD GOALS	1-19	20-29	30-39	40-49	50+
Revez	0/0	4/4	3/4	1/2	0/2
Franklin	0/0	1/2	2/4	0/1	1/4
DOLPHINS	0/0	5/6	5/8	1/3	1/6
OPPONENTS	0/0	6/6	10/11	4/7	2/4

SACKS
Turner 5.0, Sochia 4.5, Cline 4.0, Kumerow 3.0, Green 2.5, Bosa 2.0, Graf 1.0, Lankford 1.0, M. Brown 0.5, Offerdahl 0.5.

DOLPHINS 24.0, OPPONENTS 7.0

STARTERS
WR - Mark Duper (13), Fred Banks (2), Scott Schwedes (1)

OFFENSE
LT - Jon Giesler (9), Mark Dennis (7), LG - Roy Foster (15), Harry Galbreath (1)
C - Jeff Dellenbach (16)
RG - Harry Galbreath (12), Tom Toth (4)
RT - Ronnie Lee (16)
TE - Ferrell Edmunds (14), Bruce Hardy (2)
WR - Mark Clayton (16)
QB - Dan Marino (16)
RB - Lorenzo Hampton (10), Troy Stradford (6)
FB - Woody Bennett (7), Ron Davenport (5), Jim Jensen (4)

DEFENSE
LDE - T.J. Turner (16)
NT - Brian Sochia (16)
RDE - Jackie Cline (9), John Bosa (6), Jeff Cross (1)
LOLB - Rick Graf (16)
LILB - Mark Brown (12), Jackie Shipp (4)
ROLB - Hugh Green (16)
RILB - John Offerdahl (16)
LCB - Paul Lankford (10), Don McNeal (3), Reyna Thompson (2), Rodney Thomas (1)
RCB - William Judson (16)
SS - Liffort Hobley (13), Bud Brown (3)
FS - Jarvis Williams (16)

* Indicates Rookie

1989 FINAL STATISTICS (8-8)

DATE	OPPONENT	SCORE	W/L	ATT.
9/10	BUFFALO	24-27	L	54,541
9/17	at New England	24-10	W	57,043
9/24	N.Y. JETS	33-40	L	65,908
10/1	at Houston	7-39	L	53,326
10/8	CLEVELAND	13-10(OT)	W	58,444
10/15	at Cincinnati	20-13	W	58,184
10/22	GREEN BAY	29-20	W	56,624
10/29	at Buffalo	17-31	L	80,208
11/5	INDIANAPOLIS	19-13	W	52,680
11/12	at N.Y. Jets	31-23	W	65,923
11/19	at Dallas	17-14	W	56,044
11/26	PITTSBURGH	14-34	L	59,936
12/3	at Kansas City	21-26	L	54,610
12/10	NEW ENGLAND	31-10	W	55,918
12/17	at Indianapolis	13-42	L	55,665
12/24	KANSAS CITY	24-27	L	43,612

TEAM STATISTICS	MIA.	OPP.
TOTAL FIRST DOWNS	311	337
By Rushing	88	139
By Passing	202	180
By Penalty	21	18
Third Down: Made/Att.	101/209	67/194
Fourth Down: Made/Att.	7/14	8/21
TOTAL NET YARDS	5546	5696
Average Per Game	346.6	356.0
Total Plays	1011	1045
Average Per Play	5.5	5.5
NET YARDS RUSHING	1330	2153
Average Per Game	83.1	134.6
Total Rushes	400	493
NET YARDS PASSING	4216	3543
Average Per Game	263.5	221.4
Tackled/Yards Lost	10/86	39/268
Gross Yards	4302	3811
Attempts/Completions	601/331	513/315
Completion Percentage	55.1	61.4
Had Intercepted	25	15
PUNTS/AVERAGE	59/41.7	62/39.0
PENALTIES/YARDS	83/614	106/831
FUMBLE/BALL LOST	30/16	19/8
TOUCHDOWNS	39	43
By Rushing	10	19
By Passing	26	21
By Returns	3	3

Score By Quarters	1	2	3	4	OT	Total
DOLPHINS	78	96	73	81	3	331
OPPONENTS	57	128	77	117	0	379

RUSHING	NO.	YDS.	AVG.	LG	TD
Smith	200	659	3.3	25	6
Stradford	66	240	3.6	13	1
Logan	57	201	3.5	14	0
Davenport	14	56	4.0	9	1
Jensen	8	50	6.3	14	0
Hampton	17	47	2.8	9	0
Secules	4	39	9.8	17	0
T. Brown	13	26	2.0	6	0
Faola	2	10	5.0	5	0
Clayton	3	9	3.0	11	0
Roby	2	0	0.0	0	0
Marino	14	-7	-0.5	2	2
DOLPHINS	400	1330	3.3	25	10
OPPONENTS	493	2153	4.4	33	19

RECEIVING	NO.	YDS.	AVG.	LG	TD
Clayton	64	1011	15.8	78t	9
Jensen	61	557	9.1	20	6
Duper	49	717	14.6	41	1
Edmunds	32	382	11.9	30	3
Banks	30	520	17.3	61	1
Stradford	25	233	9.3	32	0
A. Brown	24	410	17.1	48t	5
T. Brown	13	117	9.0	23	0
Hampton	8	25	3.1	12	0
Schwedes	7	174	24.9	65t	1
Smith	7	81	11.6	34	0
Logan	5	34	6.8	11	0
Davenport	3	19	6.3	9	0
Kinchen	1	12	12.0	12	0
Faola	1	8	8.0	8	0
Hardy	1	2	2.0	2	0
DOLPHINS	331	4302	13.0	78t	26
OPPONENTS	315	3811	12.1	63t	21

INTERCEPTIONS	NO.	YDS.	AVG.	LG	TD
Oliver	4	32	8.0	23	0
McNeal	3	-6	-2.0	0	0
Williams	2	43	21.5	24	0
Judson	2	31	15.5	28	0
Thomas	2	4	2.0	4	0
Hobley	1	22	22.0	22	0
Lankford	1	0	0.0	0	0
DOLPHINS	15	126	8.4	28	0
OPPONENTS	25	335	13.4	48	1

PUNTING	NO.	YDS.	AVG.	LG	BK
Roby	58	2458	42.4	58	1
DOLPHINS	59	2458	41.7	58	1
OPPONENTS	62	2416	39.0	63	1

PUNT RET.	NO.	YDS.	AVG.	LG	TD
Schwedes	18	210	11.7	70t	1
Stradford	14	129	9.2	19	0
Gibson	1	-1	-1.0	-1	0
DOLPHINS	33	338	10.2	70t	1
OPPONENTS	26	256	9.8	18	0

KICKOFF RET.	NO.	YDS.	AVG.	LG	TD
Logan	24	613	25.5	97t	1
Hampton	17	303	17.8	34	0
Reaves	6	84	14.0	22	0
Schwedes	3	24	8.0	13	0
Faola	2	30	15.0	17	0
Kinchen	2	26	13.0	17	0
A. Brown	2	9	4.5	9	0
Williams	1	21	21.0	21	0
Davenport	1	19	19.0	19	0
Ahrens	1	10	10.0	10	0
Goode	1	8	8.0	8	0
Brudzinski	1	6	6.0	6	0
DOLPHINS	61	1153	18.9	97t	1
OPPONENTS	63	1215	19.3	40	0

SCORING	Ru	Pa	Rt	PAT	FG	S	TP
Stoyanovich	0	0	0	38/39	19/26	0	95
Clayton	0	9	0	0	0	0	54
Jensen	0	6	0	0	0	0	36
Smith	6	0	0	0	0	0	36
A. Brown	0	5	0	0	0	0	30
Edmunds	0	3	0	0	0	0	18

Logan	0	0	2	0	0	0	12
Marino	2	0	0	0	0	0	12
Schwedes	0	1	1	0	0	0	12
Banks	0	1	0	0	0	0	6
Davenport	1	0	0	0	0	0	6
Duper	0	1	0	0	0	0	6
Stradford	1	0	0	0	0	0	6
Team	0	0	0	0	0	1	2

DOLPHINS	10	26	3	38/39	19/26	2	331
OPPONENTS	19	21	3	42/43	25/33	2	379

FIELD GOALS	1-19	20-29	30-39	40-49	50+
Stoyanovich	1/1	8/8	5/6	4/8	1/3
DOLPHINS	1/1	8/8	5/6	4/8	1/3
OPPONENTS	1/1	8/8	10/12	5/9	1/3

SACKS	
Cross	10.0
Green	7.5
Sochia	5.0
Bosa	2.0
Kumerow	2.0
Offerdahl	1.5
Ahrens	1.0
Cline	1.0
Frye	1.0
Graf	1.0
Hobley	1.0
Junior	1.0
Krauss	1.0
Lankford	1.0
Thomas	1.0
Williams	1.0
TEAM	1.0

DOLPHINS	39.0
OPPONENTS	10.0

STARTERS	
OFFENSE	
WR	Mark Duper (14), Fred Banks (2)
LT	Jeff Dellenbach (15), Louis Cheek (1)
LG	Roy Foster (16)
C	Jeff Ultenhake (15), Jeff Dellenbach (1)
RG	Harry Galbreath (14), Tom Toth (2)
RT	Ronnie Lee (15), Mark Dennis (1)
TE	Ferrell Edmunds (16)
WR	Mark Clayton (15), Fred Banks (1)
QB	Dan Marino (16)
RB	Sammie Smith (12), Troy Stradford (4)
FB	Tom Brown (7), Marc Logan (4), Ron Davenport (3), Jim Jensen (1), Nuu Faola (1)

DEFENSE	
LDE	T.J. Turner (11), John Bosa (3), Jackie Cline (2)
NT	Brian Sochia (16)
RDE	Jeff Cross (16)
LOLB	E.J. Junior (12), Rick Graf (4)
LILB	John Offerdahl (8), David Ahrens (8)
RILB	Barry Krauss (12), Greg Clark (4)
ROLB	Hugh Green (16)
LCB	Paul Lankford (16)
RCB	William Judson (14), Rodney Thomas (2)
SS	Jarvis Williams (16)
FS	*Louis Oliver (13), Liffort Hobley (3)

* Indicates Rookie

PASSING	ATT.	COMP.	YDS.	PCT.	TD	INT.	LG	SCK/LST	RATING
Marino	550	308	3997	56.0	24	22	78t	10/86	76.9
Secules	50	22	286	44.0	1	3	44t	0/0	44.3
Jensen	1	1	19	100.0	1	0	19t	0/0	158.3
DOLPHINS	601	331	4302	55.1	26	25	78t	10/86	74.9
OPPONENTS	513	315	3811	61.4	21	15	63t	39/268	85.7

1990 FINAL STATISTICS (12-4)

DATE	OPPONENT	SCORE	WL	ATT.
9/9	at New England	27-24	W	45,305
9/16	BUFFALO	30-7	W	68,142
9/23	at N.Y. Giants	3-20	L	76,483
9/30	at Pittsburgh	28-6	W	54,691
10/7	N.Y. JETS	20-16	W	69,678
10/18	NEW ENGLAND	17-10	W	62,300
10/28	at Indianapolis	27-7	W	59,213
11/4	PHOENIX	23-3	W	54,924
11/11	at N.Y. Jets	17-3	W	68,362
11/19	L.A. RAIDERS	10-13	L	70,553
11/25	at Cleveland	30-13	W	70,225
12/2	at Washington	20-42	L	53,599
12/9	PHILADELPHIA	23-20(O)	W	67,034
12/16	BEATTLE	24-17	W	57,851
12/23	at Buffalo	14-24	L	80,235
12/30	INDIANAPOLIS	23-17	W	59,547

TEAM STATISTICS	MIA.	OPP.
TOTAL FIRST DOWNS	303	268
By Rushing	90	110
By Passing	190	145
By Penalty	23	13
Third Down: Made/Att.	88/206	79/207
Fourth Down: Made/Att. ...	10/13	7/18
TOTAL NET YARDS	5047	4547
Average Per Game	315.4	284.2
Total Plays	975	968
Average Per Play	5.2	4.7
NET YARDS RUSHING	1535	1831
Average Per Game	95.9	114.4
Total Rushes	420	461
NET YARDS PASSING	3512	2716
Average Per Game	219.5	169.8
Tackled/Yards Lost	16/99	45/348
Gross Yards	3611	3064
Attempts/Completions	539/310	482/257
Completion Percentage	57.5	55.6
Had Intercepted	12	19
PUNTS/AVERAGE	72/42.0	75/40.0
PENALTIES/YARDS	64/486	95/759
FUMBLES/BALL LOST	33/15	23/8
TOUCHDOWNS	39	26
By Rushing	13	11
By Passing	21	14
By Returns	5	1

Score By Quarters	1	2	3	4	OT	Total
DOLPHINS	60	113	77	83	3	336
OPPONENTS	30	108	39	65	0	242

RUSHING	NO.	YDS.	AVG.	LG	TD
Smith	226	831	3.7	33	8
Logan	79	317	4.0	17	2
Stradford	37	138	3.7	15	2
Paige	32	95	3.0	11	2
Higgs	10	67	6.7	27	0
Secules	8	34	4.3	17	0
Marino	16	29	1.8	15	0
Limbrick	5	14	2.8	5	0
Martin	1	8	8.0	8	0
Jensen	4	6	1.5	2	0
Banks	1	3	3.0	3	0
Edmunds	1	-7	-7.0	-7	0
DOLPHINS	420	1535	3.7	33	13
OPPONENTS	461	1831	4.0	39	11

RECEIVING	NO.	YDS.	AVG.	LG	TD
Duper	52	810	15.6	69†	5
Jensen	44	365	8.3	18	1
Paige	35	247	7.1	17†	4
Clayton	32	406	12.7	43	3
Edmunds	31	446	14.4	35	1
Stradford	30	257	8.6	23	0
Martin	29	388	13.4	45	2
Pruitt	13	235	18.1	35†	3
Banks	13	131	10.1	23	0
Smith	11	134	12.2	53†	1
Logan	7	54	7.7	12	0
Schwedes	6	66	11.0	19	1
Limbrick	4	23	5.8	9	0
A. Brown	3	49	16.3	24	0
DOLPHINS	310	3611	11.6	69†	21
OPPONENTS	257	3064	11.9	64†	14

INTERCEPTIONS	NO.	YDS.	AVG.	LG	TD
Oliver	5	87	17.4	35	0
Williams	5	82	16.4	42†	1
McKyer	4	40	10.0	21	0
Glenn	2	31	15.5	31†	1
Offerdahl	1	28	28.0	28	0
Hobley	1	15	15.0	15	0
Kumerow	1	5	5.0	5	0
DOLPHINS	19	288	15.2	42†	2
OPPONENTS	12	184	15.3	73	0

PUNTING	NO.	YDS.	AVG.	LG	BK
Roby	72	3022	42.0	62	0
DOLPHINS	72	3022	42.0	62	0
OPPONENTS	75	3001	40.0	63	1

PUNT RET.	NO.	YDS.	AVG.	LG	TD
Martin	26	140	5.4	35	0
Schwedes	9	89	9.9	23	0
Stradford	3	4	1.3	4	0
Williams	1	0	0.0	0	0
DOLPHINS	39	233	6.0	35	0
OPPONENTS	40	397	9.9	36	0

KICKOFF RET.	NO.	YDS.	AVG.	LG	TD
Logan	20	367	18.4	35	0
Higgs	10	210	21.0	30	0
Stradford	3	56	18.7	21	0
Schwedes	2	52	26.0	30	0
Collins	2	30	15.0	30	0
Adams	2	16	8.0	10	0
Paige	1	18	18.0	18	0
Kinchen	1	16	16.0	16	0
Sims	1	9	9.0	9	0
Graf	1	6	6.0	6	0
DOLPHINS	43	780	18.1	35	0
OPPONENTS	53	1092	20.6	38	0

SCORING	Ru	Pa	Rt	PAT	FG	S	TP
Stoyanovich	0	0	0	37/37	21/25	0	100
Smith	8	1	0	0	0	0	54
Paige	2	4	0	0	0	0	36
Duper	0	5	0	0	0	0	30
Clayton	0	3	0	0	0	0	18
Pruitt	0	3	0	0	0	0	18
Logan	2	0	0	0	0	0	12
Martin	0	2	0	0	0	0	12

Edmunds	0	1	0	0	0	0	6
Glenn	0	0	1	0	0	0	6
Higgs	0	0	1	0	0	0	6
Jensen	0	1	0	0	0	0	6
Odum	0	0	1	0	0	0	6
Schwedes	0	1	0	0	0	0	6
Sochia	0	0	1	0	0	0	6
Stradford	1	0	0	0	0	0	6
Williams	0	0	1	0	0	0	6
Team	0	0	0	0	0	1	2

DOLPHINS	13	21	5	37/37	21/25	1	336
OPPONENTS ..	11	14	1	26/26	20/29	0	242

FIELD GOALS	1-19	20-29	30-39	40-49	50+
Stoyanovich	2/2	7/8	6/7	4/5	2/3
DOLPHINS	2/2	7/8	6/7	4/5	2/3
OPPONENTS ..	1/1	6/6	4/9	7/8	2/5

SACKS
Cross 11.5, Junior 6.0, Griggs 5.5, Wilson 4.0, Hobley 3.0, Oglesby 2.5, Green 2.0, Williams 2.0, Lee 1.5, J.B. Brown 1.0, Glenn 1.0, Odum 1.0, Offerdahl 1.0, Oliver 1.0, Sochia 1.0, Turner 1.0.
DOLPHINS 45.0, OPPONENTS 16.0

STARTERS
OFFENSE
WR - Mark Duper (15), Jim Jensen (1)
LT - *Richmond Webb (16)
LG - *Keith Sims (13), Roy Foster (3)
C - Jeff Ulhenhake (16)
RG - Harry Galbreath (16)
RT - Mark Dennis (16)
TE - Ferrell Edmunds (16)
WR - Mark Clayton (10), Tony Martin (5), Fred Banks (1)
QB - Dan Marino (16)
RB - Sammie Smith (16)
FB - Tony Paige (13), Garrett Limbrick (2), Jim Jensen (1)

DEFENSE
LDE - T.J. Turner (12), Brian Sochia (2), Karl Wilson (2)
NT - Shawn Lee (10), *Alfred Oglesby (6)
RDE - Jeff Cross (16)
LOLB - David Griggs (16)
LILB - John Offerdahl (16)
RILB - Cliff Odum (16)
ROLB - Hugh Green (16)
LCB - Tim McKyer (16)
RCB - J.B. Brown (16)
SS - Jarvis Williams (16)
FS - Louis Oliver (16)

* Indicates Rookie

PASSING	ATT.	COMP.	YDS.	PCT.	TD	INT.	LG	SCK/LST	RATING
Marino	531	306	3563	57.6	21	11	69†	15/90	82.6
Secules	7	3	17	42.9	0	1	8	1/9	10.7
Jensen	1	1	31	100.0	0	0	31	0/0	118.8
DOLPHINS	539	310	3611	57.5	21	12	69†	16/99	81.6
OPPONENTS	462	257	3064	55.6	14	19	64†	45/348	69.0

1991 FINAL STATISTICS (8-8)

DATE	OPPONENT	SCORE	W/L	ATT.
9/1	at Buffalo	31-35	L	80,252
9/8	INDIANAPOLIS	17-6	W	51,155
9/15	at Detroit	13-17	L	56,896
9/22	GREEN BAY	16-13	W	56,583
9/29	at N.Y. Jets	23-41	L	71,170
10/6	at New England	20-10	W	49,749
10/13	at Kansas City	7-42	L	76,021
10/20	HOUSTON	13-17	L	60,705
11/3	at Indianapolis	10-6	W	55,899
11/10	NEW ENGLAND	30-20	W	56,065
11/18	BUFFALO	27-41	L	71,062
11/24	at Chicago	16-13(OT)	W	58,288
12/1	TAMPA BAY	33-14	W	51,036
12/9	CINCINNATI	37-13	W	60,616
12/15	at San Diego	30-38	L	47,731
12/22	N.Y. JETS	20-23(OT)	L	69,636

TEAM STATISTICS	MIA.	OPP.
TOTAL FIRST DOWNS	312	327
By Rushing	91	133
By Passing	205	177
By Penalty	16	17
Third Down: Made/Att.	84/205	103/210
Fourth Down: Made/Att.	10/13	6/10
TOTAL NET YARDS.....	5241	5406
Average Per Game	327.6	337.6
Total Plays	970	1019
Average Per Play.....	5.4	5.3
NET YARDS RUSHING	1352	2301
Average Per Game	84.5	143.8
Total Rushes	379	499
NET YARDS PASSING	3889	3105
Average Per Game	243.1	194.1
Tackled/Yards Lost.....	28/188	35/248
Gross Yards	4077	3353
Attempts/Completions.....	563/327	485/300
Completion Percentage.....	58.1	61.9
Had Intercepted	14	12
PUNTS/AVERAGE	57/44.8	65/39.8
PENALTIES/YARDS	62/516	91/684
FUMBLE/BALL LOST	23/14	19/9
TOUCHDOWNS	35	40
By Rushing	8	17
By Passing	26	18
By Returns	1	5

Score By Quarters	1	2	3	4	OT	Total
DOLPHINS	55	119	51	115	3	343
OPPONENTS	65	100	75	106	3	349

RUSHING	NO.	YDS.	AVG.	LG	TD
Higgs	231	905	3.9	24	4
S. Smith	83	297	3.6	18	1
Craver	20	58	2.9	7	1
Marino	27	32	1.2	11	1
Secules	4	30	7.5	12	1
Paige	10	25	2.5	6	0
Logan	4	5	1.3	2	0
DOLPHINS	379	1352	3.6	24	8
OPPONENTS	499	2301	4.6	63	17

RECEIVING	NO.	YDS.	AVG.	LG	TD
Duper	70	1085	15.5	43	5
Clayton	70	1053	15.0	43	12
Paige	57	469	8.2	26	1
Martin	27	434	16.1	54	2
Jensen	21	183	8.7	19	2

PASSING	ATT.	COMP.	YDS.	PCT.	TD	INT.	LG	SCK/LST	RATING
Marino	549	318	3970	57.9	25	13	54	27/182	85.8
Secules	13	8	90	61.5	1	1	17	1/6	75.8
Jensen	1	1	17	100.0	0	0	17	0/0	118.8
DOLPHINS.....	563	327	4077	58.1	26	14	54	28/188	85.7
OPPONENTS.....	485	300	3353	61.9	18	12	54	35/348	84.5

Baty	20	269	13.5	30	1
S. Smith	14	95	6.8	12	0
Edmunds	11	118	10.7	22	2
Higgs	11	80	7.3	13	0
Banks	9	119	13.2	25	1
Craver	8	67	8.4	25	0
Miller	4	49	12.3	15	0
Pruitt	2	30	15.0	24	0
Henry	2	17	8.5	9	0
Sims	1	9	9.0	9	0

DOLPHINS	327	4077	12.5	54	26
OPPONENTS	300	3353	11.2	54	18

INTERCEPTIONS NO.	YDS.	AVG.	LG	TD	
Oliver	5	80	16.0	37	0
Harden	2	39	19.5	22	0
Lee	1	14	14.0	14	0
Reichenbach ..	1	2	2.0	2	0
Brown	1	0	0.0	0	0
J. Williams	1	0	0.0	0	0
Odum	1	0	0.0	0	0
DOLPHINS	12	135	11.3	37	0
OPPONENTS	14	217	15.5	83	2

PUNTING	NO.	YDS.	AVG.	LG	BK
Roby	54	2466	45.7	64	1
Stoyanovich....	2	85	42.5	49	0
DOLPHINS	56	2551	44.8	64	1
OPPONENTS	65	2588	39.8	61	2

PUNT RET.	NO.	YDS.	AVG.	LG	TD
Miller	28	248	8.9	32	0
Martin	1	10	10.0	10	0
Junior	1	0	0.0	0	0
DOLPHINS	30	258	8.6	32	0
OPPONENTS	30	332	11.1	39	0

KICKOFF RET.	NO.	YDS.	AVG.	LG	TD
Craver	32	615	19.2	49	0
Logan	12	191	15.9	31	0
Paige	2	31	15.5	16	0
Hill	1	33	33.0	33	0
Henry	1	13	13.0	13	0
J. Williams	1	7	7.0	7	0
Dellenbach	1	0	0.0	0	0
DOLPHINS	50	890	17.8	49	0
OPPONENTS	66	1270	19.2	39	0

SCORING	Ru	Pa	Rt	PAT	FG	S	TP
Stoyanovich....	0	0	0	28/29	31/37	0	121
Clayton	0	12	0	0	0	0	72
Duper	0	5	0	0	0	0	30
Higgs	4	0	0	0	0	0	24
Edmunds	0	2	0	0	0	0	12
Jensen	0	2	0	0	0	0	12
Martin	0	2	0	0	0	0	12
Baumann	0	0	0	6/6	2/2	0	12
Banks	0	1	0	0	0	0	6
Baty	0	1	0	0	0	0	6
Craver	1	0	0	0	0	0	6
Klingbeil	0	0	1	0	0	0	6
Marino	1	0	0	0	0	0	6
Paige	0	1	0	0	0	0	6
S. Smith	1	0	0	0	0	0	6
Secules	1	0	0	0	0	0	6
DOLPHINS	8	26	1	34/35	33/39	0	343
OPPONENTS	17	18	5	40/40	23/33	0	349

FIELD GOALS	1-19	20-29	30-39	40-49	50+
Stoyanovich	2/2	8/8	11/12	7/10	3/5
Baumann	0/0	1/1	0/0	1/1	0/0
DOLPHINS	2/2	9/9	11/12	8/11	3/5
OPPONENTS ...	1/1	9/11	6/7	6/9	1/5

SACKS
Cross 7.0, Griggs 5.5, Junior 5.0, Klingbeil 5.0, Turner 4.0, B. Cox 2.0, Oterdahl 1.5, Gardner 1.0, H. Green 1.0, Harden 1.0, Odum 1.0, TEAM 1.0.

DOLPHINS 35.0, OPPONENTS 28.0

STARTERS
OFFENSE
WR - Mark Duper (16)
LT - Richmond Webb (14), Jeff Dellenbach (2)
LG - Keith Sims (12), Bert Weidner (4)
C - Jeff Uhlenhake (10), Bert Weidner (6)
RG - Harry Galbreath (16)
RT - Mark Dennis (16)
TE - Greg Baty (8), Ferrell Edmunds (8)
WR - Mark Clayton (16)
QB - Dan Marino (16)
RB - Mark Higgs (10), Sammie Smith (6)
FB - Tony Paige (16)

DEFENSE
LDE - Alfred Oglesby (8), T.J. Turner (8)
NT - Chuck Klingbeil (4), Alfred Oglesby (4), T. J. Turner (4), Brian Sochia (2), Shawn Lee (2)
RDE - Jeff Cross (16)
LOLB - David Griggs (16)
LILB - Cliff Odum (11), Mike Reichenbach (5)
RILB - Mike Reichenbach (10), John Oterdahl (6)
ROLB - "Bryan Cox (13), Hugh Green (3)
LCB - Vestee Jackson (11), Michael McGruder (5)
RCB - J.B. Brown (11), Vestee Jackson (5)
SS - Jarvis Williams (11), Bobby Harden (5)
FS - Louis Oliver (16)

* Indicates Rookie

1992 FINAL STATISTICS (11-5)

DATE	OPPONENT	SCORE	W/L	ATT.
9/14	at Cleveland	27-23	W	74,765
9/20	L.A. RAMS	26-10	W	55,945
9/27	at Seattle	19-17	W	59,374
10/4	at Buffalo	37-10	W	80,368
10/11	ATLANTA	21-17	W	68,633
10/18	NEW ENGLAND	38-17	W	61,120
10/25	INDIANAPOLIS	20-31	L	61,117
11/1	at N.Y. Jets	14-26	L	69,313
11/8	at Indianapolis	28-0	W	59,892
11/16	BUFFALO	20-26	L	70,629
11/22	HOUSTON	19-16	W	63,597
11/29	at New Orleans	13-24	L	68,591
12/6	at San Francisco	3-27	L	58,474
12/14	L.A. RAIDERS	20-7	W	67,098
12/20	N.Y. JETS	19-17	W	68,275
12/27	at New England	16-13(OT)	W	34,726

TEAM STATISTICS	MIA.	OPP.
TOTAL FIRST DOWNS	316	273
By Rushing	101	92
By Passing	194	168
By Penalty	21	13
Third Down: Made/Att.	78/201	88/217
Fourth Down: Made/Att. ...	8/16	7/20
TOTAL NET YARDS	5500	4583
Average Per Game	343.8	286.4
Total Plays	998	976
Average Per Play	5.5	4.7
NET YARDS RUSHING	1525	1600
Average Per Game	95.3	100.0
Total Rushes	407	428
NET YARDS PASSING	3975	2983
Average Per Game	248.8	186.4
Tackled/Yards Lost	28/173	36/283
Gross Yards	4148	3266
Attempts/Completions	563/332	512/294
Completion Percentage	59.0	57.4
Had Intercepted	17	18
PUNTS/AVERAGE	61/39.7	74/40.1
PENALTIES/YARDS	86/656	89/679
FUMBLES/BALL LOST	31/17	25/14
TOUCHDOWNS	36	32
By Rushing	9	9
By Passing	24	16
By Returns	3	7

Score By Quarters	1	2	3	4	OT	Total
DOLPHINS	75	85	87	90	3	340
OPPONENTS	49	80	71	81	0	281

RUSHING	NO.	YDS.	AVG.	LG	TD
Higgs	256	915	3.6	23	7
Humphrey	102	471	4.6	21	1
Marino	20	66	3.3	12	0
Parmalee	6	38	6.3	20	0
Paige	7	11	1.6	6	1
Mitchell	8	10	1.3	8	0
Craver	3	9	3.0	8	0
Saxon	4	7	1.8	4	0
Martin	1	-2	-2.0	-2	0
DOLPHINS	407	1525	3.7	23	9
OPPONENTS	428	1600	3.7	40	9

RECEIVING	NO.	YDS.	AVG.	LG	TD
Humphrey	54	507	9.4	26	1
K. Jackson	48	594	12.4	42	5
Paige	48	399	8.3	30	1

PASSING	ATT.	COMP.	YDS.	PCT.	TD	INT.	LG	SCK/LST	RATING
Marino	554	330	4116	59.6	24	16	62t	28/173	85.1
Mitchell	8	2	32	25.0	0	1	18	0/0	4.2
Martin	1	0	0	0.0	0	0	0	0/0	39.6
DOLPHINS	563	332	4148	59.0	24	17	62t	28/173	83.6
OPPONENTS	512	294	3266	57.4	16	18	60	36/283	72.3

Duper	44	762	17.3	62t	7
Clayton	43	619	14.4	44t	3
Martin	33	553	16.8	55t	2
Banks	22	319	14.5	39t	3
Higgs	16	142	8.9	21	0
Edmunds	10	91	9.1	15	1
Saxon	5	41	8.2	14	0
Clark	3	59	19.7	45	0
M. Williams	3	43	14.3	18	0
Baty	3	19	6.3	12	1
DOLPHINS	332	4148	12.5	62t	24
OPPONENTS	294	3266	11.1	60	16

INTERCEPTIONS	NO.	YDS.	AVG.	LG	TD
Oliver	5	200	40.0	103t	1
Brown	4	119	29.8	48	1
V. Jackson	3	63	21.0	30t	1
Vincent	2	47	23.5	32	0
J. Williams	2	29	14.5	25	0
Alexander	1	0	0.0	0	0
Cox	1	0	0.0	0	0
DOLPHINS	18	458	25.4	103t	3
OPPONENTS	17	446	26.2	102t	4

PUNTING	NO.	YDS.	AVG.	LG	BK
Roby	35	1443	41.2	60	0
Prokop	24	891	37.1	56	0
Stoyanovich	2	90	45.0	48	0
DOLPHINS	61	2424	39.7	60	0
OPPONENTS	74	2971	40.1	59	1

PUNT RET.	NO.	YDS.	AVG.	LG	TD
Miller	24	175	7.3	19	0
Vincent	5	16	3.2	6	0
Martin	1	0	0.0	0	0
J. Williams	1	0	0.0	0	0
DOLPHINS	31	191	6.2	19	0
OPPONENTS	33	382	11.6	84	1

KICKOFF RET.	NO.	YDS.	AVG.	LG	TD
M. Williams	19	328	17.3	28	0
Parmalee	14	289	20.6	32	0
Craver	8	174	21.8	44	0
Paige	2	29	14.5	19	0
Humphrey	1	18	18.0	18	0
DOLPHINS	44	838	19.0	44	0
OPPONENTS	65	1380	21.2	82	0

SCORING	Ru	Pa	Rt	PAT	FG	S	TP
Stoyanovich	0	0	0	34/36	30/37	0	124
Duper	0	7	0	0	0	0	42
Higgs	7	0	0	0	0	0	42
K. Jackson	0	5	0	0	0	0	30
Banks	0	3	0	0	0	0	18
Clayton	0	3	0	0	0	0	18
Humphrey	1	1	0	0	0	0	12
Martin	0	2	0	0	0	0	12
Paige	1	1	0	0	0	0	12
Baty	0	1	0	0	0	0	6
Brown	0	0	1	0	0	0	6
Edmunds	0	1	0	0	0	0	6
V. Jackson	0	0	1	0	0	0	6
Oliver	0	0	1	0	0	0	6
DOLPHINS	9	24	3	34/36	30/37	0	340
OPPONENTS	9	16	7	30/32	19/26	1	281

FIELD GOALS	1-19	20-29	30-39	40-49	50+
Stoyanovich	0/0	9/9	14/16	4/4	3/8
DOLPHINS	0/0	9/9	14/16	4/4	3/8
OPPONENTS ...	2/2	8/8	4/5	3/8	2/3

SACKS
Cox 14.0, Coleman 6.0, Cross 5.0, Griggs 3.0, Hobbey 2.0, Offerdahl 1.5, Webster 1.5, Briggs 1.0, Hollier 1.0, Klingbeil 1.0.
DOLPHINS 36.0, OPPONENTS 28.0

STARTERS
OFFENSE
WR - Mark Duper (16)
LT - Richmond Webb (16)
LG - Keith Sims (16)
C - Jeff Uhlenhake (13), Bert Weidner (3)
RG - Harry Galbreath (16)
RT - Jeff Dellenbach (8), Mark Dennis (8)
TE - Keith Jackson (11), Ferrell Edmunds (5)
WR - Mark Clayton (13), Tony Martin (3)
QB - Dan Marino (16)
RB - Mark Higgs (15), Bobby Humphrey (1)

DEFENSE
LDE - Jeff Cross (7), David Griggs (4), T. J. Turner (4), Marco Coleman (1)
NT - Chuck Klingbeil (13), Jeff Cross (2), T.J. Turner (1)
RDE - Marco Coleman (7), Jeff Cross (7), Chuck Klingbeil (2)
LOLB - David Griggs (9), Marco Coleman (7)
LILB - John Grimsley (11), Bryan Cox (1), Dwight Hollier (1), Mark Sander (1)
RILB - John Offerdahl (8), Dwight Hollier (4), Bryan Cox (1), Mark Sander (1)
ROLB - Bryan Cox (14)
LCB - Troy Vincent (11), Chris Green (2), J.B. Brown (1), Kerry Glenn (1), Vestee Jackson (1)
RCB - J.B. Brown (14), Bruce Alexander (1), Vestee Jackson (1)
SS - Jarvis Williams (10), Liffort Hobbey (5), Troy Vincent (1)
FS - Louis Oliver (16)
5th DB - Vestee Jackson (3), Troy Vincent (2), J.B. Brown (1)

* Indicates Rookie

1993 FINAL STATISTICS (9-7)

DATE	OPPONENT	SCORE	W/L	ATT.
9/5	at Indianapolis	24-20	W	51,858
9/12	N.Y. JETS	14-24	L	70,314
9/26	at Buffalo	22-13	W	79,635
10/4	WASHINGTON	17-10	W	68,568
10/10	at Cleveland	24-14	W	78,138
10/24	INDIANAPOLIS	41-27	W	57,301
10/31	KANSAS CITY	30-10	W	67,765
11/7	at N.Y. Jets	10-27	L	71,306
11/14	at Philadelphia	19-14	W	64,213
11/21	NEW ENGLAND	17-13	W	59,982
11/25	at Dallas	16-14	W	60,198
12/5	N.Y. GIANTS	14-19	L	72,161
12/13	PITTSBURGH	20-21	L	70,232
12/19	BUFFALO	34-47	L	71,597
12/27	at San Diego	20-45	L	60,311
1/2	at New England	27-33(OT)	L	53,883

TEAM STATISTICS	MIA.	OPP.
TOTAL FIRST DOWNS	309	332
By Rushing	85	103
By Passing	207	205
By Penalty	17	24
Third Down: Made/Att.	100/218	103/229
Fourth Down: Made/Att. ..	8/17	3/10
TOTAL NET YARDS.....	5812	5150
Average Per Game	363.3	321.9
Total Plays	1030	1061
Average Per Play	5.6	4.9
NET YARDS RUSHING.....	1459	1665
Average Per Game	91.2	104.1
Total Rushes	419	460
NET YARDS PASSING	4353	3485
Average Per Game	272.1	217.8
Tackled/Yards Lost.	30/211	29/197
Gross Yards	4564	3682
Attempts/Completions	581/342	572/350
Completion Percentage.....	58.9	61.2
Had Intercepted	18	13
PUNTS/AVERAGE	58/39.7	76/41.3
PENALTIES/YARDS	81/663	92/650
FUMBLE/BALL LOST	32/16	30/14
TOUCHDOWNS	40	43
By Rushing	10	12
By Passing	27	26
By Returns	3	5

Score By Quarters	1	2	3	4	OT	Total
DOLPHINS	100	76	85	88	0	349
OPPONENTS	56	126	71	92	6	351

RUSHING	NO.	YDS.	AVG.	LG	TD
Higgs	186	693	3.7	31	3
Kirby	119	390	3.3	20	3
Byars	64	269	4.2	77t	3
Mitchell	21	89	4.2	32	0
Parmalee	4	16	4.0	12	0
Saxon	5	13	2.6	9	0
Martin	1	6	6.0	6	0
Pederson	2	-1	-0.5	0	0
DeBerg	4	-4	-1.0	-1	0
Fryar	3	-4	-1.3	2	0
Marino	9	-4	-0.4	4t	1
McDuffie	1	-4	-4.0	-4	0
DOLPHINS	419	1459	3.5	77t	10
OPPONENTS	460	1665	3.6	65t	12

RECEIVING	NO.	YDS.	AVG.	LG	TD
Kirby	75	874	11.7	47	3
Fryar	64	1010	15.8	65t	5
Byars	61	613	10.0	27	3
Ingram	44	707	16.1	77t	6
K. Jackson.....	39	613	15.7	57t	6
Martin	20	347	17.4	80t	3
McDuffie	19	197	10.4	18	0
Higgs	10	72	7.2	15	0
Baty	5	78	15.6	32	1
Miller	2	15	7.5	8	0
Banks	1	26	26.0	26	0
M. Williams	1	11	11.0	11	0
Parmalee	1	1	1.0	1	0
DOLPHINS	342	4564	13.3	80t	27
OPPONENTS	350	3682	10.5	54	26

INTERCEPTIONS NO.	YDS.	AVG.	LG	TD	
Brown	5	43	8.6	29	0
Oliver.....	2	60	30.0	56t	1
Vincent	2	29	14.5	23	0
Green	2	0	0.0	0	0
Cox	1	26	26.0	26	0
Hobley	1	17	17.0	17	0
DOLPHINS	13	175	13.5	56t	1
OPPONENTS	18	329	18.3	97t	2

PUNTING	NO.	YDS.	AVG.	LG	BK
Hatcher	58	2304	39.7	56	0
DOLPHINS	58	2304	39.7	56	0
OPPONENTS	76	3135	41.3	60	1

PUNT RET.	NO.	YDS.	AVG.	LG	TD
McDuffie	28	317	11.3	72t	2
Vincent	0	9	9	9	0
DOLPHINS	28	326	11.6	72t	2
OPPONENTS	32	359	11.2	64t	1

KICKOFF RET.	NO.	YDS.	AVG.	LG	TD
McDuffie	32	755	23.6	48	0
M. Williams	8	180	22.5	39	0
Kirby	4	85	21.3	26	0
Miller	2	22	11.0	16	0
Fryar	1	10	10.0	10	0
Baty	1	7	7.0	7	0
Saxon	1	7	7.0	7	0
Vincent	0	2	-	2	0
DOLPHINS	49	1068	21.8	48	0
OPPONENTS	62	1239	20.0	40	0

SCORING	Ru	Pa	Rt	PAT	FG	S	TP
Stoyanovich....	0	0	0	37/37	24/32	0	109
Byars	3	3	0	0	0	0	36
Ingram	0	6	0	0	0	0	36
K. Jackson.....	0	6	0	0	0	0	36
Kirby	3	3	0	0	0	0	36
Fryar	0	5	0	0	0	0	30
Higgs	3	0	0	0	0	0	18
Martin	0	3	0	0	0	0	18
McDuffie	0	0	2	0	0	0	12
Baty	0	1	0	0	0	0	6
Marino.....	1	0	0	0	0	0	6
Oliver.....	0	0	1	0	0	0	6
DOLPHINS	10	27	3	37/40	24/32	0	349
OPPONENTS	12	26	5	40/42	17/27	1	351

FIELD GOALS	1-19	20-29	30-39	40-49	50+
Stoyanovich	2/2	9/10	7/11	4/7	2/2
DOLPHINS	2/2	9/10	7/11	4/7	2/2
OPPONENTS	0/0	3/4	8/11	5/10	1/2

SACKS
Cross 10.5, Coleman 5.5, Cox 5.0, Hunter 3.0, Veasey 2.0, Klingbeil 1.5, Alexander 1.0, Griggs 0.5
DOLPHINS 29.0, OPPONENTS 30.0

STARTERS
OFFENSE
WR - Irving Fryar (16)
LT - Richmond Webb (16)
LG - Keith Sims (16)
C - Jeff Dellenbach (11), Jeff Uhlenhake (5)
RG - Bert Weidner (11), Jeff Dellenbach (5)
RT - Ron Heller (16)
TE - Keith Jackson (15), Greg Baty (1)
WR - Mark Ingram (16)
QB - Scott Mitchell (7), Dan Marino (5), Steve DeBerg (4)
RB - Mark Higgs (8), *Terry Kirby (8)
FB - Keith Byars (16)

DEFENSE
LDE - Jeff Cross (16)
DT - Larry Webster (9), Mike Golic (7)
NT - Chuck Klingbeil (16)
RDE - Marco Coleman (15), Jeff Hunter (1)
LLB - John Grimsley (9), Dwight Hollier (3), Lifford Hobley (2)
MLB - John Offerdahl (8), Dwight Hollier (7), Cliff Odom (1)
RLB - Bryan Cox (16)
LCB - Troy Vincent (13), Darrell Malone (1), Vestee Jackson (1), Frankie Smith (1)
RCB - J.B. Brown (16)
SS - Jarvis Williams (14), Vestee Jackson (2)
FS - Louis Oliver (11), Stephen Braggs (5)
5th DB - Vestee Jackson (2)

* Indicates Rookie

PASSING	ATT.	COMP.	YDS.	PCT.	TD	INT.	LG	SCK/LST	RATING
Mitchell	233	133	1773	57.1	12	8	77t	7/49	84.2
DeBerg	188	113	1521	60.1	6	7	47	15/116	81.0
Marino	150	91	1218	60.7	8	3	80t	7/42	95.9
Pederson	8	4	41	50.0	0	0	12	1/4	65.1
Byars	2	1	11	50.0	1	0	11t	0/0	106.3
DOLPHINS.....	581	342	4564	58.9	27	18	80t	30/211	86.4
OPPONENTS.....	572	350	3682	61.2	26	13	54	29/197	85.6

1994 FINAL STATISTICS (10-6)

DATE	OPPONENT	SCORE	W/L	ATT.
9/4	NEW ENGLAND	39-35	W	71,023
9/11	at Green Bay	24-14	W	55,011
9/18	N.Y. JETS	28-14	W	68,977
9/25	at Minnesota	35-38	L	64,035
10/2	at Cincinnati	23-7	W	55,056
10/9	at Buffalo	11-21	L	79,931
10/16	L.A. RAIDERS	20-17(OT)	W	70,112
10/30	at New England	23-3	W	59,167
11/6	INDIANAPOLIS	22-21	W	71,158
11/13	CHICAGO	14-17	L	64,871
11/20	at Pittsburgh	13-16(OT)	L	59,148
11/27	at N.Y. Jets	28-24	W	75,606
12/4	BUFFALO	31-42	L	69,358
12/12	KANSAS CITY	45-28	W	71,578
12/18	at Indianapolis	6-10	L	58,867
12/25	DETROIT	27-20	W	70,980

TEAM STATISTICS	MIA.	OPP.
TOTAL FIRST DOWNS	344	305
By Rushing	109	85
By Passing	220	195
By Penalty	15	25
Third Down: Made/Att.	101/219	76/197
Fourth Down: Made/Att. ...	17/25	8/22
TOTAL NET YARDS	6078	5224
Average Per Game	379.9	326.5
Total Plays	1078	1000
Average Per Play	5.6	5.2
NET YARDS RUSHING	1658	1430
Average Per Game	103.6	89.4
Total Rushes	433	394
NET YARDS PASSING	4420	3794
Average Per Game	276.3	237.1
Tackled/Yards Lost.	18/113	29/160
Gross Yards	4533	3954
Attempts/Completions.	627/392	577/334
Completion Percentage....	62.5	57.9
Had Intercepted	18	23
PUNTS/AVERAGE	60/40.2	68/41.7
PENALTIES/YARDS	92/747	82/653
FUMBLES/BALL LOST	28/14	29/9
TOUCHDOWNS	45	42
By Rushing	13	14
By Passing	31	23
By Returns	1	5

Score By Quarters	1	2	3	4	OT	Total
DOLPHINS	22	135	105	124	3	389
OPPONENTS ...	85	52	87	100	3	327

RUSHING	NO.	YDS.	AVG.	LG	TD
Parmalee	216	868	4.0	47	6
Spikes	70	312	4.5	40	2
Kirby	60	233	3.9	30	2
Higgs	19	68	3.6	21	0
Byars	19	64	3.4	12	2
Craver	6	43	7.2	19	0
McDuffie	5	32	6.4	12	0
Kosar	1	17	17.0	17	0
Saxon	8	16	2.0	7	0
Gary	7	11	1.6	4	0
Marino	22	-6	-0.3	10	1
DOLPHINS	433	1658	3.8	47	13
OPPONENTS	394	1430	3.6	45	14

RECEIVING	NO.	YDS.	AVG.	LG	TD
Fryar	73	1270	17.4	54	7
K. Jackson	59	673	11.4	35	7

PASSING	ATT.	COMP.	YDS.	PCT.	TD	INT.	LG	SCK/LST	RATING
Marino	615	385	4453	62.6	30	17	64	18/113	89.2
Kosar	12	7	80	58.3	1	1	22	0/0	71.5
DOLPHINS	627	392	4533	62.5	31	18	64	18/113	88.8
OPPONENTS	577	334	3954	57.9	23	23	83	29/160	75.6

Byars	49	418	8.5	34	5
Ingram	44	506	11.5	64	6
McDuffie	37	488	13.2	30	3
Parmalee	34	249	7.3	22	1
Saxon	27	151	5.6	25	0
Craver	24	237	9.9	28	0
M. Williams ...	15	221	14.7	29	0
Kirby	14	154	11.0	26	0
Miller	6	94	15.7	27	0
Spikes	4	16	4.0	9	0
R. Williams ...	2	26	13.0	17	0
Gary	2	19	9.5	11	0
Baty	2	11	5.5	8	1
DOLPHINS	392	4533	11.6	64	31
OPPONENTS	334	3954	11.8	83	23

INTERCEPTIONS	NO.	YDS.	AVG.	LG	TD
Vincent	5	113	22.6	58	1
Brown	3	82	27.3	38	0
Atkins	3	24	8.0	18	0
Stewart	3	11	3.7	11	0
Braxton	2	3	1.5	3	0
Beavers	2	0	0.0	0	0
Hollier	1	36	36.0	36	0
Veasey	1	7	7.0	7	0
Cross	1	0	0.0	0	0
Malone	1	0	0.0	0	0
Oliver	1	0	0.0	0	0
DOLPHINS	23	276	12.0	76	1
OPPONENTS	18	190	10.6	28	1

PUNTING	NO.	YDS.	AVG.	LG	BK
Arnold	46	1810	39.3	53	0
Kidd	14	602	43.0	58	0
DOLPHINS	60	2412	40.2	58	0
OPPONENTS	68	2834	41.7	64	0

PUNT RET.	NO.	YDS.	AVG.	LG	TD
McDuffie	32	228	7.1	26	0
Miller	1	13	13.0	13	0
DOLPHINS	33	241	7.3	26	0
OPPONENTS	32	324	10.1	75	1

KICKOFF RET.	NO.	YDS.	AVG.	LG	TD
McDuffie	36	767	21.3	46	0
Spikes	19	434	22.8	34	0
R. Williams ...	2	25	12.5	15	0
M. Williams ...	2	9	4.5	9	0
Parmalee	2	0	0.0	0	0
Braxton	1	34	34.0	34	0
Miller	1	13	13.0	13	0
Saxon	1	12	12.0	12	0
Baty	1	0	0.0	0	0
Ingram	1	0	0.0	0	0
DOLPHINS	66	1294	19.6	46	0
OPPONENTS	74	1549	20.9	93	2

SCORING	Ru	Pa	Rt	PAT	FG	S	2	TP
Stoyanovich	0	0	0	35/35	24/31	0	0	107
Fryar	0	7	0	0	0	0	2	46
K. Jackson	0	7	0	0	0	0	1	44
Parmalee	6	1	0	0	0	0	1	44
Byars	2	5	0	0	0	0	0	42
Ingram	0	6	0	0	0	0	0	36
McDuffie	0	3	0	0	0	0	0	18
Kirby	2	0	0	0	0	0	1	14
Spikes	2	0	0	0	0	0	0	12
Baty	0	1	0	0	0	0	0	6

Marino	1	0	0	0	0	0	0	6
Miller	0	1	0	0	0	0	0	6
Vincent	0	0	1	0	0	0	0	6
Craver	0	0	0	0	0	0	1	2

DOLPHINS	13	31	5	40/40	11/18	0	1351
5	389						
OPPONENTS	14	23	5	40/40	11/18	0	1351

FIELD GOALS	1-19	20-29	30-39	40-49	50+
Stoyanovich	1/1	8/8	6/10	8/10	1/2
DOLPHINS	1/1	8/8	6/10	8/10	1/2
OPPONENTS ..	3/3	1/1	3/4	4/8	0/2

TWO-POINT CONVERSIONS

Fryar 2, Craver 1, K. Jackson 1, Kirby 1, Parmalee 1

DOLPHINS 6-10, OPPONENTS 1-2

SACKS

Cross 9.5, Coleman 6.0, Bowens 3.0, Cox 3.0, Veasey 2.5, Singleton 2.0, Atkins 1.0, Smith 1.0, TEAM 1.0.

DOLPHINS 29.0, OPPONENTS 18.0

STARTERS

OFFENSE

WR - Irving Fryar (16)
 LT - Richmond Webb (16)
 LG - Keith Sims (16)
 C - Jeff Dellenbach (16)
 RG - Bert Weidner (14), Chris Gray (2)
 RT - Ron Heller (16)
 TE - Keith Jackson (16)
 WR - Mark Ingram (13), O.J. McDuffie (3)
 QB - Dan Marino (16)
 RB - Bernie Parmalee (10), Terry Kirby (4), Mark Higgs (1), Irving Spikes (1)
 FB - Keith Byars (9), James Saxon (7)

DEFENSE

LDE - Jeff Cross (10), Larry Webster (6)
 DT - Tim Bowens (15), Craig Veasey (1)
 NT - Chuck Klingbeil (15), Larry Webster (1)
 RDE - Marco Coleman (16)
 LLB - Chris Singleton (11), Aubrey Beavers (4), Dwight Hollier (1)
 MLB - Bryan Cox (13), Chuck Bullough (1)
 RLB - Aubrey Beavers (10), Bryan Cox (3), Dwight Hollier (2), Sean Hill (1)
 LCB - Troy Vincent (12), Darrell Malone (2), Muhammad Oliver (2)
 RCB - J.B. Brown (16)
 SS - Michael Stewart (16)
 FS - Gene Atkins (15), Chris Green (1)
 5th DB - Frankie Smith (2)

* Indicates Rookie

1995 FINAL STATISTICS (9-7)

DATE	OPPONENT	SCORE	W/L	ATT.
9/3	N.Y. JETS	52-14	W	71,317
9/10	at New England	20-3	W	60,239
9/18	PITTSBURGH	23-10	W	72,874
10/1	at Cincinnati	26-23	W	52,671
10/8	INDIANAPOLIS	24-27(OT)	L	68,471
10/15	at New Orleans	30-33	L	55,628
10/22	at N.Y. Jets	16-17	L	67,228
10/29	BUFFALO	23-6	W	71,060
11/5	at San Diego	24-14	W	61,996
11/12	NEW ENGLAND	17-34	L	70,399
11/20	SAN FRANCISCO	20-44	L	73,080
11/26	at Indianapolis	28-36	L	60,414
12/3	ATLANTA	21-20	W	63,395
12/11	KANSAS CITY	13-6	W	70,321
12/17	at Buffalo	20-23	L	79,531
12/24	at St. Louis	41-22	W	63,876

TEAM STATISTICS	MIA.	OPP.
TOTAL FIRST DOWNS	345	309
By Rushing	98	93
By Passing	225	192
By Penalty	22	24
Third Down: Made/Att.	96/209	68/199
Fourth Down: Made/Att.	10/13	15/32
TOTAL NET YARDS.....	5716	5244
Average Per Game	357.3	327.8
Total Plays	1034	1000
Average Per Play	5.5	5.2
NET YARDS RUSHING	1506	1675
Average Per Game	94.1	104.7
Total Rushes	413	415
NET YARDS PASSING	4210	3569
Average Per Game	263.1	223.1
Tackled/Yards Lost.....	29/188	29/187
Gross Yards	4398	3756
Attempts/Completions	592/384	556/327
Completion Percentage.....	64.9	58.8
Had Intercepted	20	14
PUNTS/AVERAGE	57/42.7	59/41.0
PENALTIES/YARDS	110/907	82/739
FUMBLE/BALL LOST	24/12	30/16
TOUCHDOWNS	46	38
By Rushing	16	7
By Passing	28	30
By Returns	2	1

Score By Quarters	1	2	3	4	OT	Total
DOLPHINS	62	137	93	106	0	398
OPPONENTS	44	105	95	85	3	332

RUSHING	NO.	YDS.	AVG.	LG	TD
Parmalee	236	878	3.7	40	9
Kirby	108	414	3.8	38	4
Spikes	32	126	3.9	17	1
Byars	15	44	2.9	15	1
Kosar	7	19	2.7	14	1
Marino	11	14	1.3	12	0
McDuffie	3	6	2.0	11	0
Wilson	1	5	5.0	5	0
DOLPHINS	413	1506	3.6	40	16
OPPONENTS	415	1675	4.0	44	7

RECEIVING	NO.	YDS.	AVG.	LG	TD
Kirby	66	618	9.4	46	3
Fryar	62	910	14.7	67	8
McDuffie	62	819	13.2	48	8

PASSING	ATT.	COMP.	YDS.	PCT.	TD	INT.	LG	SCK/LST	RATING
Marino	482	309	3668	64.1	24	15	67	22/153	90.8
Kosar	108	74	699	68.5	3	5	31	6/28	76.1
Kirby	1	1	31	100.0	1	0	31	0/0	158.3
McGwire	1	0	0	0.0	0	0	0	1/7	39.6
DOLPHINS	592	384	4398	64.9	28	20	67	29/188	88.8
OPPONENTS	556	327	3756	58.8	30	14	50	29/187	86.7

Byars	51	362	7.1	26	2
Green	43	499	11.6	31	3
Parmalee	39	345	8.8	35	1
Clark	37	525	14.2	42	2
R. Hill	12	260	21.7	58	0
Spikes	5	18	3.6	13	1
R. Williams	3	28	9.3	13	0
M. Williams	2	17	8.5	15	0
Wilson	1	3	3.0	3	0
Marino	1	-6	-6.0	-6	0
DOLPHINS	384	4398	11.5	67	28
OPPONENTS	327	3756	11.5	50	30

INTERCEPTIONS NO.	YDS.	AVG.	LG	TD	
Vincent	5	95	19.0	69	1
Brown	2	20	10.0	20	0
Jackson	1	23	23.0	23	0
Cox	1	12	12.0	12	0
Beavers	1	8	8.0	8	0
Singleton	1	3	3.0	3	0
Atkins	1	0	0.0	0	0
Buckley	1	0	0.0	0	0
Stewart	1	0	0.0	0	0
DOLPHINS	14	161	11.5	69	1
OPPONENTS	20	210	10.5	45	0

PUNTING NO.	YDS.	AVG.	LG	BK	
Kidd	57	2433	42.7	56	0
DOLPHINS	57	2433	42.7	56	0
OPPONENTS	59	2420	41.0	61	0

PUNT RET.	NO.	YDS.	AVG.	LG	TD
McDuffie	24	163	6.8	24	0
DOLPHINS	24	163	6.8	24	0
OPPONENTS	35	265	7.6	27	0

KICKOFF RET. NO.	YDS.	AVG.	LG	TD	
McDuffie	23	564	24.5	47	0
Spikes	18	378	21.0	55	0
R. Hill	12	287	23.9	33	0
R. Williams	2	20	10.0	12	0
S. Hill	1	38	38.0	38	0
Dar Dar	1	22	22.0	22	0
Buckley	1	16	16.0	16	0
Milner	1	13	13.0	13	0
DOLPHINS	59	1338	22.7	55	0
OPPONENTS	85	1782	21.0	62	0

SCORING	Ru	Pa	Rt	PAT	FG	S	2	TP
Stoyanovich	0	0	0	37/37	27/34	0	0	118
Parmalee	9	1	0	0	0	0	0	60
McDuffie	0	8	0	0	0	0	0	150
Fryar	0	8	0	0	0	0	0	48
Kirby	4	3	0	0	0	0	0	42
Green	0	3	0	0	0	0	0	120
Byars	1	2	0	0	0	0	0	18
Clark	0	2	0	0	0	0	0	12
Spikes	1	1	0	0	0	0	0	12
Johnson	0	0	1	0	0	0	0	6
Kosar	1	0	0	0	0	0	0	6
Vincent	0	0	1	0	0	0	0	6
DOLPHINS 16	28	2	37/37	27/34	0	2	398	
OPPONENTS 7	30	1	31/33	23/31	1	1	332	

FIELD GOALS	1-19	20-29	30-39	40-49	50+
Stoyanovich	1/1	7/9	11/12	6/7	2/5
DOLPHINS	1/1	7/9	11/12	6/7	2/5
OPPONENTS	0/1	10/11	8/9	3/6	2/4

TWO-POINT CONVERSIONS
Green 1, McDuffie 1
DOLPHINS 2-9, OPPONENTS 1-5

SACKS
Cox 7.5, Coleman 6.5, Cross 6.0, T. Armstrong 4.5, Bowers 2.0, Emtman 1.0, Singleton 1.0, Foxx 0.5
DOLPHINS 29.0, OPPONENTS 29.0

STARTERS
OFFENSE
WR - Irving Fryar (16)
LT - Richmond Webb (16)
LG - Keith Sims (16)
C - Tim Ruddy (16)
RG - Chris Gray (10), Tom McHale (4), *Andrew Greene (1), Bert Weidner (1)
RT - Billy Milner (9), Ron Heller (7)
TE - Eric Green (14), Ronnie Williams (2)
WR - O.J. McDuffie (16)
QB - Dan Marino (14), Bernie Kosar (2)
RB - Bernie Parmalee (12), Terry Kirby (4)
FB - Keith Byars (16)

DEFENSE
LDE - Jeff Cross (16)
DT - Tim Bowers (16)
NT - Chuck Klingbell (15), Steve Emtman (1)
RDE - Marco Coleman (16)
LLB - Chris Singleton (15), Aubrey Beavers (1)
MLB - Bryan Cox (16)
RLB - Dwight Hollier (14)
LCB - Troy Vincent (16)
RCB - J.B. Brown (12), Terrell Buckley (4)
SS - Michael Stewart (16)
FS - Gene Atkins (11), Louis Oliver (5)
5th DB - Calvin Jackson (1), Frankie Smith (1)

* Indicates Rookie

1996 FINAL STATISTICS (8-8)

DATE	OPPONENT	SCORE	WL	ATT.
9/1	NEW ENGLAND	24-10	W	71,542
9/8	at Arizona	38-10	W	55,444
9/15	N.Y. JETS	36-27	W	68,137
9/23	at Indianapolis	6-10	L	60,891
10/6	SEATTLE	15-22	L	59,939
10/13	at Buffalo	21-7	W	79,642
10/20	at Philadelphia	28-35	L	66,240
10/27	DALLAS	10-29	L	75,283
11/3	at New England	23-42	L	58,942
11/10	INDIANAPOLIS	37-13	W	66,623
11/17	at Houston	23-20	W	47,358
11/25	PITTSBURGH	17-24	L	73,489
12/1	at Oakland	7-17	L	50,591
12/8	N.Y. GIANTS	7-17	L	63,889
12/16	BUFFALO	16-14	W	67,016
12/22	at N.Y. Jets	31-28	W	47,271

TEAM STATISTICS	MIA.	OPP.
TOTAL FIRST DOWNS	294	306
By Rushing.....	92	91
By Passing.....	173	191
By Penalty.....	29	24
Third Down: Made/Att.....	89/221	65/193
Fourth Down: Made/Att.....	8/19	11/24
TOTAL NET YARDS.....	5165	5191
Average Per Game.....	322.8	324.4
Total Plays.....	1000	987
NET YARDS RUSHING.....	1622	1536
Average Per Game.....	101.4	96.0
Total Rushes.....	460	411
NET YARDS PASSING.....	3543	3655
Average Per Game.....	221.4	228.4
Tackled/Yards Lost.....	36/240	37/233
Gross Yards.....	3783	3888
Attempts/Completions.....	504/300	539/337
Completion Percentage.....	59.5	62.5
Had Intercepted.....	11	20
PUNTS/AVERAGE.....	78/46.3	75/43.8
PENALTIES/YARDS.....	111/852	98/786
FUMBLES/BALL LOST.....	31/13	29/16
TOUCHDOWNS.....	41	41
By Rushing.....	14	10
By Passing.....	22	29
By Returns.....	5	2

Score By Quarters	1	2	3	4	OT	Total
DOLPHINS	57	120	84	78	0	339
OPPONENTS	72	89	71	93	0	325

RUSHING	NO.	YDS.	AVG.	LG	TD
Abdul-Jabbar	307	1116	3.6	29	11
Spikes	87	316	3.6	49	3
Parmalee	25	80	3.2	17	0
McPhail	6	28	4.7	10	0
Pritchett	7	27	3.9	16	0
Izzo	1	26	26.0	26	0
Erickson	11	16	1.5	12	0
McDuffie	2	7	3.5	7	0
Kosar	1	6	6.0	6	0
Kidd	1	3	3.0	3	0
R. Wilson	1	0	0.0	0	0
Marino	11	-3	-0.3	7	0
DOLPHINS	460	1622	3.5	49	14
OPPONENTS	411	1536	3.7	49	10

RECEIVING	NO.	YDS.	AVG.	LG	TD
McDuffie	74	918	12.4	36	8
Barnett	36	562	15.6	66	3
Pritchett	33	354	10.7	74	2
Drayton	26	320	12.3	51	0
Abdul-Jabbar	23	139	6.0	23	0
R. Hill	21	409	19.5	61	4
Parmalee	21	189	9.0	17	0
McPhail	20	282	14.1	52	0
L. Thomas	10	166	16.6	34	1
Miller	9	116	12.9	22	0
Spikes	8	81	10.1	19	1
Jordan	7	152	21.7	43	0
Byars	5	40	8.0	16	0
Carolan	4	48	12.0	21	1
R. Wilson	2	5	2.5	3	1
Wainright	1	2	2.0	2	1

DOLPHINS	300	3783	12.6	74	22
OPPONENTS	337	3888	11.5	84	29

INTERCEPTIONS	NO.	YDS.	AVG.	LG	TD
Buckley	6	164	27.3	91	1
Oliver	3	110	36.7	60	0
Jackson	3	82	27.3	61	1
Z. Thomas	3	64	21.3	27	1
Wooden	2	15	7.5	15	0
J.B. Brown	1	29	29.0	29	0
Hollier	1	11	11.0	11	0
S. Hill	1	0	0.0	0	0

DOLPHINS	20	475	23.8	91	3
OPPONENTS	11	256	23.3	100	1

PUNTING	NO.	YDS.	AVG.	LG	BK
Kidd	78	3611	46.3	63	0
DOLPHINS	78	3611	46.3	63	0
OPPONENTS	75	3283	43.8	80	2

PUNT RET.	NO.	YDS.	AVG.	LG	TD
McDuffie	22	212	9.6	19	0
Buckley	3	24	8.0	13	0
Miller	1	15	15.0	15	0
DOLPHINS	26	251	9.7	19	0
OPPONENTS	48	368	7.7	26	0

KICKOFF RET.	NO.	YDS.	AVG.	LG	TD
Spikes	28	681	24.3	59	0
McPhail	15	335	22.3	40	0
Dar Dar	7	132	18.9	25	0
Jordan	4	81	20.3	22	0
R. Hill	2	4	2.0	4	0
Buckley	1	48	48.0	48	0
Z. Thomas	1	17	17.0	17	0
R. Wilson	1	12	12.0	12	0
Wainright	1	10	10.0	10	0

DOLPHINS	60	1320	22.0	59	0
OPPONENTS	48	1058	22.0	54	0

SCORING	Ru	Pa	Rt	PAT	FG	S	2	P
Nedney	0	0	0	36/36	18/29	0	0	89
Abdul-Jabbar	11	0	0	0	0	0	0	66
McDuffie	0	8	0	0	0	0	0	48
R. Hill	0	4	0	0	0	0	0	24
Spikes	3	1	0	0	0	0	0	24
Barnett	0	3	0	0	0	0	0	18
Pritchett	0	2	0	0	0	0	0	12
Buckley	0	0	1	0	0	0	0	6

Carolan	0	1	0	0	0	0	0	6
S. Hill	0	0	1	0	0	0	0	6
Jackson	0	0	1	0	0	0	0	6
Miller	0	0	1	0	0	0	0	6
L. Thomas	0	1	0	0	0	0	0	6
Z. Thomas	0	0	1	0	0	0	0	6
Wainright	0	1	0	0	0	0	0	6
R. Wilson	0	1	0	0	0	0	0	6
Drayton	0	0	0	0	0	0	1	2

DOLPHINS	14	22	5	35/36	18/29	0	1	339
OPPONENTS	10	29	2	38/39	13/17	0	1	325

FIELD GOALS	1-19	20-29	30-39	40-49	50+
Nedney	1/1	7/7	7/11	3/8	0/2
DOLPHINS	1/1	7/7	7/11	3/8	0/2
OPPONENTS	1/1	5/6	5/5	2/5	0/0

TWO-POINT CONVERSIONS
Drayton 1
DOLPHINS 1-5, OPPONENTS 1-2

SACKS
Armstrong 12.0, Stubbs 9.0, Bowens 3.0, Burton 3.0, Emtman 2.0, Z. Thomas 2.0, Jackson 1.5, Bailey 1.0, Gardener 1.0, S. Hill 1.0, Hollier 1.0, Hand 0.5
DOLPHINS 37.0, OPPONENTS 36.0

STARTERS
OFFENSE
WR - Fred Barnett (7), Randall Hill (5), Lamar Thomas (3), Scott Miller (1)
LT - Richmond Webb (16)
LG - Keith Sims (15), *Jeff Buckley (1)
C - Tim Ruddy (16)
RG - Chris Gray (11), Everett McIver (5)
RT - James Brown (16)
TE - Troy Drayton (10), Keith Byars (4), Brett Carolan (2)
WR - O.J. McDuffie (16)
QB - Dan Marino (13), Craig Erickson (3)
RB - *Karim Abdul-Jabbar (14), *Jerris McPhail (1), Irving Spikes (1)
FB - *Stanley Pritchett (16)

DEFENSE
LDE - Trace Armstrong (9), *Shane Burton (6), Daniel Stubbs (1)
LDT - *Daryl Gardener (12), Steve Emtman (4)
RDT - Tim Bowens (16)
RDE - Daniel Stubbs (14), *Shane Burton (2)
LLB - Dwight Hollier (15)
MLB - *Zach Thomas (16)
RLB - Chris Singleton (13), *Anthony Harris (3)
LCB - Terrell Buckley (16)
RCB - Calvin Jackson (15), Sean Hill (1)
SS - Louis Oliver (12), *Shawn Wooden (4)
FS - *Shawn Wooden (7), Gene Atkins (5), Sean Hill (4)
5th DB - J.B. Brown (1)

* Indicates Rookie

PASSING	ATT.	COMP.	YDS.	PCT.	TD	INT.	LG	SCK/LST	RATING
Marino	373	221	2795	59.2	17	9	74	18/131	87.8
Erickson	99	55	780	55.6	4	2	61	11/72	86.3
Kosar	32	24	208	75.0	1	0	20	6/34	102.1
Abdul-Jabbar	0	0	0	0.0	0	0	0	1/3	0.0
DOLPHINS	504	300	3783	59.5	22	11	74	36/240	88.4
OPPONENTS	539	337	3888	62.5	29	20	84	37/233	86.7

1997 FINAL STATISTICS (9-7)

DATE	OPPONENT	SCORE	W/L	ATT.
8/31	INDIANAPOLIS	16-10	W	70,813
9/7	TENNESSEE	16-13(OT)	W	64,439
9/14	at Green Bay	18-23	L	60,075
9/21	at Tampa Bay	21-31	L	73,314
10/5	KANSAS CITY	17-14	W	71,794
10/12	at N.Y. Jets	31-20	W	75,601
10/19	at Baltimore	24-13	W	64,354
10/27	CHICAGO	33-36(OT)	L	73,156
11/2	at Buffalo	6-9	L	78,011
11/9	N.Y. JETS	24-17	W	73,809
11/17	BUFFALO	30-13	W	74,155
11/23	at New England	24-27	L	59,002
11/30	at Oakland	34-16	W	50,569
12/7	DETROIT	33-30	W	72,266
12/14	at Indianapolis	0-41	L	61,282
12/22	NEW ENGLAND	12-14	L	74,379

TEAM STATISTICS	MIA.	OPP.
TOTAL FIRST DOWNS	311	299
By Rushing	87	106
By Passing	199	176
By Penalty	25	17
Third Down: Made/Att.	82/217	92/215
Third Down Efficiency	37.8	42.8
Fourth Down: Made/Att. ...	13/23	7/18
TOTAL NET YARDS.....	5135	5364
Average Per Game	320.9	335.3
Total Plays	1028	1004
NET YARDS RUSHING	1423	1813
Average Per Game	83.9	113.3
Total Rushes	430	443
NET YARDS PASSING	3792	3551
Average Per Game	237.0	221.9
Tackled/Yards Lost.....	22/153	31/231
Gross Yards	3945	3782
Attempts/Completions	576/332	530/329
Completion Percentage.....	57.6	62.1
Had Intercepted	12	10
PUNTS/AVERAGE	68/43.6	63/42.5
PENALTIES/YARDS	93/783	92/892
FUMBLES/BALL LOST	22/8	31/17
TOUCHDOWNS	37	36
By Rushing	18	9
By Passing	16	23
By Returns	3	4

Score By Quarters	1	2	3	4	OT	Total
DOLPHINS	67	103	49	117	3	339
OPPONENTS	43	135	51	95	3	327

RUSHING	NO.	YDS.	AVG.	LG	TD
Abdul-Jabbar..	283	892	3.2	22	15
Spikes	63	180	2.9	14	2
McPhail	17	146	8.6	71	1
Parmalee.....	18	59	3.3	12	0
Phillips.....	18	44	2.4	8	0
Jordan	3	12	4.0	16	0
Erickson	4	8	2.0	4	0
Pritchett.....	3	7	2.3	4	0
Kidd	1	4	4.0	4	0
Nealy	1	3	3.0	3	0
Potts	1	3	3.0	3	0
Marino	18	-14	-0.8	1	0

DOLPHINS	430	1343	3.1	71	18
OPPONENTS	443	1813	4.1	43	9

RECEIVING	NO.	YDS.	AVG.	LG	TD
McDuffie	76	943	12.4	55	1

PASSING	ATT.	COMP.	YDS.	PCT.	TD	INT.	LG	SCK/LST	RATING
Marino	548	319	3780	58.2	16	11	55	20/132	80.7
Erickson	28	13	165	46.4	0	1	27	2/21	50.4
DOLPHINS.....	576	332	3945	57.6	16	12	55	22/153	79.2
OPPONENTS.....	530	329	3782	62.1	23	10	70	31/231	90.1

Drayton	39	558	14.3	30	4
McPhail	34	262	7.7	19	1
Abdul-Jabbar..	29	261	9.0	36	1
L. Thomas	28	402	14.4	26	2
Parmalee.....	28	301	10.8	29	1
Jordan	27	471	17.4	44	3
Perriman	19	309	16.3	26	1
Barnett	17	166	9.8	20	1
Perry	11	45	4.1	10	1
Manning	7	85	12.1	21	0
Spikes	7	70	10.0	24	0
Pritchett.....	5	35	7.0	17	0
Potts	3	27	9.0	13	0
Phillips.....	1	6	6.0	6	0
Dotson	1	4	4.0	4	0

DOLPHINS	332	3945	11.9	55	16
OPPONENTS	329	3782	11.5	70	23

INTERCEPTIONS NO.	YDS.	AVG.	LG	TD	
Buckley	4	26	6.5	12	0
Teague	2	25	12.5	23	0
Wooden	2	10	5.0	10	0
Madison	1	21	21.0	21	0
Z. Thomas.....	1	10	10.0	10	0

DOLPHINS	10	92	9.2	23	0
OPPONENTS	12	307	25.6	100	4

PUNTING	NO.	YDS.	AVG.	LG	BK
Kidd	52	2247	43.2	58	0
Richardson	11	480	43.6	54	0
Mare	5	235	47.0	53	0

DOLPHINS	68	2962	43.6	58	0
OPPONENTS	63	2679	42.5	65	0

PUNT RET.	NO.	YDS.	AVG.	LG	TD
Jordan	26	273	10.5	38	0
Buckley	4	58	14.5	26	0
McDuffie	2	4	2.0	3	0

DOLPHINS	32	335	10.5	38	0
OPPONENTS	43	323	7.5	25	0

KICKOFF RET. NO.	YDS.	AVG.	LG	TD	
Spikes	24	565	23.5	48	0
McPhail	15	314	20.9	39	0
C. Harris	11	224	20.4	34	0
Ismail	8	166	20.8	27	0
Potts	1	16	16.0	16	0
Perry	1	7	7.0	7	0
Jordan	1	6	6.0	6	0
A. Harris	1	0	0.0	0	0
Hollier	1	0	0.0	0	0

DOLPHINS	63	1298	20.6	48	0
OPPONENTS	53	1018	19.2	40	0

SCORING	Ru	Pa	Rt	PAT	FG	S	2	P
Mare	0	0	0	33/33	28/36	0	0	11/17
Abdul-Jabbar	15	1	0	0/0	0/0	0	0	9/6
Drayton	0	4	0	0/0	0/0	0	0	2/4
Jordan	0	3	0	0/0	0/0	0	0	1/8
McDuffie	0	1	1	0/0	0/0	0	0	1/2
McPhail	1	1	0	0/0	0/0	0	0	1/2
Spikes	2	0	0	0/0	0/0	0	0	1/2
L. Thomas	0	2	0	0/0	0/0	0	0	1/2
Barnett	0	1	0	0/0	0/0	0	0	1/6
Bowens	0	0	1	0/0	0/0	0	0	1/6
Buckley	0	0	1	0/0	0/0	0	0	1/6
Parmalee	1	0	0	0/0	0/0	0	0	1/6
Perriman	0	1	0	0/0	0/0	0	0	1/6

Perry	0	1	0	0/0	0/0	0	0	0	6
-------------	---	---	---	-----	-----	---	---	---	---

DOLPHINS	18	16	3	33/33	28/36	0	0	339
OPPONENTS	9	23	4	30/32	25/35	1	2	327

FIELD GOALS	1-19	20-29	30-39	40-49	50+
Mare.....	2/2	14/15	8/10	3/6	1/3

DOLPHINS	2/2	14/15	8/10	3/6	1/3
OPPONENTS	0/0	11/11	9/12	4/9	1/3

TWO-POINT CONVERSIONS

DOLPHINS 0-4, OPPONENTS 2-4

SACKS

Armstrong 5.5, Bowens 5.0, Rodgers 5.0, Taylor 5.0, Burton 4.0, Wilson 2.0, Gardener 1.5, A. Harris 1.0, Stubbs 1.0, Jackson 0.5, Z. Thomas 0.5.
DOLPHINS 31.0, OPPONENTS 22.0

STARTERS

OFFENSE

WR - O.J. McDuffie (16)
LT - Richmond Webb (16)
LG - Jeff Buckley (12), Keith Sims (4)
C - Tim Ruddy (15), John Bock (1)
RG - Everett McIver (14), John Bock (2)
RT - James Brown (16)
TE - Troy Drayton (15)
WR - Lamar Thomas (6), Fred Barnett (5), Brett Perriman (5)
QB - Dan Marino (16)
RB - Karim Abdul Jabbar (14), Jerris McPhail (1), Irving Spikes (1)
FB - Stanley Pritchett (5), Bernie Parmalee (4), Dewayne Dotson (2), Roosevelt Potts (1)
3rd WR - Charles Jordan (1)
2nd TE - Ed Perry (4)

DEFENSE

LDE - Trace Armstrong (16)
LDT - Tim Bowens (16)
RDT - Daryl Gardener (16)
RDE - Jason Taylor (11), Shane Burton (4), Dunstan Anderson (1)
LLB - Anthony Harris (14), Dwight Hollier (2)
MLB - Zach Thomas (15), Dwight Hollier (1)
RLB - Derrick Rodgers (14), Anthony Harris (2)
LCB - Terrell Buckley (15), Calvin Jackson (3)
RCB - Calvin Jackson (11), *Sam Madison (3), Terrell Buckley (1), Tim Jacobs (1)
SS - Shawn Wooden (15), Corey Harris (1)
FS - Corey Harris (6), George Teague (6), Calvin Jackson (4)

* Indicates Rookie

1998 FINAL STATISTICS (10-6)

DATE	OPPONENT	SCORE	W/L	ATT.
9/6	at Indianapolis	24-15	W	60,587
9/13	BUFFALO	13-7	W	73,097
9/20	PITTSBURGH	21-0	W	73,948
10/4	at N.Y. Jets	9-20	L	75,257
10/12	at Jacksonville	21-28	L	74,051
10/18	ST. LOUIS	14-0	W	65,418
10/25	NEW ENGLAND	12-9 (OT)	W	73,973
11/1	at Buffalo	24-30	L	79,011
11/8	INDIANAPOLIS	27-14	W	73,400
11/15	at Carolina	13-9	W	67,887
11/23	at New England	23-26	L	58,729
11/29	NEW ORLEANS	30-10	W	73,216
12/6	at Oakland	27-17	W	61,254
12/13	N.Y. JETS	16-21	L	74,369
12/21	DENVER	31-21	W	74,363
12/27	at Atlanta	16-38	L	69,754

TEAM STATISTICS	MIA.	OPP.
TOTAL FIRST DOWNS	269	257
By Rushing	73	75
By Passing	176	148
By Penalty	20	34
Third Down: Made/Att.	81/226	70/213
Third Down Efficiency	35.8	32.9
Fourth Down: Made/Att. ...	6/12	6/11
TOTAL NET YARDS	4930	4435
Average Per Game	308.1	277.2
Total Plays	1028	944
NET YARDS RUSHING	1535	1511
Average Per Game	95.9	94.4
Total Rushes	458	395
NET YARDS PASSING	3395	2924
Average Per Game	212.2	182.8
Tackled/Yards Lost	24/187	45/270
Gross Yards	3582	3194
Attempts/Completions	546/316	504/292
Completion Percentage	57.9	50.0
Had Intercepted	16	29
PUNTS/AVERAGE	97/41.9	88/45.3
PENALTIES/YARDS	106/864	97/875
FUMBLES/BALL LOST	25/12	25/7
TOUCHDOWNS	37	28
By Rushing	10	6
By Passing	23	17
By Returns	4	5

Score By Quarters	1	2	3	4	OT	Total
DOLPHINS	54	115	61	88	3	321
OPPONENTS	51	70	44	100	0	265

RUSHING	NO.	YDS.	AVG.	LG	TD
Abdul-Jabbar ..	270	960	3.6	45	6
Avery	143	503	3.5	44	2
Parmalee	8	20	2.5	10	0
Pritchett	6	19	3.2	11	1
Moore	4	12	3.0	4	0
McDuffie	3	11	3.7	5	0
Lusk	1	7	7.0	7	0
Doxson	2	6	3.0	3	0
Marino	21	-3	-0.1	10	1
DOLPHINS	458	1535	3.4	45	10
OPPONENTS	395	1511	3.8	77	6

RECEIVING	NO.	YDS.	AVG.	LG	TD
McDuffie	90	1050	11.7	61	7
Gadsden	48	713	14.9	50	7
L. Thomas	43	603	14.0	56	5
Drayton	30	334	11.1	35	3

PASSING	ATT.	COMP.	YDS.	PCT.	TD	INT.	LG	SCK/LST	RATING
Marino	537	310	3497	57.7	23	15	61	23/178	80.0
Huard	9	6	85	66.7	0	1	24	1/9	57.4
DOLPHINS	546	316	3582	57.9	23	16	61	24/187	79.5
OPPONENTS	504	252	3194	50.0	17	29	62	45/270	57.4

Perry	25	255	10.2	46	0
Parmalee	21	221	10.5	23	0
Abdul-Jabbar ..	21	102	4.9	18	0
Pritchett	17	97	5.7	24	0
Avery	10	67	6.7	19	1
Jacquet	8	122	15.3	29	0
Jordan	2	17	8.5	9	0
Moore	1	1	1.0	1	0
DOLPHINS	316	3582	11.3	61	23
OPPONENTS	252	3194	12.7	62	17

INTERCEPTIONS	NO.	YDS.	AVG.	LG	TD
Buckley	8	157	19.6	61	1
Madison	8	114	14.3	35	0
Walker	4	12	3.0	7	0
Z. Thomas	3	21	7.0	17	2
Jones	2	14	7.0	14	1
Surtain	2	1	0.5	1	0
Wilson	1	0	0.0	0	0
Gardener	1	-1	-1.0	-1	0
DOLPHINS	29	318	11.0	61	4
OPPONENTS	16	365	22.8	87	2

PUNTING	NO.	YDS.	AVG.	LG	BK
Wilmsmeyer ..	93	3949	42.5	57	1
Mare	3	115	38.3	43	0
DOLPHINS	97	4064	41.9	57	1
OPPONENTS	88	3986	45.3	73	0

PUNT RET.	NO.	YDS.	AVG.	LG	TD
Buckley	29	354	12.2	35	0
McDuffie	12	141	11.8	39	0
Jordan	5	47	9.4	24	0
DOLPHINS	46	542	11.8	39	0
OPPONENTS	43	339	7.9	40	0

KICKOFF RET.	NO.	YDS.	AVG.	LG	TD
Avery	43	1085	25.2	55	0
Marion	6	109	18.2	28	0
Jacquet	4	103	25.8	37	0
DOLPHINS	53	1297	24.5	55	0
OPPONENTS	56	1227	21.9	95	1

SCORING	Ru	Pa	Rt	PAT	FG	S	2	TP
Mare	0	0	0	33/34	22/27	0	0	99
Gadsden ..	0	7	0	0	0	0	0	42
McDuffie ..	0	7	0	0	0	0	0	42
Abdul-Jabbar	6	0	0	0	0	0	0	36
L. Thomas	0	5	0	0	0	0	0	30
Avery	2	1	0	0	0	0	0	18
Drayton	0	3	0	0	0	0	0	18
Z. Thomas	0	0	2	0	0	0	0	12
Buckley	0	0	1	0	0	0	0	6
Jones	0	0	1	0	0	0	0	6
Marino	1	0	0	0	0	0	0	6
Pritchett ...	1	0	0	0	0	0	0	6
DOLPHINS	10	23	4	33/34	22/27	0	0	321
OPPONENTS	6	17	5	24/24	23/32	0	2	265

FIELD GOALS	1-19	20-29	30-39	40-49	50+
Mare	0/0	12/13	5/5	5/7	0/2
DOLPHINS	0/0	12/13	5/5	5/7	0/2
OPPONENTS ..	0/1	8/8	5/6	8/15	2/2

TWO-POINT CONVERSIONS
DOLPHINS 0-3, OPPONENTS 2-4

SACKS
Armstrong 10.5, Taylor 9.0, Bromell 8.0, Jones 5.0, Rodgers 2.5, Burton 2.0, Mixon 2.0, Z. Thomas 2.0, Gardener 1.0, Jackson 1.0, Madison 1.0, TEAM 1.0.
DOLPHINS 45.0, OPPONENTS 24.0

STARTERS
OFFENSE
WR - Oronde Gadsden (12), Lamar Thomas (2)
LT - Richmond Webb (9), Brent Smith (7)
LG - Mark Dixon (10), John Bock (6)
C - Tim Ruddy (16)
RG - Kevin Donnalley (14), Mike Sheldon (2)
RT - James Brown (16)
TE - Troy Drayton (15), Ed Perry (1)
WR - O.J. McDuffie (16)
QB - Dan Marino (16)
RB - Karim Abdul-Jabbar (15), Ron Moore (1)
FB - Stanley Pritchett (12)
2nd TE - Ed Perry (4), Hendrick Lusk (1), Frank Wainright (1)

DEFENSE
LDE - *Kenny Mixon (16)
LDT - Tim Bowens (16)
RDT - Daryl Gardener (16)
RDE - Jason Taylor (15), Daniel Stubbs (1)
LLB - Derrick Rodgers (16)
MLB - Zach Thomas (16)
RLB - Robert Jones (16)
LCB - Terrell Buckley (16)
RCB - Sam Madison (16)
SS - Calvin Jackson (15), Shawn Wooden (1)

* Indicates Rookie

1999 FINAL STATISTICS (9-7)

DATE	OPPONENT	SCORE	W/L	ATT.
9/13	at Denver	38-21	W	75,623
9/19	ARIZONA	19-16	W	73,618
10/4	BUFFALO	18-23	L	74,073
10/10	at Indianapolis	34-31	W	56,810
10/17	at New England	31-30	W	60,006
10/24	PHILADELPHIA	16-13	W	73,975
10/31	at Oakland	16-9	W	61,556
11/7	TENNESSEE	17-0	W	74,109
11/14	at Buffalo	3-23	L	72,810
11/21	NEW ENGLAND	27-17	W	74,295
11/25	at Dallas	0-20	L	64,328
12/5	INDIANAPOLIS	34-37	L	74,096
12/12	at N.Y. Jets	20-28	L	78,246
12/19	SAN DIEGO	12-9	W	73,765
12/27	N.Y. JETS	31-38	L	74,230
1/2	at Washington	10-21	L	78,106

TEAM STATISTICS	MIA.	OPP.
TOTAL FIRST DOWNS	287	252
By Rushing	81	79
By Passing	188	145
By Penalty	18	28
Third Down: Made/Att.	80/236	60/208
Third Down Efficiency	33.9	28.8
Fourth Down: Made/Att.	8/14	8/16
TOTAL NET YARDS	4938	4404
Average Per Game	308.6	275.3
Total Plays	1071	936
NET YARDS RUSHING	1453	1476
Average Per Game	90.8	92.3
Total Rushes	445	413
NET YARDS PASSING	3485	2928
Average Per Game	217.8	183.0
Tackled/Yards Lost	37/251	39/240
Gross Yards	3736	3168
Attempts/Completions	589/329	484/256
Completion Percentage	55.9	52.9
Had Intercepted	21	18
PUNTS/AVERAGE	81/41.0	85/41.1
PENALTIES/YARDS	111/936	80/708
FUMBLE/BALL LOST	23/13	19/10
TOUCHDOWNS	30	35
By Rushing	8	6
By Passing	20	19
By Returns	2	10

Score By Quarters	1	2	3	4	OT	Total
DOLPHINS	50	106	58	112	0	326
OPPONENTS	73	83	75	105	0	336

RUSHING	NO.	YDS.	AVG.	LG	TD
Johnson	164	558	3.4	34	4
Collins	131	414	3.2	25	2
Pritchett	47	158	3.4	25	1
Huard	28	124	4.4	25	0
Denson	28	98	3.5	20	0
Abdul-Jabbar	28	95	3.4	12	1
Konrad	9	16	1.8	5	0
Jacquet	1	4	4.0	4	0
Zolak	2	-2	-1.0	-1	0
Marino	6	-6	-1.0	0	0
Martin	1	-6	-6.0	-6	0
DOLPHINS	445	1453	3.3	34	8
OPPONENTS	413	1476	3.6	43	6

RECEIVING	NO.	YDS.	AVG.	LG	TD
Martin	67	1037	15.5	69t	5
Gadsden	48	803	16.7	62	6
McDuffie	43	516	12.0	34	2
Pritchett	43	312	7.3	30	4
Konrad	34	251	7.4	25	1
Drayton	32	299	9.3	26	1
Green	18	234	13.0	27	0
Johnson	15	100	6.7	17	0
Goodwin	8	55	6.9	14	0
Collins	6	32	5.3	12	0
Denson	4	28	7.0	10	0
Abdul-Jabbar	4	25	6.3	14	0
Perry	3	8	2.7	5	1
McKenzie	2	18	9.0	13	0
Jacquet	1	18	18.0	18	0
Huard	1	0	0.0	0	0

DOLPHINS	329	3736	11.4	69t	20
OPPONENTS	256	3168	12.4	68t	19

INTERCEPTIONS	NO.	YDS.	AVG.	LG	TD
Madison	7	164	23.4	42	1
Buckley	3	3	1.0	18	0
Marion	2	30	15.0	28	0
Surtain	2	28	14.0	28	0
Wilson	1	13	13.0	13	0
Rodgers	1	5	5.0	5	0
Taylor	1	0	0.0	0	0
Z. Thomas	1	0	0.0	0	0

DOLPHINS	18	243	13.5	42	1
OPPONENTS	21	567	27.0	98t	7

PUNTING	NO.	YDS.	AVG.	LG	BK
Hutton	73	2978	40.8	63	0
Bartholomew	7	308	44.0	51	0
Mare	1	36	36.0	36	0

DOLPHINS	81	3322	41.0	63	0
OPPONENTS	85	3495	41.1	57	0

PUNT RET.	NO.	YDS.	AVG.	LG	TD
Jacquet	28	351	12.5	45	0
Buckley	8	13	1.6	8	0
McDuffie	7	62	8.9	21	0
Preston	1	6	6.0	6	0

DOLPHINS	44	432	9.8	45	0
OPPONENTS	42	424	10.1	43	0

KICKOFF RET.	NO.	YDS.	AVG.	LG	TD
Marion	62	1524	24.6	93	0
Wilson	3	50	16.7	23	0
Avery	2	55	27.5	33	0
Johnson	2	26	13.0	19	0
Jacquet	1	26	26.0	26	0
McDuffie	1	17	17.0	17	0
Z. Thomas	1	15	15.0	15	0

DOLPHINS	72	1713	23.8	93	0
OPPONENTS	58	1282	22.1	97t	1

SCORING	Ru	Pa	Rt	PAT	FG	S	2	TP
Mare	0	0	0	27/27	39/46	0	0	144
Gadsden	0	6	0	0/0	0/0	0	0	36
Martin	0	5	0	0/0	0/0	0	0	30
Pritchett	1	4	0	0/0	0/0	0	0	30
Johnson	4	0	0	0/0	0/0	0	0	24
Collins	2	0	0	0/0	0/0	0	0	12
McDuffie	0	2	0	0/0	0/0	0	0	12
Madison	0	0	1	0/0	0/0	1	0	8

Abdul-Jabbar	1	0	0	0/0	0/0	0	0	6
Drayton	0	1	0	0/0	0/0	0	0	6
Konrad	0	1	0	0/0	0/0	0	0	6
Perry	0	1	0	0/0	0/0	0	0	6
Taylor	0	0	1	0/0	0/0	0	0	6

DOLPHINS	8	20	2	27/27	39/46	1	3	326
OPPONENTS	6	19	10	33/35	31/40	0	3	336

FIELD GOALS	1-19	20-29	30-39	40-49	50+	
Mare	0/0	1/1	9/9	17/17	9/14	3/5

DOLPHINS	0/0	1/1	9/9	17/17	9/14	3/5
OPPONENTS	0/0	0/0	6/6	10/14	12/16	3/4

TWO-POINT CONVERSIONS
DOLPHINS 0-3, OPPONENTS 0-0

SACKS
Owens 8.5, Armstrong 7.5, Bromell 5.0, Gardener 5.0, Wilson 3.0, Taylor 2.5, Surtain 2.0, Bowens 1.5, Buckley 1.0, Jackson 1.0, Marion 1.0, Z. Thomas 1.0.

DOLPHINS 39.0, OPPONENTS 37.0

STARTERS	OFFENSE
WR - Tony Martin (13)	
LT - Richmond Webb (14), Brent Smith (2)	
LG - Mark Dixon (13), Kevin Gogan (3)	
C - Tim Ruddy (16)	
RG - Kevin Donnalley (9), Kevin Gogan (7)	
RT - James Brown (14), Brent Smith (2)	
TE - Troy Drayton (13), Hunter Goodwin (2)	
WR - O.J. McDuffie (10), Oronde Gadsden (6)	
QB - Dan Marino (11), Damon Huard (5)	
RB - Abdull Collins (6), *J.J. Johnson (4), Karim Abdul-Jabbar (3), Stanley Pritchett (2), Atry Denson (1)	
FB - *Rob Konrad (9), Stanley Pritchett (5)	
3rd WR - Oronde Gadsden (1), Yatil Green (1)	
2nd TE - Hunter Goodwin (3), Ed Perry (1)	

DEFENSE
LDE - Rich Owens (12), Trace Armstrong (2), Kenny Mixon (2)
LDT - Tim Bowens (15), Rich Owens (1)
RDT - Daryl Gardener (15), Lorenzo Bromell (1)
RDE - Jason Taylor (15), Rich Owens (1)
LLB - Derrick Rodgers (15)
MLB - Zach Thomas (16)
RLB - Robert Jones (15)
LCB - Terrell Buckley (11), Patrick Surtain (5)
RCB - Sam Madison (16)
SS - Calvin Jackson (10), Shawn Wooden (6)
FS - Brock Marion (16)
5th DB - Patrick Surtain (1)
6th DB - Jerry Wilson (1)

* Indicates Rookie

PASSING	ATT.	COMP.	YDS.	PCT.	TD	INT.	LG	SCK/LST	RATING
Marino	369	204	2448	55.3	12	17	62	9/66	67.4
Huard	216	125	1288	57.9	8	4	69t	28/185	79.8
Zolak	4	0	0	0.0	0	0	0	0/0	39.6
DOLPHINS	589	329	3736	55.9	20	21	69t	37/251	71.5
OPPONENTS	484	256	3168	52.9	19	18	68t	39/240	71.0

2000 FINAL STATISTICS (11-5)

DATE	OPPONENT	SCORE	W/L	ATT.
9/3	SEATTLE	23-0	W	72,949
9/10	at Minnesota	7-13	L	64,112
9/17	BALTIMORE	19-6	W	73,464
9/24	NEW ENGLAND	10-3	W	73,344
10/1	at Cincinnati	31-16	W	61,535
10/8	BUFFALO	22-13	W	73,901
10/23	at N.Y. Jets	37-40(OT)	L	78,389
10/29	GREEN BAY	28-20	W	73,740
11/5	at Detroit	23-8	W	77,813
11/12	at San Diego	17-7	W	56,896
11/19	N.Y. JETS	3-20	L	74,320
11/26	at Indianapolis	17-14	W	56,935
12/3	at Buffalo	33-6	W	73,002
12/10	TAMPA BAY	13-16	L	74,307
12/17	INDIANAPOLIS	13-20	L	73,884
12/24	at New England	27-24	W	60,292

TEAM STATISTICS	MIA.	OPP.
TOTAL FIRST DOWNS	251	289
By Rushing	104	92
By Passing	122	156
By Penalty	25	41
Third Down: Made/Att.	75/214	70/211
Third Down Efficiency	35.0	33.2
Fourth Down: Made/Att. ...	4/6	8/15
TOTAL NET YARDS	4461	4636
Average Per Game	278.8	289.8
Total Plays	945	995
NET YARDS RUSHING	1894	1736
Average Per Game	118.4	108.5
Total Rushes	496	417
NET YARDS PASSING	2567	2900
Average Per Game	160.4	181.3
Tackled/Yards Lost	28/153	48/270
Gross Yards	2720	3170
Attempts/Completions	421/243	530/282
Completion Percentage	57.7	53.2
Had Intercepted	17	28
PUNTS/AVERAGE	32/42.1	87/40.6
PENALTIES/YARDS	115/920	86/793
FUMBLES/BALL LOST	12/9	30/13
TOUCHDOWNS	34	23
By Rushing	16	9
By Passing	15	13
By Returns	3	1

Score By Quarters	1	2	3	4	OT	Total
DOLPHINS	67	109	90	57	0	323
OPPONENTS ...	50	57	9	107	3	226

RUSHING	NO.	YDS.	AVG.	LG	TD
L. Smith	309	1139	3.7	68T	14
Fiedler	54	267	4.9	30	1
Johnson	50	168	3.4	16	1
T. Thomas	28	136	4.9	25	0
Denson	31	108	3.5	12	0
Izzo	1	39	39.0	39	0
Konrad	15	39	2.6	5	0
Shepherd	4	3	0.8	14	0
Emanuel	3	-2	-0.7	0	0
McDuffie	1	-3	-3.0	-3	0
DOLPHINS	496	1894	3.8	68T	16
OPPONENTS ...	417	1736	4.2	45	9

RECEIVING	NO.	YDS.	AVG.	LG	TD
Gadsden	56	786	14.0	61	6

PASSING	ATT.	COMP.	YDS.	PCT.	TD	INT.	LG	SCK/LST	RATING
Fiedler	357	204	2402	57.1	14	14	61	23/129	74.5
Huard	63	39	318	61.9	1	3	29	4/22	60.2
L. Smith	1	0	0	0.00	0	0	0	0/0	39.6
T. Thomas	0	0	0	0.00	0	0	0	1/2	-
DOLPHINS	421	243	2720	57.7	15	17	61	28/153	72.2
OPPONENTS	530	282	3170	53.2	13	28	59	48/270	57.5

Shepherd	35	446	12.7	46T	4
L. Smith	31	201	6.5	28	2
Martin	26	393	15.1	44	0
T. Thomas	16	117	7.3	15	1
McDuffie	14	143	10.2	24	0
Denson	14	105	7.5	28	0
Konrad	14	83	5.9	18	0
Weaver	10	179	17.9	41	0
Johnson	10	61	6.1	11	0
Emanuel	7	132	18.9	53T	1
Goodwin	6	36	6.0	9T	1
Ogden	2	24	12.0	12	0
Dyer	2	14	7.0	13	0
DOLPHINS	243	2720	11.2	61	15
OPPONENTS ...	282	3170	11.2	59	13

INTERCEPTIONS	NO.	YDS.	AVG.	LG	TD
Walker	7	80	11.4	31	0
Madison	5	80	16.0	34	0
Marion	5	72	14.4	24	0
Surtain	5	55	11.0	43	0
Wilson	1	19	19.0	19	0
Jeffries	1	3	3.0	3	0
Taylor	1	2	2.0	2	0
Bowens	1	0	0.0	0	0
Shaw	1	0	0.0	0	0
Z. Thomas	1	0	0.0	0	0
DOLPHINS	28	311	11.1	43	0
OPPONENTS ...	17	102	6.0	32	1

PUNTING	NO.	YDS.	AVG.	LG	BK
Turk	92	3870	42.1	70	0
DOLPHINS ..	92	3870	42.1	70	0
OPPONENTS ...	87	3532	40.6	65	1

PUNT RET.	NO.	YDS.	AVG.	LG	TD
Ogden	19	323	17.0	81T	1
Shepherd	15	164	10.9	32	0
Kelly	5	31	6.2	10	0
McDuffie	0	0	-	-	0
DOLPHINS ...	39	518	13.3	81T	1
OPPONENTS ...	36	258	7.2	40	0

KICKOFF RET.	NO.	YDS.	AVG.	LG	TD
Denson	20	495	24.8	56	0
Marion	22	513	23.3	47	0
Williams	3	64	21.3	24	0
Johnson	2	26	13.0	26	0
Goodwin	2	6	3.0	6	0
Weaver	1	15	15.0	15	0
Shepherd	1	14	14.0	14	0
DOLPHINS ...	51	1133	22.2	56	0
OPPONENTS ...	68	1260	18.5	37	0

SCORING	Ru	Pa	Rt	PAT	FG	S	2	TP
Mare	0	0	0	33/34	28/31	0	0	117
L. Smith ...	14	2	0	0/0	0/0	0	0	96
Gadsden ..	0	6	0	0/0	0/0	0	0	36
Shepherd..	0	4	0	0/0	0/0	0	0	24
Emanuel ...	0	1	0	0/0	0/0	0	0	6
Fiedler	1	0	0	0/0	0/0	0	0	6
Goodwin ...	0	1	0	0/0	0/0	0	0	6
Johnson ...	1	0	0	0/0	0/0	0	0	6
Madison ...	0	1	0	0/0	0/0	0	0	6
Ogden	0	0	1	0/0	0/0	0	0	6
Taylor	0	0	1	0/0	0/0	0	0	6
T. Thomas..	0	1	0	0/0	0/0	0	0	6

Haley	0	0	0	0/0	0/0	1	0	2
DOLPHINS 16	15	3	33/34	28/31	1	0	323	
OPPONENTS 9	13	1	20/20	22/30	0	1	226	

FIELD GOALS	1-19	20-29	30-39	40-49	50+
Mare	0/0	7/8	9/10	12/13	0/0
DOLPHINS	0/0	7/8	9/10	12/13	0/0
OPPONENTS ..	0/0	4/4	10/12	7/9	1/5

TWO-POINT CONVERSIONS
DOLPHINS 0-0, OPPONENTS 1-3

SACKS
Armstrong 16.5, Taylor 14.5, Bowens 2.5, Gardener 2.5, Mixon 2.5, Bromell 2.0, Walker 2.0, Haley 1.5, Z. Thomas 1.5, Surtain 1.0, Owens 0.5, Rodgers 0.5, Wilson 0.5.
DOLPHINS 48.0, OPPONENTS 28.0

STARTERS
OFFENSE
WR - Oronde Gadsden (16)
LT - Richmond Webb (14), Brent Smith (2)
LG - Mark Dixon (15), John Bock (1)
C - Tim Ruddy (16)
RG - Kevin Donnalley (16)
RT - Todd Wade (16)
TE - Hunter Goodwin (16)
WR - Leslie Shepherd (11), Tony Martin (5)
QB - Jay Fiedler (15), Damon Huard (1)
RB - Lamar Smith (15), J.J. Johnson (1)
FB - Rob Konrad (14), Deon Dyer (1)
3rd WR - O.J. McDuffie (1)

DEFENSE
LDE - Kenny Mixon (13), Rich Owens (3)
LDT - Tim Bowens (15), Jermaine Haley (1)
RDT - Daryl Gardener (10), Jermaine Haley (3), Kenny Mixon (3)
RDE - Jason Taylor (16)
LLB - Derrick Rodgers (14)
MLB - Zach Thomas (11), Robert Jones (2), Scott Galyon (1)
RLB - Robert Jones (14), Twan Russell (2)
LCB - Patrick Surtain (16)
RCB - Sam Madison (16)
SS - Brian Walker (16)
FS - Brock Marion (16)
5th DB - Terrance Shaw (3), Jerry Wilson (1)

* Indicates Rookie

2001 FINAL STATISTICS (11-5)

DATE	OPPONENT	SCORE	W/L	ATT.
9/9	at Tennessee	31-23	W	68,798
9/23	OAKLAND	18-15	W	73,404
9/30	at St. Louis	10-42	L	66,046
10/7	NEW ENGLAND	30-10	W	73,024
10/14	at N.Y. Jets	17-21	L	78,823
10/28	at Seattle	24-20	W	59,108
11/4	CAROLINA	23-9	W	72,597
11/11	at Indianapolis	27-24	W	57,127
11/18	N.Y. JETS	0-24	L	74,259
11/25	at Buffalo	34-27	W	73,063
12/2	DENVER	21-10	W	73,938
12/10	INDIANAPOLIS	41-6	W	73,858
12/16	at San Francisco	0-21	L	68,223
12/22	at New England	13-20	L	60,292
12/30	ATLANTA	21-14	W	73,619
1/6	BUFFALO	34-7	W	73,428

TEAM STATISTICS	MIA.	OPP.
TOTAL FIRST DOWNS	263	283
By Rushing	95	97
By Passing	154	148
By Penalty	14	38
Third Down: Made/Att	89/215	70/201
Third Down Efficiency	41.4	34.8
Fourth Down: Made/Att	9/14	6/15
TOTAL NET YARDS	4821	4608
Average Per Game	301.3	288.0
Total Plays	953	957
NET YARDS RUSHING	1664	1779
Average Per Game	104.0	111.2
Total Rushes	473	453
NET YARDS PASSING	3157	2829
Average Per Game	197.3	176.8
Tackled/Yards Lost	27/178	37/230
Gross Yards	3335	3059
Attempts/Completions	453/275	467/262
Completion Percentage	60.7	56.1
Had Intercepted	19	17
PUNTS/AVERAGE	81/41.0	86/44.1
PENALTIES/YARDS	107/914	82/623
FUMBLES/BALL LOST	26/19	27/11
TOUCHDOWNS	41	35
By Rushing	14	9
By Passing	20	22
By Returns	7	4

Score By Quarters	1	2	3	4	OT	Total
DOLPHINS	65	110	27	142	0	344
OPPONENTS	58	91	86	55	0	290

RUSHING	NO.	YDS.	AVG.	LG	TD
L. Smith	313	968	3.1	25	6
Fiedler	73	321	4.4	26	4
Minor	59	281	4.8	56	2
McKnight	6	39	6.5	18	0
J. Johnson	5	22	4.4	9	0
Konrad	5	22	4.4	18	1
Ward	2	21	10.5	16	0
Lucas	8	6	0.8	3	1
Mare	1	-5	-5.0	-5	0
Chambers	1	-11	-11.0	-11	0
DOLPHINS	473	1664	3.5	56	14
OPPONENTS	453	1779	3.9	44	9

RECEIVING	NO.	YDS.	AVG.	LG	TD
McKnight	55	684	12.4	40	3
Gadsden	55	674	12.3	61	3
Chambers	48	883	18.4	74	7

PASSING	ATT.	COMP.	YDS.	PCT.	TD	INT.	LG	SCK/LST	RATING
Fiedler	450	273	3290	60.7	20	19	74	27/178	80.3
Lucas	3	2	45	66.7	0	0	28	0/0	109.7
DOLPHINS	453	275	3335	60.7	20	19	74	27/178	80.6
OPPONENTS	467	262	3059	56.1	22	17	80	37/230	76.7

L. Smith	30	234	7.8	65	2
Minor	29	263	9.1	29	1
Ward	21	209	10.0	20	0
Weaver	18	215	11.9	27	2
Ogden	6	73	12.2	18	1
Konrad	5	52	10.4	17	1
Goodwin	4	27	6.8	9	0
J. Johnson	4	21	5.3	7	0
DOLPHINS	275	3335	12.1	74	20
OPPONENTS	262	3059	11.7	80	22

INTERCEPTIONS	NO.	YDS.	AVG.	LG	TD
Marion	5	227	45.4	100	2
Surtain	3	74	24.7	41	1
Thomas	2	51	25.5	34	1
Madison	2	0	0.0	0	0
Mixon	1	56	56.0	56	1
J. Taylor	1	4	4.0	4	0
Freeman	1	0	0.0	0	0
Galyon	1	0	0.0	0	0
Walker	1	0	0.0	0	0
DOLPHINS	17	412	24.2	100	5
OPPONENTS	19	254	13.4	63	3

PUNTING	NO.	YDS.	AVG.	LG	BK
Turk	81	3321	41.0	77	0
DOLPHINS	81	3321	41.0	77	0
OPPONENTS	86	3789	44.1	73	0

PUNT RET.	NO.	YDS.	AVG.	LG	TD
Ogden	32	377	11.8	48	0
Ward	9	88	9.8	18	0
Madison	1	6	6.0	6	0
Cousin	1	0	0.0	0	0
Chambers	0	0	-	-	0
DOLPHINS	43	471	11.0	48	0
OPPONENTS	30	136	4.5	23	0

KICKOFF RET.	NO.	YDS.	AVG.	LG	TD
Chambers	36	811	22.5	47	0
Marion	17	371	1.8	55	0
Dyer	2	24	12.0	14	0
J. Johnson	1	16	16.0	16	0
E. Perry	1	0	0.0	0	0
DOLPHINS	51	1133	22.2	56	0
OPPONENTS	68	1260	18.5	37	0

SCORING	Ru	Pa	Rt	PAT	FG	S	2	PT
Mare	0	0	0	39/40	19/21	0	0	96
L. Smith	6	2	0	0/0	0/0	0	0	48
Chambers	0	7	0	0/0	0/0	0	0	42
Fiedler	4	0	0	0/0	0/0	0	0	24
Minor	2	1	1	0/0	0/0	0	0	24
McKnight	0	3	0	0/0	0/0	0	1	20
Gadsden	0	3	0	0/0	0/0	0	0	18
Konrad	1	1	0	0/0	0/0	0	0	12
Marion	0	2	0	0/0	0/0	0	0	12
Weaver	0	2	0	0/0	0/0	0	0	12
Lucas	1	0	0	0/0	0/0	0	0	6
Mixon	0	0	1	0/0	0/0	0	0	6
Ogden	0	1	0	0/0	0/0	0	0	6
Surtain	0	0	1	0/0	0/0	0	0	6
J. Taylor	0	0	1	0/0	0/0	0	0	6
Thomas	0	0	1	0/0	0/0	0	0	6
DOLPHINS	14	20	7	39/40	19/21	0	1	344
OPPONENTS	9	22	4	32/34	16/22	0	0	290

FIELD GOALS	1-19	20-29	30-39	40-49	50+
Mare	1/1	8/8	8/8	2/4	0/0
DOLPHINS	1/1	8/8	8/8	2/4	0/0
OPPONENTS	0/0	5/6	4/5	6/9	1/2

TWO-POINT CONVERSIONS

McKnight 1

DOLPHINS 1-1, OPPONENTS 0-1

SACKS

J. Taylor 8.5, Bromell 6.5, Gardener 4.0, T. Bowens 3.0, Thomas 3.0, Cousin 2.0, Mixon 2.0, Greenwood 1.5, D. Bowens LG 1.0, D. Bowens 1.0, Freeman 1.0, Galyon 1.0, Rodgers 1.0, Surtain 1.0, Grant 0.5, Haley 0.5, Ogunleye 0.5

DOLPHINS 37.0, OPPONENTS 27.0

STARTERS

OFFENSE

WR – James McKnight (15), Dedic Ward (1)
 LT – Spencer Folau (15), Marcus Spriggs (1)
 LG – Mark Dixon (10), Heath Irwin (6)
 C – Tim Ruddy (15), Heath Irwin (1)
 RG – Todd Perry (16)
 RT – Todd Wade (15), Harry Swayne (1)
 TE – Hunter Goodwin (11), Jed Weaver (2)
 WR – Oronde Gadsden (14), *Chris Chambers (2)
 QB – Jay Fiedler (16)
 RB – Lamar Smith (16)
 FB – Rob Konrad (9)
 3rd WR – *Chris Chambers (5)
 2nd TE – Jed Weaver (5)

DEFENSE

LDE – Kenny Mixon (15), Lorenzo Bromell (1)
 LDT – Tim Bowens (15), Jermaine Haley (1)
 RDT – Daryl Gardener (8), Jermaine Haley (4), Ernest Grant (3), Kenny Mixon (1)
 RDE – Jason Taylor (16)
 LLB – Derrick Rodgers (14), Scott Galyon (2)
 MLB – Zach Thomas (15), Tommy Hendricks (1)
 RLB – Morlon Greenwood (12), Twan Russell (2)
 LCB – Patrick Surtain (16)
 RCB – Sam Madison (13), *Jamar Fletcher (2), Terry Cousin (1)
 SS – Brian Walker (13), Arturo Freeman (3)
 FS – Brock Freeman (15), Arturo Freeman (1)
 5th DB – Terry Cousin (2)

* Indicates Rookie

2002 FINAL STATISTICS (9-7)

DATE	OPPONENT	SCORE	W/L	ATT.
9/8	DETROIT	49-21	W	72,216
9/15	at Indianapolis	21-13	W	56,650
9/22	N.Y. JETS	30-3	W	73,426
9/29	at Kansas City	30-48	L	78,178
10/6	NEW ENGLAND	26-13	W	73,369
10/13	at Denver	24-22	W	75,941
10/20	BUFFALO	10-23	L	73,180
11/4	at Green Bay	10-24	L	63,284
11/10	at N.Y. Jets	10-13	L	78,920
11/17	BALTIMORE	26-7	W	73,013
11/24	SAN DIEGO	30-3	W	73,138
12/1	at Buffalo	21-38	L	73,287
12/9	CHICAGO	27-9	W	73,609
12/15	OAKLAND	23-17	W	73,572
12/21	at Minnesota	17-20	L	64,285
12/29	at New England	24-27(OT)	L	68,436

TEAM STATISTICS	MIA.	OPP.
TOTAL FIRST DOWNS	318	285
By Rushing	139	86
By Passing	155	162
By Penalty	24	37
Third Down: Made/Att.	76/199	68/201
Third Down Efficiency	38.2	33.8
Fourth Down: Made/Att.	3/10	4/13
Fourth Down Efficiency	30.0	30.8
POSSESSION AVERAGE	31:24	28:36
TOTAL NET YARDS	5392	4656
Average Per Game	337.0	291.0
Total Plays	1010	974
Average Per Play	5.3	4.8
NET YARDS RUSHING	2502	1554
Average Per Game	156.4	97.1
Total Rushes	530	407
NET YARDS PASSING	2890	3102
Average Per Game	180.6	193.9
Tackled/Yards Lost	25/179	47/327
Gross Yards	3069	3429
Attempts/Completions	455/271	520/294
Completion Percentage	59.6	56.5
Had Intercepted	15	21
PUNTS/AVERAGE	69/40.2	80/42.9
NET PUNTING AVERAGE	.69/34.5	80/37.7
PENALTIES/YARDS	103/859	106/826
FUMBLES/BALL LOST	28/15	23/9
TOUCHDOWNS	44	31
By Rushing	24	9
By Passing	18	20
By Returns	2	2

Score By Quarters	1	2	3	4	OT	Total
DOLPHINS	113	111	69	85	0	378
OPPONENTS	35	98	66	99	3	301

RUSHING	NO.	YDS.	AVG.	LG	TD
R. Williams	383	1853	4.8	63t	16
Minor	44	180	4.1	23	2
Lucas	36	126	3.5	17	2
Edwards	20	107	5.4	19	1
Fiedler	28	99	3.5	12	3
Chambers	6	78	13.0	45	0
McKnight	7	58	8.3	19	0
McMichael	1	8	8.0	8	0
Konrad	3	2	0.7	2	0
Rosenfels	2	-9	-4.5	-2	0
DOLPHINS	530	2502	4.7	63t	24
OPPONENTS	407	1554	3.8	38	9

RECEIVING	NO.	YDS.	AVG.	LG	TD
Chambers	52	734	14.1	59t	3
R. Williams	47	363	7.7	52	1
McMichael	39	485	12.4	45	4
Konrad	34	233	6.9	19	3
McKnight	29	528	18.2	77	2
Ward	19	172	9.1	22	0
Edwards	18	126	7.0	14	1
Gadsden	16	228	14.3	29	0
Carter	8	66	8.3	15	1
Weaver	6	75	12.5	25	3
Clark	2	42	21.0	26	0
Baker	1	17	17.0	17	0
DOLPHINS	271	3069	11.3	77	18
OPPONENTS	294	3429	11.7	73t	20

INTERCEPTIONS	NO.	YDS.	AVG.	LG	TD
Surtain	6	79	13.2	40t	1
Marion	5	99	19.8	62	0
Madison	3	15	5.0	15	0
Fletcher	2	30	15.0	30	0
Rodgers	2	28	14.0	21	0
Thomas	1	7	7.0	7	0
Haley	1	0	0.0	0	0
Wooden	1	0	0.0	0	0
DOLPHINS	21	258	12.3	62	1
OPPONENTS	15	319	21.3	89t	2

PUNTING	NO.	YDS.	AVG.	LG	BK
Royals	69	2772	40.2	56	0
DOLPHINS	69	2772	40.2	56	0
OPPONENTS	80	3432	42.9	65	0

PUNT RET.	NO.	YDS.	AVG.	LG	TD
Ward	16	169	10.6	34	0
Johnson	8	69	8.6	13	0
Baker	7	55	7.9	21	0
DOLPHINS	31	293	9.5	34	0
OPPONENTS	39	273	7.0	43	0

KICKOFF RET.	NO.	YDS.	AVG.	LG	TD
Minor	46	1071	23.3	66	0
Johnson	12	330	27.5	49	0
Konrad	2	33	16.5	18	0
Weaver	2	23	11.5	18	0
Fletcher	1	0	0.0	0	0
McKnight	0	26	-	26	0
DOLPHINS	63	1483	23.5	66	0
OPPONENTS	69	1540	22.3	56	0

SCORING	Ru	Pa	Rt	PAT	FG	S	2	TP
Mare	0	0	0	42/43	24/31	0	0	114
R. Williams	16	1	0	0/0	0/0	0	0	102
McMichael	0	4	0	0/0	0/0	0	0	24
Chambers	0	3	0	0/0	0/0	0	0	18
Fiedler	3	0	0	0/0	0/0	0	0	18
Konrad	0	3	0	0/0	0/0	0	0	18
Weaver	0	3	0	0/0	0/0	0	0	18
Edwards	1	1	0	0/0	0/0	0	0	12
Lucas	2	0	0	0/0	0/0	0	0	12
McKnight	0	2	0	0/0	0/0	0	0	12
Minor	2	0	0	0/0	0/0	0	0	12
Carter	0	1	0	0/0	0/0	0	0	6
Gamble	0	0	1	0/0	0/0	0	0	6
Surtain	0	0	1	0/0	0/0	0	0	6
DOLPHINS	24	18	2	42/43	24/31	0	0	378
OPPONENTS	9	20	2	27/27	28/30	0	0	301

FIELD GOALS	1-19	20-29	30-39	40-49	50+
Mare	0/0	13/14	2/3	7/11	2/3
DOLPHINS	0/0	13/14	2/3	7/11	2/3
OPPONENTS	0/0	9/9	8/8	6/8	5/5

TWO-POINT CONVERSIONS
DOLPHINS 0-1, OPPONENTS 2-4

SACKS
Taylor 18.5, Ogunleye 9.5, J. Williams 6.0, Burnett 4.0, D. Bowers 1.5, Chester 1.5, Freeman 1.5, Surtain 1.5, Greenwood 1.0, McGarranhan 1.0, Haley 0.5, Thomas 0.5.
DOLPHINS 47.0, OPPONENTS 25.0

STARTERS
OFFENSE
WR - James McKnight (8), Oronde Gadsden (6), Cris Carter (1), Detric Ward (1)
LT - Mark Dixon (12), Marcus Spriggs (4)
LG - Jamie Nails (14), *Seth McKinney (2)
C - Tim Ruddy (16)
RG - Todd Perry (16)
RT - Todd Wade (16)
TE - *Randy McMichael (16)
WR - Chris Chambers (15), James McKnight (1)
QB - Jay Fiedler (10), Ray Lucas (6)
RB - Ricky Williams (16)
FB - Rob Konrad (12)
2nd TE - Jed Weaver (4)

DEFENSE
LDE - Adewale Ogunleye (16)
LDT - Tim Bowers (16)
RDT - Larry Chester (16)
RDE - Jason Taylor (16)
LLB - Derrick Rodgers (15)
MLB - Zach Thomas (16)
RLB - Morlon Greenwood (14)
LCB - Patrick Surtain (14), Jamar Fletcher (2)
RCB - Sam Madison (16)
SS - Arturo Freeman (16)
FS - Brock Marion (16)
5th DB - Jamar Fletcher (2)
6th DB - Shawn Wooden (1)

* Indicates Rookie

PASSING	ATT.	COMP.	YDS.	PCT.	TD	INT.	LG	SCK/LST	RATING
Fiedler	292	179	2024	61.3	14	9	59t	13/89	85.2
Lucas	160	92	1045	57.5	4	6	77	12/90	69.9
Rosenfels	3	0	0	0.0	0	0	0	0/0	39.6
DOLPHINS	455	271	3069	59.6	18	15	77	25/179	79.3
OPPONENTS	520	294	3429	56.5	20	21	73t	47/327	72.7

2003 FINAL STATISTICS (10-6)

DATE	OPPONENT	SCORE	W/L	ATT.
9/7	HOUSTON	20-21	L	73,010
9/14	at N.Y. Jets	21-10	W	77,461
9/21	BUFFALO	17-7	W	73,458
10/5	at N.Y. Giants	23-10	W	78,863
10/12	at Jacksonville	24-10	W	66,437
10/19	NEW ENGLAND	13-19(OT)	L	73,650
10/27	at San Diego	26-10	W	73,014
11/2	INDIANAPOLIS	17-23	L	73,258
11/9	at Tennessee	7-31	L	68,809
11/16	BALTIMORE	9-6(OT)	W	73,333
11/23	WASHINGTON	24-23	W	73,578
11/27	at Dallas	40-21	W	64,110
12/7	at New England	0-12	L	68,436
12/15	PHILADELPHIA	27-34	L	73,780
12/21	at Buffalo	20-3	W	73,319
12/28	N.Y. JETS	23-21	W	73,720

TEAM STATISTICS	MIA.	OPP.
TOTAL FIRST DOWNS	266	283
By Rushing	99	82
By Passing	145	171
By Penalty	22	30
Third Down: Made/Att.	67/205	81/222
Third Down Efficiency	32.7	36.5
Fourth Down: Made/Att.	5/10	2/12
Fourth Down Efficiency	50.0	16.7
POSSESSION AVERAGE	29.49	30:11
TOTAL NET YARDS	4609	4787
Average Per Game	288.1	299.2
Total Plays	968	1014
Average Per Play	4.8	4.7
NET YARDS RUSHING	1817	1452
Average Per Game	113.6	90.8
Total Rushes	487	441
NET YARDS PASSING	2792	3335
Average Per Game	174.5	208.4
Sacked/Yards Lost	31/209	44/253
Gross Yards	3001	3588
Attempts/Completions	450/257	529/319
Completion Percentage	57.1	60.3
Had Intercepted	19	22
PUNTS/AVERAGE	84/39.0	80/41.2
NET PUNTING AVERAGE	.84/34.9	80/36.1
PENALTIES/YARDS	103/913	98/766
FUMBLES/BALL LOST	26/15	26/14
TOUCHDOWNS	35	26
By Rushing	14	11
By Passing	17	12
By Returns	4	3

Score By Quarters	1	2	3	4	OT	Total
DOLPHINS	68	124	44	72	3	311
OPPONENTS	49	86	48	72	6	261

RUSHING	NO.	YDS.	AVG.	LG	TD
R. Williams	392	1372	3.5	45	9
Minor	41	193	4.7	26	1
Fiedler	34	88	2.6	14	3
McKnight	2	75	37.5	68	1
Chambers	4	30	7.5	12	0
Turk	3	30	10.0	23	0
Konrad	4	17	4.3	11	0
Griese	5	15	3.0	9	0
Rosenfels	1	-1	-1.0	-1	0
O. Ayanbadejo	-2	-2.0	-2	0	0
DOLPHINS	487	1817	3.7	68	14
OPPONENTS	441	1452	3.3	28	11

RECEIVING	NO.	YDS.	AVG.	LG	TD
Chambers	64	963	15.0	57	11
R. Williams	50	351	7.0	59	1
McMichael	49	598	12.2	46	2
Thompson	26	359	13.8	31	0
McKnight	23	285	12.4	80	2
Konrad	16	166	10.4	25	0
O. Ayanbadejo	53	4.4	12	0	0
Lee	7	110	15.7	25	1
Gadsden	4	48	12.0	23	0
Minor	4	13	3.3	12	0
Newson	2	55	27.5	37	0
DOLPHINS	257	3001	11.7	80	17
OPPONENTS	319	3588	11.2	82	12

INTERCEPTIONS	NO.	YDS.	AVG.	LG	TD
Surtain	7	59	8.4	32	0
Knight	3	98	32.7	70	0
Madison	3	82	27.3	36	1
Thomas	3	21	7.0	19	0
Marion	3	3	1.0	3	0
Buckley	2	75	37.5	74	1
Zgonina	1	0	0.0	0	0
DOLPHINS	22	338	15.4	74	2
OPPONENTS	19	194	10.2	54	3

PUNTING	NO.	YDS.	AVG.	LG	BK
Turk	68	2631	38.7	57	0
Royals	16	643	40.2	50	0
DOLPHINS	84	3274	39.0	57	0
OPPONENTS	80	3294	41.2	64	0

PUNT RET.	NO.	YDS.	AVG.	LG	TD
Rogers	21	186	8.9	48	0
Simmons	8	100	12.5	32	0
Buckley	1	2	2.0	2	0
Newson	1	0	0.0	0	0
DOLPHINS	31	288	9.3	48	0
OPPONENTS	29	185	6.4	26	0

KICKOFF RET.	NO.	YDS.	AVG.	LG	TD
Minor	34	727	21.4	49	0
Rogers	19	383	20.2	33	0
Simmons	3	64	21.3	34	0
Lee	1	0	0.0	0	0
McKnight	0	28	-	28	0
DOLPHINS	57	1202	21.1	49	0
OPPONENTS	47	1010	21.5	73	0

SCORING	Ru	Pa	Rt	PAT	FG	S	2	TP
Mare	0	0	0	33/34	22/29	0	0	99
Chambers	0	11	0	0/0	0/0	0	0	66
R. Williams	9	1	0	0/0	0/0	0	0	60
Fiedler	3	0	0	0/0	0/0	0	0	18
McKnight	1	2	0	0/0	0/0	0	0	18
McMichael	0	2	1	0/0	0/0	0	0	18
Taylor	0	0	1	0/0	0/0	1	0	8
Buckley	0	0	1	0/0	0/0	0	0	6
Lee	0	1	0	0/0	0/0	0	0	6
Madison	0	0	1	0/0	0/0	0	0	6
Minor	1	0	0	0/0	0/0	0	0	6
DOLPHINS	14	17	4	33/34	22/29	1	0	311
OPPONENTS	11	12	3	23/23	26/31	2	0	261

FIELD GOALS	1-19	20-29	30-39	40-49	50+
Mare	0/0	9/9	3/6	6/8	4/6
DOLPHINS	0/0	9/9	3/6	6/8	4/6
OPPONENTS	0/0	10/11	8/9	5/6	3/5

TWO-POINT CONVERSIONS
DOLPHINS 0-1, OPPONENTS 0-2

SACKS
Ogunleye 15.0, Taylor 13.0, Seau 3.0, Zgonina 3.0, J. Williams 2.5, T. Bowens 2.0, Burnett 2.0, D. Bowens 1.0, Freeman 1.0, Thomas 1.0, Greenwood 0.5.
DOLPHINS 44.0, OPPONENTS 31.0

STARTERS
OFFENSE
WR - Chris Chambers (16)
LT - Wade Smith (16)
LG - Jamie Nails (15), Seth McKinney (1)
C - Tim Ruddy (14), Seth McKinney (2)
RG - Todd Perry (15), Greg Jerman (1)
RT - Todd Wade (16)
TE - Randy McMichael (16)
WR - Derrius Thompson (12), James McKnight (1)
QB - Jay Fiedler (11), Brian Griese (5)
FB - Rob Konrad (12), Obafemi Ayanbadejo (2)
RB - Ricky Williams (16)
2nd TE - Rod Lee (5)

DEFENSE
LDE - Adewale Ogunleye (16)
LDT - Tim Bowens (13), Jeff Zgonina (2), Dario Romero (1)
RDT - Larry Chester (15), Jeff Zgonina (1)
RDE - Jason Taylor (16)
LLB - Junior Seau (15), Tommy Hendricks (1)
MLB - Zach Thomas (15), Tommy Hendricks (1)
LCB - Morlon Greenwood (11)
RCB - Patrick Surtain (15), Terrell Buckley (1)
SS - Sam Madison (16)
FS - Brock Marion (16)
5th DB - Terrell Buckley (4), Trent Gamble (1)

* Indicates Rookie

PASSING	ATT.	COMP.	YDS.	PCT.	TD	INT.	LG	SCK/LST	RATING
Fiedler	314	179	2138	57.0	11	13	59	19/126	72.4
Griese	130	74	813	56.9	5	6	80	12/83	69.2
Rosenfels	6	4	50	66.7	1	0	21	0/0	131.9
DOLPHINS	450	257	3001	57.1	17	19	80	31/209	72.5
OPPONENTS	529	319	3588	60.3	12	22	82	44/253	70.8

2004 FINAL STATISTICS (4-12)

DATE	OPPONENT	SCORE	W/L	ATT.
9/11	TENNESSEE	7-17	L	69,987
9/19	at Cincinnati	13-16	L	65,705
9/26	PITTSBURGH	3-13	L	72,225
10/3	NEW YORK JETS	9-17	L	73,157
10/10	at New England	10-24	L	68,756
10/17	at Buffalo	13-20	L	72,714
10/24	ST. LOUIS	31-14	W	72,945
11/1	at New York Jets	14-41	L	78,216
11/7	ARIZONA	23-24	L	72,612
11/21	at Seattle	17-24	L	66,644
11/28	at San Francisco	24-17	W	66,156
12/5	BUFFALO	32-42	L	75,084
12/12	at Denver	17-20	L	73,027
12/20	NEW ENGLAND	29-28	W	73,629
12/26	CLEVELAND	10-7	W	73,169
1/2	at Baltimore	23-30	L	69,843

TEAM STATISTICS	MIA.	OPP.
TOTAL FIRST DOWNS	267	281
By Rushing	71	107
By Passing	165	139
By Penalty	31	35
Third Down: Made/Att	80/232	72/223
Third Down Efficiency	34.5	32.3
Fourth Down: Made/Att	8/16	8/11
Fourth Down Efficiency	50.0	72.7
POSSESSION AVERAGE	28:20	31:40
TOTAL NET YARDS	4404	4894
Average Per Game	275.3	305.9
Total Plays	1022	1009
Average Per Play	4.3	4.9
NET YARDS RUSHING	1339	2302
Average Per Game	83.7	143.9
Total Rushes	384	539
NET YARDS PASSING	3065	2592
Average Per Game	191.6	162.0
Sacked/Yards Lost	52/326	36/223
Gross Yards	3391	2815
Attempts/Completions	586/309	434/244
Completion Percentage	52.7	56.2
Had Intercepted	26	15
PUNTS/AVERAGE	99/41.5	102/41.0
NET PUNTING AVERAGE	.99/36.9	102/33.3
PENALTIES/YARDS	112/852	107/852
FUMBLES/BALL LOST	42/16	22/10
TOUCHDOWNS	31	42
Rushing	10	12
Passing	19	20
Returns	2	10

Score By Quarters	1	2	3	4	OT	Total
DOLPHINS	79	59	34	103	0	275
OPPONENTS	79	88	95	92	0	354

RUSHING	NO.	YDS.	AVG.	LG	TD
Morris	132	523	4.0	35t	6
Minor	109	388	3.6	34	3
Henry	46	141	3.1	53	0
Chambers	9	76	8.4	24	0
Gordon	35	64	1.8	11	0
Fiedler	12	59	4.9	26	0
Forshey	19	53	2.8	15	0
Konrad	2	18	9.0	15	0
Feeley	14	13	0.9	7t	1
King	4	9	2.3	3	0
Turk	1	3	3.0	3	0

Booker	1	-8	-8.0	-8	0
DOLPHINS	384	1339	3.5	53	10
OPPONENTS	539	2302	4.3	62	12

RECEIVING	NO.	YDS.	AVG.	LG	TD
McMichael	73	791	10.8	42t	4
Chambers	69	898	13.0	76t	7
Booker	50	638	12.8	45	1
Thompson	23	359	15.6	36	4
Morris	22	124	5.6	24	0
Gilmore	15	206	13.7	37	1
Lee	13	110	8.5	15t	1
Minor	13	75	5.8	20	0
Gordon	13	74	5.7	20	0
Konrad	8	69	8.6	20t	1
Martin	4	15	3.8	7	0
Henry	3	12	4.0	7	0
Bellamy	1	8	8.0	8	0
King	1	8	8.0	8	0
Easlick	1	4	4.0	4	0
DOLPHINS	309	3391	11.0	76t	19
OPPONENTS	244	2815	11.5	69t	20

INTERCEPTIONS	NO.	YDS.	AVG.	LG	TD
Freeman	4	59	14.8	47	0
Knight	4	32	8.0	32	0
Surtain	4	2	0.5	2	0
Ayanbadejo	1	2	2.0	2	0
J. Williams	1	0	0.0	0	0
Taylor	1	-3	-3.0	-3	0
DOLPHINS	15	92	6.1	47	0
OPPONENTS	26	464	17.8	66t	8

PUNTING	NO.	YDS.	AVG.	LG	BK
Turk	98	4088	41.7	67	0
Mare	1	19	19.0	19	0
DOLPHINS	99	4107	41.5	67	0
OPPONENTS	102	4177	41.0	63	0

PUNT RET.	NO.	YDS.	AVG.	LG	TD
Welker	43	464	10.8	71	0
Brightful	9	89	9.9	36	0
Gilmore	0	11	-	11	0
DOLPHINS	52	564	10.8	71	0
OPPONENTS	45	258	5.7	24	0

KICKOFF RET.	NO.	YDS.	AVG.	LG	TD
Welker	57	1313	23.0	95t	1
Brightful	5	126	25.2	32	0
Gilmore	5	114	22.8	53	0
Morris	1	27	27.0	27	0
Poole	1	22	22.0	22	0
Wyrick	1	58	58.0	58	0
DOLPHINS	70	1660	23.7	95t	1
OPPONENTS	51	1114	21.8	104t	1

SCORING	Ru	Pa	FG	PT	S	2	PT
Mare	0	0	0	18/18	12/16	0	54
Chambers	0	7	0	0/0	0/0	0	144
Morris	6	0	0	0/0	0/0	0	36
McMichael	0	4	0	0/0	0/0	0	126
Thompson	0	4	0	0/0	0/0	0	24
Minor	3	0	0	0/0	0/0	0	18
Bryant	0	0	0	7/7	3/3	0	16
Welker	0	0	1	1/1	1/1	0	10
Gramatica	0	0	0	0/1	3/3	0	9

Booker	0	1	0	0/0	0/0	0	0	6
Feeley	1	0	0	0/0	0/0	0	0	6
Gilmore	0	1	0	0/0	0/0	0	0	6
Konrad	0	1	0	0/0	0/0	0	0	6
Lee	0	1	0	0/0	0/0	0	0	6
Pope	0	0	1	0/0	0/0	0	0	6
Knighth	0	0	0	0/0	0/0	1	0	2
DOLPHINS	10	19	2	26/27	19/23	1	2	275
OPPONENTS	12	20	10	42/42	20/28	0	0	354

FIELD GOALS	1-19	20-29	30-39	40-49	50+	
Mare	0/0	1/2	6/7	3/4	2/3	
Bryant	0/0	1/1	0/0	2/2	0/0	
Gramatica	0/0	2/2	1/1	0/0	0/0	
Welker	0/0	1/1	0/0	0/0	0/0	
DOLPHINS	0/0	5/6	7/8	5/6	2/3	
OPPONENTS	..	2/2	5/5	4/7	6/11	3/3

TWO-POINT CONVERSIONS	
Chambers	1, McMichael
DOLPHINS 2-4, OPPONENTS 0-0	

SACKS												
Taylor	9.5, D. Bowens	7.0, Zgonina	5.0, Romero	3.5, Pope	2.0, Thomas	2.0, J. Williams	2.0, Ahanotu	TM 1.0, Edwards	TM 1.0, Poole	1.0, Seu	1.0, Surtain	1.0.
DOLPHINS 36.0, OPPONENTS 52.0												

STARTERS	OFFENSE
WR - Marty Booker (15), Bryan Gilmore (1)	
LT - Damian McIntosh (14), Wade Smith (2)	
LG - Jeno James (14), Rex Hadnot (2)	
C - Seth McKinney (16)	
RG - Taylor Whitley (11), Rex Hadnot (5)	
RT - John St. Clair (14), Vernon Carey (2)	
TE - Randy McMichael (16)	
WR - Chris Chambers (15), Bryan Gilmore (1)	
QB - A.J. Feeley (8), Jay Fiedler (7), Sage Rosenfelds (1)	
RB - Sammy Morris (8), Travis Minor (4), Lamar Gordon (2), Leonard Henry (2)	
FB - Doug Easlick (1), Rob Konrad (1), Jamar Martin (1)	
3RD WR - Derrius Thompson (3)	
2ND TE - Donald Lee (10)	

DEFENSE
LDE - David Bowens (15), Jay Williams (1)
LDT - Bryan Robinson (10), Jeff Zgonina (4), Tim Bowens (2)
RDT - Jeff Zgonina (10), Bryan Robinson (3), Larry Chester (2), Dario Romero (1)
RDE - Jason Taylor (16)
LLB - Morlon Greenwood (8), Junior Seu (8)
MLB - Zach Thomas (13), Derrick Poole (3), RLB - Morlon Greenwood (7), Eddie Moore (3), Brendan Ayanbadejo (2)
LCB - Patrick Surtain (15), Will Poole (1)
RCB - Sam Madison (16)
SS - Sammy Knight (16)
FS - Antuan Edwards (9), Arturo Freeman (7)
5th DB - Reggie Howard (3), Arturo Freeman (1)

* Indicates Rookie

PASSING	ATT.	COMP.	YDS.	PCT.	TD	INT.	LG	SCK/LST	RATING
Feeley	356	191	1893	53.7	11	15	38	23/136	61.7
Fiedler	190	101	1186	53.2	7	8	71t	25/165	67.1
Rosenfelds	39	16	264	41.0	1	3	76t	3/16	41.0
Booker	1	1	48	100.0	0	0	48	0/0	118.8
Morris	0	0	0	-	0	0	0	1/9	-
DOLPHINS	586	309	3391	52.7	19	26	76t	52/326	62.5
OPPONENTS	434	244	2815	56.2	20	15	69t	36/223	76.9

2005 FINAL STATISTICS (9-7)

DATE	OPPONENT	SCORE	W/L	ATT.
9/11	DENVER	34-10	W	72,324
9/18	at New York Jets	7-17	L	77,918
9/25	CAROLINA	27-24	W	72,288
10/9	at Buffalo	14-20	L	72,160
10/16	at Tampa Bay	13-27	L	65,168
10/21	KANSAS CITY	20-30	L	68,350
10/30	at New Orleans	21-6	W	61,843
11/6	ATLANTA	10-17	L	72,187
11/13	NEW ENGLAND	16-23	L	73,405
11/20	at Cleveland	0-22	L	72,773
11/27	at Oakland	39-21	W	49,097
12/4	BUFFALO	24-23	W	72,051
12/11	at San Diego	29-21	W	65,026
12/18	N.Y. JETS	24-20	W	72,650
12/24	TENNESSEE	24-10	W	72,001
1/1	at New England	28-26	W	68,756

TEAM STATISTICS	MIA.	OPP.
TOTAL FIRST DOWNS	274	319
Rushing	93	94
Passing	159	183
Penalty	22	42
Third Down: Made/Att	79/225	95/236
Third Down Efficiency	35.1	40.3
Fourth Down: Made/Att	6/15	8/19
Fourth Down Efficiency	40.0	42.1
POSSESSION AVERAGE	27:25	32:35
TOTAL NET YARDS	5198	5078
Average Per Game	324.9	317.4
Total Plays	1026	1078
Average Per Play	5.1	4.7
NET YARDS RUSHING	1898	1771
Average Per Game	118.6	110.7
Total Rushes	444	480
NET YARDS PASSING	3300	3307
Average Per Game	206.3	206.7
Sacked/Yards Lost	26/158	49/375
Gross Yards	3458	3682
Attempts/Completions	556/291	549/323
Completion Percentage	52.3	58.8
Had Intercepted	16	14
PUNTS/AVERAGE	89/43.1	92/43.0
NET PUNTING AVERAGE	89/39.0	92/37.0
PENALTIES/YARDS	132/1055	105/827
FUMBLES/BALL LOST	31/14	35/17
TOUCHDOWNS	34	35
Rushing	11	11
Passing	22	23
Returns	1	1

Score By Quarters	1	2	3	4	OT	Total
DOLPHINS	44	78	57	139	0	318
OPPONENTS	94	67	71	85	0	317

RUSHING	NO.	YDS.	AVG.	LG	TD
Brown	207	907	4.4	65t	4
Williams	168	743	4.4	35	6
Chambers	12	92	7.7	61	0
Ferrette	27	61	2.3	14	0
Morris	16	58	3.6	9t	1
Minor	5	17	3.4	9	0
Rosenfels	6	15	2.5	12	0
Welker	1	5	5.0	5	0
Evans	1	0	0.0	0	0
D. Jones	1	0	0.0	0	0
DOLPHINS	444	1898	4.3	65t	11
OPPONENTS	480	1771	3.7	75t	11

RECEIVING	NO.	YDS.	AVG.	LG	TD
Chambers	82	1118	13.6	77t	11
McMichael	60	582	9.7	30t	5
Booker	39	686	17.6	60t	3
Brown	32	232	7.3	38	1
Welker	29	434	15.0	47	0
Williams	17	93	5.5	19	0
Diamond	8	54	6.8	18	0
Morris	8	54	6.8	18	0
Gilmore	5	105	21.0	44t	1
Boston	4	80	20.0	54	0
Evans	4	17	4.3	5	0
Holmes	1	2	2.0	2	0
Heller	1	1	1.0	1t	1
Minor	1	0	0.0	0	0
DOLPHINS	291	3458	11.9	77t	22
OPPONENTS	323	3682	11.4	60t	23

INTERCEPTIONS	NO.	YDS.	AVG.	LG	TD
Schulters	4	78	19.5	37	0
Tillman	3	38	12.7	22	0
Madison	2	11	5.5	11	0
Howard	1	5	5.0	5	0
Daniels	1	4	4.0	4	0
Bell	1	0	0.0	0	0
Spragan	1	0	0.0	0	0
Z. Thomas	1	0	0.0	0	0
DOLPHINS	14	136	9.7	37	0
OPPONENTS	16	127	7.9	33	0

PUNTING	NO.	YDS.	AVG.	LG	BK
D. Jones	88	3827	43.5	63	0
Mare	1	8	8.0	8	0
DOLPHINS	89	3835	43.1	63	0
OPPONENTS	92	3957	43.0	63	0

PUNT RET.	NO.	YDS.	AVG.	LG	TD
Welker	43	390	9.1	47	0
DOLPHINS	43	390	9.1	47	0
OPPONENTS	46	227	4.9	37	0

KICKOFF RET.	NO.	YDS.	AVG.	LG	TD
Welker	61	1379	22.6	46	0
Gilmore	3	84	28.0	29	0
Minor	2	22	11.0	19	0
Bowens	1	5	5.0	5	0
Heller	1	11	11.0	11	0
DOLPHINS	68	1501	22.1	46	0
OPPONENTS	56	1425	25.4	65	0

SCORING	Ru	Pa	Rt	PAT	FG	S	2	TP
Mare	0	0	0	33/33	25/30	0	108	
Chambers	0	11	0	0/0	0/0	0	66	
Williams	6	0	0	0/0	0/0	0	36	
Brown	4	1	0	0/0	0/0	0	30	
McMichael	0	5	0	0/0	0/0	0	30	
Booker	0	3	0	0/0	0/0	0	18	
Taylor	0	0	1	0/0	0/0	1	8	
Gilmore	0	1	0	0/0	0/0	0	6	
Heller	0	1	0	0/0	0/0	0	6	
Morris	1	0	0	0/0	0/0	0	6	
Carter	0	0	0	0/0	0/0	1	2	
Howard	0	0	0	0/0	0/0	1	2	
DOLPHINS	11	22	1	33/33	25/30	3	0	318
OPPONENTS	11	23	1	31/32	24/24	1	1	317

FIELD GOALS	1-19	20-29	30-39	40-49	50+
Mare	0/0	9/10	9/12	6/6	1/2
DOLPHINS	0/0	9/10	9/12	6/6	1/2
OPPONENTS	0/0	7/7	7/7	7/7	3/3

TWO-POINT CONVERSIONS
DOLPHINS 0-1, OPPONENTS 1-3

SACKS
Taylor 12, Bowens 6, Carter 6, Holliday 5, Bell 3, Howard 2, T. Jones 2, Schulters 2, Z. Thomas 2, Traylor 2, Zgonina 2, Roth 1, Seau 1, Spragan 1, Wright 1, Team 1.
DOLPHINS 49.0, OPPONENTS 26.0

STARTERS
OFFENSE
WR - Chris Chambers (16)
LT - Damon McIntosh (16)
LG - Jeno James (16)
C - Seth McKinney (13), Rex Hadnot (3)
RG - Rex Hadnot (13), Alonzo Ephraim (3)
RT - Vernon Carey (14), Stockar McDougle (2)
TE - Randy McMichael (16)
WR - Marty Booker (12), Bryan Gilmore, (1)
QB - Gus Ferrette (15), Sage Rosenfels (1)
RB - "Ronnie Brown (13), Ricky Williams (3)
FB - Darian Barnes (6), Heath Evans (2), Sammy Morris (2), "Ronnie Brown (1)
2nd TE - Lorenzo Diamond (7)
3rd WR - Wes Welker (1)

DEFENSE
LDE - Kevin Carter (16)
LDT - Keith Taylor (13), Jeff Zgonina (3)
RDT - Vonnie Holliday (16)
RDE - Jason Taylor (16)
LLB - "Channing Crowder (11), Derrick Pope (2)
MLB - Zach Thomas (14), "Channing Crowder (2)
RLB - Donnie Spragan (9), Junior Seau (5)
LCB - "Travis Daniels (14), Reggie Howard (2)
FS - Travares Tillman (10), Tebucky Jones (6)
FS - Lance Schulters (16)
5th DB - Reggie Howard (4)
6th DB - Eddie Jackson (1)

* Indicates Rookie

PASSING	ATT.	COMP.	YDS.	PCT.	TD	INT.	LG	SCK/LST	RATING
Ferrette	494	257	2996	52.0	18	13	60t	26/158	71.9
Rosenfels	61	34	462	55.7	4	3	77t	0/0	81.5
Booker	1	0	0	0.00	0	0	0	0/0	39.6
DOLPHINS	556	291	3458	52.3	22	16	77t	26/158	72.8
OPPONENTS	549	323	3682	58.8	23	14	60t	49/375	82.4

2006 FINAL STATISTICS (6-10)

DATE	OPPONENT	SCORE	W/L	ATT.
9/7	at Pittsburgh	17-28	L	64,927
9/17	BUFFALO	6-16	L	72,797
9/24	TENNESSEE	13-10	W	72,733
10/1	at Houston	15-17	L	70,071
10/8	at New England	10-20	L	68,756
10/15	at New York Jets	17-20	L	77,439
10/22	GREEN BAY	24-34	L	73,548
11/5	at Chicago	31-13	W	62,206
11/12	KANSAS CITY	13-10	W	73,132
11/19	MINNESOTA	24-20	W	73,070
11/23	at Detroit	27-10	W	61,562
12/3	JACKSONVILLE	10-24	L	73,160
12/10	NEW ENGLAND	21-0	W	74,033
12/17	at Buffalo	0-21	L	71,011
12/25	NEW YORK JETS	10-13	L	73,500
12/31	at Indianapolis	22-27	L	57,310

TEAM STATISTICS	MIA.	OPP.
TOTAL FIRST DOWNS	281	267
Rushing	82	72
Passing	180	166
Penalty	19	29
3rd Down: Made/Att	88/234	89/234
3rd Down Efficiency	37.6	38.0
4th Down: Made/Att	7/14	9/16
4th Down Efficiency	50.0	56.3
POSSESSION AVG	30:01	29:59
TOTAL NET YARDS	4960	4625
Average Per Game	310.0	289.1
Total Plays	1034	1005
Average Per Play	4.8	4.6
NET YARDS RUSHING	1673	1618
Average Per Game	104.6	101.1
Total Rushes	402	461
NET YARDS PASSING	3287	3007
Average Per Game	205.4	187.9
Sacked/Yards Lost	41/290	47/268
Gross Yards	3577	3275
Attempts/Completions	591/342	497/279
Completion Percentage	57.9	56.1
Had Intercepted	19	8
PUNTS/AVERAGE	86/42.3	91/41.6
NET PUNTING AVERAGE	.86/35.7	91/36.3
PENALTIES/YARDS	90/789	91/720
FUMBLES/BALL LOST	19/6	35/19
TOUCHDOWNS	26	31
Rushing	7	7
Passing	16	22
Returns	3	2

Score By Quarters	1	2	3	4	OT	Total
DOLPHINS	33	73	53	101	0	260
OPPONENTS	32	85	59	107	0	283

RUSHING	NO.	YDS.	AVG.	LG	TD
Brown	241	1008	4.2	47	5
Morris	92	400	4.3	55	1
Chambers	8	95	11.9	39	0
Minor	19	74	3.9	9	0
Suggs	6	26	4.3	7	0
Harrington	19	24	1.3	7	0
Culpepper	10	20	2.0	7	1
Booker	3	19	6.3	18	0
Lemon	3	7	2.3	6	0
Jones	1	0	0.0	0	0
DOLPHINS	402	1673	4.2	55	7
OPPONENTS	461	1618	3.5	70	7

RECEIVING	NO.	YDS.	AVG.	LG	TD
Welker	67	687	10.3	38	1
McMichael	62	640	10.3	24	3
Chambers	59	677	11.5	46	4
Booker	55	747	13.6	52	6
Brown	33	276	8.4	24	0
Hagan	21	221	10.5	24	1
Morris	21	162	7.7	44	0
Peelle	16	116	7.3	25	1
Barnes	3	22	7.3	13	0
Minor	3	2	0.7	4	0
Russell	2	14	7.0	9	0
Suggs	0	13	-	13	0
DOLPHINS	342	3577	10.5	52	16
OPPONENTS	279	3275	11.7	87	22

INTERCEPTIONS	NO.	YDS.	AVG.	LG	TD
Taylor	2	71	35.5	51	2
Hill	2	33	16.5	21	0
W. Allen	1	11	11.0	11	0
J. Allen	1	7	7.0	7	0
Daniels	1	-2	-2.0	-2	0
Thomas	1	-4	-4.0	-4	0
DOLPHINS	8	116	14.5	51	2
OPPONENTS	19	207	10.9	42	2

PUNTING	NO.	YDS.	AVG.	LG	BK
Jones	85	3640	42.8	64	1
DOLPHINS	86	3640	42.3	64	1
OPPONENTS	91	3785	41.6	62	0

PUNT RET.	NO.	YDS.	AVG.	LG	TD
Welker	41	378	9.2	47	0
DOLPHINS	41	378	9.2	47	0
OPPONENTS	49	367	7.5	28	0

KICKOFF RET.	NO.	YDS.	AVG.	LG	TD
Welker	48	1064	22.2	46	0
Bowens	2	21	10.5	11	0
Minor	2	17	8.5	17	0
DOLPHINS	52	1102	21.2	46	0
OPPONENTS	40	981	24.5	51	0

SCORING	Ru	Pa	Rt	PAT	FG	S	2	TP
Mare	0	0	0	22/22	26/36	0	0	100
Booker	0	6	0	0/0	0/0	0	2	40
Brown	5	0	0	0/0	0/0	0	0	30
Chambers	0	4	0	0/0	0/0	0	0	24
McMichael	0	3	0	0/0	0/0	0	0	18
Taylor	0	2	0	0/0	0/0	0	0	12
Culpepper	1	0	0	0/0	0/0	0	0	6
Hagan	0	1	0	0/0	0/0	0	0	6
Hill	0	0	1	0/0	0/0	0	0	6
Morris	1	0	0	0/0	0/0	0	0	6
Peelle	0	1	0	0/0	0/0	0	0	6
Welker	0	1	0	0/0	0/0	0	0	6
DOLPHINS	7	16	3	22/22	26/36	0	2	260
OPPONENTS	7	22	2	31/31	22/25	0	0	283

FIELD GOALS	1-19	20-29	30-39	40-49	50+
Mare	0/0	10/10	6/8	9/12	1/6
DOLPHINS	0/0	10/10	6/8	9/12	1/6
OPPONENTS	1/1	3/3	12/12	5/7	1/2

TWO-POINT CONVERSIONS
Booker
DOLPHINS 2-4, OPPONENTS 0-0

SACKS
Taylor 13.5, Holliday 7, Carter 5.5, Bowens 5, Traylor 4, Roth 3.5, Thomas 3, Bell 2, Spragan 1.5, W. Allen 1, Crowder 1.
DOLPHINS 47.0, OPPONENTS 41.0

STARTERS
OFFENSE
WR - Chris Chambers (16)
LT - Damion McIntosh (11), L.J. Shelton (5)
LG - Jenio James (9), Kendyl Jacox (7)
C - Rex Hadlock (16)
RG - L.J. Shelton (11), Bennie Anderson (2), Damion McIntosh (2), Kendyl Jacox (1)
RT - Vernon Carey (16)
TE - Randy McMichael (16)
WR - Marty Booker (13), Wes Welker (1)
QB - Joey Harrington (11), Daunte Culpepper (4), Cleo Lemon (1)
RB - Ronnie Brown (12), Sammy Morris (4)
FB - Darian Barnes (6)
3rd WR - Wes Welker (1)
2nd TE - Justin Peelle (10), Jason Rader (1)

DEFENSE
LDE - Kevin Carter (16)
NT - Keith Traylor (14), Jeff Zgonina (2)
DT - Vonnie Holliday (16)
OE - Jason Taylor (16)
LLB - Channing Crowder (14)
MLB - Zach Thomas (16)
LCB - Donnie Spragan (9)
RCB - Will Allen (15), Travis Daniels (1)
RCB - André Goodman (13), Travis Daniels (3)
SS - Jeremiah Bell (10), Travares Tillman (6)
FS - Renaldo Hill (16)
5th DB - Travis Daniels (2), Michael Lehan (2), Jeremiah Bell (1), André Goodman (1), Travares Tillman (1)
6th DB - Eddie Jackson (2)

PASSING	ATT.	COMP.	YDS.	PCT.	TD	INT.	LG	SCK/LST	RATING
Harrington	388	223	2236	57.5	12	15	48	15/116	68.2
Culpepper	134	81	929	60.4	2	3	52	21/150	77.0
Lemon	68	38	412	55.9	2	1	38	5/24	77.6
Brown	1	0	0	0.0	0	0	0	0/0	39.6
DOLPHINS	591	342	3577	57.9	16	19	52	41/290	71.2
OPPONENTS	279	279	3275	56.1	22	8	87	47/268	84.4

2007 FINAL STATISTICS (1-15)

DATE	OPPONENT	SCORE	W/L	ATT.
9/9	at Washington	13-16(OT)	L	90,163
9/16	DALLAS	20-37	L	71,615
9/23	at N.Y. Jets	28-31	L	77,197
9/30	OAKLAND	17-35	L	70,621
10/7	at Houston	19-22	L	70,156
10/14	at Cleveland	31-41	L	73,198
10/21	NEW ENGLAND	28-49	L	71,951
10/28	N.Y. GIANTS	10-13	L	81,176
11/11	BUFFALO	10-13	L	70,615
11/18	at Philadelphia	7-17	L	68,934
11/26	at Pittsburgh	0-3	L	57,704
12/2	N.Y. JETS	13-40	L	71,109
12/9	at Buffalo	17-38	L	71,018
12/16	BALTIMORE	22-16(OT)	W	70,287
12/23	at New England	7-28	L	68,756
12/30	CINCINNATI	25-38	L	70,461

TEAM STATISTICS	MIA.	OPP.
TOTAL FIRST DOWNS	283	318
Rushing	107	129
Passing	162	165
Penalty	14	24
3rd Down: Made/Att.	81/218	98/208
3rd Down Percentage	37.2	47.1
4th Down: Made/Att.	13/22	6/10
4th Down Percentage	59.1	60.0
POSSESSION AVERAGE	29:05	30:55
TOTAL NET YARDS	4600	5475
Average Per Game	287.5	342.2
Total Plays	989	983
Average Per Play	4.7	5.6
NET YARDS RUSHING	1569	2456
Average Per Game	98.1	153.5
Total Rushes	389	544
NET YARDS PASSING	3031	3019
Avg Per Game	189.4	188.7
Sacked/Yards Lost	42/288	30/167
Gross Yards	3319	3186
Attempts/Completions	558/318	409/242
Completion Percentage	57.0	59.2
Had Intercepted	16	14
PUNTS/AVERAGE	77/43.2	62/43.3
NET PUNTING AVERAGE	.77/36.6	62/37.3
PENALTIES/YARDS	91/732	73/604
FUMBLES/BALL LOST	25/13	20/8
TOUCHDOWNS	29	50
Rushing	14	18
Passing	12	28
Returns	3	4

Score By Quarters	1	2	3	4	OT	Total
DOLPHINS	32	77	68	84	6	267
OPPONENTS	110	146	52	126	3	437

RUSHING	NO.	YDS.	AVG.	LG	TD
Brown	119	602	5.1	60	4
Chatman	128	515	4.0	30	1
L. Booker	28	125	4.5	22	0
Gado	35	104	3.0	20	3
Lemon	31	102	3.3	11	4
Cobbs	15	47	3.1	12	1
Green	7	32	4.6	23	0
R. Williams	6	15	2.5	6	0
Beck	9	12	1.3	8	1
M. Booker	2	12	6.0	12	0
Mauia	4	5	1.3	3	0
Ginn, Jr.	4	3	0.8	7	0
Chambers	1	-5	-5.0	-5	0
DOLPHINS	389	1569	4.0	60	14
OPPONENTS	544	2456	4.5	59	18

PASSING	ATT.	COMP.	YDS.	PCT.	TD	INT.	LG	SCK/LST	RATING
Lemon	309	173	1773	56.0	6	6	64	25/166	71.0
Green	141	85	987	60.3	5	7	43	7/53	72.6
Beck	107	60	559	56.1	1	3	22	10/69	62.0
M. Booker	1	0	0	0.0	0	0	0	0/0	39.6
DOLPHINS	558	318	3319	57.0	12	16	64	42/288	69.6
OPPONENTS	409	242	3186	59.2	28	14	70	30/167	92.4

RECEIVING	NO.	YDS.	AVG.	LG	TD
M. Booker	50	556	11.1	26	1
Brown	39	389	10.0	43	1
Ginn, Jr.	34	420	12.4	54	2
Martin	34	303	8.9	28	2
Chambers	31	415	13.4	28	0
Hagan	29	373	12.9	22	2
Peelle	29	228	7.9	35	2
L. Booker	28	237	8.5	22	0
Chatman	27	161	6.0	22	0
Camarillo	8	160	20.0	64	2
Gado	4	47	11.8	35	0
Cobbs	2	20	10.0	11	0
Mauia	2	5	2.5	5	0
Halterman	1	7	7.0	7	0
Hadnot	0	-2	-2	0	0
DOLPHINS	318	3319	10.4	64	12
OPPONENTS	242	3186	13.2	70	28

INTERCEPTIONS	NO.	YDS.	AVG.	LG	TD
J. Allen	3	15	5.0	13	0
Goodman	2	23	11.5	18	0
Porter	2	19	9.5	14	0
Pope	2	0	0.0	0	0
Taylor	1	36	36.0	36	1
Daniels	1	29	29.0	29	0
Hill	1	24	24.0	24	0
W. Allen	1	14	14.0	14	0
Lehan	1	0	0.0	0	0
DOLPHINS	14	160	11.4	36	1
OPPONENTS	16	232	14.5	36	0

PUNTING	NO.	YDS.	AVG.	LG	BK
Fields	77	3327	43.2	61	0
DOLPHINS	77	3327	43.2	61	0
OPPONENTS	62	2682	43.3	64	0

PUNT RET.	NO.	YDS.	AVG.	LG	TD
Ginn, Jr.	24	230	9.6	87	1
DOLPHINS	24	230	9.6	87	1
OPPONENTS	39	387	9.9	49	0

KICKOFF RET.	NO.	YDS.	AVG.	LG	TD
Ginn, Jr.	63	1433	22.7	52	0
Cobbs	5	44	8.8	11	0
M. Booker	2	3	1.5	3	0
Chatman	2	31	15.5	21	0
Hagan	2	25	12.5	14	0
Fifita	1	0	0.0	0	0
Mauia	1	4	4.0	4	0
Mruczkowski	1	9	9.0	9	0
Peelle	1	0	0.0	0	0
Camarillo	0	3	-3	0	0
DOLPHINS	78	1552	19.9	52	0
OPPONENTS	50	1292	25.8	98	2

SCORING	Ru	Pa	Rt	PAT	FG	S	2P
Feely	0	0	0	26/26	21/23	0	89
Brown	4	1	0	0	0	0	32
Lemon	4	0	0	0	0	0	24
Gado	3	0	0	0	0	0	18
Ginn, Jr.	0	2	1	0	0	0	18
Hagan	0	2	0	0	0	0	14
Camarillo	0	2	0	0	0	0	12
Martin	0	2	0	0	0	0	12
Peelle	0	2	0	0	0	0	12
Beck	1	0	0	0	0	0	6
M. Booker	0	1	0	0	0	0	6
Chatman	1	0	0	0	0	0	6

Cobbs	1	0	0	0	0	0	0	6
Lehan	0	0	1	0	0	0	0	6
Taylor	0	0	1	0	0	0	0	6

DOLPHINS	14	12	3	26/26	21/23	0	2	267
OPPONENTS	18	28	4	49/49	28/33	0	1	437

FIELD GOALS	1-19	20-29	30-39	40-49	50+
Feely	0/0	7/7	6/6	7/9	1/1
DOLPHINS	0/0	7/7	6/6	7/9	1/1
OPPONENTS	1/1	10/11	7/7	6/9	4/5

TWO-POINT CONVERSIONS
Brown 1, Hagan 1.
DOLPHINS 2-2, OPPONENTS 1-1

SACKS
Taylor 11, Porter 5.5, Roth 3, W. Allen 2, Holliday 2, Moses 1.5, R. Wright 1.5, Lehan 1, Thomas 1, Traylor 1, Crowder 0.5
DOLPHINS 30.0, OPPONENTS 42.0

STARTERS
OFFENSE
WR - Marty Booker (15), Derek Hagan (1)
LT - Vernon Carey (16)
LG - Chris Liwski (14), Cory Lekkerkerker (2)
C - *Samson Satele (16)
RG - Rex Hadnot (16)
RT - L.J. Shelton (16)
TE - David Martin (15), Justin Peelle (1)
WR - *Ted Ginn, Jr. (8), Chris Chambers (5)
QB - Cleo Lemon (7), Trent Green (5), *John Beck (4)
RB - Ronnie Brown (7), Jesse Chatman (6), Samkon Gado (2), *Lorenzo Booker (1)
FB - *Reagan Mauia (9)
3rd WR - *Ted Ginn, Jr. (1)
2nd TE - Justin Peelle (9)

DEFENSE
LDE - Matt Roth (9), Vonnie Holliday (5), Joey Porter (2)
NT - Keith Traylor (14), *Quentin Moses (1), Steve Fifita (1)
DT - Vonnie Holliday (7), Rodrigue Wright (9)
DE - Jason Taylor (16)
LB - Channing Crowder (10), Donnie Spragan (3), Derrick Pope (1)
LB - Derrick Pope (8), Zach Thomas (5), Donnie Spragan (2), Joey Porter (1)
LB - Joey Porter (12)
CB - Will Allen (16)
CB - Michael Lehan (13), Travis Daniels (3)
S - Cameron Worrell (7), Lance Schulters (4), Donovin Darius (2), Yeremiah Bell (1), Travares Tillman (1), Travis Daniels (1)
S - Jason Allen (9), Renaldo Hill (7)
5th DB - André Goodman (4), Michael Lehan (1)
6th DB - Travis Daniels (1)

* Indicates Rookie

2008 FINAL STATISTICS (11-5)

DATE	OPPONENT	SCORE	WL	ATT.
9/7	NEW YORK JETS	14-20	L	65,859
9/14	at Arizona	10-31	L	63,445
9/21	at New England	38-13	W	68,756
10/5	SAN DIEGO	17-10	W	65,063
10/12	at Houston	28-29	W	70,023
10/19	BALTIMORE	13-27	L	64,972
10/26	BUFFALO	25-16	W	65,011
11/2	at Denver	26-17	W	75,499
11/9	SEATTLE	21-19	W	64,862
11/16	OAKLAND	17-15	W	65,113
11/23	NEW ENGLAND	28-48	L	67,146
11/30	at St. Louis	16-12	W	61,046
12/7	Buffalo (Toronto)	16-3	W	52,134
12/14	SAN FRANCISCO	14-9	W	65,893
12/21	at Kansas City	38-31	W	73,689
12/28	at New York Jets	24-17	W	79,454

TEAM STATISTICS	MIA.	OPP.
TOTAL FIRST DOWNS	308	296
By Rushing	111	96
By Passing	184	173
By Penalty	13	27
Third Down: Made/Att.	71/192	79/209
Third Down Efficiency	37.0	37.8
Fourth Down: Made/Att.	10/15	11/19
Fourth Down Efficiency	66.7	57.9
POSSESSION AVERAGE	31:03	28:57
TOTAL NET YARDS	5529	5264
Average Per Game	345.6	329.0
Total Plays	965	979
Average Per Play	5.7	5.4
NET YARDS RUSHING	1897	1620
Average Per Game	118.6	101.3
Total Rushes	448	388
NET YARDS PASSING	3632	3644
Average Per Game	227.0	227.8
Sacked/Yards Lost	26/129	40/218
Gross Yards	3761	3862
Attempts/Completions	491/330	551/320
Completion Percentage	67.2	58.1
Had Intercepted	7	18
PUNTS/AVERAGE	74/43.9	61/46.7
NET PUNTING AVERAGE	35.5	39.7
PENALTIES/YARDS	81/669	86/615
FUMBLES/BALL LOST	18/6	27/12
TOUCHDOWNS	40	33
By Rushing	18	11
By Passing	20	18
By Returns	2	4

Score by Quarters	1	2	3	4	OT	Total
DOLPHINS	85	113	65	82	0	345
OPPONENTS	62	102	91	62	0	317

RUSHING	NO.	YDS.	AVG.	LG	TD
Brown	214	916	4.3	62t	10
Williams	160	659	4.1	51t	4
Cobbs	12	88	7.3	44	1
Polite	23	85	3.7	14	0
Ginn, Jr.	5	73	14.6	40t	2
Pennington	30	62	2.1	16	1
Bess	1	13	13.0	13	0
Camarillo	2	1	0.5	6	0
Fields	1	0	0.0	0	0
DOLPHINS	448	1897	4.2	62t	11
OPPONENTS	388	1620	4.2	33	11

RECEIVING	NO.	YDS.	AVG.	LG	TD
Ginn, Jr.	56	790	14.1	64	2
Camarillo	55	613	11.1	33	2

PASSING	ATT.	COMP.	YDS.	PCT.	TD	INT.	LG	SCK/LST	RATING
Pennington	476	321	3653	67.4	19	7	80t	24/121	97.4
Henne	12	7	67	58.3	0	0	19	0/0	74.0
Brown	3	2	41	66.7	1	0	19t	1/8	149.3
Williams	0	0	0	0	0	0	-	1/0	-
DOLPHINS	491	330	3761	67.2	20	7	80t	26/129	97.6
OPPONENTS	551	320	3862	58.1	18	18	79t	40/218	77.0

Bess	54	554	10.3	37	1
Fasano	34	454	13.4	24	7
Brown	33	254	7.7	39	0
Martin	31	450	14.5	61t	3
Williams	29	219	7.6	47	1
Cobbs	19	275	14.5	80t	2
Polite	6	24	4.0	9	0
Hagan	3	51	17.0	20	0
London	3	30	10.0	14	0
Wilford	3	25	8.3	15	0
Haynos	2	22	11.0	19t	1
Cramer	2	3	1.5	2t	1
Satele	0	-3	-	-3	0
DOLPHINS	330	3761	11.4	80t	20
OPPONENTS	320	3862	12.1	79t	18

INTERCEPTIONS NO.	YDS.	AVG.	LG	TD	
Goodman	5	53	10.6	55	0
W. Allen	3	62	20.7	32t	1
Hill	3	34	11.3	17	0
Ayodele	2	29	14.5	17	0
Merling	1	25	25.0	25t	1
Starks	1	8	8.0	8	0
J. Allen	1	2	2.0	2	0
Culver	1	1	1.0	1	0
Jones	1	0	0.0	0	0
DOLPHINS	18	214	11.9	55	2
OPPONENTS	7	130	18.6	44t	2

PUNTING	NO.	YDS.	AVG.	LG	BK
Fields	74	3249	43.9	71	0
DOLPHINS	74	3249	43.9	71	0
OPPONENTS	61	2848	46.7	67	1

PUNT RET.	NO.	YDS.	AVG.	LG	TD
Bess	21	231	11.0	27	0
Ginn, Jr.	7	54	7.7	15	0
DOLPHINS	28	285	10.2	27	0
OPPONENTS	37	485	13.1	93t	2

KICKOFF RET.	NO.	YDS.	AVG.	LG	TD
Ginn, Jr.	32	657	20.5	41	0
Bess	14	311	22.2	32	0
Cobbs	8	189	23.6	60	0
London	2	28	14.0	17	0
Fasano	1	0	0.0	0	0
Jones	1	0	0.0	0	0
Ndukwu	1	14	14.0	14	0
Ryan	1	14	14.0	14	0
DOLPHINS	60	1213	20.2	60	0
OPPONENTS	68	1655	24.3	95	0

SCORING	Ru	Pa	Rt	PAT	FG	S	2	TP
Carpenter	0	0	0	40/40	21/25	0	0	103
Brown	10	0	0	0/0	0/0	0	0	60
Fasano	0	7	0	0/0	0/0	0	0	42
Williams	4	1	0	0/0	0/0	0	0	30
Ginn	2	2	0	0/0	0/0	0	0	24
Cobbs	1	2	0	0/0	0/0	0	0	18
Martin	0	3	0	0/0	0/0	0	0	18
Camarillo	0	2	0	0/0	0/0	0	0	12
W. Allen	0	0	1	0/0	0/0	0	0	6
Bess	0	1	0	0/0	0/0	0	0	6
Cramer	0	1	0	0/0	0/0	0	0	6
Haynos	0	1	0	0/0	0/0	0	0	6
Merling	0	0	1	0/0	0/0	0	0	6
Pennington	1	0	0	0/0	0/0	0	0	6
Anderson	0	0	0	0/0	0/0	1	0	2
DOLPHINS	18	2	40/40	21/25	1	0	345	
OPPONENTS	11	18	4	28/28	29/32	1	0	317

FIELD GOALS	1-19	20-29	30-39	40-49	50+
Carpenter	0/0	4/4	7/7	9/13	1/1
DOLPHINS	0/0	4/4	7/7	9/13	1/1
OPPONENTS	1/1	9/9	10/11	7/9	2/2

TWO-POINT CONVERSIONS	
DOLPHINS	0/0 , OPPONENTS 1/5

SACKS
Porter 17.5, Roth 5.0, Holliday 3.5, Jones 3.0, Starks 3.0, Anderson 2.5, Langford 2.0, Merling 1.0, W. Allen 1.0, Bell 1.0, Torbor 0.5
DOLPHINS 40.0 , OPPONENTS 26.0

STARTERS
OFFENSE
WR - Ted Ginn, Jr. (13), Brandon London (1)
LT - Jake Long (16)
LG - Justin Smiley (12), Andy Alleman (4)
C - Samson Satele (16)
RG - Ikechuku Ndukwu (15), Donald Thomas (1)
RT - Vernon Carey (16)
TE - Anthony Fasano (16)
QB - Greg Camarillo (11), *Davone Bess (5)
WR - Chad Pennington (16)
RB - Ronnie Brown (13), Ricky Williams (3)
FB - Lousaka Polite (5), Patrick Cobbs (2), Casey Cramer (2)
3rd WR - *Davone Bess (1)
2nd TE - David Martin (7)

DEFENSE
LE - *Kendall Langford (13), Randy Starks (1)
NT - Jason Ferguson (13), Charlie Anderson (1), *Phillip Merling (1), Randy Starks (1)
RT - Vonnie Holliday (1), Randy Starks (1)
RE - Vonnie Holliday (1), *Phillip Merling (1), Randy Starks (1)
SLB - Matt Roth (14), Quentin Moses (1)
ILB - Channing Crowder (13), Reggie Torbor (1)
ILB - Akin Ayodele (13)
WLB - Joey Porter (16)
LCB - Will Allen (16)
RCB - André Goodman (16)
FS - Chris Crocker (2), Renaldo Hill (14)
SS - Yeremiah Bell (16)
5th DB - Michael Lehan (2), Jason Allen (1), Renaldo Hill (1), Nate Jones (1)
6th DB - Jason Allen (1)

* Indicates Rookie

2009 FINAL STATISTICS (7-9)

DATE	OPPONENT	SCORE	W/L	ATT.
9/13	at Atlanta	7-19	L	67,606
9/21	INDIANAPOLIS	23-27	L	66,227
9/27	at San Diego	13-23	L	67,230
10/4	BUFFALO	38-10	W	65,523
10/12	NEW YORK JETS	31-27	W	69,767
10/25	NEW ORLEANS	34-46	L	66,689
11/1	at New York Jets	30-25	W	77,331
11/8	at New England	17-27	L	68,756
11/15	TAMPA BAY	25-23	W	66,085
11/19	at Carolina	24-17	W	73,475
11/29	at Buffalo	14-31	L	70,155
12/6	NEW ENGLAND	22-21	W	70,102
12/13	at Jacksonville	14-10	W	60,457
12/20	at Tennessee	24-27(OT)	L	69,143
12/27	HOUSTON	20-27	L	65,847
1/3/10	PITTSBURGH	24-30	L	70,102

TEAM STATISTICS	MIA.	OPP.
TOTAL FIRST DOWNS	333	297
Rushing	129	88
Passing	188	184
Penalty	16	25
3rd Down: Made/Att.	120/245	69/198
3rd Down Percentage	49.0	34.8
4th Down: Made/Att.	13/18	8/15
4th Down Percentage	72.2	53.3
POSSESSION AVERAGE	31:54	28:06
TOTAL NET YARDS	5401	5589
Average Per Game	337.6	349.3
Total Plays	1088	968
NET YARDS RUSHING	2231	1835
Avg. Per Game	139.4	114.7
Total Rushes	509	435
NET YARDS PASSING	3170	3754
Average Per Game	198.1	234.6
Sacked/Yards Lost	34/226	44/242
Gross Yards	3396	3996
Attempts/Completions	545/331	489/281
Completion Percentage	60.7	57.5
Had Intercepted	19	15
PUNTS/AVERAGE	75/46.3	67/44.1
NET PUNTING AVERAGE	75/39.8	67/38.4
PENALTIES/YARDS	78/640	73/589
FUMBLE/BALL LOST	27/10	17/6
TOUCHDOWNS	41	42
Rushing	22	16
Passing	15	23
Returns	4	3

Score By Quarters	1	2	3	4	OT	Total
DOLPHINS	57	106	81	116	0	360
OPPONENTS	68	101	78	140	3	390

RUSHING	NO.	YDS.	AVG.	LG	TD
R. Williams	241	1121	4.7	68	11
Brown	147	648	4.4	45	8
Polite	37	123	3.3	13	0
Hilliard	23	89	3.9	18	1
White	21	81	3.9	33	0
Ginn, Jr.	7	48	6.9	22	0
Cobbs	6	36	6.0	19	0
Henne	16	32	2.0	12	1
Hartline	4	29	7.3	16	1
Bess	2	11	5.5	11	0
Pennington	3	7	2.3	4	0
Sheets	1	5	5.0	5	0
Thigpen	1	1	1.0	1	0
DOLPHINS	509	2231	4.4	68	22
OPPONENTS	435	1835	4.2	50	16

PASSING	ATT.	COMP.	YDS.	PCT.	TD	INT.	LG	SCK/LST	RATING
Henne	451	274	2878	60.8	12	14	67	26/176	75.2
Pennington	74	51	413	68.9	1	2	21	6/32	76.0
Thigpen	8	4	83	50.0	1	2	34	0/0	87.0
Brown	6	2	22	33.3	1	0	21	1/9	84.7
White	5	0	0	0.0	0	0	-	1/9	39.6
R. Williams	1	0	0	0.0	0	0	-	0/0	0.0
DOLPHINS	545	331	3396	60.7	15	19	67	34/226	73.3
OPPONENTS	489	281	3996	57.5	23	15	81	44/242	86.9

RECEIVING	NO.	YDS.	AVG.	LG	TD
Bess	76	758	10.0	34	2
Camarillo	50	552	11.0	29	0
Ginn, Jr.	38	454	11.9	53	1
R. Williams	35	264	7.5	59	2
Hartline	31	506	16.3	67	3
Fasano	31	339	10.9	27	2
Hilliard	20	158	7.9	18	2
Haynos	19	162	8.5	21	2
Brown	14	98	7.0	27	0
Polite	11	51	4.6	10	0
Sperry	3	31	10.3	13	1
Cobbs	3	23	7.7	10	0
DOLPHINS	331	3396	10.3	67	15
OPPONENTS	281	3996	14.2	81	23

INTERCEPTIONS	NO.	YDS.	AVG.	LG	TD
V. Davis	4	64	16.0	26	1
Bell	3	48	16.0	29	0
W. Allen	2	27	13.5	21	0
N. Jones	2	0	0.0	0	0
Culver	1	23	23.0	23	0
Crowder	1	2	2.0	2	0
Taylor	1	0	0.0	0	0
Torbor	1	0	0.0	0	0
DOLPHINS	15	164	10.9	29	1
OPPONENTS	19	261	13.7	54	3

PUNTING	NO.	YDS.	AVG.	LG	BK
Fields	75	3472	46.3	66	0
DOLPHINS	75	3472	46.3	66	0
OPPONENTS	67	2953	44.1	66	0

PUNT RET.	NO.	YDS.	AVG.	LG	TD
Bess	28	209	7.5	22	0
Ginn, Jr.	5	28	5.6	12	0
DOLPHINS	33	237	7.2	22	0
OPPONENTS	43	369	8.6	31	0

KICKOFF RET.	NO.	YDS.	AVG.	LG	TD
Ginn, Jr.	52	1296	24.9	101	2
Cobbs	16	361	22.6	39	0
B. Hartline	3	36	12.0	18	0
Polite	2	24	12.0	12	0
Berger	1	13	13.0	13	0
Torbor	1	9	9.0	9	0
DOLPHINS	75	1739	23.2	101	2
OPPONENTS	71	1557	21.9	87	0

SCORING	Ru	Pa	Rt	PAT	FG	S	2	PT
Carpenter	0	0	0	37/38	25/28	0	0	112
R. Williams	11	2	0	0	0	0	1	80
Brown	8	0	0	0	0	0	0	48
B. Hartline	1	3	0	0	0	0	0	24
Ginn, Jr.	0	1	2	0	0	0	0	18
Hilliard	1	2	0	0	0	0	0	18
Bess	0	2	0	0	0	0	0	12
Fasano	0	2	0	0	0	0	0	12
Haynos	0	2	0	0	0	0	0	12
V. Davis	0	0	1	0	0	0	0	6
Henne	1	0	0	0	0	0	0	6
Sperry	0	1	0	0	0	0	0	6
Taylor	0	0	1	0	0	0	0	6
DOLPHINS	22	15	4	37/38	25/28	0	1	360
OPPONENTS	16	23	3	35/37	33/39	0	2	390

FIELD GOALS	1-19	20-29	30-39	40-49	50+
Carpenter	0/0	9/9	7/8	8/9	1/2
DOLPHINS	0/0	9/9	7/8	8/9	1/2
OPPONENTS	0/0	11/11	7/8	9/14	6/6

TWO-POINT CONVERSIONS
R. Williams 1
DOLPHINS 1-3, OPPONENTS 2-5

SACKS
Porter 9.0, Starks 7.0, Taylor 7.0, Wake 5.5, Langford 2.5, Merling 2.5, Anderson 2.0, Bell 1.5, McDaniel 1.5, Crowder 1.0, N. Jones 1.0, Moses 1.0, Torbor 1.0, Wilson 1.0, Baker 0.5.
DOLPHINS 44.0, OPPONENTS 34.0

STARTERS
WR - Ted Ginn, Jr. (12), *Brian Hartline (2)
LT - Jake Long (16)
LG - Justin Smiley (12), Nate Garner (4)
C - Jake Grove (10), Joe Berger (6)
RG - Donald Thomas (12), Nate Garner (4)
RT - Vernon Carey (16)
TE - Anthony Fasano (14), Joey Haynos (2)
WR - Greg Camarillo (16)
QB - Chad Henne (13), Chad Pennington (3)
RB - Ronnie Brown (9), Ricky Williams (7)
FB - Lousaka Polite (9)
3rd WR - Davone Bess (2)
2nd TE - Joey Haynos (6), Korry Sperry (1)

DEFENSE
LE - Kendall Langford (14), Cameron Wake (1)
NT - Jason Ferguson (9), Paul Soliai (4)
DT - Paul Soliai (1)
RE - Randy Starks (16)
SLB - Jason Taylor (15), Philip Merling (1)
ILB - Channing Crowder (13), Reggie Torbor (2)
ILB - Akin Ayodele (15)
WLB - Joey Porter (14), Charlie Anderson (1)
LCB - *Vontae Davis (9), Will Allen (6), Jason Allen (1)
RCB - Sean Smith (16)
FS - Gibriil Wilson (14), *Chris Clemmons (2)
SS - Yeremiah Bell (15)
5th DB - Nate Jones (5)
6th DB - Tyrone Culver (2)

* Indicates Rookie

DOLPHINS INDIVIDUAL RECORDS

The following individual records relate solely to service with the Miami Dolphins. They include National Football League regular-season statistics only – with the exception of those single-game records marked by “*” or “**”.

* Playoff game **Super Bowl

1966-1977: 14 games 1983-1986: 16 games
 1978-1981: 16 games 1987: 15 games
 1982: 9 games 1988-2009: 16 games

SERVICE

MOST SEASONS

- 17 Dan Marino (1983-99)
- 15 Bob Kuechenberg (1970-84)
- 14 Bob Griese (1967-80)
- 14 Don Strock (1974-87)
- 13 Nat Moore (1974-86)
- 12 Larry Little (1969-80)
- 12 Ed Newman (1973-84)
- 12 Bruce Hardy (1978-89)
- 12 Jim Jensen (1981-92)
- 12 Zach Thomas (1996-2007)
- 12 Jason Taylor (1997-2007, 2009)

MOST GAMES PLAYED

- 242 Dan Marino (1983-99)
- 196 Bob Kuechenberg (1970-84)
- 188 Jason Taylor (1997-2007, 2009)
- 183 Nat Moore (1974-86)
- 168 Zach Thomas (1996-2007)
- 167 Ed Newman (1973-85)
- 164 Jim Jensen (1981-92)
- 164 Richmond Webb (1990-00)
- 163 Don Strock (1974-87)
- 161 Bob Griese (1967-80)
- 159 Vern Den Herder (1971-81)
- 158 Larry Little (1969-80)
- 157 Tim Bowens (1994-04)
- 156 Tim Ruddy (1994-03)
- 155 Olindo Mare (1997-2006)
- 151 Bruce Hardy (1978-89)

MOST CONSECUTIVE GAMES PLAYED

- 130 Jason Taylor (15th in 1999 through 16th in 2007)
- 128 Jim Langer (10th in 1970 through 9th in 1979)
- 127 Garo Yepremian (2nd in 1970 through 16th in 1978)
- 125 Bob Baumhower (1st in 1977 through 14th in 1984)
- 118 Richmond Webb (3rd in 1991 through 8th in 1998)
- 116 Olindo Mare (1st in 1997 through 4th in 2004)
- 107 Dwight Stephenson (1st in 1980 through 2nd in 1987)
- 104 Jeff Cross (1st in 1988 through 8th in 1994)
- 104 Tim Bowens (1st in 1994 through 8th in 2000)

- 98 Dick Anderson (1st in 1968 through 14th in 1974)
- 95 Vern Den Herder (1st in 1971 through 11th in 1977)
- 95 Dan Marino (6th in 1987 through 5th in 1993)

MOST STARTS

- 240 Dan Marino (1983-99)
- 184 Jason Taylor (1997-2007, 2009)
- 176 Bob Kuechenberg (1970-84)
- 168 Zach Thomas (1996-2007)
- 162 Richmond Webb (1990-2000)
- 155 Tim Bowens (1994-04)
- 152 Bob Griese (1967-80)
- 152 Larry Little (1969-80)
- 143 Vern Den Herder (1971-81)
- 140 Tim Ruddy (1994-2003)

MOST CONSECUTIVE STARTS

- 130 Jason Taylor (15th in 1999 through 16th in 2007)
- 118 Richmond Webb (3rd in 1991 through 8th in 1998)
- 109 Jim Langer (1st in 1972 through 9th in 1979)
- 95 Dan Marino (6th in 1987 through 5th in 1993)
- 92 Tim Bowens (3rd in 1994 through 14th in 1999)
- 91 Norm Evans (3rd in 1969 through 9th in 1975)
- 87 Dick Anderson (12th in 1968 through 14th in 1974)
- 86 Bob Baumhower (1st in 1977 through 8th in 1982)
- 84 Jake Scott (1st in 1970 through 14th in 1975)
- 81 Vern Den Herder (1st in 1972 through 11th in 1977)
- 81 Jeff Cross (16th in 1988 through 16th in 1993)
- 81 Keith Sims (11th in 1991 through 11th in 1996)
- 80 Randy McMichael (1st in 2002 through 16th in 2006)

MOST PRO BOWLS

- 9 Dan Marino (1983-87, 1991-92, 1994-95)
- 7 Richmond Webb (1990-96)
- 7 Zach Thomas (1999-2003, 2005-06)
- 6 Bob Griese (1970-71, 1973-74, 1977-78)
- 6 Jim Langer (1973-78)
- 6 Bob Kuechenberg (1974-75, 1977-78, 1982-83)
- 6 Jason Taylor (2000, 2002, 2004-07)
- 5 Larry Csonka (1970-74)
- 5 Paul Warfield (1970-74)
- 5 Jake Scott (1971-75)
- 5 Bob Baumhower (1979, 1981-84)
- 5 Dwight Stephenson (1983-87)
- 5 John Offerdahl (1986-90)
- 5 Mark Clayton (1984-86, 1988, 1991)

MOST CONSECUTIVE PRO BOWLS

- 7 Richmond Webb (1990-96)
- 6 Jim Langer (1973-78)
- 5 Larry Csonka (1970-74)
- 5 Paul Warfield (1970-74)
- 5 Jake Scott (1971-75)
- 5 Dan Marino (1983-87)
- 5 Dwight Stephenson (1983-87)
- 5 John Offerdahl (1986-90)
- 5 Zach Thomas (1999-2003)

MOST PRO BOWL STARTS

- 7 Dan Marino (1983-86, 1992, 1994-95)
- 5 Jim Langer (1973-77)
- 5 Jason Taylor (2000, 2002, 2004-06)
- 4 Dwight Stephenson (1983-86)
- 4 John Offerdahl (1986, 1988-90)
- 4 Richmond Webb (1992-95)
- 3 Larry Little (1972-74)
- 3 Jake Scott (1972-73, 1975)
- 3 Bob Baumhower (1979, 1981, 1983)
- 3 Sam Madison (1999-2001)
- 3 Zach Thomas (1999, 2002, 2006)

MOST CONSECUTIVE PRO BOWL STARTS

- 5 Jim Langer (1973-77)
- 4 Dwight Stephenson (1983-86)
- 4 Dan Marino (1983-86)
- 4 Richmond Webb (1992-95)
- 3 Larry Little (1972-74)
- 3 John Offerdahl (1988-90)
- 3 Sam Madison (1999-2001)
- 3 Jason Taylor (2004-06)

SCORING

MOST POINTS

Career

- 1,048 Olindo Mare (1997-06), 313 XPs, 245 FGs
- 830 Garo Yepremian (1970-78), 335 XPs, 165 FGs
- 774 Pete Stoyanovich (1990-95), 246 XPs, 176 FGs
- 540 Uwe von Schamann (1979-84), 237 XPs, 101 FGs
- 492 Mark Clayton (1983-92), 82 TDs

Season

- 144 Olindo Mare (1999), 27 XPs, 39 FGs
- 124 Pete Stoyanovich (1992), 34 XPs, 30 FGs
- 121 Pete Stoyanovich (1991), 28 XPs, 31 FGs
- 118 Pete Stoyanovich (1995), 37 XPs, 27 FGs
- 117 Garo Yepremian (1971), 33 XPs, 28 FGs
- 117 Olindo Mare (1997), 33 XPs, 28 FGs
- 117 Olindo Mare (2000), 33 XPs, 28 FGs

Game

- 24 Paul Warfield (12/15/73 vs. Detroit), 4 TDs
- 24 Mark Ingram (11/27/94 at N.Y. Jets), 4 TDs
- 24 Ronnie Brown (9/21/08 at New England, 4 TDs)

MOST POINTS BY ROOKIE

Season

- 116 Fuad Reveiz (1985), 50 XPs, 22 FGs
- 103 Dan Carpenter (2008), 40 XPs, 21 FGs
- 99 Uwe von Schamann (1979), 36 XPs, 21 FGs

MOST CONSECUTIVE GAMES SCORING POINTS

- 121 Garo Yepremian (8th in 1970 through 16th in 1978)

MOST TOUCHDOWNS

Career

- 82 Mark Clayton (1983-92), 81 pass, 1 ret.
- 75 Nat Moore (1974-86), 74 pass, 1 run
- 59 Mark Duper (1982-92), 59 pass
- 57 Larry Csonka (1968-74, 1979), 53 run, 4 pass
- 51 Ricky Williams (2002-03, 2005, 2007-09), 46 run, 5 pass

Season

- 18 Mark Clayton (1984), 18 pass
- 17 Ricky Williams (2002), 16 run, 1 pass
- 16 Karim Abdul-Jabbar (1997), 15 run, 1 pass
- 16 Lamar Smith (2000), 14 run, 2 pass
- 14 Mark Clayton (1988), 14 pass

Game

- 4 Paul Warfield (12/15/73 vs. Detroit), 4 pass
- 4 Mark Ingram (11/27/94 at N.Y. Jets), 4 pass
- 4 Ronnie Brown (9/21/08 at New England), 4 run

MOST TOUCHDOWNS BY ROOKIE

Season

- 13 Ron Davenport (1985), 11 run, 2 pass
- 11 Karim Abdul-Jabbar (1996), 11 run
- 8 Andra Franklin (1981), 7 run, 1 pass
- 7 Larry Csonka (1968), 6 run, 1 pass
- 7 Troy Stradford (1987), 6 run, 1 pass
- 7 Chris Chambers (2001), 7 pass

Game

- 3 Ronald Scott (10/11/87 vs. Kansas City), 3 run
- 3 Troy Stradford (12/7/87 vs. N.Y. Jets), 3 run
- 3 Sammie Smith (12/10/89 vs. New England), 3 run

MOST CONSECUTIVE GAMES SCORING TOUCHDOWN

- 6 Paul Warfield (4th through 9th in 1971)
- 6 Mark Clayton (13th through 16th in 1988 and 2nd through 3rd in 1989)
- 6 Ricky Williams (16th in 2002 and 1st through 5th in 2003)

MOST FIELD GOALS

Career

- 245 Olindo Mare (1997-06), 303 att.
- 176 Pete Stoyanovich (1989-95), 222 att.
- 165 Garo Yepremian (1970-78), 242 att.
- 101 Uwe von Schamann (1979-84), 149 att.

Season

- 39 Olindo Mare (1999), 46 att.
- 31 Pete Stoyanovich (1991), 37 att.
- 30 Pete Stoyanovich (1992), 37 att.
- 28 Garo Yepremian (1971), 40 att.
- 28 Olindo Mare (1997), 36 att.
- 28 Olindo Mare (2000), 31 att.

Game

- 6 Olindo Mare (10/17/99 at New England), 6 att.
- 5 Garo Yepremian (9/26/71 at Buffalo), 6 att.

- 5 Olindo Mare (12/31/06 at Indianapolis), 5 att.
- 4 20 times (last – Dan Carpenter, 11/15/09 vs. Tampa Bay)

MOST FIELD GOALS BY ROOKIE

Season

- 22 Fuad Reveiz (1985), 27 att.
- 21 Uwe von Schamann (1979), 29 att.
- 21 Dan Carpenter (2008), 25 att.

Game

- 4 Dan Carpenter (11/2/08 at Denver), 4 att.
- 3 Ten times (last – Dan Carpenter, 12/7/08 at Buffalo)

MOST CONSECUTIVE GAMES SCORING FIELD GOAL

- 20 Garo Yepremian (10th in 1970 through 1st in 1972)
- 20 Olindo Mare (7th in 1998 through 10th in 1999)

MOST CONSECUTIVE FIELD GOALS

- 19 Olindo Mare (3rd through 7th in 1999)
- 16 Garo Yepremian (8th through 16th in 1978)
- 16 Olindo Mare (7th through 16th in 2000)

HIGHEST FIELD GOAL PERCENTAGE

Career (minimum 50 attempts)

- 86.8 Dan Carpenter (2008-09), 46 of 53
- 80.9 Olindo Mare (1997-06), 245 of 303
- 79.3 Pete Stoyanovich (1989-95), 176 of 222
- 73.6 Fuad Reveiz (1985-88), 53 of 72
- 68.2 Garo Yepremian (1970-78), 165 of 242

Season (minimum 15 attempts)

- 91.3 Jay Feely (2007), 21 of 23
- 90.5 Olindo Mare (2001), 19 of 21
- 90.3 Olindo Mare (2000), 28 of 31
- 89.3 Dan Carpenter (2009), 25 of 28
- 84.8 Olindo Mare (1999), 39 of 46

LONGEST FIELD GOALS

- 59 Pete Stoyanovich (11/12/89 at N.Y. Jets)
- *58 Pete Stoyanovich (1/5/91 vs. Kansas City)
- 54 Garo Yepremian (10/22/72 vs. Buffalo)
- 54 Olindo Mare (10/24/99 vs. Philadelphia)
- 53 Garo Yepremian (9/16/73 vs. San Francisco)
- 53 Garo Yepremian (12/5/76 vs. Buffalo)
- 53 Uwe von Schamann (10/21/79 at New England)
- 53 Pete Stoyanovich (10/28/90 at Indianapolis)
- 53 Pete Stoyanovich (9/29/91 at N.Y. Jets)
- 53 Pete Stoyanovich (9/27/92 at Seattle)
- 53 Olindo Mare (10/17/99 at New England)
- 53 Olindo Mare (9/22/02 vs. N.Y. Jets)
- 53 Olindo Mare (10/13/02 at Denver)
- 53 Olindo Mare (10/16/05 at Tampa Bay)
- 53 Jay Feely (12/2/07 vs. N.Y. Jets)

LONGEST FIELD GOALS BY ROOKIE

- 59 Pete Stoyanovich (11/12/89 at N.Y. Jets)
- 53 Uwe von Schamann (10/21/79 at New England)
- 51 Uwe von Schamann (11/5/79 vs. Houston)
- *51 Fuad Reveiz (1/4/86 vs. Cleveland)

- 50 Dan Carpenter (12/7/08 vs. Buffalo at Toronto)

MOST POINTS AFTER TOUCHDOWN

Career

- 335 Garo Yepremian (1970-78), 351 attempts
- 313 Olindo Mare (1997-06), 318 attempts
- 246 Pete Stoyanovich (1989-95), 250 attempts

Season

- 66 Uwe von Schamann (1984), 70 attempts
- 52 Fuad Reveiz (1986), 55 attempts
- 50 Fuad Reveiz (1985), 52 attempts

Game

- 7 Garo Yepremian (11/12/72 vs. New England), 7 attempts
- 7 Garo Yepremian (11/24/77 at St. Louis), 8 attempts
- 7 Pete Stoyanovich (9/3/95 vs. N.Y. Jets), 7 attempts
- 7 Olindo Mare (9/8/02 vs. Detroit), 7 attempts

MOST POINTS AFTER TOUCHDOWN BY ROOKIE

Season

- 50 Fuad Reveiz (1985), 52 attempts
- 40 Dan Carpenter (2008), 40 attempts
- 38 Pete Stoyanovich (1989), 39 attempts

MOST CONSECUTIVE POINTS AFTER TOUCHDOWN

- 110 Garo Yepremian (7th in 1972 to 2nd in 1975)
- 110 Pete Stoyanovich (16th in 1992 to 16th in 1995)

HIGHEST POINT AFTER TOUCHDOWN PCT.

Career (minimum 150 attempts)

- 98.43 Olindo Mare (1997-06), 313 of 318
- 98.40 Pete Stoyanovich (1989-95), 246 of 250
- 95.3 Fuad Reveiz (1985-88), 161 of 169
- 94.9 Garo Yepremian (1970-78), 335 of 353
- 94.8 Uwe Von Schamann (1979-84), 237 of 250

MOST TWO-POINT CONVERSIONS

Career

- 2 Irving Fryar (1993-95), 2 pass
- 2 Marty Booker (2004-06), 2 pass

Season

- 2 Irving Fryar (1994), 2 pass
- 2 Marty Booker (2006), 2 pass

RUSHING

MOST RUSHING YARDS

Career

- 6,737 Larry Csonka (1968-74, 1979), 1,506 attempts
- 5,763 Ricky Williams (2002-03, 2005, 2007-09), 1,350 attempts
- 4,081 Ronnie Brown (2005-09), 928 attempts
- 3,877 Mercury Morris (1969-75), 754 attempts
- 3,644 Jim Kick (1968-74), 997 attempts

Season

- 1,853 Ricky Williams (2002), 4.8 per carry
- 1,372 Ricky Williams (2003), 3.5 per carry
- 1,258 Delvin Williams (1978), 4.6 per carry

- 1,139 Lamar Smith (2000), 3.7 per carry
- 1,121 Ricky Williams (2009), 4.7 per carry
- 1,117 Larry Csonka (1972), 5.2 per carry
- 1,116 Karim Abdul-Jabbar (1996), 3.6 per carry
- 1,051 Larry Csonka (1971), 5.4 per carry
- 1,008 Ronnie Brown (2006), 4.2 per carry
- 1,003 Larry Csonka (1973), 4.6 per carry
- 1,000 Mercury Morris (1972), 5.3 per carry

Game

- 228 Ricky Williams (12/1/02 at Buffalo), 27 attempts
- 216 Ricky Williams (12/9/02 vs. Chicago), 31 attempts
- *209 Lamar Smith (12/30/00 vs. Indianapolis), 40 attempts
- 197 Mercury Morris (9/30/73 vs. New England), 15 attempts
- 185 Ricky Williams (12/29/02 at New England), 31 attempts

MOST RUSHING YARDS BY ROOKIE

Season

- 1,116 Karim Abdul-Jabbar (1996), 3.6 per carry
- 907 Ronnie Brown (2005), 4.4 per carry
- 711 Andra Franklin (1981), 3.5 per carry
- 659 Sammie Smith (1989), 3.3 per carry
- 621 Jim Kiick (1968), 3.8 per carry

Game

- 169 Troy Stradford (11/22/87 at Dallas), 17 attempts
- 152 Karim Abdul-Jabbar (12/22/96 at N.Y. Jets), 30 attempts
- 140 Leroy Harris (12/5/77 vs. Baltimore), 17 attempts
- 132 Ronnie Brown (9/25/05 vs. Carolina), 23 attempts
- 124 Karim Abdul-Jabbar (9/15/96 vs. N.Y. Jets), 23 attempts

MOST RUSHING ATTEMPTS

Career

- 1,506 Larry Csonka (1968-74, 1979)
- 1,350 Ricky Williams (2002-03, 2005, 2007-09)
- 997 Jim Kiick (1968-74)
- 928 Ronnie Brown (2005-09)
- 888 Karim Abdul-Jabbar (1996-99)

Season

- 392 Ricky Williams (2003)
- 383 Ricky Williams (2002)
- 313 Lamar Smith (2001)
- 309 Lamar Smith (2000)
- 307 Karim Abdul-Jabbar (1996)

Game

- 42 Ricky Williams (9/21/03 vs. Buffalo), 153 yards
- *40 Lamar Smith (12/30/00 vs. Indianapolis), 209 yards
- 36 Ricky Williams (10/6/02 vs. New England), 105 yards
- 36 Ricky Williams (11/16/03 vs. Baltimore), 105 yards
- 34 Ricky Williams (9/14/03 at N.Y. Jets), 125 yards
- **33 Larry Csonka (1/13/74 vs. Minnesota), 145 yards
- 33 Karim Abdul-Jabbar (9/20/98 vs. Pittsburgh), 108 yards

MOST RUSHING ATTEMPTS BY ROOKIE

Season

- 307 Karim Abdul-Jabbar (1996)
- 207 Ronnie Brown (2005)
- 201 Andra Franklin (1981)
- 200 Sammie Smith (1989)
- 165 Jim Kiick (1968)

Game

- 31 J.J. Johnson (11/21/99 vs. New England), 106 yards
- 30 Troy Stradford (12/7/87 vs. N.Y. Jets), 120 yards
- 30 Karim Abdul-Jabbar (12/22/96 at N.Y. Jets), 152 yards
- 29 Karim Abdul-Jabbar (11/3/96 at New England), 104 yards
- 27 Karim Abdul-Jabbar (12/16/96 vs. Buffalo), 76 yards

MOST RUSHING TOUCHDOWNS

Career

- 53 Larry Csonka (1968-74, 1979)
- 46 Ricky Williams (2002-03, 2005, 2007-09)
- 33 Karim Abdul-Jabbar (1996-99)
- 31 Ronnie Brown (2005-09)
- 29 Mercury Morris (1969-75)

Season

- 16 Ricky Williams (2002)
- 15 Karim Abdul-Jabbar (1997)
- 14 Lamar Smith (2000)
- 12 Mercury Morris (1972)
- 12 Don Nottingham (1975)
- 12 Larry Csonka (1979)

Game

- 4 Ronnie Brown (9/21/08 at New England), 2,15,5,6,2
- 3 Jim Kiick (12/20/70 vs. Buffalo), 4,2,2
- 3 Mercury Morris (11/12/72 vs. New England), 4,4,6
- 3 Mercury Morris (9/30/73 vs. New England), 24,70,35
- *3 Larry Csonka (12/30/73 vs. Oakland), 11,2,2
- 3 Don Nottingham (11/3/74 vs. Atlanta), 1,2,1
- 3 Don Nottingham (10/5/75 at Green Bay), 11,1,11
- 3 Don Nottingham (10/26/75 at Buffalo), 1,1,1
- 3 Larry Csonka (9/23/79 vs. Chicago), 12,9,1
- 3 Larry Csonka (11/29/79 vs. New England), 1,1,1
- 3 Ronald Scott (10/11/87 vs. Kansas City), 2,4,3
- 3 Troy Stradford (12/7/87 vs. N.Y. Jets), 1,1,1
- 3 Sammie Smith (12/10/89 vs. New England), 1,7,2
- 3 Bernie Parmalee (12/25/94 vs. Detroit), 1,1,6
- 3 Karim Abdul-Jabbar (10/19/97 at Baltimore), 5,5,6
- 3 Karim Abdul-Jabbar (11/23/97 at New England), 1,1,1
- 3 Ricky Williams (10/25/09 vs. New Orleans), 4,68,4

MOST RUSHING TOUCHDOWNS BY ROOKIE

Season

- 11 Ron Davenport (1985)
- 11 Karim Abdul-Jabbar (1996)
- 7 Andra Franklin (1981)
- 6 Larry Csonka (1968)
- 6 Troy Stradford (1987)
- 6 Sammie Smith (1989)

Game

- 3 Ronald Scott (10/11/87 vs. Kansas City)
- 3 Troy Stradford (12/7/87 vs. N.Y. Jets)
- 3 Sammie Smith (12/10/89 vs. New England)

MOST CONSECUTIVE GAMES WITH RUSHING TOUCHDOWN

- 5 Mercury Morris (6th through 10th in 1972)
- 5 Don Nottingham (2nd through 6th in 1975)
- 5 Pete Johnson (8th through 12th in 1984)
- 5 Karim Abdul-Jabbar (10th through 14th in 1997)

HIGHEST RUSHING AVERAGE

Career (minimum 300 attempts)

- 5.1 Mercury Morris (1969-75), 754 attempts
- 4.8 Tony Nathan (1979-87), 732 attempts
- 4.5 Larry Csonka (1968-74, 1979), 1,506 attempts
- 4.41 Norm Bulaich (1975-79), 340 attempts
- 4.40 Ronnie Brown (2005-09), 928 attempts

Season (minimum 100 attempts)

- 6.4 Mercury Morris (1973), 149/954 yards
- 5.4 Larry Csonka (1971), 195/1,051 yards
- 5.3 Mercury Morris (1972), 190/1,000 yards
- 5.3 Tony Nathan (1981), 147/782 yards
- 5.2 Larry Csonka (1972), 213/1,117 yards

Game (minimum 10 attempts)

- 13.1 Mercury Morris (9/30/73 vs. New England) 15/197
- 12.6 Abner Haynes (9/17/67 vs. Denver), 12/151
- 12.6 Delvin Williams (11/9/80 at Los Angeles), 12/151

MOST 100-YARD RUSHING GAMES

Career

- 24 Ricky Williams (2002-03, 2005, 2007-09)
- 15 Larry Csonka (1968-74, 1979)
- 15 Ronnie Brown (2005-09)
- 10 Mercury Morris (1969-75)
- 9 Karim Abdul-Jabbar (1996-99)

Season

- 10 Ricky Williams (2002)
- 7 Ricky Williams (2003)
- 5 Delvin Williams (1978)
- 4 Larry Csonka (1972)
- 4 Karim Abdul-Jabbar (1996)
- 4 Lamar Smith (2000)
- 4 Ronnie Brown (2006)
- 4 Ronnie Brown (2007)
- 4 Ricky Williams (2009)

MOST 100-YARD RUSHING GAMES BY ROOKIE

- 4 Karim Abdul-Jabbar (1996)
- 3 Benny Malone (1974)
- 3 Troy Stradford (1987)
- 2 Jim Kiick (1968)

- 2 Leroy Harris (1977)
- 2 Ronnie Brown (2005)

MOST CONSECUTIVE 100-YARD RUSHING GAMES

- 5 Ricky Williams (10th through 14th in 2002)
- 4 Ronnie Brown (3rd through 6th in 2007)
- 3 Ricky Williams (1st through 3rd in 2002)
- 3 Ricky Williams (10th through 12th in 2003)
- 3 Ricky Williams (9th through 11th in 2009)
- 2 Larry Csonka (11th through 12th in 1970)
- 2 Benny Malone (7th through 8th in 1974)
- 2 Don Nottingham (2nd through 3rd in 1975)
- 2 Mercury Morris (5th through 6th in 1975)
- 2 Benny Malone (7th through 8th in 1976)
- 2 Benny Malone (4th through 5th in 1977)
- 2 Andra Franklin (5th through 6th in 1982)
- 2 Mark Higgs (1st through 2nd in 1991)
- 2 Bernie Parmalee (7th through 8th in 1994)
- 2 Ricky Williams (2nd through 3rd in 2003)
- 2 Ricky Williams (14th through 15th in 2003)
- 2 Ricky Williams (15th through 16th in 2005)
- 2 Ronnie Brown (15th through 16th in 2006)
- 2 Ronnie Brown (3rd through 4th in 2008)

LONGEST RUNS FROM SCRIMMAGE

- 77t Leroy Harris (12/5/77 vs. Baltimore)
- 77t Keith Byars (11/25/93 at Dallas)
- 71t Jerris McPhail (10/27/97 vs. Chicago)
- 70t Mercury Morris (9/30/73 vs. New England)
- 70 Mercury Morris (10/15/73 at Cleveland)
- 68t Lamar Smith (10/23/00 at N.Y. Jets)
- 68t James McKnight (10/5/03 at N.Y. Giants)
- 68t Ricky Williams (10/25/09 vs. New Orleans)
- 66t Benny Malone (10/9/77 at Baltimore)
- 65t Abner Haynes (9/17/67 vs. Denver)
- 65t Gary Davis (9/17/78 vs. Buffalo)
- 65t Ronnie Brown (10/21/05 vs. Kansas City)
- 65 Delvin Williams (11/9/80 at Los Angeles)
- 64 Ron Davenport (12/18/88 at Pittsburgh)
- 63 Norm Bulaich (9/10/78 at Baltimore)
- 63t Ricky Williams (12/9/02 vs. Chicago)
- 62t Ronnie Brown (9/21/08 at New England)
- 61 Chris Chambers (9/11/05 vs. Denver)
- 60t Gary Davis (12/17/77 vs. Buffalo)
- 60 Ronnie Brown (9/30/07 vs. Oakland)

PASSING

MOST YARDS PASSING

Career

- 61,361 Dan Marino (1983-99)
- 25,092 Bob Griese (1967-80)
- 11,040 Jay Fiedler (2000-04)
- 5,928 David Woodley (1980-83)
- 4,613 Don Strock (1974-87)

Season

- 5,084 Dan Marino (1984)
- 4,746 Dan Marino (1986)
- 4,453 Dan Marino (1994)
- 4,434 Dan Marino (1988)
- 4,137 Dan Marino (1985)

Game

- 521 Dan Marino (10/23/88 vs. N.Y. Jets), 35 of 60
- 473 Dan Marino (9/4/94 vs. New England), 23 of 42

- 470 Dan Marino (12/2/84 vs. L.A. Raiders), 35 of 57
- 450 Dan Marino (10/1/95 at Cincinnati), 33 of 48
- 448 Dan Marino (9/21/86 at N.Y. Jets), 30 of 50

MOST YARDS PASSING BY ROOKIE

Season

- 2,210 Dan Marino (1983)
- 2,005 Bob Griese (1967)
- 1,850 David Woodley (1980)

Game

- 322 Dan Marino (10/9/83 vs. Buffalo), 19 of 29
- 279 Dan Marino (10/30/83 vs. L.A. Rams), 25 of 38
- 270 Bob Griese (12/17/67 vs. Boston), 17 of 32
- 251 David Woodley (11/20/80 vs. San Diego), 22 of 34
- 240 Dan Marino (11/20/83 vs. Baltimore), 14 of 21

MOST PASS ATTEMPTS

Career

- 8,358 Dan Marino (1983-99)
- 3,429 Bob Griese (1967-80)
- 1,603 Jay Fiedler (2000-04)
- 961 David Woodley (1980-83)
- 688 Don Strock (1974-87)

Season

- 623 Dan Marino (1986), 378 completions
- 615 Dan Marino (1994), 385 completions
- 606 Dan Marino (1988), 354 completions
- 567 Dan Marino (1985), 335 completions
- 564 Dan Marino (1984), 362 completions

Game

- *64 Dan Marino (12/30/95 at Buffalo), 33 completions
- 62 Joey Harrington (10/22/06 vs. Green Bay), 33 completions
- 60 Dan Marino (10/23/88 vs. N.Y. Jets), 35 completions
- 60 Dan Marino (11/23/97 at New England), 38 completions
- 57 Dan Marino (12/2/84 vs. L.A. Raiders), 35 completions
- 57 Dan Marino (12/13/98 vs. N.Y. Jets), 30 completions
- 55 Kyle Mackey (10/18/87 at N.Y. Jets), 26 completions
- 55 Dan Marino (9/24/89 vs. N.Y. Jets), 33 completions
- 55 Chad Henne (12/27/09 vs. Houston), 35 completions

MOST PASS ATTEMPTS BY ROOKIE

Season

- 331 Bob Griese (1967), 166 completions
- 327 David Woodley (1980), 176 completions
- 296 Dan Marino (1983), 173 completions

Game

- 42 David Woodley (10/27/80 at N.Y. Jets), 22 completions
- 41 Bob Griese (12/23/67 vs. Houston), 16 completions
- 41 David Woodley (12/20/80 vs. N.Y. Jets), 20 completions

- 39 Bob Griese (11/12/67 at San Diego), 13 completions
- 39 John Beck (12/2/07 vs. N.Y. Jets), 23 completions

MOST PASS COMPLETIONS

Career

- 4,967 Dan Marino (1983-99)
- 1,926 Bob Griese (1967-80)
- 936 Jay Fiedler (2000-04)
- 508 David Woodley (1980-83)
- 388 Don Strock (1974-87)

Season

- 385 Dan Marino (1994), 615 attempts
- 378 Dan Marino (1986), 623 attempts
- 362 Dan Marino (1984), 564 attempts
- 354 Dan Marino (1988), 606 attempts
- 336 Dan Marino (1985), 567 attempts

Game

- 39 Dan Marino (11/16/86 at Buffalo), 54 attempts
- 38 Dan Marino (11/23/97 at New England), 60 attempts
- 35 Dan Marino (12/2/84 vs. L.A. Raiders), 57 attempts
- 35 Dan Marino (10/23/88 vs. N.Y. Jets), 60 attempts
- 35 Dan Marino (12/3/95 vs. Atlanta), 50 attempts
- 35 Chad Henne (12/27/09 vs. Houston), 55 attempts

MOST PASS COMPLETIONS BY ROOKIE

Season

- 176 David Woodley (1980), 327 attempts
- 173 Dan Marino (1983), 296 attempts
- 166 Bob Griese (1967), 331 attempts

Game

- 25 Dan Marino (10/30/83 vs. L.A. Rams), 38 attempts
- 23 John Beck (12/2/07 vs. N.Y. Jets), 39 attempts
- 22 David Woodley (10/27/80 at N.Y. Jets), 42 attempts
- 22 David Woodley (11/20/80 vs. San Diego), 34 attempts
- 20 David Woodley (12/20/80 vs. N.Y. Jets), 41 attempts

MOST CONSECUTIVE PASS COMPLETIONS

- 17 Chad Pennington (12/7/08 at Buffalo through 12/14/08 vs. San Francisco)
- 17 Chad Henne (12/13/09 at Jacksonville)
- 15 Dan Marino (11/8/92 at Indianapolis through 11/16/92 vs. Buffalo)
- 14 Dan Marino (11/17/96 at Houston through 11/25/96 vs. Pittsburgh)
- 13 Earl Morrall (12/1/75 vs. New England)
- 13 Dan Marino (11/10/96 vs. Indianapolis)

MOST TOUCHDOWN PASSES

Career

- 420 Dan Marino (1983-99)
- 192 Bob Griese (1967-80)
- 66 Jay Fiedler (2000-04)
- 39 Don Strock (1974-87)
- 34 David Woodley (1980-83)

Season

- 48 Dan Marino (1984) of 362 completions
- 44 Dan Marino (1986) of 378 completions
- 30 Dan Marino (1985) of 336 completions
- 30 Dan Marino (1994) of 385 completions
- 28 Dan Marino (1988) of 354 completions

Game

- 6 Bob Griese (11/24/77 at St. Louis)
- 6 Dan Marino (9/21/86 at N.Y. Jets)
- 5 Dan Marino (9/2/84 at Washington)
- 5 Dan Marino (12/8/85 at Green Bay)
- 5 Dan Marino (12/14/86 at L.A. Rams)
- 5 Dan Marino (11/27/88 at N.Y. Jets)
- 5 Dan Marino (9/4/94 vs. New England)
- 4 19 times (last – Dan Marino, 12/21/98 vs. Denver)

MOST TOUCHDOWN PASSES BY ROOKIE**Season**

- 20 Dan Marino (1983) of 173 completions
- 15 Bob Griese (1967) of 166 completions
- 14 David Woodley (1980) of 176 completions

Game

- 3 Bob Griese (12/17/67 vs. New England)
- 3 David Woodley (11/9/80 at L.A. Rams)
- 3 David Woodley (12/14/80 at Baltimore)
- 3 Dan Marino (10/9/83 vs. Buffalo)
- 3 Dan Marino (10/16/83 at N.Y. Jets)
- 3 Dan Marino (11/28/83 vs. Cincinnati)

MOST CONSECUTIVE GAMES WITH TOUCHDOWN PASS

- 30 Dan Marino (10th in 1985 through 2nd in 1987 and 6th through 10th in 1987)

MOST PASSES HAD INTERCEPTED**Career**

- 252 Dan Marino (1983-99)
- 172 Bob Griese (1967-80)
- 63 Jay Fiedler (2000-04)
- 42 David Woodley (1980-83)
- 37 Don Strock (1974-87)

Season

- 23 Dan Marino (1986), 623 attempts
- 23 Dan Marino (1988), 606 attempts
- 22 Dan Marino (1989), 550 attempts
- 21 Dan Marino (1985), 567 attempts
- 19 Jay Fiedler (2001), 450 attempts

Game

- 5 Bob Griese (12/23/67 vs. Houston), 41 attempts
- 5 Rick Norton (11/23/69 vs. Houston), 26 attempts
- 5 David Woodley (10/25/81 at Dallas), 37 attempts
- 5 Kyle Mackey (10/18/87 at N.Y. Jets), 55 attempts
- 5 Dan Marino (10/23/88 vs. N.Y. Jets), 60 attempts
- 5 Dan Marino (11/25/99 at Dallas), 36 attempts
- 5 A.J. Feeley (12/5/04 vs. Buffalo), 51 attempts

MOST PASSES HAD INTERCEPTED AS ROOKIE**Season**

- 18 Bob Griese (1967), 331 attempts

- 17 David Woodley (1980), 327 attempts
- 10 George Wilson, Jr. (1966), 112 attempts

Game

- 5 Bob Griese (12/23/67 vs. Houston), 41 attempts
- 3 Rick Norton (9/18/66 at Buffalo), 11 attempts
- 3 Bob Griese (11/26/67 vs. Buffalo), 33 attempts
- 3 David Woodley (9/28/80 vs. New Orleans), 15 attempts
- 3 John Beck (12/2/07 vs. N.Y. Jets), 39 attempts

MOST CONSECUTIVE GAMES WITH NO PASSES INTERCEPTED

- 5 Jay Fiedler (8th through 11th, 13th in 2000 - missed 12th in 2000)
- 4 Bob Griese (5th through 8th in 1971)
- 4 Dan Marino (4th through 7th in 1997)
- 4 Ray Lucas (9th through 12th in 2002)

MOST CONSECUTIVE PASSES WITH NONE INTERCEPTED

- 156 Dan Marino (3rd through 8th in 1997)
- 133 Cleo Lemon (13th through 16th in 2007)
- 122 Bob Griese (10th through 14th in 1967)

LOWEST INTERCEPTION RATE**Career (minimum 250 attempts)**

- 1.64 Chad Pennington (2008-09), 9 of 550 attempts
- 1.86 Cleo Lemon (2005-07), 7 of 377 attempts
- 2.63 Gus Frerotte (2005), 13 of 494 attempts
- 2.78 Damon Huard (1997-00), 8 of 288 attempts
- 3.02 Dan Marino (1983-99), 252 of 8,358 attempts

Season (minimum 150 attempts)

- 1.47 Chad Pennington (2008), 7 of 476 attempts
- 1.85 Damon Huard (1999), 4 of 216 attempts
- 1.94 Cleo Lemon (2007), 6 of 309 attempts
- 2.00 Dan Marino (1993), 3 of 150 attempts
- 2.01 Dan Marino (1997), 11 of 548 attempts
- 2.03 Dan Marino (1983), 6 of 296 attempts
- 2.07 Dan Marino (1990), 11 of 531 attempts

HIGHEST COMPLETION PERCENTAGE**Career (minimum 150 completions)**

- 67.6 Chad Pennington (2008-09), 372 of 550 attempts
- 60.7 Chad Henne (2008-09), 281 of 463 attempts
- 59.4 Dan Marino (1983-99), 4,967 of 8,358 attempts
- 59.0 Damon Huard (1997-00), 170 of 288 attempts
- 58.4 Jay Fiedler (2000-04), 936 of 1,603 attempts

Season (minimum 75 completions)

- 67.4 Chad Pennington (2008), 321 of 476 attempts
- 64.2 Dan Marino (1984), 362 of 564 attempts
- 64.1 Dan Marino (1995), 309 of 482 attempts
- 63.0 Bob Griese (1978), 148 of 235 attempts
- 62.6 Dan Marino (1994), 385 of 615 attempts

Game (minimum 12 completions)

- 92.3 Bob Griese (12/18/78 vs. New England), 12 of 13 attempts
- 85.0 Chad Pennington (9/21/08 at New England), 17 of 20 attempts
- *84.2 David Woodley (1/8/83 vs. New England), 16 of 19 attempts
- 82.4 Earl Morrall (12/17/75 vs. New England), 14 of 17 attempts
- 81.8 Don Strock (12/10/83 vs. Atlanta), 18 of 22 attempts
- 81.3 Dan Marino (12/4/88 vs. Indianapolis), 26 of 32 attempts
- 81.0 Bob Griese (10/22/67 vs. N.Y. Jets), 17 of 21 attempts

HIGHEST COMPLETION PERCENTAGE BY ROOKIE**Season (minimum 75 completions)**

- 58.4 Dan Marino (1983), 173 of 296 attempts
- 53.8 David Woodley (1980), 176 of 327 attempts
- 50.2 Bob Griese (1967), 166 of 331 attempts

Game (minimum 12 completions)

- 81.0 Bob Griese (10/22/67 vs. N.Y. Jets), 17 of 21 attempts
- 72.0 David Woodley (11/16/80 vs. San Francisco), 18 of 25 attempts
- 68.8 David Woodley (11/2/80 at Oakland), 11 of 16 attempts
- 66.7 Dan Marino (11/20/83 vs. Baltimore), 14 of 21 attempts
- 65.8 Dan Marino (10/30/83 vs. L.A. Rams), 25 of 38 attempts

HIGHEST PASSER RATING**Career (minimum 250 attempts)**

- 94.6 Chad Pennington (2008-09)
- 86.4 Dan Marino (1983-99)
- 77.1 Bob Griese (1967-80)
- 76.8 Jay Fiedler (2000-04)
- 76.2 Earl Morrall (1972-76)

Season (minimum 150 attempts)

- 108.9 Dan Marino (1984)
- 97.4 Chad Pennington (2008)
- 96.0 Dan Marino (1983)
- 95.9 Dan Marino (1993)
- 92.5 Dan Marino (1986)
- 91.0 Earl Morrall (1972)

HIGHEST PASSER RATING BY ROOKIE**Season (minimum 150 attempts)**

- 96.0 Dan Marino (1983)
- 63.1 David Woodley (1980)
- 61.6 Bob Griese (1967)

HIGHEST AVERAGE GAIN**Career (minimum 250 attempts)**

- 8.22 Earl Morrall (1972-76), 284/2,335 yards
- 7.39 Chad Pennington (2008-09), 550/4,066 yards
- 7.34 Dan Marino (1983-99), 8,358/61,361 yards
- 7.32 Bob Griese (1967-80), 3,429/25,092 yards
- 6.89 Jay Fiedler (2000-04), 1,603/11,040 yards

Season (minimum 150 attempts)

- 9.07 Earl Morrall (1972), 150/1,360
- 9.01 Dan Marino (1984), 564/5,084

- 8.86 Bob Griese (1975), 191/1,693
- 8.24 Bob Griese (1970), 245/2,019
- 8.12 Dan Marino (1993), 150/1,218

Game (minimum 20 attempts)

- *13.16 Dan Marino (1/6/85 vs. Pittsburgh), 32/421
- 12.52 Earl Morrall (12/15/74 vs. New England), 23/288
- 11.95 Jay Fiedler (11/27/03 at Dallas), 20/239
- 11.92 Dan Marino (9/30/84 at St. Louis), 36/429
- 11.43 Dan Marino (11/20/83 vs. Baltimore), 21/240

MOST 300-YARD PASSING GAMES**Career**

- 63 Dan Marino (1983-99)
- 3 Bob Griese (1967-80)
- 3 Jay Fiedler (2000-04)
- 3 Chad Henne (2008-09)
- 2 David Woodley (1980-83)
- 2 Steve DeBerg (1993)
- 2 Chad Pennington (2008-09)
- 1 John Stofa (1966-67, 1969-70)
- 1 Don Strock (1974-87)
- 1 Scott Mitchell (1990-93)
- 1 Bernie Kosar (1994-96)
- 1 A.J. Feeley (2004)
- 1 Gus Frerotte (2005)
- 1 Joey Harrington (2006)
- 1 Trent Green (2007)
- 1 Cleo Lemon (2007)

Season

- 9 Dan Marino (1984)
- 6 Dan Marino (1985)
- 6 Dan Marino (1986)
- 6 Dan Marino (1988)
- 5 Dan Marino (1989)
- 5 Dan Marino (1994)

MOST CONSECUTIVE 300-YARD PASSING GAMES

- 3 Dan Marino (14th through 16th in 1984)
- 3 Dan Marino (13th through 15th in 1988)
- 3 Dan Marino (11th through 13th in 1994)
- 3 Dan Marino (14th through 16th in 1998)

LONGEST PASS PLAYS

- 86t Bob Griese to Paul Warfield (11/14/71 vs. Pittsburgh)
- 85t Dan Marino to Mark Duper (11/20/83 vs. Baltimore)
- 85t Dan Marino to Mark Duper (11/2/86 vs. Houston)
- 80t George Wilson, Jr. to Bo Roberson (10/23/66 at Houston)
- 80t Dan Marino to Mark Duper (9/23/84 vs. Indianapolis)
- 80t Dan Marino to Ferrell Edmunds (11/27/88 at N.Y. Jets)
- 80t Dan Marino to Tony Martin (10/4/93 vs. Washington)
- 80t Brian Griese to James McKnight (11/23/03 vs. Washington)
- 80t Chad Pennington to Patrick Cobbs (10/12/08 at Houston)
- 79t Bob Griese to Nat Moore (11/2/75 at Chicago)

- 78t Dan Marino to Mark Clayton (11/12/89 at N.Y. Jets)
- 77t Scott Mitchell to Mark Ingram (10/31/93 vs. Kansas City)
- 77 Ray Lucas to James McKnight (11/24/02 vs. San Diego)
- 77t Sage Rosenfels to Chris Chambers (10/21/05 vs. Kansas City)
- 77t Sage Rosenfels to Chris Chambers (1/2/05 at Baltimore)
- **76t David Woodley to Jimmy Cefalo (1/30/83 vs. Washington)
- *75t Bob Griese to Paul Warfield (1/2/72 vs. Baltimore)

PASS RECEIVING

MOST RECEPTIONS

Career

- 550 Mark Clayton (1983-92)
- 511 Mark Duper (1982-92)
- 510 Nat Moore (1974-86)
- 415 O.J. McDuffie (1993-01)
- 405 Chris Chambers (2001-07)

Season

- 90 O.J. McDuffie (1998), 1,050 yards
- 86 Mark Clayton (1988), 1,129 yards
- 82 Chris Chambers (2005), 1,118 yards
- 76 O.J. McDuffie (1997), 943 yards
- 76 Davone Bess (2009), 758 yards

Game

- 15 Chris Chambers (12/4/05 vs. Buffalo), 238 yards
- 12 Jim Jensen (11/6/88 at New England), 110 yards
- *11 O.J. McDuffie (12/30/95 at Buffalo), 154 yards
- 11 O.J. McDuffie (12/13/98 vs. N.Y. Jets), 105 yards
- 11 Greg Camarillo (11/2/08 at Denver), 111 yards
- 11 Ted Ginn, Jr. (9/21/09 vs. Indianapolis), 108 yards
- 10 Duriel Harris (10/28/79 vs. Green Bay), 180 yards
- 10 Tony Nathan (9/29/85 at Denver), 120 yards
- **10 Tony Nathan (1/20/85 vs. San Francisco), 83 yards
- 10 Tony Nathan (12/8/85 at Green Bay), 86 yards
- *10 Tony Nathan (1/4/86 vs. Cleveland), 101 yards
- 10 Tony Nathan (9/28/86 vs. San Francisco), 101 yards
- 10 Ron Davenport (12/7/87 vs. N.Y. Jets), 72 yards
- 10 Mark Clayton (10/23/88 vs. N.Y. Jets), 153 yards
- 10 Keith Byars (9/25/94 at Minnesota), 79 yards
- 10 Tony Martin (10/10/99 at Indianapolis), 166 yards
- 10 Rob Konrad (1/2/00 at Washington), 68 yards
- 10 Davone Bess (12/6/09 vs. New England), 117 yards

MOST RECEPTIONS BY ROOKIE

Season

- 75 Terry Kirby (1993), 874 yards
- 67 Jack Clancy (1967), 868 yards
- 54 Davone Bess (2008), 554 yards

Game

- 10 Rob Konrad (1/2/00 at Washington), 68 yards
- 9 Terry Kirby (12/19/93 vs. Buffalo), 148 yards
- 9 Davone Bess (12/7/08 vs. Buffalo at Toronto), 74 yards

MOST CONSECUTIVE GAMES WITH RECEPTION

- 92 Mark Clayton (6th in 1986 through 16th in 1992 - missed 13th in 1986, 1st in 1989, 1st in 1990, 10th through 14th in 1990 and 1st through 3rd in 1992)
- 74 O.J. McDuffie (3rd in 1995 through 15th in 1999, missed 11th through 13th and 16th in 1999)
- 60 Chris Chambers (1st in 2003 through 13th in 2006 - missed 4th in 2004)
- 44 Oronde Gadsden (10th in 1999 through 6th in 2002 and 11th in 2003)
- 43 Mark Duper (16th in 1989 through 10th in 1992)
- 43 Keith Byars (1st in 1993 through 2nd in 1996 - missed 10th through 16th in 1994)

MOST RECEIVING YARDS

Career

- 8,869 Mark Duper (1982-92), 17.4 per catch
- 8,643 Mark Clayton (1983-92), 15.7 per catch
- 7,547 Nat Moore (1974-86), 14.8 per catch
- 5,688 Chris Chambers (2001-07), 14.0 per catch
- 5,074 O.J. McDuffie (1993-01), 12.2 per catch
- 4,534 Duriel Harris (1976-83, 1985), 16.9 per catch
- 3,592 Tony Nathan (1979-89), 9.4 per catch
- 3,355 Paul Warfield (1970-74), 21.5 per catch
- 3,252 Oronde Gadsden (1998-03), 14.3 per catch
- 3,190 Irving Fryar (1993-95), 16.0 per catch

Season

- 1,389 Mark Clayton (1984), 73 receptions
- 1,313 Mark Duper (1986), 67 receptions
- 1,306 Mark Duper (1984), 71 receptions
- 1,270 Irving Fryar (1994), 73 receptions
- 1,150 Mark Clayton (1986), 60 receptions
- 1,129 Mark Clayton (1988), 86 receptions
- 1,118 Chris Chambers (2005), 82 receptions
- 1,085 Mark Duper (1991), 70 receptions
- 1,053 Mark Clayton (1991), 70 receptions
- 1,050 O.J. McDuffie (1998), 90 receptions
- 1,037 Tony Martin (1999), 67 receptions
- 1,011 Mark Clayton (1989), 64 receptions
- 1,010 Irving Fryar (1993), 64 receptions
- 1,003 Mark Duper (1983), 51 receptions

Game

- 238 Chris Chambers (12/4/05 vs. Buffalo), 15 receptions
- 217 Mark Duper (11/10/85 vs. N.Y. Jets), 8 receptions
- 211 Irving Fryar (9/4/94 vs. New England), 5 receptions

- 210 Nat Moore (10/4/81 vs. N.Y. Jets), 7 receptions
- 202 Mark Duper (10/9/83 vs. Buffalo), 7 receptions

MOST RECEIVING YARDS BY ROOKIE

Season

- 883 Chris Chambers (2001), 48 receptions
- 874 Terry Kirby (1993), 75 receptions
- 868 Jack Clancy (1967), 67 receptions

Game

- 148 Terry Kirby (12/19/93 vs. Buffalo), 9 receptions
- 126 Jack Clancy (12/3/67 at Houston), 7 receptions
- 124 Chris Chambers (12/22/01 at New England), 7 receptions

MOST RECEIVING TOUCHDOWNS

Career

- 81 Mark Clayton (1983-92), 550 receptions
- 74 Nat Moore (1974-86), 510 receptions
- 59 Mark Duper (1982-92), 511 receptions
- 43 Chris Chambers (2001-07), 405 receptions
- 33 Paul Warfield (1970-74), 156 receptions

Season

- 18 Mark Clayton (1984), 73 receptions
- 14 Mark Clayton (1988), 86 receptions
- 12 Nat Moore (1977), 52 receptions
- 12 Mark Clayton (1991), 70 receptions
- 11 Karl Noonan (1968), 58 receptions
- 11 Paul Warfield (1971), 43 receptions
- 11 Paul Warfield (1973), 29 receptions
- 11 Mark Duper (1986), 67 receptions
- 11 Chris Chambers (2003), 64 receptions
- 11 Chris Chambers (2005), 82 receptions

Game

- 4 Paul Warfield (12/15/73 vs. Detroit), 21,7,16,4
- 4 Mark Ingram (11/27/94 at N.Y. Jets), 10,17,28,8
- 3 Paul Warfield (11/14/71 vs. Pittsburgh), 12,86,60
- 3 Nat Moore (11/24/77 at St. Louis), 4,9,28
- 3 Mark Clayton (12/17/84 vs. Dallas), 41,39,63
- 3 Mark Duper (12/20/87 at L.A. Rams), 69,5,20
- 3 Mark Duper (12/20/87 vs. Washington), 26,59,6
- 3 Irving Fryar (9/4/94 vs. New England), 54,50,35
- 3 O.J. McDuffie (11/29/98 vs. New Orleans), 22,7,9
- 3 Lamar Thomas (12/21/98 vs. Denver), 9,56,17
- 3 Chris Chambers (11/27/03 at Dallas), 39,6,35

MOST RECEIVING TOUCHDOWNS BY ROOKIE

Season

- 7 Chris Chambers (2001), 48 receptions
- 5 Andre Brown (1989), 24 receptions
- 4 Randy McMichael (2002), 39 receptions
- 3 Jack Harper (1967), 11 receptions
- 3 Jimmy Cefalo (1978), 6 receptions

- 3 Ferrell Edmunds (1988), 33 receptions
- 3 Terry Kirby (1993), 75 receptions
- 3 Brian Hartline (2009), 31 receptions

MOST CONSECUTIVE GAMES WITH RECEIVING TOUCHDOWN

- 6 Paul Warfield (4th through 9th in 1971)
- 6 Mark Clayton (13th through 16th in 1988 and 2nd through 3rd in 1989)

HIGHEST RECEIVING AVERAGE

Career (minimum 100 receptions)

- 21.5 Paul Warfield (1970-74), 156 receptions
- 17.4 Mark Duper (1982-92), 511 receptions
- 16.9 Duriel Harris (1976-83, 1985), 269 receptions
- 16.0 Irving Fryar (1993-95), 199 receptions

Season (minimum 24 receptions)

- 25.1 Paul Warfield (1970), 28/703 yards
- 23.2 Paul Warfield (1971), 43/996 yards
- 21.8 Jimmy Cefalo (1981), 29/631 yards
- 20.9 Paul Warfield (1972), 29/606 yards
- 20.0 Bo Roberson (1966), 26/519 yards

Game (minimum three receptions)

- 52.7 Paul Warfield (11/14/71 vs. Pittsburgh) 3/158
- 42.7 Chris Chambers (10/24/04 vs. St. Louis), 3/128
- 42.2 Irving Fryar (9/4/94 vs. New England), 5/211
- 41.3 Nat Moore (10/10/76 at Baltimore), 3/124
- 40.0 Paul Warfield (10/3/70 vs. Oakland), 3/120

HIGHEST RECEIVING AVERAGE BY ROOKIE

Season (minimum 24 receptions)

- 18.4 Chris Chambers (2001), 48/883 yards
- 17.4 Ferrell Edmunds (1988), 33/575 yards
- 17.1 Andre Brown (1989), 24/410 yards

Game (minimum three receptions)

- 37.7 Chris Chambers (11/11/01 at Indianapolis), 3/113
- 31.3 Brian Hartline (10/25/09 vs. New Orleans), 3/94
- 30.3 Mel Baker (12/15/74 vs. New England), 4/121

MOST 100-YARD RECEIVING GAMES

Career

- 28 Mark Duper (1982-92)
- 22 Mark Clayton (1983-92)
- 17 Chris Chambers (2001-07)
- 12 Nat Moore (1974-86)
- 10 Paul Warfield (1970-74)
- 10 Duriel Harris (1976-83, 1985)
- 10 Irving Fryar (1993-95)

Season

- 8 Mark Duper (1986)
- 6 Mark Clayton (1984)
- 6 Irving Fryar (1994)
- 5 Mark Clayton (1989)
- 5 Tony Martin (1999)
- 4 Paul Warfield (1971)
- 4 Duriel Harris (1979)
- 4 Mark Duper (1984)
- 4 Chris Chambers (2004)

MOST 100-YARD RECEIVING GAMES BY ROOKIE

- 3 Jack Clancy (1967)
- 3 Chris Chambers (2001)
- 2 Terry Kirby (1993)
- 1 Mel Baker (1974)
- 1 Duriel Harris (1976)
- 1 Ferrell Edmunds (1988)
- 1 Andre Brown (1989)

MOST CONSECUTIVE 100-YARD RECEIVING GAMES

- 4 Irving Fryar (10th through 13th in 1994)
- 3 Mark Clayton (14th through 16th in 1984)
- 3 Mark Duper (3rd through 5th in 1986)
- 3 Chris Chambers (11th through 13th in 2005)

TOTAL YARDS FROM SCRIMMAGE

(rushing/receiving)

Career

- 8,859 Mark Duper (1982-92), -10/8,869
- 8,751 Mark Clayton (1983-92), 108/8,643
- 7,795 Nat Moore (1974-86), 248/7,547
- 7,425 Larry Csonka (1968-74, 1979), 6,737/688
- 7,135 Tony Nathan (1979-87), 3,543/3,592

Season

- 2,216 Ricky Williams (2002), 1,853/363
- 1,723 Ricky Williams (2003), 1,372/351
- 1,450 Delvin Williams (1978), 1,258/192
- 1,424 Mark Clayton (1984), 35/1,389
- 1,385 Ricky Williams (2009), 1,121/264

Game

- 252 Troy Stradford (11/22/87 at Dallas), 169/83
- 238 Chris Chambers (12/4/05 vs. Buffalo), 0/238
- 235 Ricky Williams (12/1/02 at Buffalo), 228/7
- *227 Lamar Smith (12/30/00 vs. Indianapolis), 209/18
- 217 Mark Duper (11/10/85 vs. N.Y. Jets), 0/217

By Rookie, Season

- 1,264 Terry Kirby (1993), 390/874
- 1,255 Karim Abdul-Jabbar (1996), 1,116/139
- 1,139 Ronnie Brown (2005), 907/232
- 1,076 Troy Stradford (1987), 619/457
- 1,043 Jim Kiick (1968), 621/422

COMBINED YARDAGE

(rushing/receiving/returns)

Career

- 9,276 Mark Clayton (1983-92), 108/8,643/525
- 8,950 Nat Moore (1974-86), 248/7,547/1,155
- 8,859 Mark Duper (1982-92), -10/8,869/0
- 8,752 Tony Nathan (1979-87), 3,543/3,592/1,617
- 8,353 O.J. McDuffie (1993-01), 49/5,074/3,230

Season

- 2,216 Ricky Williams (2002), 1,853/363/0
- 2,208 Wes Welker (2005), 5/434/1,769
- 2,129 Wes Welker (2006), 0/687/1,442
- 2,086 Ted Ginn, Jr. (2007) 3/420/1,663
- 1,777 Wes Welker (2004), 0/0/1,777

Game

- 302 Mercury Morris (11/1/70 at Baltimore) 8-89/3-68/6-145
- 299 Ted Ginn, Jr. (11/1/09 at N.Y. Jets), 0-0, 0-0, 6-299
- 297 Wes Welker (10/16/05 at Tampa Bay) 0-0/3-97/10-200
- *280 O.J. McDuffie (12/30/95 at Buffalo) 1-9/11-154/6-117
- 258 Wes Welker (10/21/05 vs. Kansas City) 0-0/2-41/9-217

By Rookie, Season

- 2,086 Ted Ginn, Jr. (2007) 3/420/1,663
- 1,777 Wes Welker (2004), 0/0/1,777
- 1,683 Chris Chambers (2001), -11/883/811

PUNTING

MOST PUNTS

Career

- 633 Larry Seiple (1967-77), 25,347 yards
- 555 Reggie Roby (1983-92), 24,035 yards
- 339 Matt Turk (2000-01, 2003-04), 13,910 yards

Season

- 98 Matt Turk (2004), 41.7 average
- 93 Klaus Wilmsmeyer (1998), 42.5 average
- 92 Matt Turk (2000), 42.1 average
- 88 Donnie Jones (2005), 43.5 average
- 85 Donnie Jones (2006), 42.8 average

Game

- 11 Matt Turk (12/7/03 at New England), 406 yards
- 10 George Wilson, Jr. (9/9/66 vs. N.Y. Jets), 483 yards
- 10 George Roberts (10/12/80 at New England), 445 yards
- 10 Klaus Wilmsmeyer (9/20/98 vs. Pittsburgh), 458 yards
- 10 Matt Turk (9/19/04 at Cincinnati), 400 yards
- 10 Donnie Jones (12/25/06 vs. N.Y. Jets), 427 yards
- 10 Brandon Fields (12/23/07 at New England), 446 yards

HIGHEST GROSS PUNTING AVERAGE

Career (minimum 120 punts)

- 44.5 Brandon Fields (2007-09), 226 punts
- 44.2 John Kidd (1994-97), 201 punts
- 43.3 Reggie Roby (1983-92), 555 punts
- 43.2 Donnie Jones (2005-06), 173 punts
- 41.0 George Roberts (1978-80), 237 punts
- 41.0 Matt Turk (2000-01, 2003-04), 339 punts

Season (minimum 40 punts)

- 46.295 John Kidd (1996), 78 punts
- 46.293 Brandon Fields (2009), 75 punts
- 45.7 Reggie Roby (1991), 54 punts
- 44.7 Reggie Roby (1984), 51 punts
- 44.2 Reggie Roby (1986), 56 punts
- 43.7 Reggie Roby (1985), 59 punts

Game (minimum 4 punts)

- 58.5 Reggie Roby (9/28/86 vs. San Francisco), 4-234 yards
- 54.4 John Kidd (10/27/96 vs. Dallas), 5-272 yards
- 53.8 Reggie Roby (10/20/91 vs. Houston), 4-215 yards

- 52.71 Reggie Roby (9/22/91 vs. Green Bay),
7-369 yards
52.67 Donnie Jones (9/24/06 vs. Tennessee),
6-316 yards

HIGHEST NET PUNTING AVERAGE

Season (since 1982)

- 39.8 Brandon Fields (2009), 75 punts
39.3 Donnie Jones (2005), 88 punts
38.8 John Kidd (1996), 78 punts

LONGEST PUNTS

- 77 Reggie Roby (11/29/87 at Buffalo), net 77
77 Matt Turk (11/25/01 at Buffalo),
touchback
73 Larry Seiple (11/14/71 vs. Pittsburgh),
touchback
73 Reggie Roby (9/28/86 vs. San Francisco),
touchback
73 Reggie Roby (10/5/86 at New England),
net 73
71 George Roberts (11/2/80 at Oakland),
net 62
71 Brandon Fields (11/2/08 at Denver),
touchback

MOST INSIDE-THE-20

Season (since 1982)

- 31 Donnie Jones (2005), 88 punts
29 Matt Turk (2004), 98 punts
28 Matt Turk (2001), 81 punts
28 Donnie Jones (2006), 85 punts

PUNT RETURNS

MOST PUNT RETURNS

Career

- 127 Jake Scott (1970-75)
127 O.J. McDuffie (1993-01)
127 Wes Welker (2004-06)
79 Tom Vigorito (1981-85)
75 Scott Schwedes (1987-90)

Season

- 43 Wes Welker (2004), 10.8 average
43 Wes Welker (2005), 9.1 average
41 Mark Clayton (1983), 9.6 average
41 Wes Welker (2006), 9.2 average

Game

- 7 Mercury Morris (10/19/69 at Kansas
City), 17.6 average
7 Lamont Brightful (9/19/04 at Cincinnati),
11.1 average
6 Jake Scott (11/10/74 at New Orleans),
16.5 average
6 Freddie Solomon (12/5/77 vs. Baltimore),
9.3 average
6 Tom Vigorito (11/30/81 vs. Philadelphia),
12.2 average
6 Mark Clayton (11/20/83 vs. Baltimore),
16.2 average
6 Vince Heflin (9/23/84 vs. Indianapolis),
12.7 average
*6 Nate Jacquet (1/9/00 at Seattle), 10.5
avg.
6 Wes Welker (12/5/04 vs. Buffalo), 8.5 avg.

MOST PUNT RETURN YARDS

Career

- 1,330 Jake Scott (1970-75)
1,232 Wes Welker (2004-06)
1,127 O.J. McDuffie (1993-01)
830 Tom Vigorito (1981-85)
810 Freddie Solomon (1975-77)

Season

- 464 Wes Welker (2004), 10.8 average
392 Mark Clayton (1983), 9.6 average
390 Wes Welker (2005), 9.1 average

Game

- 123 Mercury Morris (10/19/69 at Kansas
City), 7 returns
114 O.J. McDuffie (12/13/93 vs. Pittsburgh),
5 returns
106 James Pruitt (9/14/86 vs. Indianapolis),
2 returns

MOST PUNT RETURN TOUCHDOWNS

Career

- 2 Freddie Solomon (1975-77)
2 Tom Vigorito (1981-85)
2 O.J. McDuffie (1993-01)

Season

- 2 O.J. McDuffie (1993)

LONGEST PUNT RETURNS

- 87t Tom Vigorito (9/10/81 vs. Pittsburgh)
87t Ted Ginn, Jr. (11/18/07 at Philadelphia)
86t Tony Nathan (10/14/79 vs. Buffalo)
81t Jeff Ogden (10/29/00 vs. Green Bay)
79t Freddie Solomon (12/5/76 vs. Buffalo)
77t Jake Scott (11/22/70 vs. Baltimore)
72t O.J. McDuffie (12/13/93 vs. Pittsburgh)
71t James Pruitt (9/14/86 vs. Indianapolis)
71t O.J. McDuffie (10/24/93 vs. Indianapolis)
71 Wes Welker (12/20/04 vs. New England)

HIGHEST PUNT RETURN AVERAGE

Career (minimum 50 returns)

- 13.7 Jeff Ogden (2000-01), 51 returns
11.4 Freddie Solomon (1975-77), 71 returns
10.5 Jake Scott (1970-75), 127 returns
10.5 Tom Vigorito (1981-85), 79 returns

Season (minimum 15 returns)

- 17.0 Jeff Ogden (2000), 19 returns
12.5 Nate Jacquet (1999), 28 returns
12.3 Freddie Solomon (1975), 26 returns
12.2 Terrell Buckley (1998), 29 returns
12.1 Jake Scott (1973), 22 returns

Game (minimum 4 returns)

- 22.8 O.J. McDuffie (12/13/93 vs. Pittsburgh),
5-114 yards
21.5 O.J. McDuffie (10/24/93 vs. Indianapolis),
4-86 yards
21.5 Nate Jacquet (10/17/99 at New England),
4-86 yards
18.8 Charlie Babb (11/23/75 vs. Baltimore),
4-75 yards

MOST FAIR CATCHES

Career

- 91 O.J. McDuffie (1993-01) of 218 punts
64 Wes Welker (2004-06) of 191 punts
55 Jake Scott (1970-75) of 182 punts
30 Scott Miller (1991-94) of 83 punts

- 29 Dick Anderson (1968-77) of 74 punts
- Season**
- 29 Wes Welker (2006) of 70 punts
 24 O.J. McDuffie (1996) of 46 punts
 23 Wes Welker (2005) of 66 punts
 22 O.J. McDuffie (1993) of 36 punts
 18 Jake Scott (1971) of 51 punts

- Game**
- 6 Jake Scott (12/20/70 vs. Buffalo) of 8 punts

KICKOFF RETURNS

MOST KICKOFF RETURNS

Career

- 166 Wes Welker (2004-06)
 147 Ted Ginn, Jr. (2007-09)
 123 Fulton Walker (1981-85)
 111 Mercury Morris (1969-75)
 107 Brock Marion (1998-03)

Season

- 63 Ted Ginn, Jr. (2007), 22.7 average
 62 Brock Marion (1999), 24.6 average
 61 Wes Welker (2005), 22.6 average
 57 Wes Welker (2004), 23.0 average
 52 Ted Ginn, Jr. (2009), 24.9 average

Game

- 8 Ted Ginn, Jr. (12/2/07 vs. N.Y. Jets), 24.8 average)
 8 Ted Ginn, Jr. (11/23/08 vs. New England), 19.3 avg.)
 7 Nine times (last – Wes Welker, 10/21/05 at Kansas City, 23.1 avg.)

MOST KICKOFF RETURN YARDS

Career

- 3,756 Wes Welker (2004-06)
 3,386 Ted Ginn, Jr. (2007-09)
 2,947 Mercury Morris (1969-75)
 2,944 Fulton Walker (1981-85)
 2,517 Brock Marion (1998-03)

Season

- 1,524 Brock Marion (1999), 24.6 average
 1,433 Ted Ginn, Jr. (2007), 22.7 average
 1,379 Wes Welker (2005), 22.6 average
 1,313 Wes Welker (2004), 23.0 average
 1,296 Ted Ginn, Jr. (2009), 24.9 average

Game

- 299 Ted Ginn, Jr. (11/1/09 at N.Y. Jets), long 101t
 215 Travis Minor (10/13/02 at Denver), long 66
 210 Wes Welker (1/2/05 at Baltimore), long 95t
 205 Albert Johnson (9/29/02 at Kansas City), long 49
 204 Gene Milton (9/21/68 vs. Oakland), long 73

MOST KICKOFF RETURN TOUCHDOWNS

Career

- 3 Mercury Morris (1969-75)
 2 Ted Ginn, Jr. (2007-09)
 1 by four players (last – Wes Welker, 1/2/05 at Baltimore)

Season

- 2 Ted Ginn, Jr. (2009)
 1 Seven times (last – Wes Welker, 1/2/05 at Baltimore)

Game

- 2 Ted Ginn, Jr. (11/1/09 at N.Y. Jets), 100, 101 yards
 1 Seven times (last – Wes Welker, 1/2/05 at Baltimore)

LONGEST KICKOFF RETURNS

- 105t Mercury Morris (9/14/69 at Cincinnati)
 101t Ted Ginn, Jr. (11/1/09 at N.Y. Jets)
 100t Ted Ginn, Jr. (11/1/09 at N.Y. Jets)
 **98t Fulton Walker (1/30/83 vs. Washington)
 97t Marc Logan (10/1/89 at Houston)
 96t Mercury Morris (12/6/70 vs. Boston)
 95t Joe Auer (9/2/66 vs. Oakland)
 95 Bobby Neff (9/14/68 vs. Houston)
 95t Wes Welker (1/2/05 at Baltimore)

HIGHEST KICKOFF RETURN AVERAGE

Career (minimum 50 returns)

- 26.5 Mercury Morris (1969-75), 111 returns
 25.3 Duriel Harris (1976-83, 1985), 56 returns
 23.9 Fulton Walker (1981-85), 123 returns

Season (minimum 14 returns)

- 32.9 Duriel Harris (1976), 17 returns, 559 yards
 29.6 Gary Davis (1977), 14 returns, 414 yards
 29.0 Mercury Morris (1970), 28 returns, 812 yards

Game (minimum 4 returns)

- 49.8 Ted Ginn, Jr. (11/1/09 at N.Y. Jets), 6-299
 **47.5 Fulton Walker (1/30/83 vs. Washington), 4-190
 42.8 Freddie Solomon (10/9/77 at Baltimore), 4-171

INTERCEPTIONS

MOST INTERCEPTIONS

Career

- 35 Jake Scott (1970-75)
 34 Dick Anderson (1968-77)
 31 Sam Madison (1997-05)
 29 Glenn Blackwood (1979-87)
 29 Patrick Surtain (1998-04)

Season

- 10 Dick Westmoreland (1967), 127 yards
 8 Willie West (1966), 62 yards
 8 Dick Anderson (1968), 230 yards
 8 Dick Anderson (1970), 191 yards
 8 Dick Anderson (1973), 163 yards
 8 Jake Scott (1974), 75 yards
 8 Terrell Buckley (1998), 157 yards
 8 Sam Madison (1998), 114 yards

Game

- 4 Dick Anderson (12/3/73 vs. Pittsburgh), 121 yards
 3 Willie West (10/23/66 at Houston), 49 yards
 3 Dick Westmoreland (1/26/67 vs. Buffalo), 43 yards
 3 Charlie Babb (9/22/75 vs. Oakland), 18 yards
 3 Curtis Johnson (11/9/75 vs. N.Y. Jets), 25 yards
 3 Larry Gordon (12/10/78 vs. Oakland), 35 yards
 *3 A.J. Duhe (1/23/83 vs. N.Y. Jets), 36 yards

- 3 William Judson (10/16/83 at N.Y. Jets), 23 yards
- 3 Louis Oliver (10/4/92 at Buffalo), 170 yards
- 3 Sam Madison (11/7/99 vs. Tennessee), 101 yards

MOST INTERCEPTIONS BY ROOKIE

Season

- 8 Dick Anderson (1968), 230 yards
- 5 Lloyd Mumphord (1969), 102 yards
- 5 Jake Scott (1970), 112 yards
- 5 Don McNeal (1980), 17 yards

Game

- 2 Dick Anderson (11/24/68 at Boston), 109 yards
- 2 Jake Scott (12/7/69 vs. Denver), 0 yards
- 2 Don McNeal (10/12/80 at New England), 2 yards
- 2 Jarvis Williams (10/9/88 at L.A. Raiders), 23 yards

MOST CONSECUTIVE GAMES WITH INTERCEPTION

- 5 Dick Westmoreland (9th through 13th in 1967)

MOST INTERCEPTION RETURN YARDS

Career

- 792 Dick Anderson (1968-77), 23.3 average
- 569 Louis Oliver (1989-93, 1995-96), 23.7 average
- 487 Sam Madison (1997-05), 15.7 average
- 431 Brock Marion (1998-03), 21.6 average
- 425 Jake Scott (1970-75), 12.1 average
- 425 Terrell Buckley (1995-99, 2003), 17.7 average

Season

- 230 Dick Anderson (1968), 8 for 28.8 average
- 227 Brock Marion (2001), 5 for 45.4 average
- 200 Louis Oliver (1992), 5 for 40.0 average
- 198 Jimmy Warren (1966), 5 for 39.6 average

Game

- 170 Louis Oliver (10/4/92 at Buffalo), 3 interceptions
- 121 Dick Anderson (12/3/73 vs. Pittsburgh), 4 interceptions
- 109 Dick Anderson (11/24/68 at Boston), 2 interceptions

LONGEST INTERCEPTION RETURNS

- 103t Louis Oliver (10/4/92 at Buffalo), Jim Kelly
- 100t Brock Marion (1/6/02 vs. Buffalo), Travis Brown
- 96t Dick Anderson (11/24/68 at Boston), Tom Sherman
- 91t Terrell Buckley (10/13/96 at Buffalo), Jim Kelly
- 86t Dick Anderson (12/20/70 vs. Buffalo), Dennis Shaw
- 86t William Judson (60t), Mike Kozlowski (26, lateral), (9/9/84 vs. New England), Steve Grogan
- 76t Troy Vincent (58t), Gene Atkins (18, lateral), (12/12/94 vs. Kansas City), Steve Bono
- 74t Terrell Buckley (12/21/03 at Buffalo), Drew Bledsoe

- 70t Jimmy Warren (11/13/66 at Kansas City), Len Dawson
- 70 Sammy Knight (11/27/03 at Dallas), Quincy Carter
- 67t Troy Vincent (9/3/95 vs. N.Y. Jets), Boomer Esiason
- *62t Dick Anderson (1/2/72 vs. Baltimore), John Unitas
- 62 Brock Marion (9/22/02 vs. N.Y. Jets), Chad Pennington
- 61t William Judson (9/8/85 at Houston), Warren Moon
- 61t Calvin Jackson (11/25/96 vs. Pittsburgh), Mike Tomczak
- 61 Terrell Buckley (12/13/98 vs. N.Y. Jets), Vinny Testaverde

TOUCHDOWN INTERCEPTIONS

Career

- 4 Zach Thomas (1996-2007)
- 3 Dick Anderson (1968-77)
- 3 Terrell Buckley (1995-99, 2003)
- 3 Jason Taylor (1997-2007, 2009)
- 2 Dick Westmoreland (1966-69)
- 2 Jimmy Warren (1966-67)
- 2 Bill Stanfill (1969-76)
- 2 Lloyd Mumphord (1969-74)
- 2 Mike Kozlowski (1979-86)
- 2 Don McNeal (1980-89)
- 2 William Judson (1982-89)
- 2 Louis Oliver (1989-93, 1995-96)
- 2 Troy Vincent (1992-95)
- 2 Sam Madison (1997-2005)
- 2 Brock Marion (1998-2003)
- 2 Patrick Surtain (1998-2004)

Season

- 2 Bill Stanfill (1969), 15,17 yards
- 2 Dick Anderson (1973), 27,38 yards
- 2 Mike Kozlowski (1983), 35,38 yards
- 2 Zach Thomas (1998), 17,1 yards
- 2 Brock Marion (2001), 26,100 yards
- 2 Jason Taylor (2006), 20,51 yards

Game

- 2 Dick Anderson (12/3/73 vs. Pittsburgh)
- 2 Mike Kozlowski (12/16/83 vs. N.Y. Jets)

SACKS

MOST SACKS

Career

- 124 Jason Taylor (1997-2007, 2009)
- 67½ Bill Stanfill (1969-76)
- 65½ Doug Betters (1978-87)
- 64 Vern Den Herder (1971-81)
- 59½ Jeff Cross (1988-95)

Season

- 18½ Bill Stanfill (1973)
- 18½ Jason Taylor (2002)
- 17½ Joey Porter (2008)
- 16½ Trace Armstrong (2000)
- 16 Doug Betters (1983)

Game

- 5 Bill Stanfill (10/7/73 vs. N.Y. Jets)
- 5 Vern Den Herder (10/21/73 vs. Buffalo)
- 5 Bill Stanfill (11/17/74 vs. Buffalo)
- 4 Vern Den Herder (9/22/74 at Buffalo)
- 4 Vern Den Herder (11/11/79 vs. Baltimore)

- 4 Doug Betters (9/4/83 at Buffalo)
- 4 E.J. Junior (10/6/91 at New England)
- 4 Joey Porter (9/21/08 at New England)

MOST SACKS BY ROOKIE

Season

- 8 Bill Stanfill (1969)
- 8 Lorenzo Bromell (1998)
- 7 A.J. Duhe (1977)
- 6 Marco Coleman (1992)
- 5 Derrick Rodgers (1997)
- 5 Jason Taylor (1997)

Game

- 3 A.J. Duhe (11/6/77 at N.Y. Jets)
- 3 Marco Coleman (10/25/92 vs. Indianapolis)
- 2 Bill Stanfill (10/26/69 vs. Buffalo)
- 2 Bob Baumhower (11/20/77 at Cincinnati)
- 2 A.J. Duhe (12/11/77 at New England)
- 2 Doug Betters (10/29/78 vs. Baltimore)
- 2 Charles Bowser (1/2/83 at Baltimore)
- 2 John Bosa (12/17/87 vs. N.Y. Jets)
- 2 Marco Coleman (11/1/92 at N.Y. Jets)
- 2 Shane Burton (12/1/96 at Oakland)
- 2 Derrick Rodgers (10/12/97 at N.Y. Jets)
- 2 Lorenzo Bromell (9/13/98 vs. Buffalo)
- 2 Lorenzo Bromell (11/29/98 vs. New Orleans)

FUMBLES

MOST FUMBLES

Career

- 106 Dan Marino (1983-99)
- 52 Bob Griese (1967-80)
- 34 Tony Nathan (1979-87)
- 29 Mercury Morris (1969-75)
- 27 Jay Fiedler (2000-04)
- 26 Ricky Williams (2002-03, 2005, 2007-09)

Season

- 13 Gus Frerotte (2005)
- 10 A.J. Feeley (2004)
- 9 Bob Griese (1971)
- 9 Tony Nathan (1980)
- 9 Dan Marino (1985)
- 9 Dan Marino (1986)
- 9 Dan Marino (1994)
- 9 Dan Marino (1998)
- 9 Jay Fiedler (2004)
- 8 Six times (last – Ray Lucas, 2002)

Game

- 4 Craig Erickson (10/6/96 vs. Seattle)
- 3 11 times (last: Ricky Williams, 12/13/09 at Jacksonville)

MOST FUMBLES BY ROOKIE

Season

- 8 Tony Nathan (1979)
- 7 Scott Schwedes (1987)
- 7 John Beck (2007)

Game

- 3 Rick Norton (9/9/66 vs. N.Y. Jets)
- 3 Scott Schwedes (12/13/87 at Philadelphia)
- 3 John Beck (12/2/07 vs. N.Y. Jets)

MOST OWN FUMBLE RECOVERIES

Career

- 38 Dan Marino (1983-99)
- 23 Bob Griese (1967-80)

Season

- 7 Dan Marino (1988)
- 6 Bob Griese (1971)
- 4 Rick Norton (1969)
- 4 Dan Marino (1986)
- 4 Gus Frerotte (2005)

Game

- 3 Rick Norton (11/9/69 at Boston)
- 3 Craig Erickson (10/6/96 vs. Seattle)
- 3 Lamont Brightful (9/19/04 at Cincinnati)
- 3 Cleo Lemon (12/9/07 at Buffalo)

MOST OPPONENT FUMBLE RECOVERIES

Career

- 27 Jason Taylor (1997-2007, 2009)
- 17 Dick Anderson (1968-77)
- 17 Bob Baumhower (1977-86)
- 14 Vern Den Herder (1971-81)
- 12 Larry Gordon (1976-82)

Season

- 6 Dick Anderson (1972)
- 5 Bud Brown (1985)
- 4 11 times (last – Jason Taylor, 2001)

Game

- 2 Tom Nomina (11/13/66 at Kansas City), 0 yards
- 2 Art Powell (10/18/70 at Buffalo), 0 yards
- 2 Jim Riley (11/7/76 vs. Buffalo), 0 yards
- 2 Jeris White (11/28/76 at Cleveland), 0 yards
- 2 Bob Baumhower (12/11/77 at New England), 0 yards
- 2 Tim Foley (11/29/79 vs. New England), 2 yards
- 2 Glenn Blackwood (10/19/80 vs. Buffalo), 0 yards
- 2 Doug Betters (11/6/83 at San Francisco), 0 yards
- 2 Bud Brown (9/8/85 vs. Houston), 6 yards
- 2 Bryan Cox (10/31/93 vs. Kansas City), 1 yard
- 2 Jason Taylor (10/7/01 vs. New England), 1 yard, 1 TD

FUMBLE RETURNS FOR TOUCHDOWNS

- 85t Jason Taylor (9/11/05 vs. Denver), Jake Plummer
- 59t Trell Hooper (10/11/87 vs. Kansas City), Robert Parker
- 55t Liffort Hobley (10/11/87 vs. Kansas City), Chris Smith
- 48t Renaldo Hill (11/19/06 vs. Minnesota), Chester Taylor
- 48t Jason Taylor (11/1/09 at N.Y. Jets), Shonn Greene
- 44t Don Bessillieu (10/19/80 vs. Buffalo), Joe Cribbs
- 43t Michael Lehan (12/2/07 vs. N.Y. Jets), Kellen Clemens
- 37t Pat Johnson (12/24/95 at St. Louis), Todd Kinchen
- 35t Dick Anderson (10/15/72 vs. San Diego), Mike Garrett
- 34t Jason Taylor (11/27/03 at Dallas), Quincy Carter
- 29t Jason Taylor (10/1/00 at Cincinnati), Akili Smith

- 25t Mike Kozlowski (12/6/81 vs. New England), Sam Cunningham
 22t Terrell Buckley (10/27/97 vs. Chicago), Ricky Proehl
 21t Bob Baumhower (10/7/84 at Pittsburgh), Mark Malone
 20t Sam Madison (10/8/00 vs. Buffalo), Sammy Morris
 19t Liffort Hobley (10/9/88 at L.A. Raiders), Vance Mueller
 15t Jimmy Warren off lateral from Bob Neff, (12/17/67 vs. Boston), Jim Nance
 13t Nick Buoniconti (9/30/73 vs. New England), John Tarver
 13t Bob Baumhower (10/9/78 vs. Cincinnati), Dave Turner
 13t Brian Sochia (12/30/90 vs. Indianapolis), Jeff George
 10t Willie West (10/6/68 at Houston), Bob Davis
 10t Sean Hill (9/1/96 vs. New England), Louis Oliver
 7t Bob Brudzinski (10/27/85 at Detroit), Eric Hipple
 4t O.J. McDuffie (10/12/97 at N.Y. Jets), Charles Jordan
 4t Jason Taylor (9/13/99 at Denver), Brian Griese
 2t Randy McMichael (10/12/03 at Jacksonville), Obafemi Ayanbadejo
 1t Cliff Odum (10/28/90 at Indianapolis), Jack Trudeau
 1t Jason Taylor (10/7/01 vs. New England), Tom Brady
 1t Derrick Pope (11/28/04 at San Francisco), Tim Rattay
 0t Chuck Klingbeil (9/22/91 vs. Green Bay), Don Majkowski
 0t Scott Miller (9/1/96 vs. New England), Stanley Pritchett
 0t Tim Bowens (11/30/97 at Oakland), Jeff George
 0t Travis Minor (10/28/01 at Seattle), Jay Fiedler
 0t Trent Gamble (9/8/02 vs. Detroit), Chris Cash

TOUCHDOWN FUMBLE RETURNS

Career

- 6 Jason Taylor (1997-2007, 2009)
 2 Bob Baumhower (1977-86)
 2 Liffort Hobley (1987-93)

TAKEAWAYS

(interceptions/fumble recoveries)

MOST TAKEAWAYS

Career

- 51 Dick Anderson (1968-77), 34 INTs, 17 FRs
 42 Jake Scott (1970-75), 35 INTs, 7 FRs
 41 Glenn Blackwood (1979-87), 29 INTs, 12 FRs
 35 Sam Madison (1997-05), 31 INTs, 4 FRs
 35 Jason Taylor (1997-2007, 2009), 8 INTs, 27 FRs

Season

- 11 Dick Anderson (1970), 8 INTs, 3 FRs

- 11 Jake Scott (1974), 8 INTs, 3 FRs
 10 Dick Westmoreland (1967), 10 INTs
 9 Dick Anderson (1968), 8 INTs, 1 FR
 9 Dick Anderson (1972), 3 INTs, 6 FRs
 9 Terrell Buckley (1998), 8 INTs, 1 FR

Game

- 4 Dick Anderson (12/3/73 vs. Pittsburgh), 4 INTs
 4 Jeris White (11/26/76 at Cleveland), 2 INTs, 2 FRs

MOST TAKEAWAYS BY ROOKIE

Season

- 9 Dick Anderson (1968), 8 INTs, 1 FR
 7 Lloyd Mumphord (1969), 5 INTs, 2 FRs
 7 Curtis Johnson (1970), 3 INTs, 4 FRs
 7 Jarvis Williams (1988), 4 INTs, 3 FRs

Game

- 3 Lloyd Mumphord (12/7/69 vs. Denver), 2 INTs, 1 FR

BLOCKED KICKS

MOST BLOCKED KICKS

Career

- 9 Curtis Johnson (1970-78), 6 FGs, 2 Punts, 1 PAT
 8 Lloyd Mumphord (1969-74), 7 FGs, 1 Punt
 5 Vern Den Herder (1971-81), 4 FGs, 1 Punt
 5 William Judson (1982-89), 3 FGs, 2 Punts
 5 Jeff Cross (1988-95), 3 FGs, 1 Punt, 1 PAT

Season

- 4 Wahoo McDaniel (1966), 1 FG, 3 PATs
 3 Frank Cornish (1970), 2 FGs, 1 PAT
 3 Curtis Johnson (1972), 1 FG, 2 Punts
 3 Shane Burton (1998), 3 FGs

MOST BLOCKED FIELD GOALS

Career

- 7 Lloyd Mumphord (1969-74)
 6 Curtis Johnson (1970-78)
 4 Vern Den Herder (1971-81)
 4 Bob Baumhower (1977-86)

Season

- 3 Shane Burton (1998)
 2 Ten times, last 1984

BLOCKED FIELD GOAL RETURNS FOR TD

- 51t Lloyd Mumphord (12/6/70 vs. Boston), Gino Capelletti
 47t Curtis Johnson (12/19/71 vs. Green Bay), Tim Webster

LONGEST SHORT FIELD GOAL RETURNS

- 50 Jake Scott (12/6/70 vs. Boston), Gino Capelletti

MOST BLOCKED PUNTS

Career

- 3 Tim Foley (1970-80)
 2 Curtis Johnson (1970-78)
 2 William Judson (1982-89)
 2 Marc Logan (1989-91)

Season

- 2 Curtis Johnson (1972)
- 2 Tim Foley (1973)
- 2 Marc Logan (1991)

BLOCKED PUNT RETURNS FOR TD

- 19t Mark Higgs (10/18/90 vs. New England), Brian Hansen
- 8t Tim Foley (11/11/73 vs. Baltimore), David Lee
- *5t Charlie Babb (12/24/72 vs. Cleveland), Don Cockroft

- 5t Tim Foley (11/11/73 vs. Baltimore), David Lee

MOST BLOCKED POINTS AFTER TOUCHDOWNS**Career**

- 3 Wahoo McDaniel (1966-68)
- 3 Doug Betters (1978-87)

TEAM RECORDS

* - *Playoff Game* ** - *Super Bowl*
 # - *Record includes game of 10/28/07 played at London's Wembley Stadium that was designated as a home game*

CHAMPIONSHIPS**SUPER BOWL:**

- 2 1972, 1973

AMERICAN FOOTBALL CONFERENCE:

- 5 1971, 1972, 1973, 1982, 1984

AFC EASTERN DIVISION:

- 13 1971, 1972, 1973, 1974, 1979, 1981, 1983, 1984, 1985, 1992, 1994, 2000, 2008

PLAYOFF BERTHS:

- 22 1970, 1971, 1972, 1973, 1974, 1978, 1979, 1981, 1982, 1983, 1984, 1985, 1990, 1992, 1994, 1995, 1997, 1998, 1999, 2000, 2001, 2008

GAMES

REGULAR-SEASON RECORD: 387-281-4 (.575)

PLAYOFF RECORD: 20-20 (.500)

OVERALL RECORD: 407-301-4 (.574)

HOME REGULAR-SEASON RECORD:

222-109-3 (.664)#

SUN LIFE STADIUM REGULAR-SEASON

RECORD: 112-70 (.615)

HOME PLAYOFF RECORD: 15-7 (.682)

SUN LIFE STADIUM PLAYOFF RECORD:

5-3 (.625)

HOME OVERALL RECORD: 237-116-3 (.670)#

SUN LIFE STADIUM OVERALL RECORD:

117-73 (.616)

ROAD REGULAR-SEASON RECORD:

165-172-1 (.490)

ROAD PLAYOFF RECORD: 5-13 (.278)

ROAD OVERALL RECORD: 170-185-1 (.479)

MOST WINS IN A SEASON:

17 in 1972 (14 regular season, 3 playoffs)

16 in 1984 (14 regular season, 2 playoffs)

BEST SEASON WINNING PERCENTAGE:

1.000 in 1972 (14-0 regular season, 3-0 playoffs)

FEWEST WINS IN A SEASON: 1 in 2007

LOWEST SEASON WINNING PERCENTAGE:

.063 in 2007 (1-15)

CONSECUTIVES**MOST WINS:**

- 18 1st in 1972 through 1st in 1973

MOST REGULAR-SEASON WINS:

- 16 14th in 1971 through 1st in 1973

- 16 12th in 1983 through 11th in 1984

MOST HOME WINS:

- 31 10/17/71 through 12/15/74

MOST REGULAR-SEASON HOME WINS:

- 27 10/17/71 through 12/15/74

MOST ROAD WINS:

- 9 9/17/72 through 1/14/73

MOST REGULAR-SEASON ROAD WINS:

- 7 9/17/72 through 12/10/72

- 7 12/4/83 through 11/4/84

MOST WINS IN A SERIES:

- 20 vs. Buffalo, 1970-79

MOST PRESEASON WINS:

- 11 5th in 1975 through 3rd in 1977

MOST LOSSES:

- 16 14th in 2006 through 13th in 2007

MOST REGULAR-SEASON LOSSES:

- 16 14th in 2006 through 13th in 2007

MOST HOME LOSSES:

- 7 12/25/06 through 12/2/07

MOST ROAD LOSSES:

- 11 12/17/06 through 9/14/08

MOST LOSSES IN A SERIES:

- 8 vs. N.Y. Jets, 1966-69

- 8 vs. N.Y. Jets, 1998-2001

MOST PRESEASON LOSSES:

- 7 5th in 1988 through 2nd in 1990

SCORING**MOST POINTS SCORED**

Season 513 1984

Game 55 11/24/77 at St. Louis

FEWEST POINTS SCORED

Season 198 1982, 9 games

213 1966

Game 0 18 times, last 11/26/07 at Pittsburgh

MOST POINTS ALLOWED

Season 437 2007
407 1967
Game *62 1/15/00 at Jacksonville
58 9/18/66 at Buffalo
51 9/21/86 at N.Y. Jets
50 9/7/86 at San Diego

FEWEST POINTS ALLOWED

Season 131 1982, 9 games
150 1973, 14 games
Game 0 25 times, last 12/10/06 vs. New England

MOST POINTS, BOTH TEAMS

Game 96 at N.Y. Jets 51, Miami 45, ot (9/21/86)
81 Buffalo 47, at Miami 34 (12/19/93)
80 New Orleans 46, Miami 34 (10/25/09)
*79 San Diego 41, at Miami 38, ot (1/2/82)
79 L.A. Raiders 45, at Miami 34 (12/2/84)
79 at Miami 41, Tampa Bay 38 (10/20/85)

FEWEST POINTS, BOTH TEAMS

Game 3 at New England 3, Miami 0 (12/12/82)
3 at Pittsburgh 3, Miami 0 (11/26/07)
9 New England 6, at Miami 3 (11/20/88)
12 at Miami 9, Kansas City 3 (10/20/74)
12 Miami 12, at Buffalo 0 (9/4/83)
12 at New England 12, Miami 0 (12/7/03)

MOST DECISIVE WIN

Game 52 52-0 vs. New England (11/12/72)
44 44-0 vs. Baltimore (11/11/73)
43 43-0 at N.Y. Jets (10/19/75)
42 45-3 vs. N.Y. Jets (11/24/86)
42 42-0 vs. Kansas City (10/11/87)

MOST DECISIVE LOSS

Game *55 62-7 at Jacksonville (1/15/00)
45 48-3 vs. Kansas City (9/28/68)
41 41-0 at Kansas City (10/8/67)
41 41-0 at Indianapolis (12/14/97)
35 35-0 at Baltimore (11/1/70)
35 42-7 at Kansas City (10/13/91)
*35 38-3 at Denver (1/9/99)

MOST TOUCHDOWNS SCORED

Season 70 1984
Game 8 11/24/77 at St. Louis

FEWEST TOUCHDOWNS SCORED

Season 26 1966
26 2006

MOST TOUCHDOWNS ALLOWED

Season 53 1967

Game 8 9/18/66 at Buffalo
*8 1/15/00 at Jacksonville

FEWEST TOUCHDOWNS ALLOWED

Season 15 1973

MOST TOUCHDOWNS SCORED BY

Rushing

Season 26 1972, 1975
Game 4 10 times, last 10/25/09 vs. New Orleans

Passing

Season 49 1984
Game 6 11/24/77 at St. Louis
6 9/21/86 at N.Y. Jets

Interception

Season 5 2001
4 1966, 1998
Game 2 12/3/73 vs. Pittsburgh
2 9/12/82 at N.Y. Jets
2 12/16/83 vs. N.Y. Jets
2 12/6/98 at Oakland

Kickoff Return

Season 2 2009
Game 2 11/1/09 at N.Y. Jets

Punt Return

2 1993

Fumble Return

Season 3 1997
2 1987, 1990, 1996, 2000, 2001, 2003
Game 2 10/11/87 vs. Kansas City
2 9/1/96 vs. New England

Blocked Punt Return

Season 2 1973
Game 2 11/11/73 vs. Baltimore

FEWEST TOUCHDOWNS SCORED BY

Rushing 5 1966
Passing 12 1969
12 2007

MOST TOUCHDOWNS ALLOWED BY

Rushing

Season 23 1986
Game 5 9/4/88 at Chicago

Passing

Season 31 1967
Game 6 10/21/07 vs. New England

Interception

Season 8 2004
Game 2 12/18/88 at Pittsburgh
2 11/23/97 at New England
2 10/17/99 at New England
2 11/18/01 vs. N.Y. Jets
2 10/25/09 vs. New Orleans

Kickoff Return

2 1994, 2007

Punt Return

2 2008

Fumble Return

2 1991, 1992, 1993, 1998, 1999, 2007

Blocked FG

Return 1 1979, 1989

FEWEST TOUCHDOWNS ALLOWED BY

Rushing 6 1998, 1999
Passing 5 1973

MOST POINTS AFTER TOUCHDOWN SCORED

Season 66 1984
Game 7 11/12/72 vs. New England

	7	11/24/77 at St. Louis
	7	9/3/95 vs. N.Y. Jets
	7	9/8/02 vs. Detroit
MOST POINTS AFTER TOUCHDOWN SCORED, OPPONENT		
Season	47	1967
Game	*8	1/15/00 at Jacksonville
	7	9/18/66 at Buffalo
	7	10/21/07 vs. New England

MOST FIELD GOALS SCORED		
Season	39	1999
Game	6	10/17/99 at New England

MOST FIELD GOALS SCORED, OPPONENT		
Season	33	2009
Game	5	9/28/69 at Houston
	5	9/25/88 at Indianapolis
	*5	1/17/93 vs. Buffalo
	5	10/13/02 at Denver
	5	9/7/03 vs. Houston
	5	10/7/07 at Houston

MOST SAFETIES SCORED		
Season	3	2005
	2	1978
Game	1	19 times, last 10/26/08 vs. Buffalo

MOST SAFETIES SCORED, OPPONENT		
Season	2	Six times, last 2003
Game	1	24 times, last 11/16/08 vs. Oakland

MOST TWO-POINT CONVERSION ATTEMPTS		
Season	10	1994
Game	4	at Indianapolis, 11/26/95

MOST TWO-POINT CONVERSION ATTEMPTS, OPPONENT		
Season	5	1995, 2009
Game	2	Five times, last 11/1/09 at N.Y. Jets

MOST TWO-POINT CONVERSIONS		
Season	6	1994
Game	2	at Indianapolis, 11/26/95

MOST TWO-POINT CONVERSIONS, OPPONENT		
Season	2	Four times, last 2009
Game	1	15 times, last 11/29/09 at Carolina

SCORE BY QUARTERS, DOLPHINS		
1st -	21	12/20/70 vs. Buffalo
	21	10/2/77 vs. Houston
	21	12/5/04 vs. Buffalo
2nd -	28	12/17/67 vs. Boston
	24	10/23/77 vs. Seattle
	24	10/29/78 vs. Baltimore
	24	11/20/83 vs. Baltimore
	24	10/9/88 at L.A. Raiders
	24	12/1/91 vs. Tampa Bay
3rd -	21	11/3/74 vs. Atlanta
	21	9/12/82 at N.Y. Jets
	21	9/2/84 at Washington
	21	10/11/87 vs. Kansas City
	21	11/12/89 at N.Y. Jets
	21	10/18/92 vs. New England
	21	12/12/94 vs. Kansas City

	21	9/3/95 vs. N.Y. Jets
	21	10/29/00 vs. Green Bay
	21	11/1/09 at New York Jets
4th -	25	10/10/99 at Indianapolis
	24	11/25/01 at Buffalo
	*22	12/30/95 at Buffalo

SCORE BY QUARTERS, OPPONENT		
1st -	24	9/28/68 vs. Kansas City
	*24	1/2/82 vs. San Diego
	*24	1/15/00 at Jacksonville
	24	12/9/07 at Buffalo
2nd -	31	12/14/97 at Indianapolis
	28	9/21/86 at N.Y. Jets
	28	10/21/07 vs. New England
3rd -	21	12/19/93 vs. Buffalo
	21	12/4/94 vs. Buffalo
4th -	30	10/23/00 at N.Y. Jets
	28	10/2/66 at San Diego
	28	12/15/91 at San Diego

SCORE BY QUARTERS, BOTH TEAMS		
1st -	35	12/5/04 vs. Buffalo
		Miami 21, Buffalo 14
	27	9/28/68 vs. Kansas City
		Kansas City 24, Miami 3
2nd -	42	9/21/86 at N.Y. Jets
		N.Y. Jets 28, Miami 14
	35	9/3/95 vs. N.Y. Jets
		Miami 21, N.Y. Jets 14
	35	10/21/07 vs. New England
		New England 28, Miami 7
3rd -	37	11/1/09 at N.Y. Jets
		Miami 21, N.Y. Jets 16
	29	9/4/94 vs. New England
		Miami 15, New England 14
	28	12/10/67 vs. San Diego
		Miami 14, San Diego 14
	28	12/19/93 vs. Buffalo
		Buffalo 21, Miami 7
	28	11/27/94 at N.Y. Jets
		Miami 14, N.Y. Jets 14
4th -	39	10/10/99 at Indianapolis
		Miami 25, Indianapolis 14
	37	10/23/00 at N.Y. Jets
		N.Y. Jets 30, Miami 7

MOST CONSECUTIVE QUARTERS HELD SCORELESS BY DOLPHINS		
	13	1973, 3rd Q in 8th through 3rd Q in 11th

MOST CONSECUTIVE QUARTERS HELD SCORELESS BY OPPONENT		
	11	1970, 1st Q in 6th through 3rd Q in 8th

SCORE BY HALVES, DOLPHINS		
1st -	35	12/17/67 vs. Boston
	31	12/20/70 vs. Buffalo
	31	12/2/85 vs. Chicago
	31	12/7/86 at New Orleans
2nd -	31	9/22/85 vs. Kansas City
	31	12/12/94 vs. Kansas City
	31	9/3/95 vs. N.Y. Jets
	29	9/4/94 vs. New England
	29	9/25/94 at Minnesota

SCORE BY HALVES, OPPONENT		
1st -	48	9/18/66 at Buffalo
2nd -	38	10/2/66 at San Diego
	36	10/25/09 vs. New Orleans

SCORE BY HALVES, BOTH TEAMS

1st –	58	9/18/66 at Buffalo Buffalo 48, Miami 10
	52	9/21/86 at N.Y. Jets N.Y. Jets 31, Miami 21
	52	12/21/08 at Kansas City Kansas City 28, Miami 24
2nd –	52	10/9/83 vs. Buffalo Miami 28, Buffalo 24

TIME OF POSSESSION (SINCE 1977)**HIGHEST TIME OF POSSESSION**

Season	32:38	1979
Game	45:07	9/21/09 vs. Indianapolis 43:39 12/7/87 vs. N.Y. Jets 41:55 12/16/96 vs. Buffalo 41:17 10/28/79 vs. Green Bay 41:05 10/28/90 at Indianapolis

LOWEST TIME OF POSSESSION

Season	27:02	1988
Game	14:28	9/4/88 at Chicago 16:32 10/1/89 at Houston 18:02 10/27/96 vs. Dallas 19:34 11/1/92 at N.Y. Jets 19:42 9/23/90 at N.Y. Giants

HIGHEST TIME OF POSSESSION ALLOWED

Season	32:58	1988
Game	46:29	10/4/81 vs. N.Y. Jets (OT) 45:32 9/4/88 at Chicago 44:53 10/27/97 vs. Chicago (OT) 43:28 10/1/89 at Houston 42:28 12/9/90 vs. Philadelphia (OT)

LOWEST TIME OF POSSESSION ALLOWED

Season	27:22	1979
Game	14:53	9/21/09 vs. Indianapolis 16:21 12/7/87 vs. N.Y. Jets 18:05 12/16/96 vs. Buffalo 18:43 10/28/79 vs. Green Bay 18:55 10/28/90 at Indianapolis

SCORING DRIVES**LONGEST SCORING DRIVES**

By Plays	18	11/11/07 vs. Buffalo (TD, 80 yards, 9:45)
	18	9/14/08 at Arizona (TD, 89 yards, 7:04)
	18	12/27/09 vs. Houston (FG, 61 yards, 4:18)
	17	10/27/80 at N.Y. Jets (TD, 87 yards, 5:21)
	17	11/20/83 vs. Baltimore (TD, 88 yards, 6:54)
	17	10/16/88 vs. San Diego (FG, 82 yards, 8:48)
	17	9/30/90 at Pittsburgh (TD, 73 yards, 8:07)
	17	11/6/94 vs. Indianapolis (FG, 68 yards, 9:15)
By Yards	99	9/10/78 at Baltimore (TD, 7 plays, 3:53)
	99	9/24/89 vs. N.Y. Jets (TD, 7 plays, 1:27)
	97	12/15/02 vs. Oakland (TD, 13 plays, 7:53)

By Time of Possession

10:30	10/16/94 vs. L.A. Raiders (FG, 10 plays, 65 yards)
10:16	12/10/01 vs. Indianapolis (TD, 15 plays, 78 yards)
10:09	11/9/09 at New England (TD, 16 plays, 66 yards)
10:01	10/27/74 vs. Baltimore (FG, 16 plays, 73 yards)

LONGEST SCORING DRIVES, OPPONENTS

Plays	20	11/24/97 at Chicago (FG, 77 yards, 11:07)
	19	Six times, last: 10/7/90 vs. N.Y. Jets (FG, 90 yards, 8:36)
Yards	99	12/11/76 vs. Minnesota (TD, 16 plays, 9:07)
	99	10/27/80 at N.Y. Jets (TD, 17 plays, 9:22)
	99	9/30/01 at St. Louis (TD, 11 plays, 5:36)

Time of Possession

12:45	12/14/75 at Baltimore (FG, 17 plays, 82 yards)
11:07	11/24/91 at Chicago (FG, 20 plays, 77 yards)
11:05	12/16/01 at San Francisco (TD, 17 plays, 98 yards)

FIRST DOWNS**MOST FIRST DOWNS**

Season	387	1984
Game	34	11/24/77 at St. Louis 34 12/12/88 vs. Cleveland

FEWEST FIRST DOWNS

Season	200	1966
Game	6	11/14/99 at Buffalo 7 10/3/70 vs. Oakland 7 9/23/90 at N.Y. Giants 7 12/7/03 at New England 8 9/24/67 vs. Kansas City 8 10/12/80 at New England

MOST FIRST DOWNS ALLOWED

Season	359	1988
Game	39	11/27/88 at N.Y. Jets *34 1/2/82 vs. San Diego 34 11/18/84 at San Diego

FEWEST FIRST DOWNS ALLOWED

Season	186	1972
Game	4	11/11/73 vs. Baltimore 5 9/2/79 at Buffalo 7 9/24/72 vs. Houston 7 10/28/90 at Indianapolis

MOST FIRST DOWNS, BOTH TEAMS

Season	701	1984
Game	*59	1/2/82 vs. San Diego 59 10/9/83 vs. Buffalo 59 11/27/88 at N.Y. Jets

FEWEST FIRST DOWNS, BOTH TEAMS

Season	312	1982
Game	15	11/9/69 at Boston 21 Three times, last 11/11/73 vs. Baltimore

MOST FIRST DOWNS BY**Rushing**

Season	170	1972
Game	19	10/29/72 at Baltimore
	19	11/24/77 at St. Louis

Passing

Season	250	1986
Game	26	12/12/88 vs. Cleveland
	24	9/15/85 vs. Indianapolis
	24	9/21/86 at N.Y. Jets
	24	11/16/86 at Buffalo
	24	9/24/89 vs. N.Y. Jets

Penalty

Season	31	1979, 1983, 2004
Game	6	12/4/66 at Denver
	6	11/26/67 vs. Buffalo
	6	9/8/96 at Arizona

FEWEST FIRST DOWNS BY**Rushing**

Season	65	1967
Game	0	10/15/67 at Boston
	*0	1/15/00 at Jacksonville
	*0	1/6/01 at Oakland
	0	9/19/04 at Cincinnati

Passing

Season	91	1973
Game	1	9/4/83 at Buffalo

Penalty

Season	13	1973
	13	2008

MOST FIRST DOWNS ALLOWED BY**Rushing**

Season	155	1988
Game	**24	1/30/83 vs. Washington
	*18	12/30/95 at Buffalo
	17	Three times, last 1988

Passing

Season	205	1993
Game	23	11/27/88 at N.Y. Jets
	*21	1/2/82 vs. San Diego
	21	10/4/92 at Buffalo
	21	10/23/00 at N.Y. Jets (OT)

Penalty

Season	42	2005
Game	7	10/9/83 vs. Buffalo
	7	10/23/00 at N.Y. Jets (OT)

FEWEST FIRST DOWNS ALLOWED BY**Rushing**

Season	66	1969
Game	0	12/20/70 vs. Buffalo
	0	10/13/74 at Washington
	*0	1/9/00 at Seattle
	0	9/14/03 at N.Y. Jets
	0	11/23/06 at Detroit
	0	11/2/08 at Denver
	0	10/4/09 vs. Buffalo

Passing

Season	78	1973
Game	0	12/8/68 vs. Boston
	1	11/5/79 vs. Houston
	1	12/12/82 at New England

Penalty

Season	8	1973, 1974
--------	---	------------

TOTAL NET YARDS

MOST NET YARDS GAINED

Season	6,936	1984
Game	584	10/23/88 vs. N.Y. Jets
	*569	1/6/85 vs. Pittsburgh
	552	9/30/84 at St. Louis
	552	10/21/84 at New England

FEWEST NET YARDS GAINED

Season	3,458	1966
Game	88	10/12/80 at New England
	101	11/14/99 at Buffalo
	104	11/1/09 at N.Y. Jets

MOST NET YARDS ALLOWED

Season	6,050	1986
Game	597	11/27/88 at N.Y. Jets
	593	10/3/76 vs. Los Angeles
	582	9/1/91 at Buffalo
	581	9/21/86 at N.Y. Jets
	*564	1/2/82 vs. San Diego

FEWEST NET YARDS ALLOWED

Season	3,281	1973
Game	76	10/21/73 vs. Buffalo
	117	10/17/71 vs. New England
	118	10/16/66 vs. Denver
	118	9/21/03 vs. Buffalo
	121	9/2/79 at Buffalo

MOST NET YARDS GAINED, BOTH TEAMS

Season	12,374	1986
Game	1,066	9/21/86 at N.Y. Jets
	*1,038	12/30/95 at Buffalo
	1,037	11/27/88 at N.Y. Jets
	*1,036	1/2/82 vs. San Diego

FEWEST NET YARDS GAINED, BOTH TEAMS

Season	4,970	1982
Game	335	10/16/66 vs. Denver

RUSHING

MOST RUSHING YARDS

Season	2,960	1972
Game	315	11/11/73 vs. Baltimore
	304	12/3/72 at New England
	302	11/7/71 vs. Buffalo
	301	9/30/73 vs. New England

FEWEST RUSHING YARDS

Season	1,205	1988
Game	7	11/19/06 vs. Minnesota
	14	11/19/90 vs. L.A. Raiders
	*14	1/9/99 at Denver
	*21	1/15/00 at Jacksonville
	23	9/24/67 vs. Kansas City
	23	11/29/87 at Buffalo
	23	12/19/93 vs. Buffalo

MOST RUSHING YARDS ALLOWED

Season	2,506	1988
Game	*341	12/30/95 at Buffalo
	305	12/18/88 at Pittsburgh
	299	9/30/07 vs. Oakland
	280	10/29/89 at Buffalo

FEWEST RUSHING YARDS ALLOWED

Season	1,430	1994
Game	14	11/2/08 at Denver

16	9/2/66 vs. Oakland
18	10/18/92 vs. New England
21	9/14/03 at N.Y. Jets
21	11/23/06 at Detroit

MOST RUSHING YARDS, BOTH TEAMS

Season	4,627	1978
Game	508	11/7/71 vs. Buffalo
	487	12/5/76 vs. Buffalo
	444	9/30/73 vs. New England

FEWEST RUSHING YARDS, BOTH TEAMS

Season	2,629	1982
Game	74	11/23/98 at New England
	79	12/19/99 vs. San Diego
	81	9/22/91 vs. Green Bay
	84	12/24/00 at New England
	89	12/22/97 vs. New England
	89	11/2/08 at Denver

MOST RUSHING ATTEMPTS

Season	613	1972
Game	58	10/5/75 at Green Bay
	56	9/12/82 at N.Y. Jets
	55	11/24/77 at St. Louis

FEWEST RUSHING ATTEMPTS

Season	326	1967
Game	*8	1/8/95 at San Diego
	**9	1/20/85 vs. San Francisco
	9	9/7/86 at San Diego
	10	9/4/88 at Chicago
	10	12/2/90 at Washington

MOST RUSHING ATTEMPTS, OPPONENT

Season	557	1988
Game	*59	1/12/86 vs. New England
	54	9/4/88 at Chicago
	**52	1/30/83 vs. Washington
	*52	12/30/95 at Buffalo
	51	Five times, last 1989

FEWEST RUSHING ATTEMPTS, OPPONENT

Season	293	1982
Game	7	9/4/94 at Green Bay
	10	11/23/06 at Detroit
	11	9/14/03 at N.Y. Jets
	11	9/21/09 vs. Indianapolis

HIGHEST RUSHING AVERAGE

Season	5.00	1971
	4.97	1973

LOWEST RUSHING AVERAGE

Season	3.13	1997
	3.27	1999

HIGHEST RUSHING AVERAGE, OPPONENT

Season	4.88	1968
--------	------	------

LOWEST RUSHING AVERAGE, OPPONENT

Season	3.29	2003
	3.51	2006
	3.52	1979

PASSING

MOST NET YARDS PASSING

Season	5,018	1984
Game	521	10/23/88 vs. N.Y. Jets
	456	9/4/94 vs. New England

446	9/24/89 vs. N.Y. Jets
442	10/1/95 at Cincinnati
*435	1/6/85 vs. Pittsburgh
435	9/21/86 at N.Y. Jets

FEWEST NET YARDS PASSING

Season	1,582	1973
Game	22	11/23/69 vs. Houston
	*26	12/30/73 vs. Oakland
	26	9/4/83 at Buffalo

MOST NET YARDS PASSING ALLOWED

Season	3,794	2008
Game	449	9/21/86 at N.Y. Jets
	427	10/1/67 at N.Y. Jets
	426	10/3/76 vs. Los Angeles
	426	11/27/88 at N.Y. Jets
	418	9/4/94 vs. New England

FEWEST NET YARDS PASSING ALLOWED

Season	1,290	1973
Game	1	10/21/73 vs. Buffalo
	11	11/5/79 vs. Houston
	13	12/12/82 at New England
	20	11/11/73 vs. Baltimore
	24	10/22/72 vs. Buffalo

MOST NET YARDS PASSING, BOTH TEAMS

Season	8,336	1986
Game	884	9/21/86 at N.Y. Jets

FEWEST NET YARDS PASSING, BOTH TEAMS

Season	2,341	1982
	2,872	1973
Game	72	12/12/82 at New England

MOST GROSS YARDS PASSING

Season	5,146	1984
Game	521	10/23/88 vs. N.Y. Jets
	473	9/4/94 vs. New England
	470	12/2/84 vs. L.A. Raiders
	450	10/1/95 at Cincinnati
	448	9/21/86 at N.Y. Jets

FEWEST GROSS YARDS PASSING

Season	1,675	1973
Game	*34	12/30/73 vs. Oakland
	46	9/4/83 at Buffalo
	46	12/21/03 at Buffalo

MOST GROSS YARDS PASSING ALLOWED

Season	3,996	2009
Game	479	9/21/86 at N.Y. Jets
	440	10/1/67 at N.Y. Jets
	436	10/3/76 vs. Los Angeles
	*433	1/2/82 vs. San Diego
	433	11/27/88 at N.Y. Jets

FEWEST GROSS YARDS PASSING ALLOWED

Season	1,604	1973
Game	13	12/12/82 at New England
	25	11/5/79 vs. Houston
	35	12/9/73 at Baltimore
	45	10/22/72 vs. Buffalo

MOST PASS ATTEMPTS

Season	645	1986
Game	*66	12/30/95 at Buffalo
	65	12/4/05 vs. Buffalo
	62	10/22/06 vs. Green Bay
	60	10/23/88 vs. N.Y. Jets
	60	11/23/97 at New England

FEWEST PASS ATTEMPTS

Season	256	1973
Game	*6	12/30/73 vs. Oakland
	**7	1/13/74 vs. Minnesota
	10	11/9/69 at Boston
	10	11/22/73 at Dallas

MOST PASS ATTEMPTS, OPPONENT

Season	577	1994
Game	59	10/23/00 at N.Y. Jets (OT)
	58	10/4/92 at Buffalo
	56	11/18/84 at San Diego

FEWEST PASS ATTEMPTS, OPPONENT

Season	320	1973
Game	5	12/12/82 at New England

MOST PASS COMPLETIONS

Season	392	1986
Game	39	11/16/86 at Buffalo
	38	11/23/97 at New England
	35	12/2/84 vs. L.A. Raiders
	35	9/28/86 vs. San Francisco
	35	10/23/88 vs. N.Y. Jets
	35	12/3/95 vs. Atlanta
	35	10/27/09 vs. Houston

FEWEST PASS COMPLETIONS

Season	133	1973
Game	3	10/15/73 at Cleveland
	*3	12/30/73 vs. Oakland

MOST PASS COMPLETIONS, OPPONENT

Season	334	1994
Game	38	10/9/83 vs. Buffalo
	37	11/18/84 at San Diego

FEWEST PASS COMPLETIONS, OPPONENT

Season	151	1973
Game	2	11/9/69 at Boston
	2	12/12/82 at New England
	4	11/14/76 at Pittsburgh

INTERCEPTIONS

MOST INTERCEPTIONS

Season	32	1978, 458 yards
Game	6	12/3/73 vs. Pittsburgh
	6	10/19/75 at N.Y. Jets
	6	9/10/78 at Baltimore
	6	11/21/82 at Buffalo
	6	10/16/83 at N.Y. Jets
	6	12/6/98 at Oakland

FEWEST INTERCEPTIONS

Season	8	2006, 116 yards
	10	1997, 92 yards
	11	1976, 144 yards

MOST INTERCEPTIONS, OPPONENT

Season	32	1966, 370 yards
Game	6	11/13/66 at Kansas City

FEWEST INTERCEPTIONS, OPPONENT

Season	7	2008, 130 yards
--------	---	-----------------

MOST INTERCEPTION RETURN YARDS

Season	522	1966
Game	218	10/4/92 at Buffalo

FEWEST INTERCEPTION RETURN YARDS

Season	92	1997, 2004
--------	----	------------

MOST INTERCEPTION RETURN YARDS, OPPONENT

Season	596	1969
Game	160	11/23/97 at New England
	151	12/2/84 vs. L.A. Raiders
	151	11/18/01 vs. N.Y. Jets

FEWEST INTERCEPTION RETURN YARDS, OPPONENT

Season	96	1982
--------	----	------

PENALTIES

MOST PENALTIES

Season	132	2005, 1,055 yards
	115	2000, 920 yards
	112	2004, 852 yards
Game	18	10/9/05 at Buffalo
	14	10/1/95 at Cincinnati
	14	11/3/96 at New England

MOST YARDS PENALIZED

Season	1,055	2005, on 132
Game	149	10/12/03 at Jacksonville
	143	10/1/95 at Cincinnati
	138	9/25/05 vs. Carolina
	135	10/3/70 vs. Oakland
	132	10/23/88 vs. N.Y. Jets

FEWEST PENALTIES

Season	48	1968, 485 yards
Game	0	12/23/67 vs. Houston
	0	12/8/68 vs. Boston
	0	9/29/91 at N.Y. Jets
	*0	1/10/93 vs. San Diego
	0	12/21/98 vs. Denver

FEWEST YARDS PENALIZED

Season	416	1973, on 52
Game	0	12/23/67 vs. Houston
	0	12/8/68 vs. Boston
	0	9/29/91 at N.Y. Jets
	*0	1/10/93 vs. San Diego
	0	12/21/98 vs. Denver

MOST PENALTIES, OPPONENT

Season	108	1980, 923 yards
Game	19	12/22/85 vs. Buffalo
	17	10/18/87 at N.Y. Jets
	15	10/11/69 vs. San Diego
	15	10/9/83 vs. Buffalo

MOST YARDS PENALIZED, OPPONENT

Season	923	1980, on 108
Game	156	9/20/69 at Oakland
	144	11/5/67 at Buffalo
	126	11/15/87 vs. Indianapolis

FEWEST PENALTIES, OPPONENT

Season	59	1967, 691 yards
Game	1	16 times, last 10/12/08 at Houston

FEWEST YARDS PENALIZED, OPPONENT

Season	525	1974, on 67
Game	5	Seven times, last 10/12/08 at Houston

MOST PENALTIES, BOTH TEAMS

Season	237	2005, 1,882 yards
Game	26	12/22/85 vs. Buffalo

25 10/9/05 at Buffalo
23 11/10/85 vs. N.Y. Jets

MOST YARDS PENALIZED, BOTH TEAMS

Season 1,882 2005 on 237
1,739 1998, on 203
Game 230 10/3/70 vs. Oakland
227 11/30/69 vs. Boston (at Tampa)

FEWEST PENALTIES, BOTH TEAMS

Season 112 1967, 1,181 yards
Game 2 12/23/67 vs. Houston
2 11/11/73 vs. Baltimore
2 12 /12/82 at New England

FEWEST YARDS PENALIZED, BOTH TEAMS

Season 1,032 1973, on 113
Game 10 11/11/73 vs. Baltimore
10 12/12/82 at New England
20 12/8/68 vs. Boston

PUNTING

MOST PUNTS

Season 99 2004
Game 11 12/7/03 at New England

MOST PUNT YARDS

Season 4,107 2004, 41.5 average
Game 483 9/9/66 vs. N.Y. Jets

FEWEST PUNTS

Season 35 1982
Game 0 9/23/79 vs. Chicago
0 10/12/86 vs. Buffalo
0 12/12/88 vs. Cleveland
0 12/28/03 vs. N.Y. Jets

MOST PUNTS, OPPONENT

Season 102 2004
Game 11 11/11/73 vs. Baltimore
11 12/7/03 at New England

MOST PUNT YARDS OPPONENT

Season 4,177 2004, 41.0 average
Game 475 9/20/98 vs. Pittsburgh

FEWEST PUNTS, OPPONENT

Season 40 1982
Game 0 12/17/67 vs. Boston
0 9/21/97 at Tampa Bay
1 17 times, last 12/32/08 at
Kansas City

MOST PUNTS, BOTH TEAMS

Season 201 2004
Game 22 12/7/03 at New England

FEWEST PUNTS, BOTH TEAMS

Season 75 1982
Game 1 10/12/86 vs. Buffalo
2 9/23/79 vs. Chicago
2 12/12/88 vs. Cleveland

HIGHEST PUNTING AVERAGE

Season 46.3 1996, 78 punts
46.3 2009, 75 punts
x-Game 58.5 9/28/86 vs. San Francisco

HIGHEST PUNTING AVERAGE, OPPONENT

Season 45.3 1998, 88 punts
x-Game 55.8 10/5/08 vs. San Diego

x-minimum 4 punts

PUNT RETURNS

MOST PUNT RETURNS

Season 55 1983, 581 yards
Game 7 10/19/69 at Kansas City
7 9/19/04 at Cincinnati

MOST PUNT RETURN YARDS

Season 581 1983, 55 returns
Game 123 10/19/69 at Kansas City
123 12/13/93 vs. Pittsburgh

MOST PUNT RETURNS, OPPONENT

Season 49 2006, 367 yards
Game 8 9/9/66 vs. N.Y. Jets

MOST PUNT RETURN YARDS, OPPONENT

Season 485 2008, 37 returns
Game 115 10/12/80 at New England
113 11/16/08 vs. Oakland

KICKOFF RETURNS

MOST KICKOFF RETURNS

Season 78 2007, 1,552 yards
Game 9 9/18/66 at Buffalo
9 9/7/86 at San Diego
*9 1/15/00 at Jacksonville
9 12/2/07 vs. N.Y. Jets

MOST KICKOFF RETURN YARDS

Season 1,739 2009, 75 returns
Game 299 11/1/09 at N.Y. Jets
245 12/5/71 at New England

MOST KICKOFF RETURNS, OPPONENT

Season 71 2009, 1557 yards
Game 9 11/24/77 at St. Louis

MOST KICKOFF RETURN YARDS, OPPONENT

Season 1,655 2008, 68 returns
Game 251 12/12/94 vs. Kansas City
248 9/21/08 at New England

SACKS

MOST SACKS

Season 49 1983, 363 yards
49 2005, 375 yards
48 2000, 270 yards
47 2002, 327 yards
47 2006, 268 yards
Game 9-59 10/21/73 vs. Buffalo
8-61 9/20/81 at Houston
8-57 9/13/98 vs. Buffalo
8-47 12/6/98 at Oakland
8-34 11/28/04 at San Francisco
8-53 11/23/06 at Detroit

FEWEST SACKS

Season 16 1966, 180 yards

MOST SACKS, OPPONENT

Season 53 1969, 481 yards
52 1968, 441 yards
52 2004, 326 yards
Game 9-53 10/17/99 at New England
8-83 11/16/69 at Buffalo
8-80 9/20/70 at Boston

FEWEST SACKS, OPPONENT

Season	7	1988, 41 yards
	10	1989, 86 yards
	11	1982, 87 yards
	13	1973, 93 yards
	13	1987, 101 yards

MOST CONSECUTIVE GAMES WITH NO SACKS ALLOWED

19 5th through 16th in 1988 and 1st through 7th in 1989

MOST SACKS, BOTH TEAMS

Season	88	2004, 549 yards
	88	2006, 558 yards

FEWEST SACKS, BOTH TEAMS

Season	31	1988, 208 yards
--------	----	-----------------

FUMBLES**MOST FUMBLES**

Season	42	2004
Game	8	12/9/07 at Buffalo
	7	10/6/96 vs. Seattle

MOST FUMBLES LOST

Season	19	2001
Game	5-5	9/25/83 vs. Kansas City
	*6-5	1/15/00 at Jacksonville
	5-4	11/15/70 vs. New Orleans
	*5-4	1/12/86 vs. New England
	4-4	9/7/86 at San Diego
	5-4	10/18/90 vs. New England
	4-4	12/27/98 at Atlanta

FEWEST FUMBLES

Season	12	2000
--------	----	------

MOST FUMBLES, OPPONENT

Season	39	1983
Game	7	11/7/71 vs. Buffalo
	7	9/18/77 at Buffalo
	7	10/23/83 at Baltimore
	7	12/4/94 vs. Buffalo

MOST FUMBLES LOST, OPPONENT

Season	21	1971, 1978
--------	----	------------

TAKEAWAY/GIVEAWAY**BEST RATIO**

Season	+23	1978, 53 TAs, 30 GAs
	+18	1972, 46 TAs, 28 GAs
	+17	1983, 44 TAs, 27 GAs
	+17	2008, 30 TAs, 13 GAs
	+15	2000, 41 TAs, 26 GAs

WORST RATIO

Season	-18	1989, 23 TAs, 41 GAs
	-17	2004, 25 TAs, 42 GAs
	-11	1969, 31 TAs, 42 GAs
	-10	1986, 31 TAs, 42 GAs
	-10	2001, 28 TAs, 38 GAs

MOST TAKEAWAYS

Season	53	1978, 21 FRs, 32 INTs
	46	1966, 15 FRs, 31 INTs
	46	1972, 20 FRs, 26 INTs
	45	1980, 17 FRs, 28 INTs
	44	1983, 18 FRs, 26 INTs

FEWEST TAKEAWAYS

Season	21	1991, 9 FRs, 12 INTs
	21	2009, 6 FRs, 15 INTs
	22	2007, 8 FRs, 14 INTs

MOST TAKEAWAYS, OPPONENT

Season	44	1967, 16 FRs, 28 INTs
	42	1966, 10 FRs, 32 INTs
	42	1969, 13 FRs, 29 INTs
	42	1980, 16 FRs, 26 INTs
	42	2004, 16 FRs, 26 INTs

FEWEST TAKEAWAYS, OPPONENT

Season	13	2008, 6 FRs, 7 INTs
	20	1997, 8 FRs, 12 INTs
	23	1971, 13 FRs, 10 INTs
	23	1976, 8 FRs, 15 INTs
	23	1982, 10 FRs, 13 INTs

LONG TIME COMING

Miami's offensive line paced the NFL's fourth-best rushing attack in 2009, led by Jake Long, who was named as a starter in the 2010 Pro Bowl. Long has started all 31 games at left tackle for the Dolphins since becoming the first overall pick in the 2008 NFL draft, and joins Richmond Webb (1992-95) as the only Dolphins offensive tackle to be named a Pro Bowl starter. Long becomes the first Dolphins offensive lineman selected to back-to-back Pro Bowls since Webb was named to seven straight Pro Bowls (1990-96).

100-YARD RICKY

Ricky Williams has accounted for a franchise record 24 100-yard rushing games as a Dolphin. He tied the previous mark of 15, first set by Larry Csonka, with a 104-yard effort (31 atts.) at Dallas on Thanksgiving Day, November 27, 2003. Williams surpassed the mark with a 107-yard, 1 TD performance (18 atts.) two weeks later against Philadelphia in a Monday night contest on December 15. In addition, Williams holds the two highest single-season totals in club annals. In his five seasons with the club, the Dolphins have posted a mark of 20-4 when he has run for 100 or more yards.

ALL-TIME LEADERS

(**Boldface** indicates active player)

RUSHING

	PLAYER	YEARS	NO.	YDS.	AVG.	LG	TD
1.	Larry Csonka	1968-74, 1979	1506	6737	4.5	54t	53
2.	Ricky Williams	2002-03, 2005, 2007-09	1350	5763	4.3	68t	46
3.	Ronnie Brown	2005-09	928	4081	4.4	65t	31
4.	Mercury Morris	1969-75	754	3877	5.1	70t	29
5.	Jim Kiick	1968-74	997	3644	3.7	56	28
6.	Tony Nathan	1979-87	732	3543	4.8	46	16
7.	Karim Abdul-Jabbar	1996-99	888	3063	3.4	45	33
8.	Mark Higgs	1990-94	702	2648	3.8	31	14
9.	Delvin Williams	1978-80	643	2632	4.1	65	13
10.	Andra Franklin	1981-84	622	2232	3.6	29	22
11.	Benny Malone	1974-78	503	2129	4.2	66t	16
12.	Lamar Smith	2000-01	622	2107	3.4	68t	20
13.	Bernie Parmalee	1992-98	513	1959	3.8	47t	15
14.	Lorenzo Hampton	1985-89	500	1949	3.9	54t	22
15.	Sammie Smith	1989-91	509	1787	3.5	33	15
16.	Woody Bennett	1980-88	424	1761	4.2	27	10
17.	Don Nottingham	1973-77	365	1524	4.2	56	25
18.	Norm Bulaich	1975-79	340	1498	4.4	63	17
19.	Gary Davis	1976-79	318	1389	4.4	65t	7
20.	Troy Stradford	1987-90	343	1332	3.9	51	10
21.	Travis Minor	2001-06	277	1133	4.1	56t	8
22.	Ron Davenport	1985-89	274	1127	4.1	64	13
23.	Terry Kirby	1993-95	287	1037	3.6	38	9
24.	Bob Griese	1967-80	261	994	3.8	35	7
25.	Sammy Morris	2004-06	240	981	4.1	55	8
26.	Irving Spikes	1994-97	252	934	3.7	49	8
27.	Leroy Harris	1977-78	214	929	4.3	77t	6
28.	Jay Fiedler	2000-04	201	834	4.1	30	11
29.	David Woodley	1980-83	173	771	4.5	29	9
30.	J.J. Johnson	1999-01	219	748	3.4	34	5
31.	Joe Carter	1984-86	118	589	5.0	35	1
32.	Stan Mitchell	1966-70	173	548	3.1	30	4
33.	Joe Auer	1966-67	165	544	3.3	41	5
34.	Marc Logan	1989-91	140	523	3.7	17	2
35.	Jesse Chatman	2005, 2007	128	515	4.0	30	1
36.	John Avery	1998-99	143	503	3.5	44	2
37.	Bobby Humphrey	1992	102	471	4.6	21	1
38.	Hubert Ginn	1970-75	101	415	4.1	46	3
39.	Cecil Collins	1999	131	414	3.2	25t	2
40.	David Overstreet	1983	85	392	4.6	44	1
41.	Keith Byars	1993-96	98	377	3.8	77t	6
42.	Chris Chambers	2001-07	41	355	8.7	61	0
43.	Sam Price	1966-68	82	313	3.8	38	1
44.	Abner Haynes	1967	56	274	4.9	65t	2
45.	Cookie Gilchrist	1966	72	262	3.6	22	0
46.	Terry Robiskie	1980-81	78	250	3.2	36	2
47.	Nat Moore	1974-86	40	248	6.2	36	1
48.	Steve Howell	1979-81	68	235	3.4	23	1
49.	Billy Joe	1966	71	232	3.3	14	0
50.	Charles Leigh	1971-73	48	228	4.8	34t	1
51.	Tom Vigorito	1981-85	54	215	4.0	30t	2
	Stan Winfrey	1975-77	55	215	3.9	13	1
53.	Stanley Pritchett	1996-99	63	211	3.3	25	2
54.	Eddie Hill	1981-84	52	209	4.0	24	1
55.	Lousaka Polite	2008-09	60	208	3.5	14	0
56.	Autry Denson	1999-00	59	206	3.5	20	0
57.	Ronald Scott	1987	47	199	4.2	24	3
58.	Jack Harper	1967-68	41	197	4.8	37	1

PLAYER	YEARS	NO.	YDS.	AVG.	LG	TD
59. Freddie Solomon	1975-77	14	190	13.6	59t	1
60. Jerris McPhail	1996-97	23	174	7.6	71t	1
61. James McKnight	2001-03	15	172	11.5	68t	1
62. Patrick Cobbs	2006-09	33	171	5.2	44	2
63. Paul Warfield	1970-74	16	166	10.4	39	0
64. Larry Seiple	1967-77	16	159	9.9	34	0
65. Pete Johnson	1984	68	159	2.3	9	9
66. Jim Jensen	1981-92	26	142	5.5	23	0
67. Leonard Henry	2002-04	46	141	3.1	53	0
68. George Wilson	1966	27	137	5.1	37	0
69. Thurman Thomas	2000	28	136	4.9	25	0
70. Rick Casares	1966	43	135	3.1	10	0
71. Ray Lucas	2001-02	44	132	3.0	17	3
72. Tony Paige	1990-92	49	131	2.7	11	3
73. Lorenzo Booker	2007	28	125	4.5	22	0
74. Ted Ginn, Jr.	2007-09	16	124	7.8	40t	2
Damon Huard	1997-00	28	124	4.4	25	0
76. Earl Morrall	1972-76	23	120	5.2	31t	1
77. Rob Konrad	1999-04	38	114	3.0	18t	1
78. Aaron Craver	1991-94	29	110	3.8	19	1
79. Cleo Lemon	2005-07	34	109	3.2	11	4
80. Gene Milton	1968-69	9	108	12.0	34	0
Mark Clayton	1983-92	14	108	7.7	30	0
82. Robert Edwards	2002	20	107	5.4	19	1
Samkon Gado	2007	35	104	3.0	20t	3
84. Scott Secules	1989-91	16	103	6.4	17	1
85. Scott Mitchell	1990-93	29	99	3.4	32	0
86. Kyle Mackey	1987	17	98	5.8	17	2
87. Lex Hilliard	2009	23	89	3.9	18	1
88. Dan Marino	1983-99	301	87	0.3	15	9
89. Pat White	2009	21	81	3.9	33	0
90. George Chesser	1966-67	18	77	4.3	19	0
91. Frank Jackson	1966-67	3	70	23.3	48	0
92. Chad Pennington	2008-09	33	69	2.1	16	1
93. Larry Izzo	1996-00	2	65	32.5	39	0
94. Lamar Gordon	2004	35	64	1.8	11	0
95. Bob Torrey	1979	13	61	4.7	17	1
Gus Frerotte	2005	27	61	2.3	14	0
97. Clarence Bailey	1987	10	55	5.5	13	0
98. Brock Forsey	2004	19	53	2.8	15	0
99. O.J. McDuffie	1993-01	15	49	3.3	12	0
100. Jim Braxton	1978	20	48	2.4	15	2
101. Nick Giaquinto	1980-81	8	47	5.9	20	0
102. Mark Konecny	1987	6	46	7.7	19	0
103. John Tagliaferri	1987	13	45	3.5	7	1
104. Lawrence Phillips	1997	18	44	2.4	8	0
105. Bernie Kosar	1994-96	9	42	4.7	17	1
106. Rickey Isom	1987	9	41	4.6	8	1
Rick Norton	1966-69	19	41	2.2	13	0
108. James Saxon	1992-94	17	36	2.1	9	0
109. Duriel Harris	1976-83, 1985	3	33	11.0	20	0
Matt Turk	2000-01, 2003-04	4	33	8.3	23	0
111. Trent Green	2007	7	32	4.6	23	0
112. Chad Henne	2008-09	16	32	2.0	12	1
113. Rich Diana	1982	8	31	3.9	7	0
114. Brian Hartline	2009	4	29	7.3	16t	1
Tom Brown	1987-89	16	29	1.8	6	0
116. Lee Suggs	2006	6	26	4.3	7	0
117. Davone Bess	2008-09	3	24	8.0	13	0
John Stofa	1966-67, 1969-70	7	24	3.4	14	1
Craig Erickson	1996-98	15	24	1.6	12	0
Joey Harrington	2006	19	24	1.3	7	0
121. Marty Booker	2004-07	6	23	3.8	18	0
122. Dedric Ward	2001-02	2	21	10.5	16	0
Joe Cribbs	1988	5	21	4.2	11	0
124. Daunte Culpepper	2006	10	20	2.0	7	1

	PLAYER	YEARS	NO.	YDS.	AVG.	LG	TD
	Don Strock	1974-87	51	20	0.4	18	2
126.	Brian Griese	2003	5	15	3.0	9	0
127.	Garrett Limbrick	1990	5	14	2.8	5	0
	Tom Orosz	1981-82	1	13	13.0	13	0
	Gary Tucker	1968	4	13	3.3	7	0
	A.J. Feeley	2004-05	14	13	0.7	7t	1
131.	Marlin Briscoe	1972-74	3	12	4.0	17	0
	Charles Jordan	1996-98	3	12	4.0	16	0
	Ron Moore	1998	4	12	3.0	4	0
	John Beck	2007-08	9	12	1.3	8	1
135.	Terry Anderson	1977-78	1	11	11.0	11	0
	Terry Cole	1971	3	11	3.7	4	0
	Cleveland Gary	1994	7	11	1.6	4	0
138.	Nuu Faaola	1989	2	10	5.0	5	0
	Pete Roth	1987	3	10	3.3	9	0
140.	Vick King	2004	4	9	2.3	3	0
141.	Randy McMichael	2002-06	1	8	8.0	8	0
142.	Jimmy Hines	1969	1	7	7.0	7	0
	Hendrick Lusk	1998	1	7	7.0	7	0
	John Kidd	1994-97	2	7	3.5	4	0
145.	Todd Doxzon	1998	2	6	3.0	3	0
	Craig Ellis	1986	3	6	2.0	2	0
	Tony Martin	1989-93, 1999-00	4	6	1.5	8	0
	Dick Wood	1966	5	6	1.2	7	1
149.	Kory Sheets	2009	1	5	5.0	5	0
	Don Testerman	1980	1	5	5.0	5	0
	Wes Welker	2004-06	1	5	5.0	5	0
	Robert Wilson	1994-96	2	5	2.5	5	0
	Reagan Mauia	2007	4	5	1.3	3	0
	Sage Rosenfels	2002-05	9	5	0.6	12	0
155.	Nate Jacquet	1998-99	1	4	4.0	4	0
156.	Fred Banks	1987-93	1	3	3.0	3	0
	Roosevelt Potts	1997	1	3	3.0	3	0
	Leslie Shepherd	2000	4	3	0.8	14	0
159.	Bruce Hardy	1978-89	1	2	2.0	2	0
	Ray Nealy	1997	1	2	2.0	2	0
161.	Tyler Thigpen	2009	1	1	1.0	1	0
	Greg Camarillo	2007-09	2	1	0.5	6	0
163.	Jim Del Gaizo	1972, 1975	1	0	0.0	0	0
	Heath Evans	2005	1	0	0.0	0	0
	Brandon Fields	2007-09	1	0	0.0	0	0
	Kim Hammond	1968	1	0	0.0	0	0
	Clayton Heath	1976	1	0	0.0	0	0
	Donnie Jones	2005-06	2	0	0.0	0	0
	Barry Pryor	1969-70	2	0	0.0	0	0
170.	Doug Pederson	1993	2	-1	-0.5	0	0
171.	Bert Emanuel	2000	3	-2	-0.7	0	0
	Scott Zolak	1999	2	-2	-1.0	-1	0
	Obafemi Ayanbadejo	2003	1	-2	-2.0	-2	0
	Guy Benjamin	1978-79	1	-2	-2.0	-2	0
	Mike Michel	1977	1	-2	-2.0	-2	0
	Doug Moreau	1966-69	1	-2	-2.0	-2	0
177.	Jack Clancy	1967-69	3	-4	-1.3	2	0
	Irving Fryar	1993-95	3	-4	-1.3	2	0
	Steve DeBerg	1993	4	-4	-1.0	-1	0
180.	Olindo Mare	1997-06	1	-5	-5.0	-5	0
181.	George Roberts	1978-80	1	-7	-7.0	-7	0
182.	Reggie Roby	1983-92	5	-8	-1.6	0	0
183.	George Mira	1971	6	-9	-1.5	0	0
184.	Mark Duper	1982-92	1	-10	-10.0	-10	0
185.	Ferrell Edmunds	1988-92	2	-11	-5.5	-4	0
186.	Karl Noonan	1966-71	2	-20	-10.0	-9	0

PASSING

	PLAYER	YEARS	ATT.	COMP.	YDS.	PCT.	TD	INT	RATE
1.	Dan Marino	1983-99	8358	4967	61361	59.4	420	252	86.4
2.	Bob Griese	1967-80	3429	1926	25092	56.2	192	172	77.1
3.	Jay Fiedler	2000-04	1603	936	11040	58.4	66	63	76.8
4.	David Woodley	1980-83	961	508	5928	52.9	34	42	65.4
5.	Don Strock	1974-87	688	388	4613	56.4	39	37	73.5
6.	Chad Pennington	2008-09	550	372	4066	67.6	20	9	94.6
7.	Gus Fretotte	2005	494	257	2996	52.0	18	13	71.9
8.	Chad Henne	2008-09	463	281	2945	60.7	12	14	75.2
9.	Earl Morrall	1972-76	284	153	2335	53.9	17	17	76.2
10.	Joey Harrington	2006	388	223	2236	57.5	12	15	68.2
11.	Cleo Lemon	2005-07	377	211	2185	56.0	8	7	72.2
12.	A.J. Feeley	2004-05	356	191	1893	53.7	11	15	61.7
13.	Scott Mitchell	1990-93	241	135	1805	56.0	12	9	81.0
14.	Rick Norton	1966-69	377	156	1751	41.4	6	30	28.1
15.	Damon Huard	1997-00	288	170	1691	59.0	9	8	74.6
16.	Steve DeBerg	1993	188	113	1521	60.1	6	7	81.0
17.	Ray Lucas	2001-02	163	94	1090	57.7	4	6	70.8
18.	Dick Wood	1966	230	83	989	36.1	4	14	30.5
19.	Bernie Kosar	1994-96	152	105	987	69.1	5	6	74.7
	Trent Green	2007	141	85	987	60.3	5	7	72.6
21.	Craig Erickson	1996-98	127	68	945	53.5	4	3	78.4
22.	Daunte Culpepper	2006	134	81	929	60.4	2	3	77.0
23.	John Stofa	1966-67, 1969-70	135	61	862	45.2	7	6	65.1
24.	Brian Griese	2003	130	74	813	56.9	5	6	69.2
25.	Sage Rosenfels	2002-05	109	54	776	49.5	6	6	68.4
26.	George Wilson, Jr.	1966	112	46	764	41.1	5	10	42.4
27.	Kyle Mackey	1987	109	57	604	52.3	3	5	58.8
28.	John Beck	2007-08	107	60	559	56.1	1	3	62.0
29.	Scott Secules	1989-92	70	33	393	47.1	2	5	68.3
30.	Jim Del Gaizo	1972, 1975	9	5	165	55.6	2	1	100.5
31.	George Mira	1971	30	11	159	36.7	1	1	51.9
32.	Ron Jaworski	1987-88	14	9	123	64.3	1	0	116.1
33.	Guy Benjamin	1978-79	12	9	119	75.0	1	1	99.0
34.	Kim Hammond	1968	26	13	116	50.0	0	2	30.3
35.	Jim Jensen	1981-92	7	4	102	57.1	2	0	141.4
36.	Tyler Thigpen	2009	8	4	83	50.0	1	2	87.0
37.	Marlin Briscoe	1972-74	3	3	72	100.0	0	0	118.8
38.	Larry Seiple	1967-77	3	3	69	100.0	0	0	118.8
39.	Ronnie Brown	2005-09	10	4	63	40.0	2	0	101.3
40.	Tony Nathan	1979-87	8	4	61	50.0	1	0	115.1
41.	Marty Booker	2004-07	3	1	48	33.3	0	0	81.9
	Mark Clayton	1983-92	2	1	48	50.0	1	0	135.4
43.	Doug Pederson	1993	8	4	41	50.0	0	0	65.1
44.	Terry Kirby	1993-95	1	1	31	100.0	1	0	158.3
45.	Jim Kiick	1968-74	2	1	25	50.0	0	0	95.8
46.	Jack Clancy	1967-69	1	1	17	100.0	0	0	118.8
47.	Eddie Hill	1981-84	1	1	14	100.0	0	0	118.8
48.	Keith Byars	1993-96	2	1	11	50.0	1	0	106.3
	Archie Roberts	1967	10	5	11	50.0	0	1	52.3
50.	Scott Stankavage	1987	7	4	8	57.1	0	1	22.6
51.	Troy Stradford	1987-90	2	1	6	50.0	0	0	56.3
52.	Bruce Hardy	1978-89	1	0	0	0.0	0	0	39.6
	Booth Lusteg	1967	1	0	0	0.0	0	0	39.6
	Tony Martin	1989-93, 1999-00	1	0	0	0.0	0	0	39.6
	Dan McGwire	1995	1	0	0	0.0	0	0	39.6
	Nat Moore	1978-89	1	0	0	0.0	0	0	39.6
	Lamar Smith	2000-01	1	0	0	0.0	0	0	39.6
	Freddie Solomon	1975-77	1	0	0	0.0	0	0	39.6
	Ricky Williams	2002-03, 2005, 2007-09	1	0	0	0.0	0	1	0.0
	Delvin Williams	1978-80	3	0	0	0.0	0	0	39.6
	Scott Zolak	1999	4	0	0	0.0	0	0	39.6
	Pat White	2009	5	0	0	0.0	0	0	39.6

RECEIVING

	PLAYER	YEARS	NO.	YDS.	AVG.	LG	TD
1.	Mark Clayton	1983-92	550	8643	15.7	78t	81
2.	Mark Duper	1982-92	511	8869	17.4	85t	59
3.	Nat Moore	1974-86	510	7547	14.8	79t	74
4.	O.J. McDuffie	1993-01	415	5074	12.2	61t	29
5.	Chris Chambers	2001-07	405	5688	14.0	77t	43
6.	Tony Nathan	1979-87	383	3592	9.4	73	16
7.	Randy McMichael	2002-06	283	3096	10.9	46	18
8.	Duriel Harris	1976-83, 1985	269	4534	16.9	64t	18
9.	Bruce Hardy	1978-89	256	2455	9.6	31	25
10.	Jim Jensen	1981-92	229	2171	9.5	31	19
11.	Oronde Gadsden	1998-03	227	3252	14.3	62	22
12.	Jim Kiick	1968-74	221	2210	10.0	53t	3
13.	Howard Twilley	1966-76	212	3064	14.5	44	23
14.	Tony Martin	1989-93, 1999-00	202	3152	15.6	80t	14
15.	Irving Fryar	1993-95	199	3190	16.0	67t	20
16.	Marty Booker	2004-07	194	2627	13.5	60t	11
17.	Ricky Williams	2002-03, 2005, 2007-09	178	1290	7.2	59	5
18.	Keith Byars	1993-96	166	1433	8.6	34	10
19.	Troy Stradford	1987-90	159	1373	8.6	36	2
20.	Paul Warfield	1970-74	156	3355	21.5	86t	33
21.	Terry Kirby	1993-95	155	1646	10.6	47	6
22.	Ronnie Brown	2005-09	151	1249	8.3	43	2
23.	Keith Jackson	1992-94	146	1880	12.9	57t	18
24.	Bernie Parmalee	1992-98	144	1306	9.1	35	3
25.	Tony Paige	1990-92	140	1115	8.0	30	6
26.	Karl Noonan	1966-71	136	1808	13.2	51t	17
27.	Davone Bess	2008-09	130	1312	10.1	37	3
28.	Ted Ginn, Jr.	2007-09	128	1665	13.0	64	5
29.	Troy Drayton	1996-99	127	1511	11.9	51	8
30.	Lorenzo Hampton	1985-89	123	954	7.8	39t	6
31.	Jim Mandich	1970-77	121	1406	11.6	44	23
32.	Ferrell Edmunds	1988-92	117	1612	13.8	80t	10
33.	Greg Camarillo	2007-09	113	1325	11.7	64t	5
34.	Joe Rose	1980-85	112	1493	13.3	50	13
35.	Rob Konrad	1999-04	111	854	7.7	25	6
36.	Norm Bulaich	1975-79	109	751	6.9	59t	6
37.	James McKnight	2001-03	107	1497	14.0	80t	7
38.	Fred Banks	1987-93	99	1555	15.7	61	8
33.	Stanley Pritchett	1996-99	98	798	8.1	74t	6
40.	Wes Welker	2004-06	96	1121	11.7	47	1
41.	Dan Johnson	1983-87	94	1012	10.8	61t	16
42.	Jimmy Cefalo	1978-84	93	1739	18.7	69t	13
	Ron Davenport	1985-89	93	801	8.6	29	4
44.	Larry Csonka	1968-74, 1979	91	688	7.6	65	4
45.	Mark Ingram	1993-94	88	1213	13.8	77t	12
	Jack Clancy	1967-69	88	1157	13.1	50	3
47.	Lamar Thomas	1996-00	81	1171	14.5	56t	8
48.	Karim Abdul-Jabbar	1996-99	77	527	6.8	36t	1
49.	Gary Davis	1976-79	74	592	8.0	34	1
50.	Doug Moreau	1966-69	73	926	12.7	43	6
51.	Larry Seiple	1967-77	72	935	13.0	41t	7
52.	Delvin Williams	1978-80	70	574	8.2	42	1
53.	Andre Tillman	1975-78	66	757	11.5	37t	6
54.	Anthony Fasano	2008-09	65	793	12.2	27	9
	David Martin	2007-08	65	753	11.6	61t	5
56.	Freddie Solomon	1975-77	61	973	16.0	58t	5
	Lamar Smith	2000-01	61	435	7.1	65t	4
58.	Tom Vigorito	1981-85	59	439	7.4	31t	2
59.	James Pruitt	1986-88, 1990-91	58	942	16.2	37	8
60.	Marlin Briscoe	1972-74	57	858	15.1	53	7
	Jerris McPhail	1996-97	54	544	10.1	52	1
	Bobby Humphrey	1992	54	507	9.4	26	1
63.	Fred Barnett	1996-97	53	728	13.7	66	4
	Derek Hagan	2006-08	53	645	12.2	24	3

	PLAYER	YEARS	NO.	YDS.	AVG.	LG	TD
65.	Sammy Morris	2004-06	51	340	6.7	44	0
66.	Travis Minor	2001-06	50	353	7.1	29	1
67.	Derrius Thompson	2003-04	49	718	14.7	36	4
68.	Marv Fleming	1970-74	48	523	10.9	36	4
69.	Mercury Morris	1969-75	46	491	10.7	50	1
70.	Justin Peelle	2006-07	45	344	7.6	35	3
71.	Eric Green	1995	43	499	11.6	31t	3
72.	Stan Mitchell	1966-70	42	533	12.6	48	5
73.	Joe Auer	1966-67	40	481	12.0	68t	6
	Dedric Ward	2001-02	40	381	9.5	22	0
75.	Ed Perry	1997-04	39	308	7.9	46	2
	Woody Bennett	1980-89	39	295	7.6	27	3
77.	Gary Clark	1995	37	525	14.2	42t	2
	Mark Higgs	1990-94	37	294	7.9	21	0
79.	Charles Jordan	1996-98	36	640	17.8	44t	3
80.	Leslie Shepherd	2000	35	446	12.7	46t	4
81.	Jed Weaver	2000-02	34	469	13.8	41	5
82.	Randal Hill	1991, 1995-96	33	669	20.3	61	4
83.	Sammie Smith	1989-91	32	310	9.7	53t	1
	Aaron Craver	1991-94	32	304	9.5	28	0
	Leroy Harris	1977-78	32	240	7.5	57	0
	James Saxon	1992-94	32	192	6.0	25	0
87.	Brian Hartline	2009	31	506	16.3	67	3
	Nick Giaquinto	1980-81	31	230	7.4	25	2
89.	Greg Baty	1990-94	30	377	12.6	32	4
90.	J.J. Johnson	1999-01	29	182	6.3	17	0
91.	Lorenzo Booker	2007	28	237	8.5	22	0
92.	Andre Brown	1989-90	27	459	17.0	48t	5
	Dave Kocourek	1966	27	320	11.9	43	2
	Jesse Chatman	2005, 2007	27	161	6.0	22	0
95.	Bo Roberson	1966	26	519	20.0	80t	2
96.	Frank Jackson	1966-67	25	439	17.6	48	3
	Don Nottingham	1973-77	25	213	8.5	29	0
	Ronnie Lee	1979-82, 1984-89	25	167	6.7	41	3
99.	Patrick Cobbs	2006-09	24	318	13.3	80t	2
	Irving Spikes	1994-97	24	185	7.7	24	2
101.	Gene Milton	1968-69	21	322	15.3	49	1
	Mike Williams	1992-95	21	292	13.9	29	0
	Scott Miller	1991-96	21	274	13.0	27	1
	Joey Haynos	2008-09	21	184	8.8	21	3
105.	Bryan Gilmore	2004-05	20	311	15.6	44t	2
	Donald Lee	2003-04	20	220	11.0	25	2
	Lex Hilliard	2009	20	158	7.9	18	2
108.	Scott Schwedes	1987-90	19	370	19.5	65t	2
	Brett Perriman	1997	19	309	16.3	26	1
110.	Otto Stowe	1971-72	18	344	19.1	49	3
	Yatil Green	1997-99	18	234	13.0	27	0
	Autry Denson	1999-00	18	133	7.4	28	0
	Robert Edwards	2002	18	126	7.0	14	1
	Hunter Goodwin	1999-01	18	118	6.6	14	1
	Eddie Hill	1981-84	18	106	5.9	16	1
116.	Benny Malone	1974-78	17	234	13.8	43	0
	Lousaka Polite	2008-09	17	75	4.4	10	0
118.	Billy Joe	1966	16	317	19.8	67	2
	Thurman Thomas	2000	16	117	7.3	15	1
	Abner Haynes	1967	16	100	6.3	22	0
121.	Tom Brown	1987-89	14	123	8.8	23	0
122.	Cookie Gilchrist	1966	13	116	8.9	22	1
	Lamar Gordon	2004	13	74	5.7	25	0
	Terry Robiskie	1980-81	13	60	4.6	15	0
125.	John Tagliaferri	1987	12	117	9.8	27	0
	Marc Logan	1989-91	12	88	7.3	12	0
	Obafemi Ayanbadejo	2003	12	53	4.4	12	0
128.	Jack Harper	1967-68	11	212	19.3	40	3
	John Roderick	1966	11	156	14.2	64	1
	Jim Cox	1968	11	147	13.4	30	0

	PLAYER	YEARS	NO.	YDS.	AVG.	LG	TD
	Joe Carter	1984-86	11	66	6.0	15	0
132.	Preston Carpenter	1966	10	127	12.7	42	0
	Sam Price	1966-68	10	70	7.0	27	1
	John Avery	1998-99	10	67	6.7	19t	1
135.	Nate Jacquet	1998-99	9	140	15.6	29	0
	Leland Douglas	1987	9	92	10.2	17	1
	Hubert Ginn	1970-75	9	49	5.4	23	0
138.	Jeff Ogden	2000-01	8	97	12.1	18	1
	Cris Carter	2002	8	66	8.3	15	1
	Lawrence Sampleton	1987	8	64	8.0	19	0
	Steve Howell	1979-81	8	61	7.6	13	0
	David Overstreet	1983	8	55	6.9	20	2
	Lorenzo Diamond	2005	8	54	6.8	18	0
	Rick Casares	1966	8	45	5.6	20	1
145.	Bert Emanuel	2000	7	132	18.9	53t	1
	Eddie Chavis	1987	7	108	15.4	27	0
	Loaird McCreary	1976-78	7	88	12.6	30	3
	Brian Manning	1997	7	85	12.1	21	0
	Bill Cronin	1966	7	83	11.9	21	1
	Willie Richardson	1970	7	67	9.6	27	1
151.	Vince Heflin	1982-85	6	98	16.3	46t	1
	Stan Winfrey	1975-77	6	55	9.2	16	1
	David Lewis	1987	6	53	8.8	22	1
	Cecil Collins	1999	6	32	5.3	12	0
	Andra Franklin	1981-84	6	15	2.5	6	1
156.	Damon Reilly	1987	5	70	14.0	20	0
	Ronnie Williams	1993-95	5	54	10.8	17	0
158.	Mel Baker	1974	4	121	30.0	46t	2
	Elmer Bailey	1980-81	4	105	26.3	39	0
	David Boston	2004-05	4	80	20.0	54	0
	Brett Carolan	1996	4	48	12.0	21	1
	Jim Braxton	1978	4	47	11.8	19	0
	Samkon Gado	2007	4	47	11.8	35	0
	Tom Boutwell	1969	4	29	7.3	12	0
	Garrett Limbrick	1990	4	23	5.8	9	0
	Heath Evans	2005	4	17	4.3	5	0
	Jamar Martin	2004	4	15	3.8	7	0
	Charles Leigh	1971-73	4	9	2.3	7	0
169.	Robert Clark	1992	3	59	19.7	45	0
	Gene Mingo	1966-67	3	40	13.3	9	0
	Bill Darnall	1968-69	3	38	12.7	13	0
	Kory Sperry	2009	3	31	10.3	13	1
	Brandon London	2008	3	30	10.0	14	0
	Roosevelt Potts	1997	3	27	9.0	13	0
	Ernest Wilford	2008	3	25	8.3	15	0
	Darian Barnes	2005-06	3	22	7.3	13	0
	Leonard Henry	2002-04	3	12	4.0	7	0
	Robert Wilson	1994-96	3	8	2.7	3t	1
179.	Kendall Newson	2003-05	2	55	27.5	37	0
	Ron Sellers	1973	2	54	27.0	42	0
	Mike Caterbone	1987	2	46	23.0	30	0
	Desmond Clark	2002	2	42	21.0	26	0
	Jim Mertens	1969	2	26	13.0	15	0
	Jimmy Hines	1969	2	23	11.5	22	0
	Rich Diana	1982	2	21	10.5	13	0
	David Woodley	1980-83	2	21	10.5	15t	1
	Cleveland Gary	1994	2	19	9.5	11	0
	Kevin McKenzie	1999	2	18	9.0	13	0
	Charles Henry	1991	2	17	8.5	9	0
	Brian Kinchen	1988-90	2	15	7.5	12	0
	Deon Dyer	2000-02	2	14	7.0	13	0
	Cliff Russell	2005-06	2	14	7.0	9	0
	Willie Smith	1987	2	13	6.5	8	1
	Ronald Scott	1987	2	7	3.5	5	0
	Reagan Mauia	2007	2	5	2.5	5	0
	Casey Cramer	2008	2	3	1.5	2t	1

	PLAYER	YEARS	NO.	YDS.	AVG.	LG	TD
	Bob Torrey	1979	2	3	1.5	8	0
	Barry Pryor	1969-70	2	-3	-1.5	0	0
199.	Bo Rather	1973, 1978	1	39	39.0	39	0
	Wes Matthews	1966	1	20	20.0	20	0
	Tom Beier	1967, 1969	1	19	19.0	19	0
	Robert Baker	1999-02	1	17	17.0	17	0
	Mike Holmes	1976	1	11	11.0	11	0
	Ricky Isom	1987	1	11	11.0	11	0
	Keith Sims	1990-97	1	9	9.0	9	0
	Dick Anderson	1968-77	1	8	8.0	8	0
	Ronald Bellamy	2004	1	8	8.0	8	0
	Nuu Faaola	1989	1	8	8.0	8	0
	Vick King	2004	1	8	8.0	8	0
	Vern Den Herder	1971-81	1	7	7.0	7t	1
	Aaron Halterman	2007	1	7	7.0	7	0
	Lawrence Phillips	1997	1	6	6.0	6	0
	George Farmer	1987	1	5	5.0	5	0
	George Chesser	1966-67	1	4	4.0	4	0
	Dewayne Dotson	1994-95, 1997	1	4	4.0	4	0
	Doug Easlick	2004	1	4	4.0	4	0
	Alex Holmes	2005	1	2	2.0	2	0
	Frank Wainright	1995-98	1	2	2.0	2t	1
	Will Heller	2005	1	1	1.0	1t	1
	Ron Moore	1998	1	1	1.0	1	0
	Damon Huard	1997-00	1	0	0.0	0	0
	Dan Marino	1983-99	1	-6	-6.0	-6	0
223.	Lee Suggs	2006	0	13	-	13	0
	Rex Hadnot	2004-07	0	-2	-	-2	0

SCORING

	PLAYER	YEARS	TD	TDR	TDP	TDRT	FG	PAT	PTS.
1.	Olindo Mare	1997-06	0	0	0	0	245	313	1048
2.	Garo Yepremian	1970-78	0	0	0	0	165	335	830
3.	Pete Stoyanovich	1989-95	0	0	0	0	176	246	774
4.	Uwe von Schamann	1979-84	0	0	0	0	101	237	540
5.	Mark Clayton	1983-92	82	0	81	1	0	0	492
6.	Nat Moore	1974-86	75	1	74	0	0	0	450
7.	Mark Duper	1982-92	59	0	59	0	0	0	354
8.	Larry Csonka	1968-74, 1979	57	53	4	0	0	0	342
9.	Fuad Reveiz	1985-88	0	0	0	0	53	161	320
10.	Ricky Williams	2002-03, 2005,							
		2007-09	51	46	5	0	0	0	308#
11.	Chris Chambers	2001-07	43	0	43	0	0	0	260#
12.	Dan Carpenter	2008-09	0	0	0	0	46	77	215
13.	Karim Abdul-Jabbar	1996-99	34	33	1	0	0	0	204
14.	Ronnie Brown	2005-09	33	31	2	0	0	0	200#
15.	Mercury Morris	1969-75	33	29	1	3	0	0	198
	Tony Nathan	1979-87	33	16	16	1	0	0	198
	Paul Warfield	1970-74	33	0	33	0	0	0	198
18.	O.J. McDuffie	1993-01	32	0	29	3	0	0	194#
19.	Jim Kiick	1968-74	31	28	3	0	0	0	186
20.	Lorenzo Hampton	1985-89	28	22	6	0	0	0	168
21.	Bruce Hardy	1978-89	25	0	25	0	0	0	150
	Don Nottingham	1973-77	25	25	0	0	0	0	150
23.	Lamar Smith	2000-01	24	20	4	0	0	0	144
24.	Norm Bulaich	1975-79	23	17	6	0	0	0	138
	Andra Franklin	1981-84	23	22	1	0	0	0	138
	Jim Mandich	1970-77	23	0	23	0	0	0	138
	Howard Twilley	1966-76	23	0	23	0	0	0	138
28.	Oronde Gadsden	1998-03	22	0	22	0	0	0	132
29.	Irving Fryar	1993-95	20	0	20	0	0	0	124##
30.	Randy McMichael	2002-06	19	0	18	1	0	0	116#
31.	Jim Jensen	1981-92	19	0	19	0	0	0	114
32.	Keith Jackson	1992-94	18	0	18	0	0	0	110#
	Bernie Parmalee	1992-98	18	15	3	0	0	0	110#

PLAYER	YEARS	TD	TDR	TDP	TDRT	FG	PAT	PTS.
34. Duriel Harris	1976-83, 1985	18	0	18	0	0	0	108
35. Ron Davenport	1985-89	17	13	4	0	0	0	102
Karl Noonan	1966-71	17	0	17	0	0	0	102
37. Keith Byars	1993-96	16	6	10	0	0	0	96
Dan Johnson	1983-87	16	0	16	0	0	0	96
Benny Malone	1974-78	16	16	0	0	0	0	96
Sammie Smith	1989-91	16	15	1	0	0	0	96
41. Terry Kirby	1993-95	15	9	6	0	0	0	92#
42. Mark Higgs	1990-94	15	14	0	1	0	0	90
43. Jay Feely	2007	0	0	0	0	21	26	89
Joe Nedney	1996-97	0	0	0	0	18	35	89
45. Tony Martin	1989-93, 1999-00	14	0	14	0	0	0	84
Delvin Williams	1978-80	14	13	1	0	0	0	84
47. Woody Bennett	1980-88	13	10	3	0	0	0	78
Jimmy Cefalo	1978-84	13	0	13	0	0	0	78
Joe Rose	1980-85	13	0	13	0	0	0	78
50. Joe Auer	1966-67	12	5	6	1	0	0	72
Mark Ingram	1993-94	12	0	12	0	0	0	72
Troy Stradford	1987-90	12	10	2	0	0	0	72
53. Marty Booker	2004-07	11	0	11	0	0	0	70##
54. Karl Kremser	1969-70	0	0	0	0	13	28	67
55. Jay Fiedler	2000-04	11	11	0	0	0	0	66
56. Gene Mingo	1966-67	0	0	0	0	11	32	65
57. Ferrell Edmunds	1988-92	10	0	10	0	0	0	60
Ted Ginn, Jr.	2007-09	10	2	5	3	0	0	60
Travis Minor	2001-06	10	8	1	1	0	0	60
Irving Spikes	1994-97	10	8	2	0	0	0	60
David Woodley	1980-83	10	9	1	0	0	0	60
62. Jason Taylor	1997-07, 2009	9	0	0	9	0	0	58**
63. Anthony Fasano	2008-09	9	0	9	0	0	0	54
Pete Johnson	1984	9	9	0	0	0	0	54
Dan Marino	1983-99	9	9	0	0	0	0	54
Stan Mitchell	1966-70	9	4	5	0	0	0	54
Tony Paige	1990-92	9	3	6	0	0	0	54
James Pruitt	1986-88, 1990-91	9	0	8	1	0	0	54
Freddie Solomon	1975-77	9	1	5	3	0	0	54
70. Jimmy Keyes	1968-69	0	0	0	0	7	30	51
71. Troy Drayton	1996-99	8	0	8	0	0	0	50#
James McKnight	2001-03	8	1	7	0	0	0	50#
73. Fred Banks	1987-93	8	0	8	0	0	0	48
Gary Davis	1976-79	8	7	1	0	0	0	48
Sammy Morris	2004-06	8	8	0	0	0	0	48
Stanley Pritchett	1996-99	8	2	6	0	0	0	48
Lamar Thomas	1996-00	8	0	8	0	0	0	48
78. Doug Moreau	1966-69	6	0	6	0	1	6	45
79. Marlin Briscoe	1972-74	7	0	7	0	0	0	42
Bob Griese	1967-80	7	7	0	0	0	0	42
Rob Konrad	1999-04	7	1	6	0	0	0	42
Larry Seiple	1966-67	7	0	7	0	0	0	42
83. Booth Lusteg	1967	0	0	0	0	7	18	39
84. Leroy Harris	1977-78	6	6	0	0	0	0	36
Andre Tillman	1975-78	6	0	6	0	0	0	36
Tommy Vigorito	1981-85	6	2	2	2	0	0	36
87. Andre Brown	1989-90	5	0	5	0	0	0	30
J.J. Johnson	1999-01	5	5	0	0	0	0	30
David Martin	2007-08	5	0	5	0	0	0	30
Jed Weaver	2000-02	5	0	5	0	0	0	30
91. Dick Anderson	1968-77	4	0	0	4	0	0	24
Fred Barnett	1996-97	4	0	4	0	0	0	24
Greg Baty	1991-94	4	0	4	0	0	0	24
Terrell Buckley	1995-99, 2003	4	0	0	4	0	0	24
Greg Camarillo	2007-09	4	0	4	0	0	0	24
Patrick Cobbs	2006-09	4	2	2	0	0	0	24
Marv Fleming	1970-74	4	0	4	0	0	0	24

	PLAYER	YEARS	TD	TDR	TDP	TDRT	FG	PAT	PTS.
	Jack Harper	1967-68	4	1	3	0	0	0	24
	Brian Hartline	2009	4	1	3	0	0	0	24
	Randal Hill	1991, 1995-96	4	0	4	0	0	0	24
	Cleo Lemon	2005-07	4	4	0	0	0	0	24
	Marc Logan	1989-91	4	2	0	2	0	0	24
	Leslie Shepherd	2000	4	0	4	0	0	0	24
	Zach Thomas	1996-07	4	0	0	4	0	0	24
	Derrius Thompson	2003-04	4	0	4	0	0	0	24
106.	Willie Beecher	1987	0	0	0	0	3	12	21
107.	Eric Green	1995	3	0	3	0	0	0	20#
	Derek Hagan	2006-08	3	0	3	0	0	0	20#
	Sam Madison	1997-05	3	0	0	3	0	0	20*
110.	John Avery	1998-99	3	2	1	0	0	0	18
	Davone Bess	2008-09	3	0	3	0	0	0	18
	Jack Clancy	1967-69	3	0	3	0	0	0	18
	Tony Franklin	1988	0	0	0	0	4	6	18
	Samkon Gado	2007	3	3	0	0	0	0	18
	Nick Giaquinto	1980-81	3	0	2	1	0	0	18
	Hubert Ginn	1970-75	3	3	0	0	0	0	18
	Joey Haynos	2008-09	3	0	3	0	0	0	18
	Lex Hilliard	2009	3	1	2	0	0	0	18
	Frank Jackson	1966-67	3	0	3	0	0	0	18
	Charles Jordan	1996-98	3	0	3	0	0	0	18
	Mike Kozlowski	1979-86	3	0	0	3	0	0	18
	Ronnie Lee	1979-82, 1984-89	3	0	3	0	0	0	18
	Ray Lucas	2001-02	3	3	0	0	0	0	18
	Loaird McCreary	1976-78	3	0	3	0	0	0	18
	Lloyd Mumphord	1969-74	3	0	0	3	0	0	18
	David Overstreet	1983	3	1	2	0	0	0	18
	Justin Peelle	2006-07	3	0	3	0	0	0	18
	Scott Schwedes	1987-90	3	0	2	1	0	0	18
	Ronald Scott	1987	3	3	0	0	0	0	18
	Otto Stowe	1971-72	3	0	3	0	0	0	18
131.	Matt Bryant	2004	0	0	0	0	3	7	16
	Wes Welker	2004-06	2	0	1	1	1	1	16
133.	Tim Foley	1970-80	2	0	0	2	0	0	14*
	Billy Joe	1966	2	0	2	0	0	0	14#
135.	Mel Baker	1974	2	0	2	0	0	0	12
	Charlie Baumann	1991	0	0	0	0	2	6	12
	Bob Baumhower	1977-86	2	0	0	2	0	0	12
	Jim Braxton	1978	2	2	0	0	0	0	12
	Gary Clark	1995	2	0	2	0	0	0	12
	Cecil Collins	1999	2	2	0	0	0	0	12
	Robert Edwards	2002	2	1	1	0	0	0	12
	Bryan Gilmore	2004-05	2	0	2	0	0	0	12
	Abner Haynes	1967	2	2	0	0	0	0	12
	Eddie Hill	1981-84	2	1	1	0	0	0	12
	Liffort Hobley	1987-93	2	0	0	2	0	0	12
	Bobby Humphrey	1992	2	1	1	0	0	0	12
	William Judson	1982-89	2	0	0	2	0	0	12
	Dave Kocourek	1966	2	0	2	0	0	0	12
	Donald Lee	2003-04	2	0	2	0	0	0	12
	Kyle Mackey	1987	2	2	0	0	0	0	12
	Brock Marion	1998-03	2	0	0	2	0	0	12
	Don McNeal	1980-89	2	0	0	2	0	0	12
	Jerris McPhail	1996-97	2	1	1	0	0	0	12
	Scott Miller	1991-96	2	0	1	1	0	0	12
	Jeff Ogden	2000-01	2	0	1	1	0	0	12
	Louis Oliver	1989-93, 1995-96	2	0	0	2	0	0	12
	Ed Perry	1997-04	2	0	2	0	0	0	12
	Sam Price	1966-68	2	1	1	0	0	0	12
	Bo Roberson	1966	2	0	2	0	0	0	12
	Terry Robiskie	1980-81	2	2	0	0	0	0	12
	Bill Stanfill	1969-76	2	0	0	2	0	0	12

PLAYER	YEARS	TD	TDR	TDP	TDRT	FG	PAT	PTS.
Don Strock	1974-87	2	2	0	0	0	0	12
Patrick Surtain	1998-04	2	0	0	2	0	0	12
Troy Vincent	1992-95	2	0	0	2	0	0	12
Jimmy Warren	1966-67	2	0	0	2	0	0	12
Dick Westmoreland	1966-69	2	0	0	2	0	0	12
Stan Winfrey	1975-77	2	1	1	0	0	0	12
168. Bill Gramatica	2004	0	0	0	0	3	0	9
169. Kim Bokamper	1977-85	1	0	0	1	0	0	8*
Curtis Johnson	1970-78	1	0	0	1	0	0	8*
171. Will Allen	2006-09	1	0	0	1	0	0	6
John Beck	2007-08	1	1	0	0	0	0	6
Don Bessillieu	1979-81	1	0	0	1	0	0	6
Glenn Blackwood	1979-87	1	0	0	1	0	0	6
Tim Bowens	1994-04	1	0	0	1	0	0	6
J.B. Brown	1989-96	1	0	0	1	0	0	6
Bob Brudzinski	1981-89	1	0	0	1	0	0	6
Nick Buoniconiti	1969-76	1	0	0	1	0	0	6
Brett Carolan	1996	1	0	1	0	0	0	6
Cris Carter	2002	1	0	1	0	0	0	6
Joe Carter	1984-86	1	1	0	0	0	0	6
Rick Casares	1966	1	0	1	0	0	0	6
Jesse Chatman	2005, 2007	1	1	0	0	0	0	6
Casey Cramer	2008	1	0	1	0	0	0	6
Aaron Craver	1991-94	1	1	0	0	0	0	6
Bill Cronin	1966	1	0	1	0	0	0	6
Daunte Culpepper	2006	1	1	0	0	0	0	6
Vontae Davis	2009	1	0	0	1	0	0	6
Vern Den Herder	1971-81	1	0	1	0	0	0	6
Leland Douglas	1987	1	0	1	0	0	0	6
Bert Emanuel	2000	1	0	1	0	0	0	6
Frank Emanuel	1968-69	1	0	0	1	0	0	6
Tom Erlandson	1966-67	1	0	0	1	0	0	6
A.J. Feeley	2004-05	1	1	0	0	0	0	6
Trent Gamble	2000-03	1	0	0	1	0	0	6
Cookie Gilchrist	1966	1	0	1	0	0	0	6
Kerry Glenn	1990-92	1	0	0	1	0	0	6
Hunter Goodwin	1999-01	1	0	1	0	0	0	6
Vince Heflin	1982-85	1	0	1	0	0	0	6
Will Heller	2005	1	0	1	0	0	0	6
Chad Henne	2008-09	1	1	0	0	0	0	6
Renaldo Hill	2006-08	1	0	0	1	0	0	6
Sean Hill	1994-96	1	0	0	1	0	0	6
Trell Hooper	1987	1	0	0	1	0	0	6
Steve Howell	1979-81	1	1	0	0	0	0	6
Ricky Isom	1987	1	1	0	0	0	0	6
Calvin Jackson	1994-99	1	0	0	1	0	0	6
Vestee Jackson	1991-93	1	0	0	1	0	0	6
Pete Jaquess	1966-67	1	0	0	1	0	0	6
Pat Johnson	1995	1	0	0	1	0	0	6
Robert Jones	1998-00	1	0	0	1	0	0	6
Chuck Klingbeil	1991-95	1	0	0	1	0	0	6
Bernie Kosar	1994-96	1	1	0	0	0	0	6
Michael Lehan	2006-08	1	0	0	1	0	0	6
Charles Leigh	1971-73	1	1	0	0	0	0	6
David Lewis	1987	1	0	1	0	0	0	6
Phillip Merling	2008-09	1	0	0	1	0	0	6
Gene Milton	1968-69	1	0	1	0	0	0	6
Kenny Mixon	1998-01	1	0	0	1	0	0	6
Earl Morrall	1972-76	1	1	0	0	0	0	6
Cliff Odom	1990-93	1	0	0	1	0	0	6
Chad Pennington	2008-09	1	1	0	0	0	0	6
Brett Perriman	1997	1	0	1	0	0	0	6
Derrick Pope	2004-07	1	0	0	1	0	0	6
Willie Richardson	1970	1	0	1	0	0	0	6
John Roderick	1966	1	0	1	0	0	0	6
Jake Scott	1970-75	1	0	0	1	0	0	6

PLAYER	YEARS	TD	TDR	TDP	TDRT	FG	PAT	PTS.
Scott Secules	1989-92	1	1	0	0	0	0	6
Gerald Small	1978-83	1	0	0	1	0	0	6
Willie Smith	1987	1	0	1	0	0	0	6
Brian Sochia	1986-91	1	0	0	1	0	0	6
Kory Sperry	2009	1	0	1	0	0	0	6
John Stofa	1966-67, 1969-70	1	1	0	0	0	0	6
John Tagliaferri	1987	1	1	0	0	0	0	6
Norris Thomas	1977-79	1	0	0	1	0	0	6
Thurman Thomas	2000	1	0	1	0	0	0	6
Bob Torrey	1979	1	1	0	0	0	0	6
Frank Wainright	1995-98	1	0	1	0	0	0	6
Fulton Walker	1981-84	1	0	0	1	0	0	6
Willie West	1966-68	1	0	0	1	0	0	6
Jarvis Williams	1988-93	1	0	0	1	0	0	6
Robert Wilson	1994-96	1	0	1	0	0	0	6
Dick Wood	1966	1	1	0	0	0	0	6
245. Van Tiffin	1987	0	0	0	0	0	4	4
246. Charlie Anderson	2008-09	0	0	0	0	0	0	2*
Kevin Carter	2005-06	0	0	0	0	0	0	2*
Mike Charles	1983-86	0	0	0	0	0	0	2*
Aaron Craver	1991-94	0	0	0	0	0	0	2#
A.J. Duhe	1977-84	0	0	0	0	0	0	2*
Larry Gordon	1976-82	0	0	0	0	0	0	2*
Jermaine Haley	2000-02	0	0	0	0	0	0	2*
Reggie Howard	2004-05	0	0	0	0	0	0	2*
Sammy Knight	2003-04	0	0	0	0	0	0	2*
Don Reese	1974-76	0	0	0	0	0	0	2*
George Wilson	1966	0	0	0	0	0	0	2#

* — safety # — two point conversion

INTERCEPTIONS

PLAYER	YEARS	NO.	YDS.	AVG.	LG	TD
1. Jake Scott	1970-75	35	425	12.1	47	0
2. Dick Anderson	1968-77	34	792	23.3	96t	3
3. Sam Madison	1997-05	31	487	15.7	42	2
4. Glenn Blackwood	1979-87	29	398	13.7	50	1
Patrick Surtain	1998-04	29	298	10.3	43	2
6. Louis Oliver	1989-93, 1995-96	24	569	23.7	103t	2
Terrell Buckley	1995-99, 2003	24	425	17.7	91t	3
William Judson	1982-89	24	368	15.3	61t	2
9. Gerald Small	1978-83	23	378	16.4	46t	1
10. Curtis Johnson	1970-78	22	150	6.8	34	0
Tim Foley	1970-80	22	96	4.4	18	0
12. Brock Marion	1998-03	20	431	21.6	100t	2
13. Don McNeal	1980-89	18	163	9.1	30	2
14. Zach Thomas	1996-07	17	170	10.0	34t	4
15. J.B. Brown	1989-96	16	293	18.3	48	1
16. Dick Westmoreland	1966-69	15	236	15.7	42	1
17. Troy Vincent	1992-95	14	284	20.3	69	2
Jarvis Williams	1988-93	14	216	15.4	42	1
Lloyd Mumphord	1969-74	14	187	13.4	51	2
Lyle Blackwood	1981-86	14	175	12.5	45	0
Earnie Rhone	1975-84	14	110	7.9	16	0
22. Willie West	1966-68	13	180	13.8	32	0
Paul Lankford	1982-91	13	89	6.7	44	0
24. Charlie Babb	1972-79	12	141	11.8	36	0
Brian Walker	1997-98, 2000-01	12	92	7.7	31	0
26. Jimmy Warren	1966-69	11	247	22.5	70t	2
27. Mike Kozlowski	1979-86	8	172	21.5	38t	2
Larry Gordon	1976-82	8	121	15.1	36	0
Bob Matheson	1971-79	8	111	13.9	34	0
Jason Taylor	1997-07, 2009	8	110	13.8	51t	3
Nick Buoniconti	1969-76	8	89	11.1	24	0
32. Sammy Knight	2003-04	7	130	18.6	70	0

	PLAYER	YEARS	NO.	YDS.	AVG.	LG	TD
	Norris Thomas	1977-79	7	115	16.4	53t	1
	Will Allen	2006-09	7	114	16.3	32t	1
	André Goodman	2006-08	7	76	10.9	55	0
36.	Bud Brown	1984-88	6	96	16.0	53	0
	Renaldo Hill	2006-08	6	91	15.2	24	0
	Kim Bokamper	1977-85	6	55	9.2	24t	1
	John Bramlett	1977-85	6	49	8.2	22	0
40.	Bob Petrella	1966-71	5	104	20.8	33	0
	Neal Colzie	1979	5	86	17.2	56	0
	Mike Kolen	1970-77	5	85	17.0	29	0
	Liffort Hobley	1987-93	5	61	12.2	22	0
	Fulton Walker	1981-84	5	61	12.2	30	0
	Arturo Freeman	2000-04	5	59	11.8	47	0
	Bob Brudzinski	1981-89	5	46	9.2	19	0
	Rick Volk	1977-78	5	42	8.4	24	0
	Shawn Wooden	1996-99, 2001-04	5	25	5.0	15	0
	Jason Allen	2006-09	5	24	4.8	13	0
	Doug Swift	1970-75	5	17	3.4	12	0
	Don Bessillieu	1979-81	5	13	2.6	12	0
52.	Calvin Jackson	1994-99	4	105	26.3	61t	1
	Lance Schulters	2005	4	78	19.5	37	0
	Tom Erlandson	1966-67	4	68	17.0	37	1
	Vontae Davis	2009	4	64	16.0	26	1
	Jeremiah Bell	2004-09	4	48	12.0	29	0
	John Offerdahl	1986-93	4	44	11.0	28	0
	Tim McKyer	1990	4	40	10.0	21	0
	Gene Atkins	1994-96	4	24	6.0	18	0
	Michael Stewart	1994-96	4	11	2.8	11	0
61.	Vestee Jackson	1991-93	3	63	21.0	30t	1
	Ed Taylor	1979-82	3	55	18.3	44	0
	Rodney Thomas	1988-90	3	52	17.3	48	0
	Frank Emanuel	1968-69	3	46	15.3	24	0
	Bryan Cox	1991-95	3	38	12.7	26	0
	Travares Tillman	2005-07	3	38	12.7	22	0
	Wahoo McDaniel	1966-68	3	35	11.7	20	0
	Derrick Rodgers	1997-02	3	33	11.0	21	0
	Jerry Wilson	1996-00	3	32	10.7	19	0
	Travis Daniels	2005-07	3	31	10.3	29	0
	Steve Towle	1975-80	3	30	10.0	16	0
	Pete Jaquess	1966-67	3	27	9.0	27	1
	Mark Brown	1983-88	3	18	6.0	13	0
	A.J. Duhe	1977-84	3	18	6.0	11	0
	Ed Weisacosky	1968-70	3	10	3.3	7	0
	Aubrey Beavers	1994-95	3	8	2.7	8	0
	Nate Jones	2008-09	3	0	0.0	0	0
78.	Donovan Rose	1986-87	2	63	31.5	36	0
	Rusty Chambers	1976-80	2	53	26.5	49	0
	Dwight Hollier	1992-99	2	47	24.5	36	0
	Ken Ellis	1976	2	40	20.0	40	0
	Bobby Harden	1990-93	2	39	19.5	22	0
	Robert Sowell	1983-85, 1987	2	36	18.0	29	0
	Bill Stanfill	1969-76	2	32	16.0	17t	2
	Kerry Glenn	1990-92	2	31	15.5	31t	1
	Jamar Fletcher	2001-03	2	30	15.0	30	0
	Akin Ayodele	2008-09	2	29	14.5	17	0
	Henry Stuckey	1972-74	2	25	12.5	21	0
	George Teague	1997	2	25	12.5	23	0
	Tyrone Culver	2008-09	2	24	12.0	23	0
	Joey Porter	2007-08	2	19	9.5	14	0
	Tate Randle	1987	2	16	8.0	11	0
	John McGeever	1966	2	15	7.5	15	0
	Tom Beier	1967, 1969	2	14	7.0	7	0
	Robert Jones	1998-00	2	14	7.0	14t	1
	Jeris White	1974-76	2	4	2.0	4	0
	Tyrone Braxton	1994	2	3	1.5	3	0
	Chris Green	1991-94	2	0	0.0	0	0

	PLAYER	YEARS	NO.	YDS.	AVG.	LG	TD
	Derrick Pope	2004-07	2	0	0.0	0	0
100.	Kenny Mixon	1998-01	1	56	56.0	56t	1
	Jay Brophy	1984-86	1	41	41.0	41	0
	Dean Brown	1970	1	32	32.0	32	0
	Bob Neff	1966-68	1	32	32.0	17	0
	Hugh Green	1985-91	1	28	28.0	28	0
	Earl Faison	1966	1	26	26.0	26	0
	Phillip Merling	2008-09	1	25	25.0	25t	1
	Vern Den Herder	1971-81	1	24	24.0	24	0
	Charles Cornelius	1977-78	1	21	21.0	21	0
	Bob Bruggers	1966-68	1	20	20.0	20	0
	Ralph Ortega	1979-80	1	17	17.0	13	0
	Ted Davis	1970	1	15	15.0	15	0
	Rick Graf	1987-89	1	14	14.0	14	0
	Shawn Lee	1990-91	1	14	14.0	14	0
	Randy Starks	2008	1	8	8.0	8	0
	Jackie Shipp	1984-88	1	7	7.0	7	0
	Craig Veasey	1993-94	1	7	7.0	7	0
	Reggie Howard	2004-05	1	5	5.0	5	0
	Eric Kumerow	1988-90	1	5	5.0	5	0
	Alex Moyer	1985-86	1	4	4.0	4	0
	Greg Jeffries	1999-00	1	3	3.0	3	0
	Jack Rudolph	1966	1	3	3.0	3	0
	Chris Singleton	1993-96	1	3	3.0	3	0
	Brendon Ayanbadejo	2003-04	1	2	2.0	2	0
	Larry Ball	1972-74, 1977-78	1	2	2.0	2	0
	Mike Charles	1983-86	1	2	2.0	2	0
	Channing Crowder	2005-09	1	2	2.0	2	0
	Mike Reichenbach	1990-91	1	2	2.0	2	0
	Randall Edmunds	1968-69	1	1	1.0	1	0
	Bruce Alexander	1992	1	0	0.0	0	0
	Bob Baumhower	1977-86	1	0	0.0	0	0
	Tim Bowens	1994-04	1	0	0.0	0	0
	Jeff Cross	1989-95	1	0	0.0	0	0
	Scott Galyon	2000-02	1	0	0.0	0	0
	Jermaine Haley	2000-02	1	0	0.0	0	0
	Sean Hill	1994-96	1	0	0.0	0	0
	Mack Lamb	1967-68	1	0	0.0	0	0
	Michael Lehan	2006-08	1	0	0.0	0	0
	Cliff Odum	1990-93	1	0	0.0	0	0
	Muhammad Oliver	1994	1	0	0.0	0	0
	Vern Roberson	1977	1	0	0.0	0	0
	Bryant Salter	1976	1	0	0.0	0	0
	Terrance Shaw	2000	1	0	0.0	0	0
	Donnie Spragan	2005-07	1	0	0.0	0	0
	Reggie Torbor	2008-09	1	0	0.0	0	0
	Jay Williams	2002-04	1	0	0.0	0	0
	Jeff Zgonina	2003-06	1	0	0.0	0	0
	Daryl Gardener	1996-01	1	-1	-1.0	-1	0

SACKS

	PLAYER	YEARS	NO.	PLAYER	YEARS	NO.	
1.	Jason Taylor	1997-07, 2009	124.0	6.	Trace Armstrong	1995-00	56.5
2.	Bill Stanfill	1969-76	67.5	7.	Bob Baumhower	1977-86	39.5
3.	Doug Betters	1978-87	65.5		Kim Bokamper	1977-85	39.5
4.	Vern Den Herder	1971-81	64.0	9.	A.J. Duhe	1977-84	38.5
5.	Jeff Cross	1988-95	59.5	10.	Manny Fernandez	1968-75	35.0

KICKOFF RETURNS

	PLAYER	YEARS	NO.	YDS.	AVG.	LG	TD
1.	Wes Welker	2004-06	166	3756	22.6	95t	1
2.	Ted Ginn, Jr.	2007-09	147	3386	23.0	101t	2
3.	Mercury Morris	1969-75	111	2947	26.5	105t	3
4.	Fulton Walker	1981-85	123	2944	23.9	90t	1
5.	Brock Marion	1998-03	107	2517	23.5	93	0

PLAYER	YEARS	NO.	YDS.	AVG.	LG	TD
6. O.J. McDuffie	1993-01	92	2103	22.9	48	0
7. Irving Spikes	1994-97	89	2058	23.1	55	0
8. Lorenzo Hampton	1985-89	96	2025	21.1	46	0
9. Travis Minor	2001-06	84	1837	21.9	66	0
10. Duriel Harris	1976-83, 1985	56	1416	25.3	69	0

PUNT RETURNS

PLAYER	YEARS	NO.	FC	YDS.	AVG.	LG	TD
1. Jake Scott	1970-75	127	55	1330	10.5	77t	1
2. Wes Welker	2004-06	127	64	1232	9.7	71	0
3. O.J. McDuffie	1993-01	127	91	1127	8.9	72t	2
4. Tom Vigorito	1981-85	79	21	830	10.5	87t	2
5. Freddie Solomon	1975-77	71	4	810	11.4	79t	2
6. Scott Schwedes	1987-90	75	18	732	9.8	70t	1
7. Jeff Ogden	2000-01	51	22	700	13.7	81t	1
8. Mark Clayton	1983-92	52	13	485	9.3	60t	1
9. Tony Nathan	1979-87	51	26	484	9.5	86t	1
10. Scott Miller	1991-96	54	30	451	8.4	32	0
Terrell Buckley	1995-99, 2003	45	9	451	10.0	35	0

TOP 20 SEASON LEADERS

RUSHING YARDS

NAME	YEAR	YARDS
1. Ricky Williams	2002	1853
2. Ricky Williams	2003	1372
3. Delvin Williams	1978	1258
4. Lamar Smith	2000	1139
5. Ricky Williams	2009	1121
6. Larry Csonka	1972	1117
7. Karim Abdul-Jabbar	1996	1116
8. Larry Csonka	1971	1051
9. Ronnie Brown	2006	1008
10. Larry Csonka	1973	1003
11. Mercury Morris	1972	1000
12. Lamar Smith	2001	968
13. Karim Abdul-Jabbar	1998	960
14. Mercury Morris	1973	954
15. Ronnie Brown	2008	916
16. Mark Higgs	1992	915
17. Ronnie Brown	2005	907
18. Mark Higgs	1991	905
19. Karim Abdul-Jabbar	1997	892
20. Bernie Parmalee	1995	878

PASSING YARDS

NAME	YEAR	YARDS
1. Dan Marino	1984	5084
2. Dan Marino	1986	4746
3. Dan Marino	1994	4453
4. Dan Marino	1988	4434
5. Dan Marino	1985	4137
6. Dan Marino	1992	4116
7. Dan Marino	1989	3997
8. Dan Marino	1991	3970
9. Dan Marino	1997	3780
10. Dan Marino	1995	3668
11. Chad Pennington	2008	3653
12. Dan Marino	1990	3563
13. Dan Marino	1998	3497
14. Jay Fiedler	2001	3290
15. Dan Marino	1987	3245

	NAME	YEAR	YARDS
16.	Gus Frerotte	2005	2996
17.	Chad Henne	2009	2878
18.	Dan Marino	1996	2795
19.	Bob Griese	1968	2473
20.	David Woodley	1981	2470

PASSING TOUCHDOWNS

	NAME	YEAR	TOUCHDOWNS
1.	Dan Marino	1984	48
2.	Dan Marino	1986	44
3.	Dan Marino	1985	30
	Dan Marino	1994	30
5.	Dan Marino	1988	28
6.	Dan Marino	1987	26
7.	Dan Marino	1991	25
8.	Dan Marino	1989	24
	Dan Marino	1992	24
	Dan Marino	1995	24
11.	Dan Marino	1998	23
12.	Bob Griese	1977	22
13.	Bob Griese	1968	21
	Dan Marino	1990	21
15.	Dan Marino	1983	20
	Jay Fiedler	2001	20
17.	Bob Griese	1971	19
	Chad Pennington	2008	19
19.	Gus Frerotte	2005	18
20.	Bob Griese	1973	17
	Dan Marino	1996	17

RECEPTIONS

	NAME	YEAR	RECEPTIONS
1.	O.J. McDuffie	1998	90
2.	Mark Clayton	1988	86
3.	Chris Chambers	2005	82
4.	O.J. McDuffie	1997	76
	Davone Bess	2009	76
6.	Terry Kirby (RB)	1993	75
7.	O.J. McDuffie	1996	74
8.	Mark Clayton	1984	73
	Irving Fryar	1994	73
	Randy McMichael (TE)	2004	73
11.	Tony Nathan (RB)	1985	72
12.	Mark Duper	1984	71
13.	Mark Clayton	1985	70
	Mark Clayton	1991	70
	Mark Duper	1991	70
16.	Chris Chambers	2004	69
17.	Jack Clancy	1967	67
	Mark Duper	1986	67
	Tony Martin	1999	67
20.	Wes Welker	2006	67

RECEIVING YARDS

	NAME	YEAR	YARDS
1.	Mark Clayton	1984	1389
2.	Mark Duper	1986	1313
3.	Mark Duper	1984	1306
4.	Irving Fryar	1994	1270
5.	Mark Clayton	1986	1150
6.	Mark Clayton	1988	1129
7.	Chris Chambers	2005	1118
8.	Mark Duper	1991	1085
9.	Mark Clayton	1991	1053
10.	O.J. McDuffie	1998	1050

	NAME	YEAR	YARDS
11.	Tony Martin	1999	1037
12.	Mark Clayton	1989	1011
13.	Irving Fryar	1993	1010
14.	Mark Duper	1983	1003
15.	Mark Clayton	1985	996
	Paul Warfield	1971	996
17.	Chris Chambers	2003	963
18.	O.J. McDuffie	1997	943
19.	O.J. McDuffie	1996	918
20.	Duriel Harris	1981	911

POINTS

	NAME	YEAR	POINTS
1.	Olindo Mare	1999	144
2.	Pete Stoyanovich	1992	124
3.	Pete Stoyanovich	1991	121
4.	Pete Stoyanovich	1995	118
5.	Garo Yepremian	1971	117
	Olindo Mare	1997	117
	Olindo Mare	2000	117
8.	Fuad Reveiz	1985	116
9.	Garo Yepremian	1972	115
10.	Olindo Mare	2002	114
11.	Garo Yepremian	1973	113
12.	Dan Carpenter	2009	112
13.	Uwe von Schamann	1981	109
	Pete Stoyanovich	1993	109
15.	Mark Clayton	1984	108
	Olindo Mare	2005	108
17.	Pete Stoyanovich	1994	107
18.	Dan Carpenter	2008	103
19.	Ricky Williams	2002	102
20.	Pete Stoyanovich	1990	100
	Olindo Mare	2006	100

SACKS

	NAME	YEAR	SACKS
1.	Bill Stanfill	1973	18.5
	Jason Taylor	2002	18.5
3.	Joey Porter	2008	17.5
4.	Trace Armstrong	2000	16.5
5.	Doug Betters	1983	16.0
6.	Adewale Ogunleye	2003	15.0
7.	Jason Taylor	2000	14.5
8.	Doug Betters	1984	14.0
9.	Bryan Cox	1992	14.0
10.	Jason Taylor	2006	13.5
11.	Jason Taylor	2003	13.0
12.	Trace Armstrong	1996	12.0
	Jason Taylor	2005	12.0
14.	Jeff Cross	1990	11.5
15.	Mel Branch	1968	11.0
	Vern Den Herder	1975	11.0
	Jason Taylor	2007	11.0
18.	Vern Den Herder	1972	10.5
19.	Jeff Cross	1993	10.5
	Trace Armstrong	1998	10.5

TACKLES

	NAME	YEAR	TACKLES
1.	Steve Towle	1976	217
2.	Zach Thomas	2002	195
3.	Zach Thomas	2003	184
4.	Zach Thomas	1996	180
	Zach Thomas	2001	180
6.	Rusty Chambers	1979	178
7.	Earnie Rhone	1981	171

	NAME	YEAR	TACKLES
8.	Zach Thomas	2004	168
9.	Zach Thomas	1999	167
10.	Zach Thomas	2005	166
11.	Zach Thomas	2006	165
12.	Steve Towle	1975	164
13.	Nick Buoniconti	1973	162
14.	Zach Thomas	1998	160
15.	Rusty Chambers	1978	151
16.	Zach Thomas	1997	149
17.	Bryan Cox	1994	147
18.	Nick Buoniconti	1972	146
	Bob Baumhower	1979	146
20.	Nick Buoniconti	1970	145

WARMEST GAMES

DATE	TEAM	W/L	SCORE	TEMPERATURE- CONDITIONS
9/8/96	at Arizona	W	38-10	101°, night and dry
10/9/88	at L.A. Raiders	W	24-14	96°, clear and dry
9/3/95	N.Y. JETS	W	52-14	94°, mostly sunny
10/9/66	at Oakland	L	10-21	93°, sunny
8/19/83	*at Washington	W	38-7	93°, fair and muggy
9/1/96	NEW ENGLAND	W	24-10	93°, mostly sunny
9/17/72	at Kansas City	W	20-10	91°, sunny
9/24/89	N.Y. JETS	L	33-40	91°, partly sunny
9/18/95	PITTSBURGH	W	23-10	91°, partly cloudy
9/28/80	NEW ORLEANS	W	21-16	90°, partly cloudy
9/4/83	at Buffalo	W	12-0	90°, sunny
9/14/86	INDIANAPOLIS	W	30-10	90°, sunny

*Preseason Game

COLDEST GAMES

DATE	TEAM	W/L	SCORE	TEMPERATURE- CONDITIONS
12/21/08	at Kansas City	W	38-31	10°, sunny
12/11/77	at New England	L	10-14	14°, clear
12/12/82	at New England	L	0-3	22°, snowy
12/8/85	at Green Bay	W	34-24	23°, cloudy
12/18/88	at Pittsburgh	L	24-40	23°, overcast, light snow
12/3/89	at Kansas City	L	21-26	23°, clear
12/27/92	at New England (OT)	W	16-13	23°, clear
12/20/79	**at Pittsburgh	L	14-34	24°, hazy and clearing
12/1/02	at Buffalo	L	21-38	25°, snowy
1/1/06	at New England	W	28-26	25°, cloudy

**Playoff Game

NOTE: Coldest game in Miami was 12/24/89 vs. Kansas City (27-24 win by Chiefs): 40° and clear.

DOLPHINS OUTSTANDING PERFORMANCES

300-PLUS PASSING YARDS

PLAYER	DATE	OPPONENT	ATT.	COMP.	YDS.	TD	INT.	LG
Dan Marino	10/23/88	N.Y. JETS	60	35	521	3	5	56
Dan Marino	9/4/94	NEW ENGLAND	42	23	473	5	1	64t
Dan Marino	12/2/84	L.A. RAIDERS	57	35	470	4	2	64
Dan Marino	10/1/95	at Cincinnati	48	33	450	2	1	58
Dan Marino	9/21/86	at N.Y. Jets	50	30	448	6	2	46t
Dan Marino	9/25/94	at Minnesota	54	29	431	3	3	43
Dan Marino	9/30/84	at St. Louis	36	24	429	3	0	51
Dan Marino	9/24/89	N.Y. JETS	55	33	427	3	2	43t
Dan Marino	11/4/84	at N.Y. Jets	42	23	422	2	2	54
* Dan Marino	12/30/95	at Buffalo	64	33	422	2	3	45t
* Dan Marino	1/6/85	PITTSBURGH	32	21	421	4	1	41
Joey Harrington	10/22/06	GREEN BAY	62	33	414	2	3	44
David Woodley	10/25/81	at Dallas	37	21	408	3	5	69t
Dan Marino	12/9/84	at Indianapolis	41	29	404	4	1	42
Dan Marino	11/16/86	at Buffalo	54	39	404	4	0	39
Dan Marino	12/12/88	CLEVELAND	50	30	404	4	3	46
* Don Strock	1/2/82	SAN DIEGO	43	29	403	4	1	50t
Dan Marino	12/14/86	at L.A. Rams	46	29	403	5	1	69t
Dan Marino	12/20/87	WASHINGTON	50	22	393	3	1	59t
Dan Marino	10/10/99	at Indianapolis	38	25	393	2	0	62
Dan Marino	9/29/85	at Denver	43	25	390	3	0	73
Dan Marino	11/23/97	at New England	60	38	389	0	3	27
Dan Marino	12/13/87	at Philadelphia	39	25	376	3	1	54
Dan Marino	10/12/97	at N.Y. Jets	38	27	372	2	0	36t
Bernie Kosar	10/15/95	at New Orleans	42	29	368	3	2	31t
Dan Marino	12/9/90	PHILADELPHIA	54	27	365	2	0	37
Steve DeBerg	12/5/93	N.Y. GIANTS	41	26	365	1	2	44
Dan Marino	11/10/85	N.Y. JETS	37	21	362	3	3	60
Gus Frerotte	11/13/05	NEW ENGLAND	47	25	360	2	1	47
Dan Marino	11/6/88	at New England	51	29	359	1	2	32
Dan Marino	11/12/89	at N.Y. Jets	34	18	359	3	2	78t
Dan Marino	11/27/94	at N.Y. Jets	44	31	359	4	2	28t
Dan Marino	10/25/92	INDIANAPOLIS	45	25	355	2	3	48t
Dan Marino	12/21/98	DENVER	38	23	355	4	1	56t
Dan Marino	11/27/88	at N.Y. Jets	35	17	353	5	0	80t
Bob Griese	11/20/78	at Houston	33	23	349	2	1	47
Chad Henne	12/20/09	at Tennessee	46	29	349	1	3	57
Dan Marino	12/8/85	at Green Bay	44	30	345	5	1	61
Scott Mitchell	10/31/93	KANSAS CITY	44	23	344	3	0	77t
Steve DeBerg	12/13/93	PITTSBURGH	44	27	344	1	2	47
Dan Marino	12/3/95	ATLANTA	50	35	343	2	2	32
Chad Pennington	11/23/08	NEW ENGLAND	41	24	341	3	1	46
Dan Marino	12/17/84	DALLAS	40	23	340	4	2	63
Dan Marino	12/24/89	KANSAS CITY	47	28	339	3	1	35
Dan Marino	11/18/84	at San Diego	41	28	338	2	2	32
Dan Marino	10/12/86	BUFFALO	41	24	337	1	1	39
Chad Henne	12/6/09	NEW ENGLAND	52	29	335	2	1	29
Dan Marino	10/22/89	GREEN BAY	37	24	333	2	2	61
Dan Marino	11/12/95	NEW ENGLAND	37	27	333	2	2	31t
Dan Marino	11/1/87	PITTSBURGH	31	25	332	4	2	50t
Dan Marino	11/17/85	at Indianapolis	37	22	330	1	0	42
Dan Marino	9/15/85	INDIANAPOLIS	48	29	329	2	0	26
Dan Marino	10/16/88	SAN DIEGO	45	26	329	1	0	51
Jay Fiedler	12/28/03	N.Y. JETS	29	21	328	1	1	59
Bob Griese	9/14/69	at Cincinnati	39	19	327	1	2	50
Dan Marino	11/18/91	BUFFALO	42	23	326	2	2	41
Dan Marino	9/7/97	TENNESSEE	43	24	324	0	0	50
* Dan Marino	1/12/91	at Buffalo	49	23	323	3	2	64t
Dan Marino	10/12/98	at Jacksonville	49	30	323	2	1	28
Don Strock	12/15/79	N.Y. JETS	41	26	322	1	2	38

PLAYER	DATE	OPPONENT	ATT.	COMP.	YDS.	TD	INT.	LG
Dan Marino	10/9/83	BUFFALO	29	19	322	3	2	63
Dan Marino	9/14/92	at Cleveland	35	25	322	1	0	47
Dan Marino	12/27/99	N.Y. JETS	52	29	322	3	3	32t
Chad Henne	12/27/09	HOUSTON	55	35	322	1	1	35
Dan Marino	10/14/84	HOUSTON	32	25	321	3	0	32
Dan Marino	10/6/91	at New England	38	25	321	2	0	34
Dan Marino	11/16/92	BUFFALO	33	22	321	2	1	55
Dan Marino	12/13/98	N.Y. JETS	57	30	321	1	1	31
Dan Marino	12/27/98	at Atlanta	36	21	320	1	2	50
Jay Fiedler	12/22/01	at New England	37	21	320	1	0	44
** Dan Marino	1/20/85	vs. San Francisco	50	29	318	1	2	30
Trent Green	9/23/07	at N.Y. Jets	36	23	318	1	1	43
Dan Marino	10/21/84	at New England	39	24	316	4	1	28
Cleo Lemon	12/16/07	BALTIMORE	39	23	315	1	0	64t
Chad Pennington	10/26/08	BALTIMORE	30	22	314	1	0	64t
Dan Marino	12/5/99	INDIANAPOLIS	38	24	313	3	1	33t
Dan Marino	11/20/94	at Pittsburgh	45	31	312	1	1	45
Dan Marino	9/2/84	at Washington	28	21	311	5	0	74
Dan Marino	12/4/94	BUFFALO	42	25	311	3	3	45t
Dan Marino	12/7/97	DETROIT	39	24	310	2	1	27t
Jay Fiedler	9/29/02	at Kansas City	45	29	310	1	4	38
David Woodley	9/27/81	at Baltimore	30	19	309	2	0	48
John Stofa	12/18/66	HOUSTON	38	22	307	4	2	48t
Dan Marino	12/1/91	TAMPA BAY	32	20	307	2	0	51
Bob Griese	10/17/76	KANSAS CITY	35	25	306	1	2	39
Dan Marino	12/4/88	INDIANAPOLIS	32	26	304	3	1	55
Dan Marino	11/30/86	ATLANTA	40	20	303	2	4	54t
Dan Marino	10/25/87	BUFFALO	36	24	303	4	0	25t
A.J. Feeley	12/5/04	BUFFALO	51	25	303	3	5	36
Dan Marino	10/20/85	TAMPA BAY	39	27	302	3	1	42
Dan Marino	9/28/86	SAN FRANCISCO	46	27	301	1	4	24
Dan Marino	12/10/89	NEW ENGLAND	32	21	300	0	1	36

100-PLUS RECEIVING YARDS

PLAYER	DATE	OPPONENT	NO.	YDS.	TD	LG
Chris Chambers	12/4/05	BUFFALO	15	238	1	57
Mark Duper	11/10/85	N.Y. JETS	8	217	2	60t
Irving Fryar	9/4/94	NEW ENGLAND	5	211	3	54t
Nat Moore	10/4/81	N.Y. JETS	7	210	2	52
Mark Duper	10/9/83	BUFFALO	7	202	2	63
Duriel Harris	10/28/79	GREEN BAY	10	180	1	37t
Mark Duper	9/2/84	at Washington	6	178	2	74t
Mark Clayton	12/2/84	L.A. RAIDERS	9	177	2	64t
Ted Ginn, Jr.	10/26/08	BUFFALO	7	175	0	64
Mark Clayton	9/21/86	at N.Y. Jets	8	174	1	42
Mark Duper	9/23/84	INDIANAPOLIS	7	173	2	80t
Mark Duper	12/20/87	WASHINGTON	6	170	3	59t
Tony Martin	10/10/99	at Indianapolis	10	166	1	40
Duriel Harris	10/25/81	at Dallas	6	165	0	45
Jimmy Cefalo	10/25/81	at Dallas	5	164	1	69t
Mark Duper	9/30/84	at St. Louis	8	164	0	51
Bo Roberson	12/4/66	at Denver	6	161	0	71
Irving Fryar	9/25/94	at Minnesota	6	160	0	43
Paul Warfield	11/14/71	PITTSBURGH	3	158	3	86t
Mark Duper	11/4/84	at N.Y. Jets	7	155	0	54
Mark Duper	9/21/86	at N.Y. Jets	7	154	2	46t
* O.J. McDuffie	12/30/95	at Buffalo	11	154	1	31
Mark Clayton	10/23/88	N.Y. JETS	10	153	2	45t
Oronde Gadsden	12/27/98	at Atlanta	9	153	0	50
Chris Chambers	12/28/03	N.Y. JETS	9	153	1	24
Mark Clayton	12/17/84	DALLAS	4	150	3	63t
* Mark Duper	1/6/85	PITTSBURGH	5	148	2	41t
Terry Kirby	12/19/93	BUFFALO	9	148	1	30t
Paul Warfield	9/19/71	at Denver	6	146	1	36
Chris Chambers	1/2/05	at Baltimore	4	146	1	76t
Duriel Harris	11/8/81	at New England	8	145	0	55

PLAYER	DATE	OPPONENT	NO.	YDS.	TD	LG
Mark Duper	12/14/86	at L.A. Rams	5	145	3	69t
Nat Moore	12/17/77	BUFFALO	5	144	1	67
Mark Clayton	9/30/84	at St. Louis	5	143	1	42
Mark Clayton	9/7/86	at San Diego	5	143	2	49t
Otto Stowe	11/27/72	ST. LOUIS	6	140	2	37t
* Paul Warfield	12/25/71	at Kansas City	7	140	0	42
Paul Warfield	11/17/74	BUFFALO	4	139	1	54
Fred Barnett	12/8/96	N.Y. GIANTS	4	139	0	66
Mark Clayton	9/1/91	at Buffalo	6	138	2	43t
Chris Chambers	12/15/02	OAKLAND	7	138	0	40
Patrick Cobbs	10/12/08	at Houston	3	138	2	80t
O.J. McDuffie	10/27/97	CHICAGO	7	137	0	55
Lamar Thomas	12/21/98	DENVER	6	136	3	56t
O.J. McDuffie	9/7/97	TENNESSEE	8	135	0	50
Mark Duper	10/30/83	L.A. RAMS	7	134	1	46t
Mark Duper	12/9/91	CINCINNATI	7	134	1	43t
Paul Warfield	12/10/72	at N.Y. Giants	4	132	1	44
Mark Duper	10/23/88	N.Y. JETS	6	132	0	56
O.J. McDuffie	11/8/98	INDIANAPOLIS	9	132	2	61t
Mark Duper	10/15/89	at Cincinnati	5	129	0	41
Bo Roberson	9/18/66	at Buffalo	5	128	1	54t
Marlin Briscoe	11/12/72	NEW ENGLAND	4	128	2	51t
Mark Clayton	12/3/89	at Kansas City	9	128	1	47
Chris Chambers	10/24/04	ST. LOUIS	3	128	1	71t
Duriel Harris	10/9/77	at Baltimore	4	127	0	47
Nat Moore	9/30/79	at N.Y. Jets	8	127	1	36
Mark Clayton	12/9/84	at Indianapolis	9	127	1	32
Jack Clancy	12/3/67	at Houston	7	126	1	44t
* Paul Warfield	1/2/72	BALTIMORE	2	125	1	75t
Mark Clayton	11/5/89	INDIANAPOLIS	4	125	1	78t
Mark Duper	10/7/90	N.Y. JETS	5	125	2	69t
Howard Twilley	11/3/68	at San Diego	7	124	1	38
Nat Moore	10/10/76	at Baltimore	3	124	1	67t
Chris Chambers	12/22/01	at New England	7	124	0	44
Mark Duper	9/23/87	at New England	9	123	2	26
Oronde Gadsden	10/10/99	at Indianapolis	4	123	1	62
Marty Booker	10/10/04	at New England	7	123	0	45
Paul Warfield	10/10/70	at N.Y. Jets	5	122	1	40
Mark Clayton	11/3/85	at New England	7	122	0	39
Mark Clayton	10/29/89	at Buffalo	7	122	1	44t
Mel Baker	12/15/74	NEW ENGLAND	4	121	2	46t
Nat Moore	9/23/79	CHICAGO	5	121	1	36
Mark Duper	11/20/83	BALTIMORE	5	121	1	85t
O.J. McDuffie	10/20/96	at Philadelphia	7	121	2	36
Chris Chambers	12/11/05	at San Diego	8	121	2	35t
Chris Chambers	12/3/06	JACKSONVILLE	8	121	0	46
Paul Warfield	10/3/70	OAKLAND	3	120	2	54t
Tony Nathan	9/29/85	at Denver	10	120	0	73
Tony Martin	9/10/00	at Minnesota	6	120	0	44
Duriel Harris	11/18/79	at Cleveland	4	119	0	51
Fred Banks	12/10/89	NEW ENGLAND	6	119	0	36
Oronde Gadsden	10/23/00	at N.Y. Jets	7	119	0	29
Tony Nathan	9/28/80	NEW ORLEANS	7	118	0	22
Mark Duper	10/16/88	SAN DIEGO	7	118	1	51
Fred Banks	12/12/88	CLEVELAND	6	118	0	46
* O.J. McDuffie	1/9/99	at Denver	9	118	0	23
Tony Martin	10/17/99	at New England	7	118	1	69t
Chris Chambers	9/7/03	HOUSTON	7	118	2	57t
Paul Warfield	10/3/71	N.Y. JETS	5	117	0	32
Duriel Harris	9/9/79	SEATTLE	5	117	0	51
* Mark Duper	12/31/83	SEATTLE	9	117	1	32t
Ferrell Edmunds	11/27/88	at N.Y. Jets	2	117	1	80t
Mark Ingram	11/27/94	at N.Y. Jets	9	117	4	28t
Davone Bess	12/6/09	NEW ENGLAND	10	117	1	19
Duriel Harris	11/12/76	BALTIMORE	5	116	0	44
Duriel Harris	11/25/79	at Baltimore	7	116	2	31t
Mark Clayton	11/27/88	at N.Y. Jets	7	116	2	31t

PLAYER	DATE	OPPONENT	NO.	YDS.	TD	LG
Oronde Gadsden	11/25/01	at Buffalo	8	116	0	42
Mark Duper	11/30/86	ATLANTA	4	115	1	54t
Marty Booker	11/23/06	at Detroit	7	115	2	48
Jack Clancy	11/19/67	at Oakland	8	114	0	39
Nat Moore	9/25/77	at San Francisco	3	114	1	73t
Duriel Harris	11/30/81	PHILADELPHIA	9	114	1	39
* Tony Nathan	1/2/82	SAN DIEGO	9	114	1	32
Freddie Solomon	12/5/76	BUFFALO	5	114	1	53t
* Tony Nathan	1/6/85	PITTSBURGH	8	114	0	30
Oronde Gadsden	1/2/00	at Washington	9	114	1	26
Joe Auer	9/17/67	DENVER	2	113	1	68t
Marlin Briscoe	9/15/74	at New England	9	113	1	20
Nat Moore	11/2/75	at Chicago	4	113	1	79t
Mark Duper	9/24/89	N.Y. JETS	6	113	0	26
* Mark Duper	1/12/91	at Buffalo	3	113	1	64t
Irving Fryar	11/20/94	at Pittsburgh	6	113	0	45
Irving Fryar	9/10/95	at New England	3	113	2	67t
Chris Chambers	11/11/01	at Indianapolis	3	113	2	74t
Irving Fryar	11/13/94	CHICAGO	9	112	0	21
James McKnight	11/24/02	SAN DIEGO	3	111	1	77
Greg Camarillo	11/2/08	at Denver	11	111	0	23
Frank Jackson	12/18/66	HOUSTON	4	110	1	48t
Mark Clayton	10/7/84	at Pittsburgh	5	110	0	33
Mark Duper	11/2/86	HOUSTON	2	110	1	85t
Jim Jensen	11/6/88	at New England	12	110	0	17
Scott Schwedes	12/18/88	at Pittsburgh	4	110	0	42
Tony Martin	10/4/93	WASHINGTON	4	110	1	80t
Irving Fryar	12/4/94	BUFFALO	5	110	2	45t
Irving Fryar	9/3/95	N.Y. JETS	5	110	2	50t
O.J. McDuffie	11/23/97	at New England	9	110	0	27
Marty Booker	10/22/06	GREEN BAY	7	110	1	40
Greg Camarillo	12/13/09	at Jacksonville	7	110	0	24
Duriel Harris	9/11/83	NEW ENGLAND	4	109	1	64t
Nat Moore	9/29/85	at Denver	5	109	1	69t
Mark Clayton	10/19/86	L.A. RAIDERS	4	109	1	68t
Mark Duper	11/16/86	at Buffalo	7	109	1	27t
* Keith Jackson	1/8/95	at San Diego	8	109	2	31
Tony Martin	12/5/99	INDIANAPOLIS	6	109	1	33t
Chris Chambers	9/16/07	DALLAS	9	109	0	24
Greg Camarillo	12/16/07	BALTIMORE	3	109	1	64t
Paul Warfield	10/31/71	at L.A. Rams	3	108	1	74t
Mark Clayton	12/12/88	CLEVELAND	8	108	2	21
O.J. McDuffie	11/6/94	INDIANAPOLIS	7	108	1	28t
Ted Ginn, Jr.	9/21/09	INDIANAPOLIS	11	108	0	21
Mark Duper	12/2/85	CHICAGO	5	107	0	52
Scott Schwedes	11/12/89	at N.Y. Jets	3	107	1	65t
Terry Kirby	12/13/93	PITTSBURGH	7	107	0	47
Larry Seiple	11/16/69	at Buffalo	8	106	0	25
Nat Moore	10/17/76	KANSAS CITY	5	106	0	39
* Duriel Harris	1/2/82	SAN DIEGO	6	106	0	34
Mark Clayton	10/28/84	BUFFALO	3	106	2	65t
Mark Clayton	9/15/85	INDIANAPOLIS	8	106	1	26
Tony Martin	12/1/91	TAMPA BAY	5	106	1	51
Mark Duper	12/15/91	at San Diego	8	106	0	39
O.J. McDuffie	11/10/96	INDIANAPOLIS	6	106	1	36
Charles Jordan	11/30/97	at Oakland	5	106	2	44t
Nat Moore	11/4/84	at N.Y. Jets	5	105	1	37t
Andre Brown	10/29/89	at Buffalo	5	105	1	44t
O.J. McDuffie	12/13/98	N.Y. JETS	11	105	1	20
Joe Auer	11/27/66	NEW ENGLAND	5	104	1	22
Karl Noonan	9/14/68	HOUSTON	7	104	1	44
Paul Warfield	9/15/74	at New England	5	104	0	39
Howard Twilley	10/17/76	KANSAS CITY	8	104	0	20
Mark Clayton	12/13/87	at Philadelphia	7	104	2	21
Tony Martin	10/13/91	at Kansas City	4	104	0	54
Chris Chambers	11/7/04	ARIZONA	7	104	0	30
Marty Booker	9/11/05	DENVER	5	104	1	60t

PLAYER	DATE	OPPONENT	NO.	YDS.	TD	LG
Paul Warfield	12/15/73	DETROIT	6	103	4	29
Irving Fryar	9/26/93	at Buffalo	7	103	1	36t
Mark Ingram	10/31/93	KANSAS CITY	4	103	1	77t
Irving Fryar	11/7/93	at N. Y. Jets	6	103	1	65t
Irving Fryar	11/27/94	at N.Y. Jets	5	103	0	25
Oronde Gadsden	12/5/99	INDIANAPOLIS	6	103	1	24t
Chris Chambers	11/21/04	at Seattle	9	103	1	28
Marty Booker	12/10/06	NEW ENGLAND	8	103	1	32t
Jack Clancy	10/8/67	KANSAS CITY	6	102	0	28
Larry Seiple	11/2/69	at N.Y. Jets	7	102	2	29t
Nat Moore	11/9/75	N.Y. JETS	4	102	0	63
Nat Moore	12/15/79	N.Y. JETS	5	102	0	34
Tony Nathan	11/20/80	SAN DIEGO	7	102	1	20
Mark Duper	9/28/86	SAN FRANCISCO	7	102	0	24
Mark Duper	10/5/86	at New England	4	102	0	45
Mark Clayton	12/10/89	NEW ENGLAND	6	102	0	34
Mark Clayton	12/24/89	KANSAS CITY	6	102	1	35
O.J. McDuffie	11/29/98	NEW ORLEANS	9	102	3	22t
Tony Martin	12/27/99	N.Y. JETS	6	102	1	32t
Oronde Gadsden	11/4/01	CAROLINA	5	102	0	61
Chris Chambers	9/29/02	at Kansas City	6	102	0	38
Randy McMichael	10/19/03	NEW ENGLAND	8	102	0	22
Marty Booker	11/13/05	NEW ENGLAND	5	102	0	35
Jim Mandich	9/29/74	at San Diego	4	101	0	44
* Tony Nathan	1/4/86	CLEVELAND	10	101	0	39
Tony Nathan	9/28/86	SAN FRANCISCO	10	101	0	18
Mark Duper	10/19/86	L.A. RAIDERS	4	101	0	44
Tony Martin	9/13/99	at Denver	4	101	0	40
Chris Chambers	11/25/01	at Buffalo	5	101	2	32t
Chris Chambers	11/27/05	at Oakland	6	101	0	24
Chris Chambers	9/23/07	at N.Y. Jets	6	101	0	26
Mark Duper	11/1/87	PITTSBURGH	5	100	1	50t
Mark Clayton	9/29/91	at N.Y. Jets	7	100	1	25
Mark Duper	11/16/92	BUFFALO	5	100	0	55
Keith Jackson	9/18/94	N.Y. JETS	6	100	0	35
Charles Jordan	9/14/97	at Green Bay	4	100	1	44

100-PLUS RUSHING YARDS

PLAYER	DATE	OPPONENT	ATT.	YDS.	TD	LG
Ricky Williams	12/1/02	at Buffalo	27	228	2	55t
Ricky Williams	12/9/02	CHICAGO	31	216	2	63t
* Lamar Smith	12/30/00	INDIANAPOLIS	40	209	2	24
+ Mercury Morris	9/30/73	NEW ENGLAND	15	197	3	70t
Ricky Williams	12/29/02	at New England	31	185	2	30
Gary Davis	12/17/77	BUFFALO	26	172	1	60t
Ricky Williams	12/24/05	TENNESSEE	26	172	1	35
Troy Stradford	11/22/87	at Dallas	17	169	1	51
Sammie Smith	9/9/90	at New England	23	159	1	27
Lamar Smith	1/6/02	BUFFALO	30	158	1	25
Ronnie Brown	11/5/06	at Chicago	29	157	0	27
Lamar Smith	10/23/00	at N.Y. Jets	23	155	2	68t
Ricky Williams	9/21/03	BUFFALO	42	153	1	21
Karim Abdul-Jabbar	12/22/96	at N.Y. Jets	30	152	1	17t
Abner Haynes	9/17/67	DENVER	12	151	2	65t
Delvin Williams	11/9/80	at Los Angeles	12	151	0	65
Ricky Williams	9/22/02	N.Y. JETS	24	151	1	53t
Bernie Parmalee	10/16/94	L.A. RAIDERS	30	150	0	26
Lorenzo Hampton	11/24/86	N.Y. JETS	19	148	2	54t
Mark Higgs	9/1/91	at Buffalo	30	146	1	20
** Larry Csonka	1/13/74	vs. Minnesota	33	145	2	14t
Lamar Smith	9/3/00	SEATTLE	27	145	1	36
Mercury Morris	11/11/73	BALTIMORE	12	144	2	53t
Delvin Williams	11/12/78	at Buffalo	26	144	2	26t
Lamar Smith	10/7/01	NEW ENGLAND	29	144	1	17
Ricky Williams	11/24/02	SAN DIEGO	29	143	2	19
Leroy Harris	12/5/77	BALTIMORE	17	140	1	77t

PLAYER	DATE	OPPONENT	ATT.	YDS.	TD	LG
Benny Malone	10/9/77	at Baltimore	12	139	2	62t
Larry Csonka	10/24/71	at N.Y. Jets	20	137	2	21t
Ronnie Brown	9/21/09	INDIANAPOLIS	24	136	2	19
Delvin Williams	9/17/78	BUFFALO	24	135	1	18t
Ronnie Brown	9/30/07	OAKLAND	15	134	1	60
Ricky Williams	9/15/02	at Indianapolis	24	132	0	19
Ronnie Brown	9/25/05	CAROLINA	23	132	1	58
Mark Higgs	12/1/91	TAMPA BAY	25	131	1	19t
Andra Franklin	12/5/82	MINNESOTA	28	129	1	12t
Bernie Parmalee	12/12/94	KANSAS CITY	19	127	1	47t
Karim Abdul-Jabbar	11/15/98	at Carolina	25	127	1	30
Ronnie Brown	10/15/06	at N.Y. Jets	22	127	1	26
Mercury Morris	10/5/75	at Green Bay	31	125	0	11
Lamar Smith	11/5/00	at Detroit	24	125	2	46t
Ricky Williams	9/14/03	at N.Y. Jets	34	125	1	22
Ronnie Brown	10/5/08	SAN DIEGO	24	125	1	13
Mercury Morris	10/26/75	at Buffalo	20	124	0	35
Karim Abdul-Jabbar	9/15/96	N.Y. JETS	23	124	2	29
Jesse Chatman	11/11/07	BUFFALO	27	124	0	23
Larry Csonka	12/2/74	CINCINNATI	24	123	0	24
Sammie Smith	11/5/89	INDIANAPOLIS	25	123	0	25
Bernie Parmalee	10/30/94	at New England	25	123	0	17
Sammy Morris	12/10/06	NEW ENGLAND	25	123	1	44
Larry Csonka	11/9/69	at Boston	16	121	1	54t
Jim Kiick	10/24/71	at N.Y. Jets	17	121	0	24
Don Nottingham	9/28/75	at New England	16	120	1	40t
Troy Stradford	12/7/87	N.Y. JETS	30	120	3	21
Bernie Parmalee	10/22/95	at N.Y. Jets	24	120	0	25
Benny Malone	10/31/76	NEW ENGLAND	21	119	0	17
Delvin Williams	9/3/78	at N.Y. Jets	11	119	1	58t
Tony Nathan	12/6/81	NEW ENGLAND	17	119	0	24
Ricky Williams	11/9/09	at Carolina	22	119	2	46t
Larry Csonka	9/17/72	at Kansas City	21	118	1	17t
Benny Malone	10/24/76	at Tampa Bay	22	118	1	28
* Larry Csonka	12/30/73	OAKLAND	29	117	3	15
Mercury Morris	11/7/71	BUFFALO	13	116	1	45
Delvin Williams	10/22/78	at New England	19	116	1	24
Larry Csonka	12/6/70	NEW ENGLAND	21	115	1	30
Karim Abdul-Jabbar	9/1/96	NEW ENGLAND	26	115	1	14
Ronnie Brown	12/31/06	at Indianapolis	21	115	0	47
Ronnie Brown	10/4/09	BUFFALO	20	115	2	38
Ricky Williams	11/29/09	at Buffalo	27	115	1	11
Larry Csonka	11/27/72	ST. LOUIS	16	114	0	20
Larry Csonka	10/15/73	at Cleveland	21	114	2	13
* Larry Csonka	12/21/74	at Oakland	24	114	0	26
Mercury Morris	10/19/75	at N.Y. Jets	16	114	1	49
Mark Higgs	10/24/93	INDIANAPOLIS	17	114	0	31
Ronnie Brown	10/7/07	at Houston	23	114	1	22
Mercury Morris	12/3/72	at New England	15	113	0	20
Ronnie Brown	9/21/08	at New England	17	113	4	62t
** Larry Csonka	1/14/73	vs. Washington	15	112	0	22
* Andra Franklin	1/8/83	NEW ENGLAND	26	112	1	13
Ronnie Brown	9/23/07	at N.Y. Jets	23	112	2	13
Jim Kiick	11/10/68	at Buffalo	23	111	1	25t
Benny Malone	10/3/76	L.A. RAMS	19	111	1	20
Mark Higgs	9/8/91	INDIANAPOLIS	27	111	0	24
Mark Higgs	9/20/92	L.A. RAMS	23	111	0	12
Ricky Williams	9/8/02	DETROIT	20	111	2	37
Ricky Williams	12/21/03	at Buffalo	29	111	0	22
Troy Stradford	11/1/87	PITTSBURGH	19	110	1	13
Ronnie Brown	12/25/06	N.Y. JETS	18	110	0	17
Lorenzo Hampton	12/22/86	NEW ENGLAND	13	109	0	20
Larry Csonka	11/30/70	at Atlanta	19	108	1	18
Jim Kiick	9/26/71	at Buffalo	20	108	0	16
Benny Malone	11/3/74	ATLANTA	24	108	1	13
Leroy Harris	11/20/77	at Cincinnati	20	108	0	16
Sammie Smith	12/30/90	INDIANAPOLIS	29	108	1	13

PLAYER	DATE	OPPONENT	ATT.	YDS.	TD	LG
Mark Higgs	11/21/93	NEW ENGLAND	19	108	0	29
Karim Abdul-Jabbar	10/19/97	at Baltimore	22	108	3	15
Karim Abdul-Jabbar	9/6/98	at Indianapolis	23	108	1	16
Karim Abdul-Jabbar	9/20/98	PITTSBURGH	33	108	1	18
Ricky Williams	1/1/06	at New England	28	108	1	9
Ricky Williams	12/13/09	at Jacksonville	28	108	1	12
Larry Csonka	10/22/72	BUFFALO	18	107	1	21
Mercury Morris	11/19/72	N.Y. JETS	23	107	2	20t
Larry Csonka	11/4/73	at N.Y. Jets	19	107	0	16
Norm Bulaich	9/13/76	at Buffalo	19	107	0	26
Delvin Williams	10/9/78	CINCINNATI	24	107	0	19
Andra Franklin	12/12/82	at New England	23	107	0	15
Mark Higgs	11/8/92	at Indianapolis	20	107	1	22
Lamar Smith	12/10/01	INDIANAPOLIS	28	107	0	17
Ricky Williams	11/23/03	WASHINGTON	23	107	2	24t
Ricky Williams	12/15/03	PHILADELPHIA	18	107	1	45
Jim Kiick	11/2/69	at N.Y. Jets	15	106	0	27
Mercury Morris	11/5/72	at Buffalo	11	106	2	33
* Mercury Morris	12/23/73	CINCINNATI	20	106	1	25
Larry Csonka	9/29/74	at San Diego	21	106	2	14
J.J. Johnson	11/21/99	NEW ENGLAND	31	106	1	14
Ronnie Brown	10/30/05	at New Orleans	23	106	0	35
Benny Malone	10/16/77	N.Y. JETS	22	105	1	15t
Joe Carter	10/14/84	HOUSTON	13	105	1	25
Ricky Williams	10/6/02	NEW ENGLAND	36	105	0	12
Ricky Williams	11/16/03	BALTIMORE	36	105	0	16
Ricky Williams	11/9/08	SEATTLE	12	105	1	51t
Jim Kiick	10/6/68	at Houston	26	104	0	12
Larry Csonka	11/29/71	CHICAGO	16	104	1	19
Larry Csonka	9/16/73	SAN FRANCISCO	22	104	0	25
Benny Malone	10/27/74	BALTIMORE	19	104	1	23t
Benny Malone	12/8/74	at Baltimore	17	104	0	17
Gary Davis	11/24/77	at St. Louis	20	104	0	16
Karim Abdul-Jabbar	11/3/96	at New England	29	104	2	15
Ricky Williams	11/27/03	at Dallas	31	104	0	15
Larry Csonka	9/26/71	at Buffalo	20	103	1	17
Andra Franklin	9/12/82	at N.Y. Jets	28	103	2	18
Bernie Parmalee	11/5/95	at San Diego	19	103	0	40
Karim Abdul-Jabbar	11/9/97	N.Y. JETS	25	103	2	13
Larry Csonka	10/8/72	at N.Y. Jets	18	102	0	15
Don Nottingham	10/27/74	BALTIMORE	19	102	1	24
Don Nottingham	10/5/75	at Green Bay	21	102	3	14
Bernie Parmalee	11/26/95	at Indianapolis	20	102	0	15
Ricky Williams	11/17/02	BALTIMORE	26	102	2	18
Ricky Williams	11/15/09	TAMPA BAY	20	102	0	27
Andra Franklin	11/1/81	BALTIMORE	23	101	0	15
Ricky Williams	12/15/02	OAKLAND	27	101	0	16
Ronnie Brown	10/14/07	at Cleveland	19	101	0	15
Ronnie Brown	11/16/08	OAKLAND	16	101	0	21
Mercury Morris	10/28/73	at New England	14	100	1	11
Terry Kirby	9/18/94	N.Y. JETS	15	100	1	30
Lamar Smith	12/3/00	at Buffalo	28	100	0	22

* Playoff game

** Super Bowl

+ Single-game record by two rushers, 277 yards; includes Larry Csonka 18 for 80.

FOUR QUARTERBACKS

When Tyler Thigpen entered the game against Pittsburgh on January 3, 2010, he became the fourth quarterback to see game action in 2009, joining Chad Henne, Chad Pennington and Pat White. It was the first time four quarterbacks played in the same season for the Dolphins since 1993, when Steve DeBerg, Dan Marino, Scott Mitchell and Doug Pederson all saw game action.

OPPONENTS INDIVIDUAL RECORDS

The following individual records relate solely to service against the Miami Dolphins. They include National Football League regular-season statistics only – with the exception of those single-game records marked by “*” or “**”.

- 6 Eric Dickerson, L.A. Rams, Ind., L.A. Raiders (11 games)
 - 6 Lydell Mitchell, S.D., Balt. (12 games)
 - 6 Kenneth Davis, G.B., Buff. (12 games)
- Game**
- 4 Earl Campbell, Houston (11/20/78 at Houston)
 - 3 Paul Robinson, Cincinnati (11/17/68 at Cincinnati)
 - 3 Don McCauley, Baltimore (11/23/75 at Miami)
 - 3 Marcus Allen, L.A. Raiders (12/2/84 at Miami)
 - 3 Merrill Hoge, Pittsburgh (11/26/89 at Miami)
 - 3 Earnest Byner, Washington (12/2/90 at Washington)
 - 3 Rod Bernstine, San Diego (12/15/91 at San Diego)
 - 3 Kenneth Davis, Buffalo (12/19/93 at Miami)
 - 3 Natrone Means, San Diego (12/27/93 at San Diego)
 - 3 Curtis Martin, New England (11/3/96 at New England)
 - 3 Daunte Culpepper, Oakland (9/30/07 at Miami)

HIGHEST RUSHING AVERAGE

Career (minimum 125 attempts)

- 5.4 Freeman McNeil, N.Y. Jets (21 games), 281/1,507 yards
- 5.2 Jim Nance, Bost., N.Y. Jets (10 games), 167/867 yards
- 5.0 O.J. Simpson, Buffalo (17 games), 240/1,177 yards
- 5.0 Hoyle Granger, Houston (nine games), 142/712

Game (minimum 10 attempts)

- 11.1 Laurence Maroney, N. England (12/23/07 at New England), 14/156 yards
- 10.4 Curtis Brown, Buffalo (11/12/78 at Buffalo), 11/114 yards
- 10.2 Johnny Hector, N.Y. Jets (12/22/91 at Miami), 13/132 yards
- *10.1 Earnest Byner, Cleveland (1/4/86 at Miami), 16/161 yards

MOST 100-YARD RUSHING GAMES

- 7 Eric Dickerson, L.A. Rams, Ind., L.A. Raiders (11 games)
- 6 Thurman Thomas, Buffalo (20 games)
- 5 Freeman McNeil, N.Y. Jets (21 games)
- 5 Jim Nance, Bost., N.Y. Jets (10 games)
- 5 Curtis Martin, N.E., N.Y. Jets (20 games)

LONGEST RUNS FROM SCRIMMAGE

- *90t Fred Taylor, Jacksonville (1/15/00 at Jacksonville)

- 81t Earl Campbell, Houston (11/20/78 at Houston)
- 80t Carl Garrett, Boston (11/9/69 at Boston)
- 77t Fred Taylor, Jacksonville (10/12/98 at Jacksonville)
- 76t Robert Holmes, Kansas City (9/28/68 at Miami)
- 75t O.J. Simpson, Buffalo (12/5/76 at Miami)
- 75t Reuben Droughns, Cleveland (11/20/05 at Cleveland)
- 70t Ahman Green, Green Bay (10/22/06 at Miami)
- *66t Earnest Byner, Cleveland (1/4/86 at Miami)
- 65t Natrone Means, San Diego (12/27/93 at San Diego)

PASSING

MOST YARDS PASSING

Career

- 5,397 Drew Bledsoe, N.E., Buff. (22 games)
- 4,902 Joe Ferguson, Buff., T.B., Ind. (25 games)
- 4,560 Jim Kelly, Buffalo (20 games)
- 3,837 Ken O'Brien, N.Y. Jets, Phil. (16 games)
- 3,709 Steve Grogan, New England (22 games)

Game

- 479 Ken O'Brien, N.Y. Jets (9/21/86 at New York), 29 of 43
- 436 James Harris, L.A. Rams (10/3/76 at Miami), 17 of 29
- *433 Dan Fouts, San Diego (1/2/82 at Miami), 33 of 53
- 423 Drew Bledsoe, New England (11/23/98 at New England), 28 of 54
- 421 Drew Bledsoe, New England (9/4/94 at Miami), 32 of 51

MOST PASS ATTEMPTS

Career

- 765 Drew Bledsoe, N.E., Buff. (22 games)
- 722 Joe Ferguson, Buff., T.B., Ind. (25 games)
- 621 Jim Kelly, Buffalo (20 games)
- 521 Steve Grogan, New England (22 games)
- 489 Ken O'Brien, N.Y. Jets, Phil. (16 games)

Game

- 59 Vinny Testaverde, N.Y. Jets (10/23/00 at New York), 36 completions
- 56 Dan Fouts, San Diego (11/18/84 at San Diego), 37 completions
- 55 Joe Ferguson, Buffalo (10/9/83 at Miami), 38 completions
- 55 Steve Bono, Kansas City (12/12/94 at Miami), 33 completions
- 54 Drew Bledsoe, New England (11/23/98 at New England), 28 completions

MOST PASS COMPLETIONS

Career

- 418 Joe Ferguson, Buff., T.B., Ind. (25 games)
- 412 Drew Bledsoe, N.E., Buff. (22 games)
- 388 Jim Kelly, Buffalo (20 games)
- 303 Ken O'Brien, N.Y. Jets, Phil. (16 games)

280 Steve Grogan, New England (22 games)

Game

- 38 Joe Ferguson, Buffalo (10/9/83 at Miami), 55 attempts
- 37 Dan Fouts, San Diego (11/18/84 at San Diego), 56 attempts
- 36 Vinny Testaverde, N.Y. Jets (10/23/00 at New York), 59 attempts
- 35 Drew Brees, San Diego (12/11/05 at San Diego), 52 attempts
- *33 Dan Fouts, San Diego (1/2/82 at Miami), 53 attempts
- 33 Steve Bono, Kansas City (12/12/94 at Miami), 55 attempts
- 33 Troy Aikman, Dallas (10/27/96 at Miami), 41 attempts

MOST CONSECUTIVE PASS COMPLETIONS

- 15 Steve DeBerg, San Francisco (11/16/80 at Miami)

MOST TOUCHDOWN PASSES

Career

- 30 Drew Bledsoe, N.E., Buff. (22 games)
- 28 Tom Brady, New England (16 games)
- 26 Joe Ferguson, Buff., T.B., Ind. (25 games)
- 25 Ken O'Brien, N.Y. Jets, Phil. (16 games)
- 24 Jim Kelly, Buffalo (20 games)

Game

- 6 Tom Brady, New England (10/21/07 at Miami)
- 5 Len Dawson, Kansas City (10/8/67 at Kansas City)
- 5 Babe Parilli, Boston (10/15/67 at Boston)
- 5 Joe Ferguson, Buffalo (10/9/83 at Miami)
- 5 Vinny Testaverde, N.Y. Jets (10/23/00 at New York)
- 5 Trent Green, Kansas City (9/29/02 at Kansas City)

MOST PASSES HAD INTERCEPTED

Career

- 33 Joe Ferguson, Buff., T.B., Ind. (25 games)
- 29 Drew Bledsoe, N.E., Buff. (22 games)
- 25 Richard Todd, N.Y. Jets (14 games)
- 25 Steve Grogan, New England (22 games)
- 24 Joe Namath, N.Y. Jets (16 games)

Game

- 6 Joe Namath, N.Y. Jets (10/19/75 at New York), 24 attempts
- 6 Donald Hollas, Oakland (12/6/98 at Oakland), 31 attempts
- *5 Mike Phipps, Cleveland (12/24/72 at Miami), 23 attempts
- 5 Bill Troup, Baltimore (9/10/78 at Baltimore), 33 attempts
- 5 Ken Stabler, Oakland (12/10/78 at Miami), 36 attempts
- *5 Dan Fouts, San Diego (1/6/83 at Miami), 34 attempts
- *5 Richard Todd, N.Y. Jets (1/23/83 at Miami), 37 attempts
- 5 Richard Todd, N.Y. Jets (10/16/83 at New York), 26 attempts
- 5 Drew Bledsoe, New England (11/21/99 at Miami), 34 attempts

HIGHEST COMPLETION PERCENTAGE

Career (minimum 100 completions)

- 69.9 Troy Aikman, Dallas (four games), 102 of 146 attempts
- 68.9 Warren Moon, Hou., Minn. (six games), 102 of 148 attempts
- 65.8 Dan Fouts, San Diego (six games), 121 of 184 attempts
- 63.3 Bernie Kosar, Cleveland (six games), 126 of 199 attempts
- 62.5 Jim Kelly, Buffalo (20 games), 388 of 621 attempts

Game (minimum 12 completions)

- 86.7 Joe Namath, N.Y. Jets (10/22/67 at Miami), 13 of 15
- 85.7 Ben Roethlisberger, Pittsburgh (11/26/07 at Pittsburgh), 18 of 21
- 84.0 Tom Brady, New England (10/21/07 at Miami), 21 of 25
- 82.6 Warren Moon, Houston (10/1/89 at Houston), 19 of 23
- 80.5 Troy Aikman, Dallas (10/27/96 at Miami), 33 of 41

MOST 300-YARD PASSING GAMES

Career

- 6 Drew Bledsoe, N.E., Buff. (22 games)
- 3 Ken O'Brien, N.Y. Jets, Phil. (16 games)
- 3 Joe Ferguson, Buff., T.B., Ind. (25 games)
- 3 Jim Kelly, Buffalo (20 games)
- 3 Vinny Testaverde, T.B., Clev., Bal., N.Y. Jets (11 games)
- 3 Tom Brady, New England (16 games)

LONGEST PASS PLAYS

- 93t Mike Livingston to Otis Taylor, 79 yards; lateral to Robert Holmes, 14 yards (10/19/69 at Kansas City)
- 92t Joe Ferguson to Frank Lewis (9/17/78 vs. Buffalo)
- 89t Len Dawson to Otis Taylor (11/13/66 at Kansas City)
- 89t Joe Namath to Richard Caster (10/7/74 at N.Y. Jets)
- 87t Charlie Batch to Heath Miller (9/7/06 at Pittsburgh)
- 84t Drew Bledsoe to Ben Coates (11/3/96 at New England)
- 83t Jim Kelly to Andre Reed (12/4/94 vs. Buffalo)
- *82t Daryle Lamonica to Rod Sherman (12/27/70 at Oakland)
- 82t Dan Pastorini to Charlie Joiner (9/24/72 vs. Houston)
- 81t Tom Brady to Sam Aiken (12/6/09 vs. New England)
- 82t Tom Brady to Troy Brown (10/19/03 vs. New England)
- 80t Sam Wyche to Bob Trumpy (11/17/68 vs. Cincinnati)
- 80t Ken Anderson to Isaac Curtis (11/28/83 vs. Cincinnati)
- 80t Warren Moon to Butch Woolfolk (9/8/85 at Houston)
- 80t Mike Pagel to Wayne Capers (11/17/85 at Indianapolis)
- 80t John Friesz to Brian Blades (10/6/96 vs. Seattle)

- 80t Alex Van Pelt to Eric Moulds (11/25/01 at Buffalo)
 80t Peyton Manning to Dallas Clark (9/21/09 vs. Indianapolis)

RECEIVING

MOST RECEPTIONS

Career

- 122 Andre Reed, Buffalo (27 games)
 84 Marvin Harrison, Indianapolis (15 games)
 78 Al Toon, N.Y. Jets (14 games)
 73 Eric Moulds, Buff., Hou. (21 games)
 72 Wayne Chrebet, N.Y. Jets (20 games)

Game

- 15 Isaac Bruce, St. Louis (12/24/95 at St. Louis), 210 yards
 14 Al Toon, N.Y. Jets (11/27/88 at New York), 181 yards
 *13 Kellen Winslow, San Diego (1/2/82 at Miami), 166 yards
 13 Antonio Gates, San Diego (12/11/05 at San Diego), 123 yards
 12 Eric Sievers, San Diego (11/18/84 at Miami), 119 yards
 12 Michael Irvin, Dallas (10/27/96 at Miami), 186 yards
 12 Richie Anderson, N.Y. Jets (10/23/00 at New York), 109 yards

MOST RECEIVING YARDS

Career

- 1,731 Andre Reed, Buffalo (27 games), 122 receptions
 1,371 Stanley Morgan, N.E., Ind. (21 games), 68 receptions
 1,342 Wesley Walker, N.Y. Jets (18 games), 70 receptions
 1,221 Eric Moulds, Buff., Hou. (21 games), 73 receptions
 1,133 Marvin Harrison, Ind. (15 games), 84 receptions

Game

- *240 Eric Moulds, Buffalo (1/2/99 at Miami), 9 receptions
 220 Ron Jessie, Los Angeles (10/3/76 at Miami), 7 receptions
 210 Isaac Bruce, St. Louis (12/24/95 at St. Louis), 15 receptions
 196 Eric Moulds, Buffalo (11/25/01 at Buffalo), 6 receptions
 194 Wesley Walker, N.Y. Jets (9/21/86 at New York), 6 receptions

MOST RECEIVING TOUCHDOWNS

Career

- 17 Wesley Walker, N.Y. Jets (18 games), 70 receptions
 13 Irving Fryar, N.E., Phil., Wash. (19 games), 61 receptions
 11 Eric Moulds, Buff., Hou. (21 games), 73 receptions
 11 Laveraneus Coles, N.Y. Jets, Wash. (15 games), 52 receptions
 10 Andre Reed, Buffalo (28 games), 122 receptions
 10 Randy Moss, Minn., Oak., N.E. (nine games), 45 receptions

Game

- 4 Jimmie Giles, Tampa Bay (10/20/85 at Miami)
 4 Wesley Walker, N.Y. Jets (9/21/86 at New York)
 4 Irving Fryar, Philadelphia (10/20/96 at Philadelphia)
 3 14 times; last by Braylon Edwards, Cleveland (10/14/07 at Cleveland)

HIGHEST RECEIVING AVERAGE

Career (minimum 40 receptions)

- 20.2 Stanley Morgan, N.E., Ind. (23 games), 68/1,371 yards
 19.2 Wesley Walker, N.Y. Jets (18 games), 70/1,342 yards
 18.0 Frank Lewis, Pitt., Buff (13 games), 46/830
 17.3 Shawn Jefferson, S.D., N.E. (12 games), 42/726 yards
 16.9 Randy Moss, Minn., Oak., N.E. (nine games), 45/760

Game (minimum three receptions)

- 43.3 Theo Bell, Pittsburgh (11/30/80 at Pittsburgh), 4/173 yards
 40.0 Butch Woolfolk, Houston (9/8/85 at Houston), 3/120 yards
 39.0 Richard Caster, N.Y. Jets (10/7/74 at Miami), 3/117 yards
 38.0 Stanley Morgan, New England (10/21/84 at New England), 3/114 yards

MOST 100-YARD RECEIVING GAMES

- 5 Al Toon, N.Y. Jets (14 games)
 5 Andre Reed, Buffalo (28 games)
 5 Stanley Morgan, N.E., Ind. (23 games)
 4 Wesley Walker, N.Y. Jets (18 games)
 4 Marvin Harrison, Indianapolis (15 games)
 4 Randy Moss, Minn., Oak., N.E. (nine games)
 3 Otis Taylor, Kansas City (six games)
 3 Tim Brown, Oakland (10 games)
 3 Wayne Chrebet, N.Y. Jets (20 games)
 3 Lee Evans, Buffalo (10 games)
 3 Wes Welker, New England (six games)

FIELD GOALS

MOST FIELD GOALS

Career

- 37 Pat Leahy, N.Y. Jets (30 games)
 36 Adam Vinatieri, N.E., Ind. (22 games)
 32 Steve Christie, T.B., Buff., S.D. (21 games)
 28 Dean Biasucci, Ind. St.L. (20 games)
 19 Gary Anderson, Pitt., Phil., Minn., Tenn. (12 games)

Game

- 5 Roy Gerela, Houston (9/28/69 at Houston), 5 attempts
 5 Dean Biasucci, Indianapolis (9/25/88 at Indianapolis), 6 attempts
 *5 Steve Christie, Buffalo (1/17/93 at Miami), 6 attempts
 5 Jason Elam, Denver (10/13/02 at Denver), 5 attempts
 5 Kris Brown, Houston (9/7/03 at Miami), 7 attempts
 5 Kris Brown, Houston (10/7/07 at

- Houston), 5 attempts
 4 12 times; last by Stephen Gostkowski, New England (11/8/09 at New England), 4 attempts

LONGEST FIELD GOALS

- 59 Steve Christie, Buffalo (9/26/93 at Buffalo)
 57 Kris Brown, Houston (10/7/07 at Houston)
 56 Rian Lindell, Buffalo (11/29/09 at Buffalo)
 55 Dean Biasucci, Indianapolis (12/30/90 at Miami)
 55 Matt Bahr, New England (11/12/95 at Miami)
 55 Jason Elam, Denver (10/13/02 at Denver)

INTERCEPTIONS

MOST INTERCEPTIONS

Career

- 9 Nate Clements, Buffalo (12 games)
 7 Johnny Robinson, Kansas City (six games)
 7 Roland James, New England (5 games)
 6 Raymond Clayborn, N.E., Clev. (16 games)
 6 Willie Brown, Oakland (10 games)
 6 Ronnie Lippett, New England (16 games)
 6 Mike Prior, Ind., G.B. (12 games)
 6 Victor Green, N.Y. Jets, N.E. (19 games)
 6 Marcus Coleman, N.Y. Jets (13 games)

Game

- 3 Clarence Duren, San Diego (10/30/77 at Miami), 45 yards
 3 Jeff Nixon, Buffalo (9/7/80 at Buffalo), 51 yards
 3 Erik McMillan, N.Y. Jets (10/23/88 at Miami), 57 yards
 3 Marcus Coleman, N.Y. Jets (10/23/00 at N.Y. Jets), 7 yards
 3 Greg Wesley, Kansas City (9/29/02 at Kansas City), 71 yards
 3 Nate Clements, Buffalo (10/20/02 at Miami), 39 yards

MOST INTERCEPTION RETURN YARDS

Game

- 151 Mike Haynes, L.A. Raiders (12/2/84 at Miami), 2 interceptions

LONGEST INTERCEPTION RETURNS

- 102t Eddie Anderson, L.A. Raiders (12/14/92 at Miami), Dan Marino
 100t Aaron Glenn, N.Y. Jets (9/15/96 at Miami), Dan Marino
 100t Jimmy Hitchcock, New England (11/23/97 at New England), Dan Marino
 98t Marcus Coleman, N.Y. Jets (12/27/99 at Miami), Dan Marino
 97t Mike Haynes, L.A. Raiders (12/2/84 at Miami), Dan Marino
 97t Najee Mustafaa, Cleveland (10/10/93 at Cleveland), Scott Mitchell
 90t Steve Emtman, Indianapolis (10/25/92 at Miami), Dan Marino
 *90t Tory James, Oakland (1/6/01 at Oakland), Jay Fiedler

- 89t Darren Sharper, Green Bay (11/4/02 at Green Bay), Ray Lucas
 87 Victor Green, N.Y. Jets (12/13/98 at Miami), Dan Marino

LONGEST PLAYS

PUNTS

- 89 Luke Prestridge, New England (10/21/84 at New England)
 80 Chris Mohr, Buffalo (10/13/96 at Buffalo)
 73 Rich Camarillo, New England (9/13/87 at New England)
 73 Josh Miller, Pittsburgh (9/20/98 at Miami)
 73 Todd Sauerbrun, Carolina (11/4/01 at Miami)
 72 Rohn Stark, Indianapolis (9/23/84 at Miami)

PUNT RETURNS

- 93t Johnnie Lee Higgins, Oakland (11/16/08 at Miami)
 84t Clarence Verdin, Indianapolis (10/25/92 at Miami)
 83t Billy Johnson, Houston (11/16/75 at Houston)
 80t Ron Gardin, Baltimore (11/1/70 at Baltimore)
 75t Dewell Brewer, Indianapolis (12/18/94 at Indianapolis)
 72t Butch Byrd, Buffalo (9/18/66 at Buffalo)
 70t Robbie Martin, Indianapolis (11/17/85 at Indianapolis)

KICKOFF RETURNS

- 104t Terrence McGee, Buffalo (12/5/04 at Miami)
 102t Harold Hart, Oakland (9/22/75 at Oakland)
 99t Jim Duncan, Baltimore (11/1/70 at Baltimore)
 98t Leon Washington, N.Y. Jets (9/23/07 at N.Y. Jets)
 97t Terrence Wilkins, Indianapolis (10/10/99 at Indianapolis)

FUMBLE RETURNS

- 100t Chris Martin, Kansas City (10/13/91 at Kansas City), Sammie Smith
 *79t Neil Smith, Denver (1/9/99 at Denver), Oronde Gadsden
 66t Greg Townsend, L.A. Raiders (9/19/83 at L.A. Raiders), David Woodley
 62t Hugh Douglas, N.Y. Jets (12/22/96 at N.Y. Jets), Stanley Pritchett
 59t Gabe Northern, Buffalo (10/4/99 at Miami), Dan Marino
 58t Rick Redman, San Diego (10/2/66 at San Diego), Dick Wood
 58 Randy McClanahan, Buffalo (11/12/78 at Buffalo), Bob Griese

BLOCKED FIELD GOALS

- 78t George Radachowsky, N.Y. Jets (9/24/89 at Miami), Pete Stoyanovich
 76t Charles Romes, Buffalo (9/2/79 at Buffalo), Uwe von Schamann

OPPONENTS TOP TENS

RUSHING

PLAYER	TEAMS	GAMES	NO.	YDS.	AVG.	LG	TD
1. Thurman Thomas	Buffalo	20	364	1620	4.5	30t	8
2. Freeman McNeil	N.Y. Jets	21	281	1507	5.4	58	2
	Curtis Martin	20	409	1507	3.7	37	13
4. O.J. Simpson	Buffalo	16	240	1177	4.9	75t	4
5. Eric Dickerson	L.A. Rams, Ind., L.A. Raid.	11	231	1065	4.6	40	6
6. Jim Nance	N.Y. Jets, Boston	12	183	933	5.1	30t	9
7. Lydell Mitchell	San Diego Baltimore	12	235	912	3.9	64t	6
8. Antowain Smith	Buffalo, N.E., N.O.	14	232	822	3.5	44	4
9. John Riggins	N.Y. Jets, Washington	13	183	761	4.2	N/A	5
10. Willis McGahee	Buffalo, Baltimore	8	208	748	3.6	31	2

PASSING

PLAYER	TEAMS	GAMES	ATT.	COMP.	YDS.	PCT.	TD	INT.
1. Drew Bledsoe	New England, Buffalo	22	765	412	5397	53.9	30	28
2. Joe Ferguson	Buffalo, T.B., Ind.	25	723	418	4902	57.8	26	33
3. Jim Kelly	Buffalo	20	621	388	4560	62.5	24	19
4. Ken O'Brien	N.Y. Jets, Philadelphia	16	489	303	3837	62.0	25	13
5. Steve Grogan	New England	22	535	280	3709	52.3	21	25
6. Tom Brady	New England	16	453	265	3137	58.5	28	16
7. Peyton Manning	Indianapolis	12	401	244	2957	60.8	18	18
8. Joe Namath	N.Y. Jets	16	388	201	2956	51.8	19	25
9. Richard Todd	N.Y. Jets	14	354	203	2718	57.3	18	25
10. Bert Jones	Baltimore, L.A. Rams	13	326	188	2388	57.7	15	6

RECEPTIONS

PLAYER	TEAMS	GAMES	NO.	YDS.	AVG.	LG	TD
1. Andre Reed	Buffalo	27	122	1731	14.2	83t	10
2. Marvin Harrison	Indianapolis	15	84	1133	13.5	45	9
3. Al Toon	N.Y. Jets	14	78	1054	14.0	44t	3
4. Eric Moulds	Buffalo, Houston	21	73	1221	16.7	80t	11
5. Wayne Chrebet	N.Y. Jets	20	72	991	13.8	70	8
6. Wesley Walker	N.Y. Jets	18	70	1342	19.2	71t	17
7. Stanley Morgan	New England, Indianapolis	21	68	1371	20.2	76t	6
8. Thurman Thomas	Buffalo	20	67	693	10.3	50t	3
9. Ben Coates	New England, Baltimore	19	63	812	12.9	84t	9
	Bill Brooks	19	63	661	10.5	47	3

RECEIVING YARDS

PLAYER	TEAMS	GAMES	YDS.	REC.	AVG.	LG	TD
1. Andre Reed	Buffalo	27	1731	122	14.2	83t	10
2. Stanley Morgan	N.E., Indianapolis	21	1371	68	20.2	76t	6
3. Wesley Walker	N.Y. Jets	18	1342	70	19.2	71t	17
4. Eric Moulds	Buffalo, Houston	21	1221	73	16.7	80t	11
5. Marvin Harrison	Indianapolis	15	1133	84	13.5	45	9
6. Al Toon	N.Y. Jets	14	1094	78	14.0	44t	3
7. Wayne Chrebet	N.Y. Jets	20	991	72	13.8	70	8
8. Irving Fryar	N.E., Phil. Wash.	19	978	61	16.0	54t	13
9. Frank Lewis	Pittsburgh, Buffalo	14	830	46	18.0	92t	2
10. Ben Coates	New England, Baltimore	19	812	63	12.9	84t	9

MEDIA WEB SITE

To further assist the media, the Dolphins have created a Media-Specific Web Site, located at <http://media.miamidolphins.com>. Through this site, accredited media ONLY will be able to download feature news-clip files of current and former Dolphin player and coaches, gamebooks from past Dolphin games, transcripts from press conferences and much more. This site can be used 24 hours a day via your home, office or lap top computer. For more information on how to access this web site, contact the Dolphins at media@miamidolphins.com.

OPPONENTS OUTSTANDING PERFORMANCES

300-PLUS PASSING YARDS

PLAYER	TEAM	DATE	ATT.	COMP.	YDS.	TD	INT.	LG
Ken O'Brien	N.Y. Jets	9/21/86	43	29	479	4	1	65t
James Harris	L.A. Rams	10/3/76	29	17	436	2	1	58
* Dan Fouts	San Diego	1/2/82	55	33	433	4	1	43
Drew Bledsoe	New England	11/23/98	54	28	423	2	2	49
Drew Bledsoe	New England	9/4/94	51	32	421	4	2	62t
Joe Ferguson	Buffalo	10/9/83	55	38	419	5	1	35
Drew Bledsoe	New England	11/3/96	41	30	419	3	2	84t
Joe Namath	N.Y. Jets	10/1/67	39	23	415	3	1	62
Matt Cassel	New England	11/23/08	43	30	415	3	1	64
Bernie Kosar	Cleveland	11/10/86	50	32	401	0	0	44
Ken O'Brien	N.Y. Jets	11/10/85	43	26	393	2	0	44
Boomer Esiason	N.Y. Jets	11/27/94	41	26	382	2	2	69
Elvis Grbac	San Francisco	11/20/95	41	31	382	4	0	47t
Jim Kelly	Buffalo	9/1/91	39	29	381	2	1	54t
Dan Fouts	San Diego	11/18/84	56	37	380	4	1	44
Matt Schaub	Houston	10/12/08	42	22	379	1	2	61
Vinny Testaverde	N.Y. Jets	10/23/00	59	36	378	5	3	30t
Vinny Testaverde	N.Y. Jets	9/14/03	45	29	373	1	1	61
Steve DeBerg	Tampa Bay	10/20/85	32	19	365	4	1	57
Troy Aikman	Dallas	10/27/96	41	33	363	3	0	61
Brett Favre	Green Bay	9/11/94	51	31	362	2	1	35
Kurt Warner	Arizona	9/14/08	24	19	361	3	0	79
* Doug Flutie	Buffalo	1/2/99	36	21	360	1	1	65
Jim Kelly	Buffalo	10/25/87	39	29	359	2	0	34
Dennis Shaw	Buffalo	10/18/70	32	24	358	2	2	48
Brian Sipe	Cleveland	11/18/79	42	23	358	3	0	54
Bert Jones	Baltimore	9/27/81	27	20	357	3	1	67t
Steve Grogan	New England	11/8/81	40	23	355	1	4	76t
Daunte Culpepper	Minnesota	9/10/00	37	23	355	1	3	42
Danny White	Dallas	10/25/81	32	22	354	3	1	38
Tom Brady	New England	10/21/07	25	21	354	6	0	50t
Tom Brady	New England	12/6/09	29	19	352	2	2	81t
Steve Grogan	New England	11/29/79	39	21	350	3	2	38
Daryle Lamonica	Oakland	9/21/68	24	15	344	4	0	73t
Mike Tomczak	Pittsburgh	11/20/94	42	26	343	0	0	40
Erik Kramer	Chicago	10/27/97	50	32	343	2	0	54
Ken Anderson	Cincinnati	11/28/83	36	23	342	1	2	80t
Pat Ryan	N.Y. Jets	11/27/88	43	27	341	2	1	35
Tony Eason	New England	9/17/89	49	25	341	1	1	45
* Jim Kelly	Buffalo	1/12/91	29	19	339	3	1	44
Joe Ferguson	Buffalo	10/12/81	29	20	338	3	0	65t
Brian Griese	Denver	10/13/02	46	27	335	1	2	52
Steve Bartkowski	Atlanta	9/21/80	36	18	332	2	0	53
Tom Brady	New England	11/8/09	37	25	332	1	1	71t
Joe Ferguson	Buffalo	12/7/77	40	25	331	3	1	27
** Joe Montana	San Francisco	1/20/85	35	24	331	3	0	34
Vinny Testaverde	Baltimore	10/19/97	47	32	331	1	0	34t
Ken O'Brien	N.Y. Jets	9/24/89	37	27	329	3	1	37t
Drew Bledsoe	New England	1/2/94	43	27	329	4	1	42
Kurt Warner	St. Louis	9/30/01	31	24	328	4	0	45t
Trent Green	Kansas City	9/29/02	34	24	328	5	0	46
Brooks Bollinger	N.Y. Jets	12/18/05	42	28	327	2	0	60
Bruce Matheson	Seattle	10/4/87	42	20	326	2	3	30
Warren Moon	Minnesota	9/25/94	37	26	326	3	0	44
Neil O'Donnell	N.Y. Jets	9/15/96	44	25	325	3	3	78t
Boomer Esiason	N.Y. Jets	9/12/93	33	22	323	2	1	51
Glenn Foley	N.Y. Jets	11/9/97	48	25	322	1	1	33
Mark Rypien	St. Louis	12/24/95	42	27	320	2	1	31
Tyler Thigpen	Kansas City	12/21/08	41	20	320	2	3	75
Jim Harbaugh	Indianapolis	10/8/95	33	25	319	3	0	47t
Neil O'Donnell	N.Y. Jets	10/12/97	37	24	319	2	0	70

PLAYER	TEAM	DATE	ATT.	COMP.	YDS.	TD	INT.	LG
Carson Palmer	Cincinnati	12/30/07	32	23	316	3	1	70t
Steve Bono	Kansas City	12/12/94	55	33	314	2	3	22t
* Joe Montana	Kansas City	12/31/94	37	26	314	2	1	57t
Dan Fouts	San Diego	10/15/78	30	22	313	1	2	46
Tony Eason	New England	10/21/84	29	19	313	3	0	76t
* Mark Malone	Pittsburgh	1/6/85	36	20	312	3	3	29t
Drew Bledsoe	New England	12/24/00	34	18	312	2	2	59
Richard Todd	N.Y. Jets	10/4/81	39	28	310	4	1	46
Alex Van Pelt	Buffalo	11/25/01	34	21	309	3	1	80t
Mike Livingston	Kansas City	10/19/69	34	17	308	1	1	93t
Neil Lomax	St. Louis	9/30/84	37	22	308	1	0	29
Jay Cutler	Denver	11/2/08	46	24	307	2	3	47
* Dan Pastorini	Houston	12/24/78	29	20	306	1	0	34
Jim Kelly	Buffalo	10/4/92	48	25	306	1	4	28
Drew Bledsoe	Buffalo	12/1/02	27	15	306	3	0	73t
Greg Landry	Baltimore	11/25/79	42	25	304	3	2	31t
Sonny Jurgensen	Washington	10/13/74	39	26	303	2	3	37
Peyton Manning	Indianapolis	9/21/09	23	14	303	2	0	80t
Phillip Rivers	San Diego	9/27/09	33	18	303	0	0	55
Peyton Manning	Indianapolis	9/6/98	37	21	302	1	3	42
Pat Ryan	N.Y. Jets	10/4/87	49	30	301	4	2	35t

100-PLUS RECEIVING YARDS

PLAYER	TEAM	DATE	NO.	YDS.	TD	LG
* Eric Moulds	Buffalo	1/2/99	9	240	1	65
Ron Jessie	L.A. Rams	10/3/76	7	220	2	58t
Isaac Bruce	St. Louis	12/24/95	15	210	1	31
Eric Moulds	Buffalo	11/25/01	6	196	2	80t
Wesley Walker	N.Y. Jets	9/21/86	6	194	4	65t
Michael Irvin	Dallas	10/27/96	12	186	1	61
Dallas Clark	Indianapolis	9/21/09	7	183	1	80t
Stanley Morgan	New England	11/8/81	5	182	1	76t
Al Toon	N.Y. Jets	11/27/88	14	181	0	29
Andre Johnson	Houston	10/12/08	10	178	1	61
Reggie Rucker	Cleveland	11/18/79	9	177	1	54
Marvin Harrison	Indianapolis	11/11/01	9	174	3	45
Theo Bell	Pittsburgh	11/30/80	4	173	0	45
Johnnie Morton	Detroit	12/7/97	9	171	1	41
Steve Smith	Carolina	9/25/05	11	170	3	53t
Cris Carter	Minnesota	9/10/00	9	168	0	42
Wes Welker	New England	12/6/09	10	167	0	58
* Kellen Winslow	San Diego	1/2/82	13	166	1	31
Tommy Kane	Seattle	12/16/90	10	162	0	25
Antwaan Randle El	Washington	9/9/07	5	162	0	54
Ben Coates	New England	9/4/94	8	161	2	62t
Don Maynard	N.Y. Jets	12/1/68	7	160	3	54t
Al Toon	N.Y. Jets	9/24/89	10	159	1	37t
Bake Turner	N.Y. Jets	9/3/78	7	157	0	71
Al Toon	N.Y. Jets	11/10/85	10	156	0	44
Andre Reed	Buffalo	9/1/91	11	154	1	54t
Frank Lewis	Buffalo	9/17/78	5	153	1	92t
Larry Fitzgerald	Arizona	9/14/08	6	153	0	75
* James Lofton	Buffalo	1/12/91	7	149	1	44
Jerry Rice	San Francisco	11/20/95	8	149	2	47t
Stanley Morgan	New England	12/22/86	8	148	2	30t
Randy Moss	New England	11/8/09	6	147	1	71t
Marlin Briscoe	Buffalo	10/18/70	7	145	2	46t
Raymond Butler	Baltimore	9/27/81	4	145	2	67t
Keyshawn Johnson	N.Y. Jets	12/12/99	11	144	2	27
Marvin Harrison	Indianapolis	9/15/02	11	144	1	33
Mark Carrier	Tampa Bay	10/30/88	9	142	0	47
* Stephone Paige	Kansas City	1/5/91	8	142	1	33
Santana Moss	N.Y. Jets	9/14/03	5	142	1	61
Tony Gonzalez	Kansas City	9/29/02	7	140	3	42t
Anquan Boldin	Arizona	9/14/08	6	140	3	79t
Wes Welker	New England	10/21/07	9	138	2	36
Jimmy Teal	Seattle	10/4/87	9	137	0	32

PLAYER	TEAM	DATE	NO.	YDS.	TD	LG
Joey Galloway	Seattle	10/6/96	5	137	2	65t
Alfred Jenkins	Atlanta	9/21/80	4	136	0	33
Jeff Graham	N.Y. Jets	9/15/96	5	136	1	78t
* Jimmy Smith	Jacksonville	1/15/00	5	136	2	70t
Ben Coates	New England	11/3/96	5	135	2	84t
Andre Reed	Buffalo	10/13/96	10	134	0	49
Stephone Paige	Kansas City	12/3/89	7	133	1	38t
Fred Biletnikoff	Oakland	9/20/69	9	132	1	13t
Otis Taylor	Kansas City	10/19/69	4	131	0	79
J.J. Birden	Kansas City	12/12/94	10	131	1	22t
Shawn Jefferson	New England	11/23/98	6	131	1	38
Troy Brown	New England	10/19/03	6	131	1	82t
Chad Johnson	Cincinnati	12/30/07	4	131	2	70t
Chris Burkett	Buffalo	10/25/87	9	130	1	34
Eric Moulds	Buffalo	12/1/02	5	130	1	57t
Randy Vataha	New England	12/5/71	7	129	2	51t
* Steve Largent	Seattle	12/29/84	6	128	1	56t
Matt Jones	Jacksonville	12/3/06	6	128	1	33
Cris Collinsworth	Cincinnati	11/28/83	8	127	0	48
Jake Reed	Minnesota	9/25/94	9	127	0	21
Andre Reed	Buffalo	12/16/96	6	127	1	67t
Charlie Mitchell	Denver	12/4/66	4	126	1	79t
Wesley Walker	N.Y. Jets	11/26/78	6	126	1	42
Roy Williams	Detroit	11/23/06	6	126	0	41
Lance Alworth	San Diego	11/12/67	4	125	1	54t
Stanley Morgan	New England	10/5/86	6	125	1	27t
Tim Brown	Oakland	11/30/97	8	125	1	36
Raghib Ismail	Dallas	11/25/99	5	125	1	65t
Marvin Harrison	Indianapolis	12/5/99	8	125	0	36
Randy Moss	New England	11/23/08	8	125	3	29t
Stanley Morgan	New England	11/29/79	5	124	1	38t
Rob Moore	N.Y. Jets	9/12/93	6	124	0	51
Rob Moore	N.Y. Jets	11/27/94	7	124	0	35
Antonio Gates	San Diego	12/11/05	13	123	1	25
Jim Whalen	Boston	12/17/67	4	122	0	33
* Fred Biletnikoff	Oakland	12/21/74	8	122	1	20
Dokie Williams	L.A. Raiders	12/2/84	2	122	1	75t
Leonard Thompson	Detroit	10/27/85	7	122	1	38t
Andre Reed	Buffalo	9/11/88	8	122	0	21
* Andre Reed	Buffalo	1/12/91	4	122	2	43
Randy Moss	New England	10/21/07	4	122	2	50t
Don Maynard	N.Y. Jets	11/2/69	4	121	2	42t
Wayne Patrick	Buffalo	10/18/70	6	121	0	48
Joe Washington	Baltimore	11/11/79	10	121	0	23
Henry Ellard	L.A. Rams	12/14/86	8	121	1	22
Tony Martin	San Diego	11/5/95	7	121	1	50t
Darrell Jackson	Seattle	10/28/01	5	121	1	64
Sammy White	Minnesota	12/11/76	9	120	3	36t
Butch Woolfolk	Houston	9/8/85	3	120	1	80t
Wes Welker	New England	11/23/08	8	120	0	64
Vincent Jackson	San Diego	9/27/09	5	120	0	55
Eric Sievers	San Diego	11/18/84	12	119	2	24
Fred Biletnikoff	Oakland	10/4/69	9	119	1	23
Mike Jones	New Orleans	12/7/86	6	119	0	34
Vincent Brisby	New England	11/12/95	6	118	1	47t
Richard Caster	N.Y. Jets	10/7/74	3	117	1	89t
O.J. Simpson	Buffalo	12/7/75	8	117	1	62t
Eric Sievers	New England	12/10/89	6	117	0	41
Carl Pickens	Cincinnati	10/1/95	9	117	3	44t
Lee Evans	Buffalo	12/4/05	5	117	3	56t
Paul Coffman	Green Bay	10/28/79	5	116	1	78t
Jimmie Giles	Tampa Bay	10/20/85	7	116	4	39t
Irving Fryar	Philadelphia	10/20/96	8	116	4	38t
Shawn Jefferson	New England	10/25/98	4	116	0	54
Lee Evans	Buffalo	10/26/08	7	116	0	33
Peyton Hillis	Denver	11/2/08	7	116	1	47
Tony Hill	Dallas	12/17/84	6	115	1	66t
Isaac Curtis	Cincinnati	11/28/83	4	114	1	80t

PLAYER	TEAM	DATE	NO.	YDS.	TD	LG
Stanley Morgan	New England	10/21/84	3	114	1	76t
Dennis Northcutt	Cleveland	12/26/04	4	114	1	58t
Otis Taylor	Kansas City	11/13/66	4	113	1	89t
Otis Taylor	Kansas City	9/28/68	3	113	1	44
Eric Crabtree	Cincinnati	9/14/69	3	113	2	69t
James Lofton	L.A. Raiders	10/9/88	5	113	0	32
Tim Brown	Oakland	10/31/99	7	113	0	32
Jim Colclough	Boston	12/17/67	3	112	0	52
Mike Barber	Houston	12/24/78	4	112	0	55
Wesley Walker	N.Y. Jets	10/4/81	8	112	2	46
Will Moore	New England	9/10/95	8	112	0	33
Terry Glenn	New England	11/3/96	10	112	0	20
Roy Jefferson	Washington	10/13/74	7	111	1	37t
John Holland	Buffalo	9/13/76	2	111	2	58t
* John Stallworth	Pittsburgh	1/6/85	4	111	2	65t
Al Toon	N.Y. Jets	9/21/86	7	111	0	31
Torry Holt	St. Louis	9/30/01	4	111	1	45t
* Ed Podolak	Kansas City	12/25/71	8	110	1	29
Anthony Miller	San Diego	12/27/93	7	110	2	41t
Randy Moss	Minnesota	12/21/02	7	110	0	60
Jeremy Shockey	N.Y. Giants	10/5/03	11	110	0	20
Lee Evans	Buffalo	12/5/04	4	110	2	69t
Richie Anderson	N.Y. Jets	10/23/00	12	109	0	19
Wesley Walker	N.Y. Jets	9/3/78	4	108	2	47t
* Charlie Joiner	San Diego	1/2/82	7	108	0	39
Art Monk	N.Y. Jets	11/27/94	5	108	0	69
* Steve Tasker	Buffalo	12/30/95	5	108	1	37t
Dedric Ward	N.Y. Jets	11/9/97	6	108	0	33
Leon Washington	N.Y. Jets	12/25/06	4	108	0	64
Jack Snow	L.A. Rams	10/31/71	5	107	1	51t
Warren Wells	Oakland	9/21/68	3	106	1	73t
Raymond Chester	Baltimore	12/1/76	5	106	0	48
Frank Lewis	Buffalo	10/12/81	5	106	0	30
Tony Hill	Dallas	10/25/81	5	106	0	38
* Wes Chandler	San Diego	1/2/82	6	106	0	47
Andre Reed	Buffalo	12/4/94	3	106	2	83t
Warrick Dunn	Tampa Bay	9/21/97	6	106	1	58t
Laveranues Coles	N.Y. Jets	10/15/06	5	106	2	58t
Bake Turner	N.Y. Jets	12/14/69	4	105	2	34t
Harold Jackson	New England	11/29/79	5	105	1	33
Eddie Brown	Cincinnati	11/8/87	8	105	0	32
Jermaine Lewis	Baltimore	10/19/97	6	105	0	28
Wayne Chrebet	N.Y. Jets	12/13/98	5	105	1	52
Tony Martin	Atlanta	12/27/98	3	105	1	53
Ed McCaffrey	Denver	9/13/99	6	105	3	61t
Jeremy Shockey	New Orleans	10/25/09	4	105	0	66
Art Powell	Oakland	9/2/66	8	104	1	17t
* Elmo Wright	Kansas City	12/25/71	3	104	0	63
Derrick Gaffney	N.Y. Jets	9/30/79	4	104	0	43
Wayne Chrebet	N.Y. Jets	10/12/97	5	104	1	70
Tim Brown	Oakland	12/6/98	9	104	2	27
Wayne Chrebet	N.Y. Jets	10/23/00	6	104	2	28
Gary Garrison	San Diego	10/11/69	4	103	2	40t
* Ken Burrough	Houston	12/24/78	6	103	0	53
Thurman Thomas	Buffalo	9/1/91	8	103	1	50t
* Kimble Anders	Kansas City	12/31/94	6	103	1	57t
Marvin Harrison	Indianapolis	9/6/98	5	102	1	42
Troy Brown	New England	12/24/00	8	102	0	22
David Patten	New England	10/6/02	5	102	2	34t
Doug Jolley	N.Y. Jets	12/18/05	9	102	1	60t
Jamaal Charles	Kansas City	12/21/08	3	102	0	75
Kellen Winslow	Tampa Bay	11/15/09	7	102	0	37
Andre Rison	Atlanta	10/11/92	7	101	1	22t
Heath Miller	Pittsburgh	9/7/06	3	101	1	87t
Andre Johnson	Houston	10/1/06	9	101	1	30
Richard Caster	N.Y. Jets	11/24/74	6	100	2	45t
Al Toon	N.Y. Jets	12/7/87	5	100	1	44t

Lawrence Dawsey	Tampa Bay	12/1/91	8	100	1	17t
Curtis Conway	Chicago	10/27/97	6	100	0	54
Ken Dilger	Indianapolis	12/14/97	5	100	3	43

100-PLUS RUSHING YARDS

PLAYER	TEAM	DATE	NO.	YDS.	TD	LG
O.J. Simpson	Buffalo	12/5/76	24	203	1	75t
Rueben Mayes	New Orleans	12/7/86	28	203	2	34t
Earl Campbell	Houston	11/20/78	28	199	4	81t
* Terrell Davis	Denver	1/9/99	21	199	2	62
Justin Fargas	Oakland	9/30/07	22	179	0	48
Freeman McNeil	N.Y. Jets	10/14/85	28	173	0	20
Ricky Watters	Philadelphia	10/20/96	25	173	1	49t
Gerald Riggs	Atlanta	11/30/86	33	172	1	31
Eric Dickerson	Indianapolis	12/4/88	31	169	1	19
Jamal Lewis	Baltimore	1/2/05	34	167	1	20
** John Riggins	Washington	1/30/83	38	166	1	43t
Reuben Droughns	Cleveland	11/20/05	30	166	1	75t
Thurman Thomas	Buffalo	9/1/91	25	165	1	20
Jim Nance	Boston	12/17/67	24	164	2	29
William Andrews	Atlanta	12/10/83	21	161	1	24t
* Earnest Byner	Cleveland	1/4/86	16	161	2	66t
Hoyle Granger	Houston	12/23/67	21	160	1	23
Wayne Wilson	New Orleans	10/2/83	34	160	0	12
* Thurman Thomas	Buffalo	12/30/95	25	158	1	32
Don Woods	San Diego	9/29/74	18	157	2	56t
Earnest Byner	Washington	12/2/90	32	157	3	21
Antowain Smith	New England	12/22/01	26	156	1	44
Laurence Maroney	New England	12/23/07	14	156	1	59t
Marcus Allen	L.A. Raiders	12/2/84	20	155	3	52t
Eric Dickerson	Indianapolis	11/15/87	30	154	1	13
Thurman Thomas	Buffalo	12/23/90	30	154	1	13t
Christian Okoye	Kansas City	10/13/91	23	153	1	38t
Dick Post	San Diego	11/3/68	21	151	0	24
Travis Henry	Buffalo	12/1/02	35	151	1	13
Thurman Thomas	Buffalo	12/3/89	27	148	1	30t
Christian Okoye	Kansas City	12/24/89	32	148	1	13
Thurman Thomas	Buffalo	12/17/95	35	148	1	15
Brian Westbrook	Philadelphia	11/18/07	32	148	0	36
Barry Sanders	Detroit	9/15/91	32	143	0	14
Lee Suggs	Cleveland	12/26/04	38	143	0	13
Lydell Mitchell	Baltimore	10/9/77	17	142	1	64t
Curtis Martin	New England	11/12/95	30	142	2	23
Woody Campbell	Houston	12/3/67	18	141	1	42
* Natrone Means	San Diego	1/8/95	24	139	1	24t
Earl Campbell	Houston	12/4/83	28	138	1	35t
Edgerrin James	Indianapolis	9/15/02	30	138	0	13
Barry Sanders	Detroit	12/7/97	30	137	1	19
Thurman Thomas	Buffalo	11/18/91	23	135	1	30
* Fred Taylor	Jacksonville	1/15/00	18	135	1	90t
Paul Robinson	Cincinnati	11/17/68	22	134	3	54t
Jim Nance	Boston	11/27/66	23	133	1	27t
Freeman McNeil	N.Y. Jets	11/4/84	20	132	1	52
Johnny Hector	N.Y. Jets	12/22/91	13	132	0	47
Travis Henry	Buffalo	10/20/02	22	132	0	34
Brandon Jacobs	N.Y. Giants	10/28/07	23	131	0	15
Edgerrin James	Indianapolis	12/5/99	23	130	2	41t
Robert Holmes	Kansas City	9/28/68	13	128	1	76t
Michael Pittman	Tampa Bay	10/16/05	15	127	1	57t
Joe Washington	Baltimore	10/29/78	20	126	0	29
Floyd Little	Denver	10/27/68	25	126	1	19
Antowain Smith	Buffalo	11/14/99	29	126	0	24
Eric Dickerson	Indianapolis	9/25/88	30	125	0	9
Thurman Thomas	Buffalo	10/9/94	31	125	2	26t
Earnest Jackson	San Diego	11/18/84	28	124	0	16
Eric Dickerson	L.A. Rams	12/14/86	28	124	1	25
Neal Anderson	Chicago	9/4/88	24	123	2	15
Scott Lockwood	New England	12/27/92	30	123	0	23
Tatum Bell	Denver	12/12/04	17	123	2	29

PLAYER	TEAM	DATE	NO.	YDS.	TD	LG
Tony Dorsett	Dallas	10/25/81	24	122	0	18
DeAngelo Williams	Carolina	11/19/09	13	122	0	50
Walter Payton	Chicago	12/2/85	23	121	0	15
Larry Kinnebrew	Buffalo	10/29/89	21	121	1	25
Dorsey Levens	Green Bay	9/14/97	21	121	0	23
Corey Dillon	New England	12/20/04	26	121	1	20
O.J. Simpson	Buffalo	11/18/73	20	120	0	28
Earl Campbell	Houston	11/5/79	32	120	0	11
* Chuck Muncie	San Diego	1/2/82	24	120	1	19
Curtis Martin	N.Y. Jets	10/14/01	22	120	1	27t
Jim Braxton	Buffalo	11/18/73	17	119	0	36
Craig James	New England	11/3/85	23	119	0	14
Ronnie Harmon	Buffalo	11/29/87	23	119	0	19
Jerome Bettis	Pittsburgh	11/25/96	27	119	0	14
Natrone Means	San Diego	12/27/93	18	118	3	65t
Edgerrin James	Indianapolis	11/26/00	26	118	0	13
Ahman Green	Green Bay	10/22/06	18	118	1	70t
Warren Williams	Pittsburgh	12/18/88	16	117	0	33
* Thurman Thomas	Buffalo	1/12/91	32	117	2	14
Franco Harris	Pittsburgh	11/30/80	28	116	1	9t
Freeman McNeil	N.Y. Jets	9/19/82	13	116	0	48
Freeman McNeil	N.Y. Jets	11/26/84	24	116	0	39
Curtis Martin	N.Y. Jets	11/1/04	19	115	1	25t
Lamont Jordan	N.Y. Jets	11/1/04	14	115	1	25t
Willie Parker	Pittsburgh	9/7/06	29	115	0	32
Fred Jackson	Buffalo	12/9/07	15	115	0	27
Emerson Boozer	N.Y. Jets	12/13/70	18	114	0	21
Curtis Brown	Buffalo	11/12/78	11	114	1	58t
James Jones	Detroit	10/27/85	36	114	1	8
Jim Nance	Boston	10/15/67	20	113	0	19
Mel Owens	Detroit	12/15/73	27	113	1	10
Horace Ivory	New England	10/22/78	15	113	2	28
* Curt Warner	Seattle	12/31/83	29	113	2	18
Terry Allen	Minnesota	9/25/94	15	113	1	45
Edgerrin James	Indianapolis	12/17/00	32	112	0	15
Hoyle Granger	Houston	12/3/67	25	111	1	13
Jim Nance	Boston	12/8/68	19	111	1	30t
Wilbert Montgomery	Philadelphia	9/24/78	25	111	0	12
Willis McGahee	Buffalo	10/17/04	26	111	0	31
Franco Harris	Pittsburgh	11/14/76	22	110	1	26
Rocky Bleier	Pittsburgh	11/14/76	20	110	0	13
Eric Dickerson	Indianapolis	12/30/90	20	110	0	16
Corey Dillon	Cincinnati	10/1/00	22	110	0	19
Curtis Martin	N.Y. Jets	10/3/04	24	110	1	13
Thomas Jones	N.Y. Jets	9/23/07	25	110	0	12
Jim Nance	Boston	11/30/69	17	109	0	23
Stump Mitchell	St. Louis	9/30/84	20	109	2	19
* Terry Allen	Baltimore	1/13/02	25	109	1	13
Joe Cribbs	Buffalo	12/27/82	19	108	1	62t
Curtis Martin	N.Y. Jets	10/4/98	36	108	1	15
Larry Johnson	Kansas City	12/21/08	12	108	1	33
Freeman McNeil	N.Y. Jets	11/10/85	26	107	0	13
Eric Dickerson	Indianapolis	12/17/89	21	107	2	17
* Edgerrin James	Indianapolis	12/30/00	21	107	0	34
Marshawn Lynch	Buffalo	12/9/07	23	107	0	11
Lydell Mitchell	Baltimore	11/23/75	26	106	1	32t
Sam Cunningham	New England	9/19/76	21	106	0	15
Eddie George	Tennessee	9/7/97	23	106	1	13t
Raymont Harris	Chicago	10/27/97	25	106	1	9
Franco Harris	Pittsburgh	12/3/73	15	105	1	21t
Marcus Allen	L.A. Raiders	9/19/83	22	105	0	15
* Craig James	New England	1/12/86	22	105	0	21
Willis McGahee	Baltimore	10/19/08	19	105	1	17
Lydell Mitchell	Baltimore	12/9/73	35	104	0	9
John Stephens	New England	11/6/88	25	104	1	13t
Rod Bernstine	San Diego	12/15/91	13	104	3	63t
Willis McGahee	Baltimore	12/16/07	29	104	0	19

PLAYER	TEAM	DATE	NO.	YDS.	TD	LG
Chris Johnson	Tennessee	12/20/09	24	104	0	14
Sammy Winder	Denver	9/29/85	20	103	2	19
Brad Baxter	N.Y. Jets	11/1/92	20	103	0	28
Jamal Anderson	Atlanta	12/27/98	18	103	1	36t
Emmitt Smith	Dallas	11/25/99	31	103	0	28
Garrison Hearst	San Francisco	12/16/01	26	103	0	23
Thomas Jones	N.Y. Jets	11/1/09	27	102	0	11
Eric Dickerson	L.A. Rams	10/30/83	14	101	1	40
Duce Staley	Pittsburgh	9/26/04	22	101	0	38
Thomas Jones	N.Y. Jets	9/7/08	22	101	1	14
* Wendell Hayes	Kansas City	12/25/71	22	100	0	22
Mark van Eeghen	New England	12/12/82	22	100	0	11
Chris Brown	Tennessee	9/11/04	16	100	0	52

* Playoff game ** Super Bowl

THE LAST TIME

(regular season)

KICKOFF RETURNED FOR A TOUCHDOWN

By Dolphins – Ted Ginn, Jr. at New York Jets (101 yards), 11/1/09

By Opponents – Willie Andrews of New England (77 yards), 10/21/07

PUNT RETURNED FOR A TOUCHDOWN

By Dolphins – Ted Ginn, Jr. at Philadelphia (87 yards), 11/18/07

By Opponents – Johnnie Lee Higgins of Oakland (93 yards), 11/16/08

INTERCEPTED PASS RETURNED FOR A TOUCHDOWN

By Dolphins – Vontae Davis vs. Buffalo Bills (23 yards), 10/4/09

By Opponents – Tracy Porter of New Orleans (54 yards) 10/25/09

FUMBLE RETURNED FOR A TOUCHDOWN

By Dolphins – Jason Taylor at New York Jets (48 yards), 11/1/09

By Opponents – Chinedum Ndukwe of Cincinnati (54 yards), 12/30/07

OPPONENTS FUMBLE RETURNED FOR A TOUCHDOWN

By Dolphins – Jason Taylor at New York Jets (48 yards), 11/1/09

By Opponents – Chinedum Ndukwe of Cincinnati (54 yards), 12/30/07

BLOCKED FIELD GOAL RETURNED FOR A TOUCHDOWN

By Dolphins – Curtis Johnson vs. Green Bay (47 yards), 12/19/71

By Opponents – George Radachowsky of N.Y. Jets (78 yards), 9/24/89

BLOCKED PUNT RETURNED FOR A TOUCHDOWN

By Dolphins – Mark Higgs vs. New England (19 yards), 10/18/90

By Opponents – Chris Burkett of N.Y. Jets (11 yards), 9/29/91

SAFETY SCORED

By Dolphins – Charlie Anderson vs. Buffalo (tackled Duke Preston on end zone), 10/26/08

By Opponents – Jay Richardson of Oakland (sacked Chad Pennington in end zone), 11/16/08

SHUTOUT

By Dolphins – at Miami 21, New England 0, 12/10/06

By Opponents – at Pittsburgh 3, Miami 0, 11/26/07

200 YARDS RUSHING

By Dolphins – Ricky Williams vs. Chicago (216 yards), 12/9/02

By Opponents – Rueben Mayes at New Orleans (203 yards), 12/7/86

100 YARDS RUSHING

By Dolphins – Ricky Williams at Jacksonville (108 yards), 12/13/09

By Opponents – Chris Johnson of Tennessee (104 yards), 12/20/09

100 YARDS RUSHING IN A HALF

By Dolphins – Ricky Williams vs. Tennessee (100 yards in the second half), 12/24/05

By Opponents – Laurence Maroney of New England (111 yards in first half) 12/23/07

TWO 100 YARD RUSHERS

By Dolphins – Mercury Morris (125 yards) and Don Nottingham (102 yards) at Green Bay, 10/5/75

By Opponents – Fred Jackson (115 yards) and Marshawn Lynch (107 yards) of Buffalo, 12/9/07

100 YARDS RUSHING AND RECEIVING

By Dolphins – None

By Opponents – Thurman Thomas at Buffalo (165 rushing yards and 103 receiving yards), 9/1/91

500 YARDS PASSING

By Dolphins – Dan Marino vs. New York Jets (521 yards), 10/23/88

By Opponents – None

400 YARDS PASSING

By Dolphins – Joey Harrington vs. Green Bay (414 yards) 10/22/06

By Opponents – Drew Bledsoe of New England (423 yards), 11/23/98

300 YARDS PASSING

By Dolphins – Chad Henne vs. Houston (322 yards), 12/27/09

By Opponents – Tom Brady of New England (352 yards), 12/6/09

200 YARDS RECEIVING

By Dolphins – Chris Chambers vs. Buffalo (238 yards), 12/4/05

By Opponents – Isaac Bruce of St. Louis (210 yards), 12/24/95

100 YARDS RECEIVING

By Dolphins – Greg Camarillo at Jacksonville (110 yards), 12/13/09

By Opponents – Wes Welker of New England (167 yards), 12/06/09

100 YARDS RECEIVING IN A HALF

By Dolphins – Ted Ginn, Jr. vs. Buffalo (108 yards in second half), 10/26/08

By Opponents – Wes Welker (103 in first half) of New England, 12/06/09

TWO 100 YARD RECEIVERS

By Dolphins – Oronde Gadsden (116 yards) and Chris Chambers (101 yards) at Buffalo, 11/25/01

By Opponents – Randy Moss (125 yards) and Wes Welker (120 yards) of New England, 11/23/08

SIX TOUCHDOWN PASSES

By Dolphins – Dan Marino at New York Jets, 9/21/86

By Opponents – Tom Brady of New England, 10/21/07

FIVE TOUCHDOWN PASSES

By Dolphins – Dan Marino vs. New England, 9/4/94

By Opponents – Tom Brady (6) of New England, 10/21/07

FOUR TOUCHDOWN PASSES

By Dolphins – Dan Marino vs. Denver, 12/21/98

By Opponents – Trent Edwards of Buffalo, 12/9/07

THREE TOUCHDOWN PASSES

By Dolphins – Chad Pennington at Kansas City, 12/21/08

By Opponents – Ben Roethlisberger of Pittsburgh, 1/3/10

FOUR TOUCHDOWN RECEPTIONS

By Dolphins – Mark Ingram at N.Y. Jets, 11/27/94

By Opponents – Irving Fryar of Philadelphia, 10/20/96

THREE TOUCHDOWN RECEPTIONS

By Dolphins – Chris Chambers at Dallas, 11/27/03

By Opponents – Randy Moss of New England, 11/23/08

TWO TOUCHDOWN RECEPTIONS

By Dolphins – Anthony Fasano at Kansas City, 12/21/08

By Opponents – Justin Gage of Tennessee Titans, 12/20/09

FOUR TOUCHDOWNS RUSHING

By Dolphins – Ronnie Brown at New England, 9/21/08

By Opponents – Earl Campbell of Houston, 11/20/78

THREE TOUCHDOWNS RUSHING

By Dolphins – Ricky Williams vs. New Orleans, 10/25/09

By Opponents – Daunte Culpepper of Oakland, 9/30/07

TWO TOUCHDOWNS RUSHING

By Dolphins – Ricky Williams vs. Carolina, 11/19/09

By Opponents – Fred Jackson of Buffalo, 11/29/09

FIVE FIELD GOALS

By Dolphins – Olindo Mare at Indianapolis, 12/31/06

By Opponents – Kris Brown of Houston, 10/7/07

FOUR FIELD GOALS

By Dolphins – Dan Carpenter at Denver, 11/2/08

By Opponents – Stephen Gostkowski of New England, 11/8/09

THREE FIELD GOALS

By Dolphins – Dan Carpenter vs. Tennessee, 12/20/09

By Opponents – Josh Reed of Pittsburgh, 1/03/10

FOUR INTERCEPTIONS

By Dolphins – Dick Anderson vs. Pittsburgh, 12/3/73

By Opponents – None

THREE INTERCEPTIONS

By Dolphins – Sam Madison vs. Tennessee, 11/7/99

By Opponents – Nate Clements of Buffalo, 10/20/02

TWO INTERCEPTIONS

By Dolphins – Will Allen vs. Buffalo, 10/4/09

By Opponents – Anthony Henry of Dallas, 9/16/07

THREE SACKS

By Dolphins – Joey Porter (4) at New England, 9/21/08

By Opponents – Ryan Denney of Buffalo, 9/17/06

TWO SACKS

By Dolphins – Joey Porter (2.5) vs. Buffalo, 11/29/09

By Opponents – LaMarr Woodley of Pittsburgh, 1/03/10

BLOCKED FIELD GOAL

By Dolphins – Jason Taylor vs. Baltimore (Matt Stover, 50 yards), 12/16/07

By Opponents – Langston Walker of Buffalo (Dan Carpenter, 46 yards), 10/26/08

BLOCKED PUNT

By Dolphins – Charlie Anderson at New York Jets (R. Hodges), 12/28/08

By Opponents – Coy Wire of Buffalo (Donnie Jones), 9/17/06

MISSED POINT AFTER TOUCHDOWN ATTEMPT

By Dolphins – Dan Carpenter vs. Tampa Bay, 11/15/09

By Opponents – John Carney of New Orleans, 10/25/09

TWO POINT CONVERSION

By Dolphins – Direct Snap to Pat White, end around Ricky Williams, three yards vs. Tennessee, 12/20/09

By Opponents – Randy Moss from Tom Brady of New England Patriots, 11/08/09

SUCCESSFUL ONSIDE KICK

By Dolphins – Chris Chambers recovered Olindo Mare kick vs. Jacksonville, 12/3/06

By Opponents – Ray McElroy of Indianapolis recovered Chris Gardocki kick, 8/31/07

YEAR-BY-YEAR LEADERS

RUSHING

YEAR	PLAYER	G	NO.	YDS.	AVG.	LG	TD
1966	Joe Auer	14	121	416	3.4	41	4
1967	Abner Haynes	10	56	274	4.9	65t	2
1968	+ Jim Kiick	14	165	621	3.8	25	4
1969	Jim Kiick	14	180	575	3.2	27	9
1970	Larry Csonka	14	193	874	4.5	53	6
1971	Larry Csonka	14	195	1051	5.4	28	7
1972	Larry Csonka	14	213	1117	5.2	45	6
1973	Larry Csonka	14	219	1003	4.6	25	5
1974	Larry Csonka	12	197	749	3.8	24	9
1975	Mercury Morris	14	219	875	4.0	49	4
1976	Benny Malone	14	186	797	4.3	31	4
1977	Benny Malone	14	129	615	4.8	66t	5
1978	Delvin Williams	16	272	1258	4.6	58t	8
1979	Larry Csonka	16	220	837	3.8	22	12
1980	Delvin Williams	15	187	671	3.6	65	2
1981	Tony Nathan	13	147	782	5.3	46	5
1982	Andra Franklin	9	177	701	4.0	25t	7
1983	Andra Franklin	15	224	746	3.3	18	8
1984	Woody Bennett	16	144	606	4.2	23	7
1985	Tony Nathan	16	143	667	4.7	22	5
1986	Lorenzo Hampton	16	189	830	4.5	54t	9
1987	+ Troy Stradford	12	145	619	4.3	51	6
1988	Lorenzo Hampton	16	117	414	3.5	33	9
1989	+ Sammie Smith	13	200	659	3.3	25	6
1990	Sammie Smith	16	226	831	3.7	33	8
1991	Mark Higgs	14	231	905	3.9	24	4
1992	Mark Higgs	16	256	915	3.6	23	7
1993	Mark Higgs	16	186	693	3.7	31	3
1994	Bernie Parmalee	15	216	868	4.0	47t	6

YEAR	PLAYER	G	NO.	YDS.	AVG.	LG	TD
1995	Bernie Parmalee	16	236	878	3.7	40	9
1996	+ Karim Abdul-Jabbar	16	307	1116	3.6	29	11
1997	Karim Abdul-Jabbar	16	283	892	3.2	22	15
1998	Karim Abdul-Jabbar	15	270	960	3.6	45	6
1999	+ J.J. Johnson	13	164	558	3.4	34	4
2000	Lamar Smith	15	309	1139	3.7	68t	14
2001	Lamar Smith	16	313	968	3.1	25	6
2002	# Ricky Williams	16	383	1853	4.8	63t	16
2003	Ricky Williams	16	392	1372	3.5	45	9
2004	Sammy Morris	13	132	523	4.0	35t	6
2005	+ Ronnie Brown	15	207	907	4.4	65t	4
2006	Ronnie Brown	13	241	1008	4.2	47	5
2007	Ronnie Brown	7	119	602	5.1	60	4
2008	Ronnie Brown	16	214	916	4.3	62t	10
2009	Ricky Williams	16	241	1121	4.7	68t	11

RECEIVING

YEAR	PLAYER	G	NO.	YDS.	AVG.	LG	TD
1966	Dave Kocourek	14	27	320	11.9	43	2
1967	+ Jack Clancy	14	67	868	13.0	44	2
1968	Karl Noonan	14	58	760	13.1	50	11
1969	Larry Seiple	13	41	577	14.1	41t	5
1970	Jim Kiick (RB)	14	42	497	11.8	47	0
1971	Paul Warfield	14	43	996	23.2	86t	11
1972	Paul Warfield	12	29	606	20.9	47	3
1973	Marlin Briscoe	14	30	447	14.9	53	2
1974	Nat Moore	13	37	605	16.4	48	2
1975	Nat Moore	14	40	705	17.6	79t	4
1976	Nat Moore	9	33	625	18.9	67t	4
1977	Nat Moore	14	52	765	14.7	73t	12
1978	Nat Moore	16	48	645	13.5	47	10
1979	Nat Moore	16	48	840	17.5	53	6
1980	Tony Nathan (RB)	16	57	588	10.3	61	5
1981	Duriel Harris	15	53	911	17.2	55	2
1982	Tom Vigorito (RB)	9	24	186	7.8	26	0
1983	Tony Nathan (RB)	16	52	461	8.9	25	1
1984	Mark Clayton	15	73	1389	19.0	65t	18
1985	Tony Nathan (RB)	16	72	651	9.0	73	1
1986	Mark Duper	16	67	1313	19.6	85t	11
1987	+ Troy Stradford (RB)	12	48	457	9.5	34	1
1988	Mark Clayton	16	86	1129	13.1	45t	14
1989	Mark Clayton	15	64	1011	15.8	78t	9
1990	Mark Duper	16	52	810	15.6	69t	5
1991	Mark Duper	16	70	1085	15.5	43t	5
	Mark Clayton	16	70	1053	15.0	43t	12
1992	Bobby Humphrey (RB)	16	54	507	9.4	26	1
1993	+ Terry Kirby (RB)	16	75	874	11.7	47	3
1994	Irving Fryar	16	73	1270	17.4	54t	7
1995	Terry Kirby (RB)	16	66	618	9.4	46	3
1996	O.J. McDuffie	16	74	918	12.4	36	8
1997	O.J. McDuffie	16	76	943	12.4	55	1
1998	# O.J. McDuffie	16	90	1050	11.7	61t	7
1999	Tony Martin	16	67	1037	15.5	69t	5
2000	Oronde Gadsden	16	56	786	14.0	61	6
2001	James McKnight	16	55	684	12.4	40	3
	Oronde Gadsden	14	55	674	12.3	61	3
2002	Chris Chambers	15	52	734	14.1	59t	3
2003	Chris Chambers	16	64	963	15.0	57t	11
2004	Randy McMichael (TE)	16	73	791	10.8	42t	4
2005	Chris Chambers	16	82	1118	13.6	77t	11
2006	Wes Welker	16	67	687	10.3	38	1
2007	Marty Booker	15	50	556	11.1	26	1
2008	Ted Ginn, Jr.	16	56	790	14.1	64	2
2009	Davone Bess	16	76	758	10.0	34t	2

PASSING (minimum 150 attempts)

YEAR	PLAYER	G	ATT.	CMP.	YDS.	PCT.	TD	INT.	RATE
1976	Bob Griese	13	272	162	2097	59.6	11	12	78.9
1966	Dick Wood	10	230	83	993	36.1	4	14	30.6
1967	+ Bob Griese	12	331	166	2005	50.2	15	18	61.6
1968	Bob Griese	13	355	186	2473	52.4	21	16	75.7
1969	Bob Griese	9	252	121	1695	48.0	10	16	56.9
1970	Bob Griese	14	245	142	2019	58.0	12	17	72.1
1971	Bob Griese	14	263	145	2089	55.1	19	9	90.9
1972	Earl Morrall	14	150	83	1360	55.3	11	7	91.0
1973	Bob Griese	13	218	116	1422	53.2	17	8	84.3
1974	Bob Griese	13	253	152	1968	60.1	16	15	80.9
1975	Bob Griese	10	191	118	1693	61.8	14	13	86.6
1976	Bob Griese	13	272	162	2097	59.6	11	12	78.9
1977	Bob Griese	14	307	180	2252	58.6	22	13	87.7
1978	Bob Griese	11	235	148	1791	63.0	11	11	82.4
1979	Bob Griese	14	310	176	2160	56.8	14	16	72.0
1980	+ David Woodley	13	327	176	1850	53.8	14	17	63.1
1981	David Woodley	15	366	191	2470	52.2	12	13	69.8
1982	David Woodley	9	179	98	1080	54.7	5	8	63.5
1983	+ Dan Marino	11	296	173	2210	58.4	20	6	96.0
1984	# Dan Marino	16	564	362	5084	64.2	48	17	108.9
1985	# Dan Marino	16	567	336	4137	59.3	30	21	84.1
1986	# Dan Marino	16	623	378	4746	60.7	44	23	92.5
1987	Dan Marino	12	444	263	3245	59.2	26	13	89.2
1988	# Dan Marino	16	606	354	4434	58.4	28	23	80.8
1989	Dan Marino	16	550	308	3997	56.0	24	22	76.9
1990	Dan Marino	16	531	306	3563	57.6	21	11	82.6
1991	Dan Marino	16	549	318	3970	57.9	25	13	85.8
1992	# Dan Marino	16	554	330	4116	59.6	24	16	85.1
1993	Scott Mitchell	13	233	133	1773	57.1	12	8	84.2
1994	Dan Marino	16	615	385	4453	62.6	30	17	89.2
1995	Dan Marino	14	482	309	3668	64.1	24	15	90.8
1996	Dan Marino	13	373	221	2795	59.2	17	9	87.8
1997	Dan Marino	16	548	319	3780	58.2	16	11	80.7
1998	Dan Marino	16	537	310	3497	57.7	23	15	80.0
1999	Dan Marino	11	369	204	2448	55.3	12	17	67.4
2000	Jay Fiedler	15	357	204	2402	57.1	14	14	74.5
2001	Jay Fiedler	16	450	273	3290	60.7	20	19	80.3
2002	Jay Fiedler	11	292	179	2024	61.3	14	9	85.2
2003	Jay Fiedler	12	314	179	2138	57.0	11	13	72.4
2004	A.J. Feeley	11	356	191	1893	53.7	11	15	61.7
2005	Gus Frerotte	16	494	257	2996	52.0	18	13	71.9
2006	Joey Harrington	11	388	223	2236	57.5	12	15	68.2
2007	Cleo Lemon	9	309	173	1773	56.0	6	6	71.0
2008	Chad Pennington	16	476	321	3653	67.4	19	7	97.4
2009	Chad Henne	14	451	274	2878	60.8	12	14	75.2

PUNT RETURNS

YEAR	PLAYER	NO.	YDS.	AVG.	LG	TD
1966	Joe Auer	5	99	19.8	56	0
1967	Abner Haynes	6	37	6.2	20	0
1968	Bob Neff	8	71	8.9	20	0
1969	+ Mercury Morris	25	172	6.9	38	0
1970	+ Jake Scott	27	290	10.7	77t	1
1971	Jake Scott	33	318	9.6	31	0
1972	Charlie Leigh	22	210	9.5	27	0
1973	Jake Scott	22	266	12.1	33	0
1974	Jake Scott	31	346	11.2	30	0
1975	+ Freddie Solomon	26	320	12.3	50t	1
1976	Freddie Solomon	13	205	15.8	79t	1
1977	Freddie Solomon	32	285	8.9	39	0
1978	+ Jimmy Cefalo	28	232	8.3	26	0
1979	+ Tony Nathan	28	306	10.9	86t	1
1980	Tony Nathan	23	178	7.7	30	0
1981	Tom Vigorito	36	379	10.5	87t	1
1982	Tom Vigorito	20	192	9.6	59t	1
1983	+ Mark Clayton	41	392	9.6	60t	1

YEAR	PLAYER	NO.	YDS.	AVG.	LG	TD
1984	Fulton Walker	21	169	8.0	33	0
1985	Tom Vigorito	22	197	9.0	21	0
1986	Craig Ellis	24	149	6.2	17	0
1987	+ Scott Schwedes	24	203	8.5	31	0
1988	Scott Schwedes	24	230	9.6	36	0
1989	Scott Schwedes	18	210	11.7	70t	1
1990	Tony Martin	26	140	5.4	35	0
1991	+ Scott Miller	28	248	8.9	32	0
1992	Scott Miller	24	175	7.3	19	0
1993	+ O.J. McDuffie	28	317	11.3	72t	2
1994	O.J. McDuffie	32	228	7.1	26	0
1995	O.J. McDuffie	24	163	6.8	24	0
1996	O.J. McDuffie	22	212	9.6	19	0
1997	Charles Jordan	26	273	10.5	38	0
1998	Terrell Buckley	29	354	12.2	35	0
1999	Nate Jacquet	28	351	12.5	45	0
2000	Jeff Ogden	19	323	17.0	81t	1
2001	Jeff Ogden	32	377	11.8	48	0
2002	Dedric Ward	16	169	10.6	34	0
2003	Sam Simmons	8	100	12.5	32	0
2004	Wes Welker	43	464	10.8	71	0
2005	Wes Welker	43	390	9.1	47	0
2006	Wes Welker	41	378	9.2	47	0
2007	+ Ted Ginn, Jr.	24	230	9.6	87t	1
2008	+ Davone Bess	21	231	11.0	27	0
2009	Davone Bess	28	209	7.5	22	0

KICKOFF RETURNS

YEAR	PLAYER	NO.	YDS.	AVG.	LG	TD
1966	Joe Auer	28	698	24.9	95t	1
1967	Bob Neff	15	351	23.4	69	0
1968	Gene Milton	18	408	22.7	74	0
1969	+ Mercury Morris	43	1136	26.4	105t	1
1970	Mercury Morris	28	812	29.0	96t	1
1971	Mercury Morris	15	423	28.2	94t	1
1972	Mercury Morris	14	334	23.9	33	0
1973	Charlie Leigh	9	251	27.9	51	0
1974	+ Nat Moore	22	587	26.7	40	0
1975	+ Freddie Solomon	17	348	20.5	31	0
1976	#+ Duriel Harris	17	559	32.9	69	0
1977	Gary Davis	14	414	29.6	73	0
1978	Duriel Harris	29	657	22.7	53	0
1979	+ Tony Nathan	45	1016	22.6	43	0
1980	Don Bessillieu	40	890	22.3	87	0
1981	+ Fulton Walker	38	932	24.5	90t	1
1982	Fulton Walker	20	433	21.7	32	0
1983	# Fulton Walker	36	962	26.7	78	0
1984	Fulton Walker	29	617	21.3	41	0
1985	+ Lorenzo Hampton	45	1020	22.7	46	0
1986	Craig Ellis	25	541	21.6	41	0
1987	Lorenzo Hampton	16	304	19.0	32	0
1988	Joe Cribbs	41	863	21.0	44	0
1989	Marc Logan	24	613	25.5	97t	1
1990	Marc Logan	20	367	18.4	35	0
1991	+ Aaron Craver	32	615	19.2	49	0
1992	Mike Williams	19	328	17.3	28	0
1993	+ O.J. McDuffie	32	755	23.6	48	0
1994	O.J. McDuffie	36	767	21.3	46	0
1995	O.J. McDuffie	23	564	24.5	47	0
1996	Irving Spikes	28	681	24.3	59	0
1997	Irving Spikes	24	565	23.5	48	0
1998	+ John Avery	43	1085	25.2	55	0
1999	Brock Marion	62	1524	24.6	93	0
2000	Autry Denson	20	495	24.8	56	0
2001	+ Chris Chambers	36	811	22.5	47	0
2002	Travis Minor	46	1071	23.3	66	0
2003	Travis Minor	34	727	21.4	49	0

YEAR	PLAYER	NO.	YDS.	AVG.	LG	TD
2004	Wes Welker	57	1313	23.0	95t	1
2005	Wes Welker	61	1379	22.6	46	0
2006	Wes Welker	48	1064	22.2	46	0
2007	+ Ted Ginn, Jr.	63	1433	22.7	52	0
2008	Ted Ginn, Jr.	32	657	20.5	41	0
2009	Ted Ginn, Jr.	52	1296	24.9	101t	2

INTERCEPTIONS

YEAR	PLAYER	NO.	YDS.	AVG.	LONG	TD
1966	Willie West	8	62	7.8	27	0
1967	Dick Westmoreland	10	127	12.7	29	1
1968	+ Dick Anderson	8	230	28.8	96t	1
1969	+ Lloyd Mumphord	5	102	20.4	51	0
1970	Dick Anderson	8	191	23.9	86	0
1971	Jake Scott	7	34	4.9	21	0
1972	Jake Scott	5	73	14.6	31	0
1973	Dick Anderson	8	163	20.4	38t	2
1974	Jake Scott	8	75	9.4	30	0
1975	Jake Scott	6	60	10.0	38	0
1976	(four players)	(two interceptions)				
1977	Curtis Johnson	4	35	8.8	19	0
1978	Tim Foley	6	12	2.0	8	0
1979	Neal Colzie	5	86	17.2	56	0
	Gerald Small	5	74	14.8	40	0
1980	Gerald Small	7	46	6.6	22	0
1981	Glenn Blackwood	4	124	31.0	39	0
1982	Don McNeal	4	42	10.5	23	1
1983	William Judson	6	60	10.0	29	0
1984	Glenn Blackwood	6	169	28.2	50	0
1985	Glenn Blackwood	6	36	6.0	17	0
1986	(four players)	(two interceptions)				
1987	Paul Lankford	3	44	14.7	44	0
	Glenn Blackwood	3	17	5.7	17	0
1988	+ Jarvis Williams	4	62	15.5	23	0
	William Judson	4	57	14.3	52	0
1989	+ Louis Oliver	4	32	8.0	23	0
1990	Louis Oliver	5	87	17.4	35	0
	Jarvis Williams	5	82	16.4	42t	1
1991	Louis Oliver	5	80	16.0	37	0
1992	Louis Oliver	5	200	40.0	103t	1
1993	J.B. Brown	5	43	8.6	29	0
1994	Troy Vincent	5	113	22.6	58t	1
1995	Troy Vincent	5	95	19.0	69t	1
1996	Terrell Buckley	6	164	27.3	91t	1
1997	Terrell Buckley	4	26	6.5	12	0
1998	Terrell Buckley	8	157	19.6	61	1
	Sam Madison	8	114	14.3	35	0
1999	Sam Madison	7	164	23.4	42	1
2000	Brian Walker	7	80	11.4	31	0
2001	Brock Marion	5	227	45.4	100t	2
2002	Patrick Surtain	6	79	13.2	40t	1
2003	Patrick Surtain	7	59	8.4	32	0
2004	Arturo Freeman	4	59	14.8	47	0
	Sammy Knight	4	32	8.0	32	0
	Patrick Surtain	4	2	0.5	2	0
2005	Lance Schulters	4	78	19.5	37	0
2006	Jason Taylor	2	71	35.5	51t	2
	Renaldo Hill	2	33	16.5	21	0
2007	Jason Allen	3	15	5.0	13	0
2008	Andre' Goodman	5	53	10.6	55	0
2009	+ Vontae Davis	4	64	16.0	26	1

SCORING*

YEAR	PLAYER	TDs	RUN	REC.	PATs	FGs	PTS.
1966	Joe Auer	9	5	4	0-0	0-0	54
	Gene Mingo	0	0	0	23-23	10-22	53

YEAR	PLAYER	TDs	RUN	REC.	PATs	FGs	PTS.
1967	Booth Lusteg	0	0	0	18-18	7-12	39
	Jack Harper	4	1	3	0-0	0-0	24
1968	Karl Noonan	11	0	11	0-0	0-0	66
	+ Jim Keyes	0	0	0	30-30	7-16	51
1969	Karl Kremser	0	0	0	26-27	13-22	65
	Jim Kiick	10	9	1	0-0	0-0	60
1970	Garo Yepremian	0	0	0	31-31	22-29	97
1971	# Garo Yepremian	0	0	0	33-33	28-40	117
	Paul Warfield	11	0	11	0-0	0-0	66
1972	Garo Yepremian	0	0	0	43-45	24-37	115
	Mercury Morris	12	12	0	0-0	0-0	72
1973	Garo Yepremian	0	0	0	38-38	25-37	113
	Paul Warfield	11	0	11	0-0	0-0	66
1974	Garo Yepremian	0	0	0	43-43	8-15	67
	Larry Csonka	9	9	0	0-0	0-0	54
1975	Garo Yepremian	0	0	0	40-46	13-16	79
	Don Nottingham	12	12	0	0-0	0-0	72
1976	Garo Yepremian	0	0	0	29-31	16-23	77
1977	Nat Moore	13	1	12	0-0	0-0	78
	Garo Yepremian	0	0	0	37-41	10-22	67
1978	Garo Yepremian	0	0	0	41-45	19-23	98
	Nat Moore	10	0	10	0-0	0-0	60
1979	+ Uwe von Schamann	0	0	0	36-40	21-29	99
	Larry Csonka	13	12	1	0-0	0-0	78
1980	Uwe von Schamann	0	0	0	32-32	14-23	74
	Nat Moore	7	0	7	0-0	0-0	42
1981	Uwe von Schamann	0	0	0	37-38	24-31	109
1982	Uwe von Schamann	0	0	0	21-22	15-20	66
	Andra Franklin	7	7	0	0-0	0-0	42
1983	Uwe von Schamann	0	0	0	45-48	18-27	99
	Mark Duper	10	0	10	0-0	0-0	60
1984	Mark Clayton	18	0	18	0-0	0-0	108
	Uwe von Schamann	0	0	0	66-70	9-19	93
1985	+ Fuad Reveiz	0	0	0	50-52	22-27	116
	+ Ron Davenport	13	11	2	0-0	0-0	78
1986	Fuad Reveiz	0	0	0	52-55	14-22	94
	Lorenzo Hampton	12	9	3	0-0	0-0	72
1987	Fuad Reveiz	0	0	0	28-30	9-11	55
	Mark Duper	8	0	8	0-0	0-0	48
1988	Mark Clayton	14	0	14	0-0	0-0	84
	Fuad Reveiz	0	0	0	31-32	8-12	55
1989	+ Pete Stoyanovich	0	0	0	38-39	19-26	95
	Mark Clayton	9	0	9	0-0	0-0	54
1990	Pete Stoyanovich	0	0	0	37-37	21-25	100
	Sammie Smith	9	8	1	0-0	0-0	54
1991	Pete Stoyanovich	0	0	0	28-29	31-37	121
	Mark Clayton	12	0	12	0-0	0-0	72
1992	# Pete Stoyanovich	0	0	0	34-36	30-37	124
1993	Pete Stoyanovich	0	0	0	37-37	24-32	109
1994	Pete Stoyanovich	0	0	0	35-35	24-31	107
	Irving Fryar	7	0	7	0-0	0-0	46
1995	Pete Stoyanovich	0	0	0	37-37	27-34	118
	Bernie Parmalee	10	9	1	0-0	0-0	80
1996	Joe Nedney	0	0	0	35-36	18-29	89
	+ Karim Abdul-Jabbar	11	11	0	0-0	0-0	66
1997	Olindo Mare	0	0	0	33-33	28-36	117
	Karim Abdul-Jabbar	16	15	1	0-0	0-0	96
1998	Olindo Mare	0	0	0	33-34	22-27	99
	Oronde Gadsden	7	0	7	0-0	0-0	42
	O.J. McDuffie	7	0	7	0-0	0-0	42
1999	Olindo Mare	0	0	0	27-27	39-46	144
	Oronde Gadsden	6	0	6	0-0	0-0	36
2000	Olindo Mare	0	0	0	33-34	28-31	117
	Lamar Smith	16	14	2	0-0	0-0	96
2001	Olindo Mare	0	0	0	39-40	19-21	96
	Lamar Smith	8	6	2	0-0	0-0	48
2002	Olindo Mare	0	0	0	42-43	24-31	114
	Ricky Williams	17	16	1	0-0	0-0	102

YEAR	PLAYER	TDs	RUN	REC.	PATs	FGs	PTS.
2003	Olindo Mare	0	0	0	33-34	22-29	99
	Chris Chambers	11	0	11	0-0	0-0	66
2004	Olindo Mare	0	0	0	18-18	12-16	54
	Chris Chambers	7	0	7	0-0	0-0	44#
2005	Olindo Mare	0	0	0	33-33	25-30	108
	Chris Chambers	11	0	11	0-0	0-0	66
2006	Olindo Mare	0	0	0	22-22	26-36	100
	Marty Booker	6	0	6	0-0	0-0	44##
2007	Jay Feely	0	0	0	26-26	21-23	89
	Ronnie Brown	5	4	1	0-0	0-0	32#
2008	+ Dan Carpenter	0	0	0	40-40	21-25	103
	Ronnie Brown	10	10	0	0-0	0-0	60
2009	Dan Carpenter	0	0	0	37-38	25-28	112
	Ricky Williams	13	11	2	0-0	0-0	80#

* In years where only one player is listed, several players were tied for second with same point total

includes two-point conversion

TACKLES

YEAR	PLAYER	G	SOLO	ASST.	TOTAL
1966	Willie West	14	95	23	118
1967	Wahoo McDaniel	14	69	49	118
1968	Frank Emanuel	14	82	37	119
1969	Nick Buoniconti	13	79	35	114
1970	Nick Buoniconti	14	96	49	145
1971	Nick Buoniconti	14	86	40	126
1972	Nick Buoniconti	14	72	74	146
1973	Nick Buoniconti	13	91	71	162
1974	Bob Matheson	14	71	32	103
1975	+ Steve Towle	12	90	74	164
1976	Steve Towle	13	131	86	217
1977	Steve Towle	16	75	63	138
1978	Rusty Chambers	16	85	66	151
1979	Rusty Chambers	16	80	98	178
1980	Bob Baumhower	16	88	47	135
1981	Earnie Rhone	16	120	51	171
1982	Earnie Rhone	9	62	20	82
1983	Bob Brudzinski	16	73	31	104
1984	Mark Brown	16	59	18	77
1985	Mark Brown	15	78	18	96
1986	+ John Offerdahl	15	109	26	135
1987	Jackie Shipp	12	63	16	79
1988	John Offerdahl	16	99	18	117
1989	Barry Krauss	16	100	19	119
1990	John Offerdahl	16	98	18	116
1991	Louis Oliver	16	73	15	88
1992	Bryan Cox	16	84	43	127
1993	Bryan Cox	16	87	35	122
1994	Bryan Cox	16	106	41	147
1995	Bryan Cox	16	104	38	142
1996	+ Zach Thomas	16	131	49	180
1997	Zach Thomas	15	107	42	149
1998	Zach Thomas	16	124	36	160
1999	Zach Thomas	16	117	50	167
2000	Brock Marion	16	85	24	109
2001	Zach Thomas	15	112	68	180
2002	Zach Thomas	16	124	71	195
2003	Zach Thomas	15	113	71	184
2004	Zach Thomas	13	95	73	168
2005	Zach Thomas	14	112	54	166
2006	Zach Thomas	16	103	62	165
2007	Channing Crowder	11	61	17	78
2008	Yeremiah Bell	16	100	20	120
2009	Yeremiah Bell	16	92	22	114

SACKS

1968: Mel Branch, 11.0; **1969:** Bill Stanfill, 8.0; **1970:** Bill Stanfill, 6.0; **1971:** Manny Fernandez, 8.0; **1972:** Vern Den Herder, 10.5; **1973:** Bill Stanfill, 18.5; **1974:** Bill Stanfill, 10.0; **1975:** Vern Den Herder,

11.0; **1976:** Don Reese and Bill Stanfill, 4.0; **1977:** +A.J. Duhe, 7.0; **1978:** Vern Den Herder, 11.0; **1979:** Vern Den Herder, 9.0; **1980:** Kim Bokamper and A.J. Duhe, 5.5; **1981:** Bob Baumhower, 9.0; **1982:** Bob Brudzinski, 4.5; **1983:** Doug Betters, 16.0; **1984:** Doug Betters, 14.0; **1985:** Mike Charles, 7.0; **1986:** Mark Brown, 5.0 (47 yards); **1987:** T.J. Turner, 4.0 (34 yards); **1988:** T.J. Turner, 5.0 (22 yards); **1989:** Jeff Cross, 10.0 (94 yards); **1990:** Jeff Cross, 11.5 (95.5 yards); **1991:** Jeff Cross 7.0 (60 yards); **1992:** Bryan Cox 14.0 (115 yards); **1993:** Jeff Cross 10.5 (62 yards); **1994:** Jeff Cross 9.5 (58.5 yards); **1995:** Bryan Cox 7.5 (46 yards); **1996:** Trace Armstrong 12.0 (81.5 yards); **1997:** Trace Armstrong 5.5 (45 yards); **1998:** Trace Armstrong 10.5 (63 yards); **1999:** Rich Owens 8.5 (61 yards); **2000:** Trace Armstrong 16.5 (96.5 yards); **2001:** Jason Taylor 8.5 (44.5 yards); **2002:** #-Jason Taylor 18.5 (162.5 yards); **2003:** Adewale Ogunleye 15.0 (71 yards); **2004:** Jason Taylor 9.5 (62.5 yards); **2005:** Jason Taylor 12.0 (80 yards); **2006:** Jason Taylor 13.5 (74 yards); **2007:** Jason Taylor 11.0 (63 yards); **2008:** Joey Porter 17.0 (96 yards); **2009:** Joey Porter 9.0 (46.5 yards).

+ Rookie # - League Leader

DOLPHINS OFFENSE YEAR-BY-YEAR

YEAR	PLAYS	FIRST DOWNS	RUSH YARDS	PASS YARDS	TOTAL YARDS	NFL RANK* T-R-P	TOTAL POINTS
1966	884	200	1410	2048	3458	22-21-19	213
1967	847	212	1323	2336	3659	17-18-17	219
1968	892	247	1704	2402	4106	12-15-11	276
1969	878	224	1513	2077	3590	23-23-21	233
1970	827	228	2082	1957	4039	11- 3-20	297
1971	804	232	2429	1983	4412	5- 1-19	315
1972	893	291	2960	2076	5036	1- 1-16	385
1973	776	215	2521	1582	4103	9- 3- 1	343
1974	884	272	2191	2084	4275	11- 4-16	327
1975	896	266	2500	2009	4509	11- 4-20	357
1976	874	267	2118	2268	4386	13-13-10	263
1977	866	267	2366	1961	4327	10- 5-16	313
1978	954	270	2366	2469	4835	13-11-15	372
1979	1006	297	2187	2763	4950	16-17-14	341
1980	1015	284	1876	2688	4564	26-17-24	266
1981	1063	306	2173	3149	5322	16-10-16	345
1982	582	165	1344	1314	2658	19- 3-27	198
1983	1033	314	2150	3045	5195	16-13-19	389
1984	1070	387	1918	5018	6936	1-16- 1	513
1985	1039	361	1729	4114	5843	6-18- 2	428
1986	1011	351	1545	4779	6324	2-25- 1	430
1987	1005	331	1662	3876	5538	4-23- 1	362
1988	963	321	1205	4516	5721	5-28- 1	319
1989	1011	311	1330	4216	5546	7-27- 3	331
1990	975	303	1535	3512	5047	14-22- 5	336
1991	970	312	1352	3889	5241	7-25- 3	343
1992	998	316	1525	3975	5500	5-24- 2	340
1993	1030	309	1459	4353	5812	2-25- 1	349
1994	1078	344	1658	4420	6078	1-13- 2	389
1995	1034	345	1506	4210	5716	8-21- 4	398
1996	1000	293	1622	3543	5165	14-19-11	339
1997	1028	311	1343	3792	5135	11-29- 2	339
1998	1028	269	1535	3395	4930	16-24-10	321
1999	1071	287	1453	3485	4938	20-22-13t	326
2000	945	251	1894	2567	4461	26-14-27	323
2001	953	263	1664	3157	4821	21-23-19	344
2002	1010	318	2502	2890	5392	15- 2-26	378
2003	968	266	1817	2792	4609	24-17-26	311
2004	1022	267	1339	3065	4404	29-31-21	275
2005	1026	274	1898	3300	5198	16-14-12	318
2006	1034	281	1673	3287	4960	20-22-13	260
2007	989	283	1569	3031	4600	28-23-24	267
2008	965	308	1897	3632	5529	12-11-10	345
2009	1088	333	2231	3170	5401	14- 4-20	360

*1966-69 are AFL-NFL combined rankings

DOLPHINS DEFENSE YEAR-BY-YEAR

YEAR	PLAYS	FIRST DOWNS	RUSH YARDS	PASS YARDS	TOTAL YARDS	NFL RANK* T-R-P	TOTAL POINTS
1966	857	237	1510	3101	4611	19- 7-22	362
1967	843	269	2145	2835	4980	22-25-17	407
1968	808	240	2172	2712	4884	23-22-20	355
1969	851	206	1489	2637	4126	10- 9-16	332
1970	808	226	1453	2551	4004	14- 7-22	228
1971	800	214	1661	2000	3661	5- 8- 6	174
1972	770	186	1548	1749	3297	1- 3- 5	171
1973	878	195	1991	1290	3281	3-12- 1	150
1974	807	208	1624	2182	3806	8- 7-16	216
1975	858	224	1768	2021	3789	6- 5- 6	222
1976	892	268	2411	2670	5081	26-22-28	264
1977	901	227	1749	2233	3982	16- 6-24	197
1978	1021	298	2261	2908	5169	23-16-26	254
1979	938	238	1702	2737	4439	4- 2-12	257
1980	1062	309	2018	3206	5224	14-15-15	305
1981	1039	296	2032	3331	5363	15-14-19	275
1982	548	147	1285	1027	2312	1-24- 1	131
1983	992	288	2037	3002	5139	7-13- 8	250
1984	1051	314	2155	3265	5420	19-22-14	298
1985	1033	314	2256	3511	5767	23-23-22	320
1986	1058	337	2493	3557	6050	26t-27-22	405
1987	1013	314	2198	3247	5445	26-25-21	335
1988	1072	359	2506	3275	5781	26-26-14	380
1989	1045	337	2153	3543	5696	24-25-18	379
1990	968	268	1831	2716	4547	7-16- 3	242
1991	1019	327	2301	3105	5406	25-27-12	349
1992	976	273	1600	2983	4583	10t- 6-14	281
1993	1061	332	1665	3485	5150	20-14-21	351
1994	1000	305	1430	3794	5224	19- 6-25	327
1995	1000	309	1675	3569	5244	16-12-19	332
1996	987	306	1536	3655	5191	18-13-22	325
1997	1004	299	1813	3551	5364	26-17-25	327
1998	944	257	1511	2924	4435	3- 6- 6	265
1999	936	252	1476	2928	4404	5- 8- 5	336
2000	995	289	1736	2900	4636	6-14- 5	226
2001	957	283	1779	2829	4608	5-17- 1	290
2002	974	285	1554	3102	4656	3- 5t- 8	301
2003	1014	283	1452	3335	4787	10- 5-19	251
2004	1009	281	2302	2592	4894	8-31- 2	354
2005	1078	319	1771	3307	5078	18-17-20	317
2006	1005	267	1618	3007	4625	4- 8- 5	283
2007	983	318	2456	3019	5475	23-32- 4	437
2008	979	296	1620	3644	5264	15-10-25	317
2009	968	297	1835	3754	5589	22-18-24	390

*1966-69 are AFL-NFL combined rankings

DOLPHINS HOLD NFL RECORD FOR CONSECUTIVE HOME WINS

The Dolphins own the NFL record for consecutive home games won. Over a four year stretch from 1971-74, they compiled 27 straight regular season wins at the Orange Bowl. The streak began in the second home game of 1971, a 41-3 decision over New England on October 17, and ended in the 1975 season-opener, a 31-21 loss to Oakland on September 22. The most recent team to threaten this mark was the Green Bay Packers, who won 25 consecutive regular season contests at Lambeau Field between 1995-98 before dropping a 37-24 decision to Minnesota on October 5, 1998.

DOLPHINS IN OVERTIME

LOCATION	W	L	T	WON TOSS	LOST TOSS
HOME*	9	9	1	10	9
ROAD*	5	11	0	7	9
TOTALS	14	20	1	17	18

* Home record includes 1-1 mark in playoffs; Road record includes 1-0 mark in playoffs
When they have won the toss, the Dolphins are 9-8 (6-4 home, 3-4 road).
When they have lost the toss, the Dolphins are 5-12-1 (3-5-1 home, 2-7 road).

***Dec. 25, 1971 – at Miami 27, at Kansas City 24 (2 OT):** Chiefs win toss. Jan Stenerud has 42-yard FG attempt blocked by Nick Buoniconti of Dolphins. Teams trade punts. Garo Yepremian misses FG try from 52 yards. K.C. QB Len Dawson is intercepted by Jake Scott and teams trade punts. Yepremian kicks a 37-yard FG at 7:40 of the second overtime.

Dec. 14, 1975 – at Baltimore 10, Miami 7: Dolphins win toss. Miami is forced to punt. Colts drive from their own 4 to the Miami 14. Toni Linhart kicks 31-yard FG at 12:44.

Oct. 17, 1976 – Kansas City 20, at Miami 17: Chiefs win toss. Kansas City punts and Miami drives to 20-yard line of Chiefs. Norm Bulaich fumbles into end zone and K.C. recovers for touchback. Chiefs drive to Miami 17 and Jan Stenerud kicks 34-yard FG at 14:48.

Nov. 18, 1979 – at Cleveland 30, Miami 24: Browns win toss. Brian Sipe throws 39-yard TD pass to Reggie Rucker at 1:59.

Nov. 20, 1980 – San Diego 27, at Miami 24: Chargers win toss. San Diego is forced to punt, but Woodrow Lowe intercepts David Woodley at the Miami 40 and returns it to the 12 of the Dolphins. Rolf Benirschke kicks 28-yard FG for Chargers at 7:14.

Dec. 8, 1980 – at Miami 16, New England 13: Dolphins win toss. Miami drives from its own 13 to the 5 of New England with the big play being a 54-yard pass to Duriel Harris from David Woodley. Uwe von Schamann kicks 23-yard FG at 3:20.

Oct. 4, 1981 – at Miami 28, N.Y. Jets 28 (tie): Jets win toss. Teams trade punts twice. Pat Leahy of Jets misses 48-yard FG attempt near end of OT period.

Nov. 8, 1981 – Miami 30, at New England 27: Dolphins win toss. Miami punts, but Bob Brudzinski intercepts Steve Grogan at New England 45 and returns it to 26 of the Pats. Thirteen yards is tacked on for unnecessary roughness on tackle of Brudzinski, before Uwe von Schamann kicks 30-yard FG at 7:09.

***Jan. 2, 1981 – San Diego 41, at Miami 38:** Chargers win toss. Rolf Benirschke misses 27-yard FG for San Diego and Uwe von Schamann of Miami has 34-yard FG blocked by Leroy Jones of Chargers. Benirschke kicks 29-yard FG at 13:52.

Oct. 9, 1983 – Buffalo 38, at Miami 35: Dolphins win toss. Uwe von Schamann misses FGs of 52 and 43 yards for Miami. Joe Danelo kicks 36-yard FG at 13:58.

Nov. 18, 1984 – at San Diego 34, Miami 28: Chargers win toss. Buford McGee runs for 25-yard TD at 3:17.

Sept. 21, 1986 – at N.Y. Jets 51, Miami 45: Jets win toss. Ken O'Brien throws a 43-yard TD pass to Wesley Walker at 2:35.

Dec. 14, 1986 – Miami 37, at L.A. Rams 31: Dolphins win toss. Dan Marino throws a 20-yard TD pass to Mark Duper at 3:04.

Oct. 18, 1987 – at N.Y. Jets 37, Miami 31: Jets win toss. Both teams exchange punts, then interceptions before Jets take over on another Dolphin interception. Pat Ryan passes eight yards to Eddie Hunter at 14:26.

Oct. 25, 1987 – Buffalo 34, at Miami 31: Bills win toss. Scott Norwood kicks 27-yard FG at 4:12.

Oct. 8, 1989 – at Miami 13, Cleveland 10: Browns win toss. Cleveland drives to Miami 26-yard line, but Matt Bahr misses 44-yard FG. Miami drives 55 yards and Pete Stoyanovich kicks 35-yard FG at 6:28.

Dec. 9, 1990 – at Miami 23, Philadelphia 20: Eagles win toss. Both teams exchange punts, then Eagles' Jeff Feagles boots 23-yard punt. Miami drives 35 yards and Pete Stoyanovich kicks 39-yard FG at 12:32.

Nov. 24, 1991 – Miami 16, at Chicago 13: Dolphins win toss. Pete Stoyanovich kicks 27-yard FG at 4:11.

Dec. 22, 1991 – N.Y. Jets 23, at Miami 20: Dolphins win toss. Miami is forced to punt. Raul Allegre kicks 30-yard FG at 6:15.

Dec. 27, 1992 – Miami 16, at New England 13: Patriots win toss. New England is forced to punt. Pete Stoyanovich kicks 35-yard FG at 6:43.

Jan. 2, 1994 – at New England 33, Miami 27: Dolphins win toss. Miami is forced to punt. Dolphins intercept pass but are forced to punt. Drew Bledsoe passes 36 yards to Michael Timpson for touchdown at 10:14.

Oct. 16, 1994 – at Miami 20, L.A. Raiders 17: Dolphins win toss. Pete Stoyanovich kicks 29-yard FG at 5:46.

Nov. 20, 1994 – at Pittsburgh 16, Miami 13: Steelers win toss. Pittsburgh stopped on fourth down. Dolphins forced to punt. Gary Anderson kicks 39-yard FG at 10:19.

Oct. 8, 1995 – Indianapolis 27, at Miami 24: Colts win toss. Cary Blanchard kicks 27-yard FG at 4:58.

Sept. 7, 1997 – at Miami 16, Tennessee 13: Dolphins win toss. Olindo Mare kicks 29-yard FG at 12:45.

Oct. 27, 1997 – Chicago 36, at Miami 33: Dolphins win toss. Both teams exchange punts, then Dan Marino is sacked and fumbles on Dolphins 17-yard line. Jeff Jaeger kicks 35-yard FG at 5:35.

Oct. 25, 1998 – at Miami 12, New England 9: Dolphins win toss. Olindo Mare kicks 43-yard FG at 10:24.

Oct. 23, 2000 – at N.Y. Jets 40, Miami 37: Dolphins win toss. Marcus Coleman intercepts Jay Fiedler pass then fumbles and Oronde Gadsden recovers. Coleman intercepts Fiedler again. John Hall kicks 40-yard field goal at 8:13.

***Dec. 30, 2000 – at Miami 23, Indianapolis 17:** Dolphins win toss. Miami forced to punt. Mike Vanderjagt misses 49-yard field goal wide right. Lamar Smith scores on 17-yard touchdown run at 3:34.

Dec. 29, 2002 – at New England 27, Miami 24: Patriots win toss. Adam Vinatieri kicks 35-yard FG at 12:57.

Oct. 19, 2003 – New England 19, at Miami 13: Dolphins win toss. Olindo Mare misses 35-yard FG. Patriots forced to punt. Tyrone Poole intercepts a Jay Fiedler pass on Patriots 18. Tom Brady connects with Troy Brown for an 82-yard TD pass on the following play at 9:15.

Nov. 16, 2003 – at Miami 9, Baltimore 6: Dolphins win toss. Miami forced to punt. Four plays afterward, Zach Thomas recovers a Jamal Lewis fumble at the Ravens 33, leading to an Olindo Mare 43-yard FG at 6:12.

Sept. 9, 2007 – at Washington 16, Miami 13: Redskins win toss. Shaun Suisham kicks 39-yard FG at 9:24.

Dec. 16, 2007 – at Miami 22, Baltimore 16: Ravens win toss. Matt Stover misses 44-yard FG wide left. Three plays later, Cleo Lemon connects with Greg Camarillo for a 64-yard touchdown at 8:14.

Dec. 20, 2009 – at Tennessee 27, Miami 24: Dolphins win toss. Chad Henne throws interception. Rob Bironas kicks 46-yard FG at 11:24.

*Playoff Game

LARGEST COMEBACKS

DOLPHINS

	MARGIN	SCORE/ QUARTER	FINAL SCORE	DATE	OPPONENT
1.	24 points	0-24 (2nd)	34-27	12/15/74	NEW ENGLAND
2.	21 points	0-21 (2nd)	24-23	12/4/05	BUFFALO
2.	18 points	3-21 (2nd)	24-21	1/4/86	CLEVELAND*
3.	18 points	3-21 (2nd)	24-21	11/14/71	PITTSBURGH
4.	17 points	0-17 (3rd)	21-17	11/10/68	at Buffalo
	17 points	3-20 (2nd)	31-23	11/12/89	at N.Y. Jets
	17 points	7-24 (3rd)	28-24	11/27/94	at N.Y. Jets
	17 points	0-17 (2nd)	28-20	10/29/00	GREEN BAY

NOTE: Miami's largest fourth-quarter comeback was from a 16-point deficit (0-16 to 21-16) against New Orleans on September 28, 1980.

OPPONENTS

	MARGIN	SCORE/ QUARTER	FINAL SCORE	DATE	OPPONENT
1.	23 points	7-30 (4th)	40-37 (OT)	10/23/00	at N.Y. Jets
2.	21 points	0-21 (2nd)	34-31 (OT)	10/25/87	BUFFALO
	21 points	3-24 (3rd)	27-24 (OT)	10/8/95	INDIANAPOLIS
	21 points	3-24 (2nd)	46-34	10/25/09	NEW ORLEANS
4.	18 points	10-28 (2nd)	45-28	10/9/77	at Baltimore
5.	17 points	0-17 (3rd)	21-17	10/14/01	at N.Y. Jets
6.	15 points	6-21 (3rd)	22-21	1/9/95	at San Diego*
	15 points	18-33 (4th)	36-33 (OT)	10/27/97	CHICAGO
8.	14 points	0-14 (3rd)	21-24	10/27/68	at Denver
	14 points	0-14 (3rd)	31-28	10/3/76	L.A. RAMS
	14 points	14-28 (4th)	34-28 (OT)	11/18/84	at San Diego
	14 points	7-21 (2nd)	28-21	9/13/87	NEW ENGLAND
	14 points	0-14 (1st)	40-21	11/15/87	at Indianapolis
	14 points	0-14 (2nd)	34-14	11/26/89	PITTSBURGH
	14 points	0-14 (1st)	35-31	9/1/91	at Buffalo
	14 points	7-21 (2nd)	27-24 (OT)	12/29/02	at New England

* Playoff Game

DOLPHINS' TEN LARGEST MARGINS

... OF VICTORY

	MARGIN	SCORE	DATE	OPPONENT
1.	52 points	52-0	11/12/72	NEW ENGLAND
2.	44 points	44-0	11/11/73	BALTIMORE
3.	43 points	43-0	10/19/75	at N.Y. Jets
4.	42 points	42-0	9/10/78	at Baltimore
	42 points	45-3	11/24/86	N.Y. JETS
	42 points	42-0	10/11/87	KANSAS CITY
7.	41 points	55-14	11/24/77	at St. Louis
8.	38 points	45-7	12/20/70	BUFFALO
	38 points	41-3	10/17/71	NEW ENGLAND
	38 points	52-14	9/3/95	N.Y. JETS

... OF DEFEAT

	MARGIN	SCORE	DATE	OPPONENT
1.	55 points	62-7	1/15/00	at Jacksonville*
2.	45 points	48-3	9/28/68	KANSAS CITY
3.	41 points	41-0	10/8/67	at Kansas City
	41 points	41-0	12/14/97	at Indianapolis
5.	35 points	35-0	11/1/70	at Baltimore
	35 points	42-7	10/13/91	at Kansas City
	35 points	38-3	1/9/99	at Denver*
8.	34 points	58-24	9/18/66	at Buffalo
	34 points	44-10	10/2/66	at San Diego
	34 points	34-0	10/12/80	at New England

* Playoff Game

DOLPHINS HOME AND AWAY

YEAR	HOME	PCT.	ROAD	PCT.	OVERALL	PCT.
1966	2-5	.286	1-6	.143	3-11	.214
1967	4-3	.571	0-7	.000	4-10	.286
1968	1-5-1	.214	4-3	.571	5-8-1	.393
1969	2-3-1	.417	1-7*	.125	3-10-1	.250
1970	6-1	.857	4-3	.571	10-4	.714
1971	6-1	.857	4-2-1	.643	10-3-1	.750
1972	7-0	1.000	7-0	1.000	14-0	1.000
1973	7-0	1.000	5-2	.714	12-2	.857
1974	7-0	1.000	4-3	.571	11-3	.786
1975	5-2	.714	5-2	.714	10-4	.714
1976	3-4	.429	3-4	.429	6-8	.429
1977	6-1	.857	4-3	.571	10-4	.714
1978	7-1	.875	4-4	.500	11-5	.688
1979	6-2	.750	4-4	.500	10-6	.625
1980	5-3	.625	3-5	.375	8-8	.500
1981	6-1-1	.813	5-3	.625	11-4-1	.719
1982	4-0	1.000	3-2	.600	7-2	.778
1983	7-1	.875	5-3	.625	12-4	.750
1984	7-1	.875	7-1	.875	14-2	.875
1985	8-0	1.000	4-4	.500	12-4	.750
1986	4-4	.500	4-4	.500	8-8	.500
1987	4-3	.571	4-4	.500	8-7	.533
1988	4-4	.500	2-6	.250	6-10	.375
1989	4-4	.500	4-4	.500	8-8	.500
1990	7-1	.875	5-3	.625	12-4	.750
1991	5-3	.625	3-5	.375	8-8	.500
1992	6-2	.750	5-3	.625	11-5	.688
1993	4-4	.500	5-3	.625	9-7	.563
1994	6-2	.750	4-4	.500	10-6	.625
1995	5-3	.625	4-4	.500	9-7	.563
1996	4-4	.500	4-4	.500	8-8	.500
1997	6-2	.750	3-5	.375	9-7	.563

YEAR	HOME	PCT.	ROAD	PCT.	OVERALL	PCT.
1998	7-1	.875	3-5	.375	10-6	.625
1999	5-3	.625	4-4	.500	9-7	.563
2000	5-3	.625	6-2	.750	11-5	.688
2001	7-1	.875	4-4	.500	11-5	.688
2002	7-1	.875	2-6	.250	9-7	.563
2003	4-4	.500	6-2	.750	10-6	.625
2004	3-5	.375	1-7	.125	4-12	.250
2005	5-3	.625	4-4	.500	9-7	.563
2006	4-4	.500	2-6	.250	6-10	.375
2007	1-7#	.125	0-8	.000	1-15	.063
2008	5-3	.625	6-2	.750	11-5	.688
2009	4-4	.500	3-5	.375	7-9	.438
TOTALS	222-109-3	.673	165-172-1	.491	387-281-2	.581

*Includes 38-23 loss to Boston at Tampa #Includes 13-10 loss to N.Y. Giants at London, England

DOLPHINS MONTH-BY-MONTH

(Regular Season)

YEAR	SEPTEMBER	OCTOBER	NOVEMBER	DECEMBER	JANUARY	RECORD
1966	0-3	2-2	0-4	1-2	0-0	3-11
1967	1-1	0-4	1-3	2-2	0-0	4-10
1968	0-3	2-1-1	2-2	1-2	0-0	5-8-1
1969	0-3	1-2-1	1-4	1-1	0-0	3-10-1
1970	1-1	3-1	3-2	3-0	0-0	10-4
1971	1-0-1	4-1	4-0	1-2	0-0	10-3-1
1972	2-0	5-0	4-0	3-0	0-0	14-0
1973	2-1	4-0	4-0	2-1	0-0	12-2
1974	2-1	3-1	3-1	3-0	0-0	11-3
1975	1-1	4-0	2-2	3-1	0-0	10-4
1976	2-1	2-3	1-3	1-1	0-0	6-8
1977	2-0	3-2	3-1	2-1	0-0	10-4
1978	2-2	4-1	2-2	3-0	0-0	11-5
1979	4-1	2-2	3-2	1-1	0-0	10-6
1980	3-1	1-3	2-3	2-1	0-0	8-8
1981	4-0	1-2-1	2-2	4-0	0-0	11-4-1
1982	2-0	0-0	1-1	3-1	1-0	7-2
1983	3-1	3-2	3-1	3-0	0-0	12-4
1984	5-0	4-0	3-1	2-1	0-0	14-2
1985	3-1	2-2	3-1	4-0	0-0	12-4
1986	1-3	2-2	3-2	2-1	0-0	8-8
1987	1-1	1-3	3-2	3-1	0-0	8-7
1988	1-3	4-1	0-4	1-2	0-0	6-10
1989	1-2	3-2	3-1	1-3	0-0	8-8
1990	3-1	3-0	3-1	3-2	0-0	12-4
1991	2-3	1-2	3-1	2-2	0-0	8-8
1992	3-0	3-1	2-3	3-1	0-0	11-5
1993	2-1	4-0	3-1	0-4	0-1	9-7
1994	3-1	3-1	2-2	2-2	0-0	10-6
1995	3-0	2-3	1-3	3-1	0-0	9-7
1996	3-1	1-3	2-2	2-2	0-0	8-8
1997	2-2*	3-1	3-2	1-2	0-0	9-7
1998	3-0	2-2	3-2	2-2	0-0	10-6
1999	2-0	4-1	2-2	1-3	0-1	9-7
2000	3-1	3-1	3-1	2-2	0-0	11-5
2001	2-1	2-1	3-1	3-2	1-0	11-5
2002	3-1	2-1	2-2	2-3	0-0	9-7
2003	2-1	3-1	3-2	2-2	0-0	10-6
2004	0-3	1-3	1-3	2-2	0-1	4-12
2005	2-1	1-3	1-3	4-0	1-0	9-7
2006	1-2	0-4	4-0	1-4	0-0	6-10
2007	0-4	0-4	0-3	1-4	0-0	1-15
2008	1-2	2-2	4-1	4-0	0-0	11-5
2009	0-3	2-1	3-2	2-2	0-1	7-9
TOTALS	84-58-1	102-72-3	104-81	94-66	3-4	387-281-4

* Includes August 31, 1997, 16-10 win over Indianapolis.

PRIME TIME DOLPHINS

YEAR	DATE	OPPONENT	SCORE		NETWORK	ATTENDANCE
1970	Mon., Nov. 30	at Atlanta	20-7	W	ABC	53,303
1971	Mon., Nov. 29	CHICAGO	34-3	W	ABC	73,071
1972	Mon., Nov. 27	ST. LOUIS	31-10	W	ABC	78,190
1973	Mon., Oct. 15	at Cleveland	17-9	W	ABC	72,070
1973	Mon., Dec. 3	PITTSBURGH	30-26	W	ABC	68,901
1974	Mon., Oct. 7	N.Y. JETS	21-17	W	ABC	61,527
1974	Mon., Dec. 2	CINCINNATI	24-3	W	ABC	71,962
1975	Mon., Sept. 22	OAKLAND	21-31	L	ABC	78,744
1975	Mon., Dec. 1	NEW ENGLAND	20-7	W	ABC	61,963
1976	Mon., Sept. 13	at Buffalo	30-21	W	ABC	77,683
1976	Mon., Nov. 22	BALTIMORE	16-17	L	ABC	62,104
1977	Mon., Dec. 5	BALTIMORE	17-6	W	ABC	68,977
1978	Mon., Oct. 9	CINCINNATI	21-0	W	ABC	54,729
1978	Mon., Nov. 20	at Houston	30-35	L	ABC	50,290
1978	Mon., Dec. 18	NEW ENGLAND	23-3	W	ABC	72,071
1979	Mon., Oct. 8	at Oakland	3-13	L	ABC	52,419
1979	Mon., Nov. 5	HOUSTON	6-9	L	ABC	70,273
1979	Thur., Nov. 29	NEW ENGLAND	39-24	W	ABC	69,174
1980	Mon., Oct. 27	at N.Y. Jets	14-17	L	ABC	53,046
1980	Thur., Nov. 20	SAN DIEGO	24-27	L (OT)	ABC	63,013
1980	Mon., Dec. 8	NEW ENGLAND	16-13	W (OT)	ABC	63,292
1981	Thur., Sept. 10	PITTSBURGH	30-10	W	ABC	74,190
1981	Mon., Oct. 12	at Buffalo	21-31	L	ABC	78,576
1981	Mon., Nov. 30	PHILADELPHIA	13-10	W	ABC	67,797
1982	Mon., Nov. 29	at Tampa Bay	17-23	L	ABC	54,854
1982	Mon., Dec. 27	BUFFALO	27-10	W	ABC	73,924
1983	Mon., Sept. 19	at L.A. Raiders	14-27	L	ABC	57,796
1983	Mon., Nov. 28	CINCINNATI	38-14	W	ABC	74,506
1983	Fri., Dec. 16	N.Y. JETS	34-14	W	ABC	59,975
1984	Mon., Sept. 17	at Buffalo	21-17	W	ABC	65,455
1984	Mon., Nov. 26	N.Y. JETS	28-17	W	ABC	74,884
1984	Mon., Dec. 17	DALLAS	28-21	W	ABC	74,139
1985	Mon., Oct. 14	at N.Y. Jets	7-23	L	ABC	73,807
1985	Mon., Dec. 2	CHICAGO	38-24	W	ABC	75,594
1985	Mon., Dec. 16	NEW ENGLAND	30-27	W	ABC	69,489
1986	Mon., Nov. 10	at Cleveland	16-26	L	ABC	77,949
1986	Mon., Nov. 24	N.Y. JETS	45-3	W	ABC	70,206
1986	Mon., Dec. 22	NEW ENGLAND	27-34	L	ABC	74,516
1987	Sun., Nov. 22	at Dallas	20-14	W	ESPN	56,519
1987	Mon., Dec. 7	N.Y. JETS	37-28	W	ABC	62,592
1987	Sun., Dec. 20	WASHINGTON	23-21	W	ESPN	65,715
1987	Mon., Dec. 28	NEW ENGLAND	10-24	L	ABC	61,192
1988	Mon., Nov. 14	BUFFALO	6-31	L	ABC	67,091
1988	Sun., Nov. 20	NEW ENGLAND	3-6	L	ESPN	53,526
1988	Mon., Dec. 12	CLEVELAND	38-31	W	ABC	61,884
1989	Sun., Dec. 10	NEW ENGLAND	31-10	W	ESPN	55,918
1990	Thur., Oct. 18	NEW ENGLAND	17-10	W	TNT	62,630
1990	Mon., Nov. 19	L.A. RAIDERS	10-13	L	ABC	70,553
1990	Sun., Dec. 9	PHILADELPHIA	23-20	W (OT)	ESPN	67,034
1991	Sun., Nov. 10	NEW ENGLAND	30-20	W	ESPN	56,065
1991	Mon., Nov. 18	BUFFALO	27-41	L	ABC	71,062
1991	Mon., Dec. 9	CINCINNATI	37-13	W	ABC	60,616
1992	Mon., Sept 14	at Cleveland	27-23	W	ABC	74,765
1992	Mon., Nov. 16	BUFFALO	20-26	L	ABC	70,629
1992	Mon., Dec. 14	L.A. RAIDERS	20-7	W	ABC	67,098
1992	Sun., Dec. 20	N.Y. JETS	19-17	W	ESPN	68,275
1993	Mon., Oct. 4	WASHINGTON	17-10	W	ABC	68,568
1993	Sun., Oct. 24	INDIANAPOLIS	41-27	W	TNT	57,301
1993	Mon., Dec 13	PITTSBURGH	20-21	L	ABC	70,232
1993	Mon., Dec. 27	at San Diego	20-45	L	ABC	60,311
1994	Sun., Oct 2	at Cincinnati	23-7	W	TNT	55,056
1994	Sun., Dec. 4	BUFFALO	31-42	L	ESPN	69,358
1994	Mon., Dec. 12	KANSAS CITY	45-28	W	ABC	71,578
1994	Sun., Dec. 25	DETROIT	27-20	W	ESPN	70,980
1995	Mon., Sept. 18	PITTSBURGH	23-10	W	ABC	72,874

YEAR	DATE	OPPONENT	SCORE		NETWORK	ATTENDANCE
1995	Sun., Nov. 5	at San Diego	24-14	W	ESPN	61,996
1995	Mon., Nov. 20	SAN FRANCISCO	20-44	L	ABC	73,080
1995	Mon., Dec. 11	KANSAS CITY	13-6	W	ABC	70,321
1996	Sun., Sept. 8	at Arizona	38-10	W	TNT	55,444
1996	Mon., Sept. 23	at Indianapolis	6-10	L	ABC	60,891
1996	Mon., Nov. 25	PITTSBURGH	17-24	L	ABC	73,489
1996	Mon., Dec. 16	BUFFALO	16-14	W	ABC	67,016
1997	Sun., Sept. 21	at Tampa Bay	21-31	L	TNT	73,314
1997	Mon., Oct. 27	CHICAGO*	33-36	L (OT)	ABC	73,156
1997	Mon., Nov. 17	BUFFALO	30-13	W	ABC	74,155
1997	Sun., Dec. 7	DETROIT	33-30	W	ESPN	72,266
1997	Mon., Dec. 22	NEW ENGLAND	12-14	L	ABC	74,379
1998	Mon., Oct. 12	at Jacksonville	21-28	L	ABC	74,051
1998	Mon., Nov. 23	at New England	23-26	L	ABC	58,729
1998	Sun., Dec. 13	N.Y. JETS	16-21	L	ESPN	74,369
1998	Mon., Dec. 21	DENVER	31-21	W	ABC	74,363
1999	Mon., Sept. 13	at Denver	38-21	W	ABC	75,623
1999	Mon., Oct. 4	BUFFALO	18-23	L	ABC	74,073
1999	Sun., Nov. 7	TENNESSEE	17-0	W	ESPN	74,109
1999	Mon., Dec. 27	N.Y. JETS	31-38	L	ABC	74,230
2000	Sun., Sept. 17	BALTIMORE	19-6	W	ESPN	73,464
2000	Mon., Oct. 23	at N.Y. Jets	37-40	L (OT)	ABC	78,389
2001	Sun., Sept. 9	at Tennessee	31-23	W	ESPN	68,798
2001	Mon., Dec. 10	INDIANAPOLIS	41-6	W	ABC	73,858
2002	Sun., Oct. 13	at Denver	24-22	W	ESPN	75,941
2002	Mon., Nov. 4	at Green Bay	10-24	L	ABC	63,284
2002	Sun., Nov. 10	at N.Y. Jets	10-13	L	ESPN	78,920
2002	Mon., Dec. 9	CHICAGO	27-9	W	ABC	73,609
2003	Sun., Sept. 21	BUFFALO	17-7	W	ESPN	73,458
2003	Mon., Oct. 27	at San Diego*	26-10	W	ABC	73,014
2003	Sun., Nov. 23	WASHINGTON	24-23	W	ESPN	73,578
2003	Mon., Dec. 15	PHILADELPHIA	27-34	L	ABC	73,780
2004	Sun., Sept. 19	at Cincinnati	13-16	L	ESPN	65,705
2004	Sun., Sept. 26	PITTSBURGH®	3-13	L	CBS	72,225
2004	Mon., Nov. 1	at N.Y. Jets	14-41	L	ABC	78,216
2004	Mon., Dec. 20	NEW ENGLAND	29-28	W	ABC	73,629
2004	Sun., Dec. 26	CLEVELAND	10-7	W	ESPN	73,169
2005	Fri., Oct. 21	KANSAS CITY% at Pittsburgh	20-30 17-28	L L	CBS NBC	68,350 64,927
2006	Mon., Dec. 25	N.Y. JETS	10-13	L	ESPN	73,500
2007	Mon., Nov. 26	at Pittsburgh	0-3	L	ESPN	57,704
2009	Mon., Sept. 21	INDIANAPOLIS	23-27	L	ESPN	66,227
2009	Mon., Oct. 12	N.Y. JETS	31-27	W	ESPN	69,767
2009	Thur., Nov. 19	at Carolina	24-17	W	NFLN	73,475

TOTALS: 40-35 Monday Night (33-19 home, 7-16 road); 24-9 Other (17-5 home, 7-4 road)

* Game originally scheduled for Sun., Oct. 26 postponed to Mon., Oct. 27 due to Game 7 of World Series

Game played at Sun Devil Stadium in Tempe, Ariz. due to California wildfires

@ Game originally scheduled to start at 1:00 p.m. but moved back to 8:30 p.m. because of Hurricane Jeanne.

% Game originally scheduled for Sunday, October 23 at 1:00 p.m. but moved up to Friday, October 21 at 7:00 p.m. because of the impending arrival of Hurricane Wilma.

STARTING THEM BIG AND EARLY

The Dolphins and Cleveland Browns are the only teams in the NFL to have two offensive linemen start all 16 games in their rookie seasons over the last three years. For the Dolphins, Samson Satele started all 16 games at center in 2007 and Jake Long followed the achievement in 2008. For the Browns, it was Joe Thomas at left tackle in 2007 and Alex Mack at center in 2009.

DOLPHINS' 10 LARGEST CROWDS

1966-96 = actual attendance

1997-2009 = paid attendance

HOME (Dolphin Stadium, 1987-08)

ATTENDANCE	DATE	OPPONENT	RESULT	
1. 75,283	10/27/96	Dallas	10-29	L
2. 74,379	12/22/97	New England	12-14	L
3. 74,369	12/13/98	N.Y. Jets	16-21	L
4. 74,363	12/21/98	Denver	31-21	W
5. 74,320	11/19/00	N.Y. Jets	3-20	L
6. 74,307	12/10/00	Tampa Bay	13-16	L
7. 74,295	11/21/99	New England	27-17	W
8. 74,259	11/18/01	N.Y. Jets	0-24	L
9. 74,240	1/4/09	#Baltimore	9-27	L
10. 74,230	12/27/99	N.Y. Jets	31-38	L

HOME (Orange Bowl, 1966-86)

ATTENDANCE	DATE	OPPONENT	RESULT	
1. 78,939	1/2/72	#Baltimore	21-0	W
2. 78,914	11/19/72	N.Y. Jets	28-24	W
3. 78,744	9/22/75	Oakland	21-31	L
4. 78,196	12/24/72	#Cleveland	20-14	W
5. 77,596	10/15/72	San Diego	24-10	W
6. 76,801	11/27/72	St. Louis	31-10	W
7. 76,696	12/16/72	Baltimore	16-0	W
8. 76,029	1/6/85	#Pittsburgh	45-28	W
9. 75,770	12/23/73	#Cincinnati	34-16	W
10. 75,594	12/2/85	Chicago	38-24	W

ROAD

ATTENDANCE	DATE	OPPONENT	RESULT	
1. 103,667	1/30/83	*Washington (at Pasadena)	17-27	L
2. 90,163	9/9/07	Washington	13-16 (OT)	L
3. 85,462	1/14/73	*Washington (at L.A.)	14-7	W
4. 84,059	1/20/85	*San Francisco (at Stanford)	16-38	L
5. 80,591	1/16/72	*Dallas (at New Orleans)	3-24	L
6. 80,374	11/18/79	Cleveland	24-30	L
7. 80,368	10/4/92	Buffalo	37-10	W
8. 80,252	9/1/91	Buffalo	31-35	L
9. 80,235	12/23/90	Buffalo	14-24	L
10. 80,208	10/29/89	Buffalo	17-31	L

Playoff Game *Super Bowl

81,176 saw the Dolphins and Giants play on October 28, 2007 at London's Wembley Stadium, which was designated as a Dolphins home game

ATTENDANCE

7 home, 7 away from 1966-1977; 8 home, 8 away from 1979-1981, 1983-86, 1988-07; 4 home, 5 away in 1982; 7 home, 8 away in 1987

TICKETS DISTRIBUTED, REGULAR SEASON

YEAR	HOME TOTAL	HOME AVERAGE	ROAD TOTAL	ROAD AVERAGE	TICKETS DIST.
1966	183,934	26,276	243,276	34,754	427,210
1967	202,874	28,982	256,029	36,576	458,903
1968	216,734	30,962	252,271	36,039	469,005
1969	242,815	34,687	280,957	40,137	523,772
1970	440,141	62,877	348,918	49,845	789,059

YEAR	HOME TOTAL	HOME AVERAGE	ROAD TOTAL	ROAD AVERAGE	TICKETS DIST.
1971	482,879	68,982	413,194	59,028	896,073
1972	557,881	79,697	421,503	60,215	979,384
1973	551,270	78,753	474,477	67,782	1,025,747
1974	537,418	76,774	409,643	58,520	947,061
1975	487,758	69,680	424,325	60,618	912,083
1976	400,109	57,158	431,595	61,656	831,704
1977	370,282	52,898	405,979	57,997	776,261
1978	488,068	61,009	434,188	54,274	922,256
1979	498,080	62,260	498,262	62,283	996,342
1980	423,500	52,938	463,890	57,986	887,390
1981	515,103	64,388	468,204	58,526	983,307
1982	247,173	61,975	235,044	47,008	482,217
1983	527,358	65,920	490,497	61,312	1,017,855
1984	542,722	67,840	488,166	61,021	1,030,888
1985	560,447	70,055	514,831	64,354	1,075,278
1986	538,683	67,335	556,232	69,529	1,094,915
1987	476,610	68,087	451,943	56,493	928,553
1988	535,851	66,981	533,744	66,178	1,069,595
1989	492,455	61,557	504,448	63,056	996,903
1990	532,931	66,616	528,665	66,083	1,057,287
1991	507,935	63,492	527,132	65,892	1,035,067
1992	543,995	67,999	539,319	67,415	1,083,314
1993	570,676	71,335	540,515	67,564	1,111,191
1994	593,480	74,185	517,482	64,685	1,110,962
1995	601,954	75,244	528,517	65,940	1,130,471
1996	600,849	75,106	514,408	64,301	1,115,257

ACTUAL, REGULAR SEASON

YEAR	HOME TOTAL	HOME AVERAGE	ROAD TOTAL	ROAD AVERAGE	ALL ACTUAL
1966	177,349	25,336	237,423	33,918	414,772
1967	189,815	27,116	238,289	34,041	428,104
1968	208,987	29,856	237,849	33,978	446,836
1969	226,348	32,335	264,191	37,742	490,539
1970	413,422	59,060	334,422	47,774	747,844
1971	464,658	66,380	403,174	57,596	867,832
1972	544,162	77,737	414,056	59,151	880,058
1973	442,482	63,212	437,554	62,508	880,036
1974	457,768	65,395	397,324	56,761	855,092
1975	453,353	64,765	401,731	57,390	855,084
1976	358,817	51,260	418,727	59,818	777,544
1977	339,698	48,528	383,253	54,750	722,951
1978	465,251	58,156	421,856	52,732	887,107
1979	455,137	56,892	475,116	59,390	930,253
1980	384,829	48,104	439,024	54,878	823,853
1981	489,292	61,161	459,962	57,495	949,254
1982	239,346	59,837	205,948	43,390	445,294
1983	487,939	60,992	451,995	56,499	939,934
1984	524,874	65,609	471,050	58,883	995,924
1985	542,228	67,812	491,990	61,499	1,034,218
1986	467,288	58,411	529,603	66,200	996,891
1987	394,672	56,382	392,118	49,015	786,790
1988	469,276	58,660	470,243	58,780	939,519
1989	447,663	55,958	481,003	60,125	928,666
1990	510,359	63,794	508,113	63,514	1,018,472
1991	476,858	59,607	496,006	62,001	972,864
1992	512,576	64,072	505,503	63,188	1,018,079
1993	537,920	67,240	519,542	64,943	1,057,462
1994	558,057	69,757	506,381	63,298	1,064,438
1995	560,917	70,115	501,583	62,698	1,062,500
1996	545,918	68,240	476,379	59,547	1,022,297

PAID, REGULAR SEASON

YEAR	HOME TOTAL	HOME AVERAGE	ROAD TOTAL	ROAD AVERAGE	PAID TOTAL
1997	574,811	71,851	522,208	65,276	1,097,019
1998	581,784	72,723	546,530	68,316	1,128,314

YEAR	HOME TOTAL	HOME AVERAGE	ROAD TOTAL	ROAD AVERAGE	PAID TOTAL
1999	592,161	74,020	547,485	68,436	1,139,646
2000	589,909	73,738	528,974	66,121	1,118,883
2001	588,127	73,515	531,480	66,435	1,119,607
2002	585,523	73,190	558,981	69,872	1,144,504
2003	587,787	73,473	570,449	71,306	1,158,236
2004	580,808	72,601	563,061	70,382	1,143,869
2005	575,256	71,907	532,541	66,567	1,107,797
2006	585,973	73,246	533,282	66,660	1,119,255
2007	577,835*	72,229	577,126	72,140	1,154,961
2008	523,919	65,489	544,046	68,005	1,067,965

*Includes figure of 81,176 for game on October 28, 2007 against New York Giants at London's Wembley Stadium that was designated as a home game.

SEASON TICKETS, PRESEASON

YEAR	SEASON TICKETS	PRESEASON HOME	PRESEASON ROAD	PRESEASON TOTAL
1966	12,503	1- 36,366	3- 55,154	4- 91,520
1967	13,050	2- 86,693	3- 39,414	5-126,107
1968	14,924	3-145,257	2- 27,003	5-172,260
1969	17,478	3-140,514	3- 67,759	6-208,273
1970	26,161	4-246,176	2- 46,008	6-292,184
1971	44,834	4-237,753	2- 92,344	6-330,097
1972	69,303	3-222,821	3-161,100	6-383,921
1973	74,961	4-313,411	2-104,550	6-417,961
1974	67,322	3-193,442	3-157,681	6-351,123
1975	49,026	4-213,186	2-107,190	6-320,376
1976	44,494	2-102,338	4-227,598	6-329,936
1977	34,838	2- 81,517	4-218,777	6-300,294
1978	41,456	2- 97,461	*3-142,278	5-239,739
1979	41,140	2- 94,095	2-118,327	4-212,422
1980	38,385	2- 83,331	2-115,230	4-198,561
1981	37,574	2- 82,792	2-102,272	4-185,064
1982	39,208	2- 91,938	2-115,581	4-207,519
1983	42,039	1- 38,735	3-160,308	4-199,043
1984	43,187	1- 46,705	3-147,125	4-193,830
1985	46,435	2- 78,686	2- 78,501	4-157,187
1986	50,729	2- 96,581	2-104,500	4-201,081
1987	63,096	2-129,687	2-113,016	4-242,703
1988	53,839	2-101,065	≠3-152,384	5-253,449
1989	44,869	2- 92,833	2-108,150	4-200,983
1990	45,570	2- 89,586	2-108,853	4-198,439
1991	47,148	2- 94,038	#3-175,064	5-269,102
1992	43,846	2- 92,939	‡3-183,934	5-276,873
1993	47,996	2- 93,129	2-111,181	4-204,310
1994	48,809	2- 98,466	3-161,412	5-259,878
1995	53,606	2-100,301	2-101,174	4-201,475
1996	60,808	2-106,739	2- 90,898	4-197,637
1997	55,373	2-115,182	@3-198,742	5-313,924
1998	56,002	2-121,099	2-117,457	4-238,556
1999	60,042	2-121,038	2-124,347	4-245,385
2000	58,113	2-118,990	2- 92,826	4-211,816
2001	57,803	2-118,990	\$3-147,591	5-266,581
2002	56,115	2-114,043	2-134,440	4-248,483
2003	59,066	2-121,354	2-118,228	4-239,582
2004	58,544	2-140,090	2-129,892	4-269,982
2005	53,422	2-139,508	%3-141,400	5-280,908
2006	61,121	2-139,982	2-136,617	4-276,599
2007	54,646	2-137,059	2-139,143	4-276,202
2008	46,131	2-124,276	2-133,935	4-258,211
2009	49,415	2-117,275	2-132,067	4-294,342

* includes 18,355 in Hall of Fame game at Canton, Ohio; ≠ includes 70,535 in American Bowl game in London, England; # includes 51,122 in American Bowl game in Tokyo, Japan; ‡ includes 60,813 in American Bowl game in Berlin, Germany; @ includes 104,629 in American Bowl game in Mexico City, Mexico; \$ includes 22,736 in Hall of Fame Game at Canton, Ohio; % includes 22,792 in Hall of Fame Game at Canton, Ohio

HISTORICAL HIGHLIGHTS

1965

- March 3 – Minneapolis lawyer Joseph Robbie meets AFL Commissioner Joe Foss in Washington, and Foss advises Robbie to apply for an expansion franchise in Miami.
- May 6 – Joseph Robbie meets Miami Mayor Robert King High to ascertain the availability of the Orange Bowl stadium, and the mayor agrees to invite the AFL to Miami.
- June 7 – AFL Executive Committee votes to expand in 1966 at a meeting in Monmouth Park, N.J.
- Aug. 16 – AFL awards its first expansion franchise to Joseph Robbie and television star Danny Thomas for \$7.5 million.
- Nov. 27 – Miami picks Kentucky QB Rick Norton and Illinois RB Jim Grabowski in first round of AFL's college draft.
- Dec. 16 – Miami Dolphins, Ltd. organizes as a Florida limited partnership. Joseph Robbie becomes Managing General Partner and Danny Thomas Sports, Inc., becomes the other general partner.

1966

- Jan. 15 – Miami picks 31 players from eight teams in AFL expansion draft. One of the draftees, T Norm Evans of Houston, would play 10 seasons at right tackle.
- Jan. 29 – George Wilson becomes first head coach after eight years coaching the Detroit Lions (57-46-6 and NFL champions in 1957) and one year as a Washington assistant.
- June 8 – AFL merges into NFL with Pete Rozelle as commissioner. An AFL-NFL championship game is scheduled for the next January followed by a common draft.
- July 5 – Dolphins open first training camp at St. Petersburg Beach as 83 players report.
- Aug. 7 – Training camp moves to St. Andrews School in Boca Raton, Fla.
- Sept. 2 – Joe Auer returns opening kickoff 95 yards for Dolphin TD in first regular-season game, but Oakland wins, 23-14, at Orange Bowl before 26,776 spectators.
- Oct. 16 – Dolphins end string of nine losses (four in preseason) by defeating Denver, 24-7, for first win in franchise history.
- Oct. 23 – Miami earns club's first road win with a 20-13 decision over Houston at Rice Stadium.

1967

- June 1 – Joseph Robbie and W. H. Keland purchase the interest of Danny Thomas and agree to equalize present holdings in Miami Dolphins, Ltd., whenever either acquires outside holdings.
- Aug. 19 – Record crowd of 50,822 sees first interleague game, which Atlanta wins, 27-17.
- Sept. 17 – QB John Stofa breaks his right ankle shortly after scoring a TD, and rookie Bob Griese directs 35-21 victory over Denver at Orange Bowl. RB Abner Haynes gains 151 yards in season opener. Griese throws 68-yard TD pass to Joe Auer.
- Nov. 26 – Dolphins end eight-game losing streak by defeating Buffalo, 17-14, on a fourth-down, 31-yard TD pass from Bob Griese to Howard Twilley with 1:01 remaining.

1968

- Aug. 17 – Dolphins gain first interleague victory, 23-7 over Philadelphia at Orange Bowl.
- Aug. 31 – AFL-record crowd of 68,125 at Orange Bowl sees Coach Don Shula's Baltimore Colts win interleague game, 22-13.

1969

- May 10 – Pro football realignment for 1970 places Dolphins in AFC East with Boston, Buffalo, New York Jets and NFL's Baltimore.
- May 16 – Joseph Robbie becomes majority owner of Dolphins when he is joined by five Miami businessmen in purchasing the interest of W. H. Keland.

1970

- Feb. 18 – Don Shula, 40, becomes head coach and vice president after seven years coaching

- the Baltimore Colts (71-23-4). He succeeds George Wilson, who coached the Dolphins for four years (15-39-2).
- April 11 – Dolphins join scouting combine BLESTO-V.
 - April 13 – NFL Commissioner Pete Rozelle gives the Dolphins' 1971 first-round draft pick to Baltimore as compensation for loss of Don Shula.
 - April 20 – Don Shula completes coaching staff with Mike Scary (defensive line), Monte Clark (offensive line), Bill Amsparger (defensive coordinator), Howard Schnellenberger (offensive coordinator), Carl Taseff (offensive backs) and holdover Tom Keane (defensive backs).
 - April 25 – Don Shula meets 47 players for indoctrination camp at University of Miami.
 - July 12 – Rookies report to new training headquarters at Biscayne College in North Miami.
 - Aug. 29 – Record crowd of 76,712 sees fourth consecutive preseason victory, 20-13 over Baltimore.
 - Dec. 20 – Dolphins extend winning streak to six games and clinch franchise's first playoff berth with 45-7 victory over Buffalo at Orange Bowl.
 - Dec. 27 – Dolphins drop a 21-14 decision to the Oakland Raiders at the Oakland-Alameda County Coliseum in club's first-ever playoff game.

1971

- Oct. 17 – QB Bob Griese sets NFL record with three consecutive passes for TDs in first quarter of 41-3 victory over New England at Orange Bowl.
- Nov. 7 – Dolphins post first-ever shutout, 34-0 over Buffalo at Orange Bowl, although Bills gained 364 yards.
- Dec. 19 – Record regular-season crowd of 74,215 paid sees Dolphins win first AFC East title by defeating Green Bay, 27-6. FB Larry Csonka becomes club's first 1,000-yard rusher with 1,051 yards, and placekicker Garo Yepremian leads NFL with 117 points.
- Dec. 25 – Dolphins win longest game (82 minutes, 40 seconds) in pro football history, 27-24 at Kansas City, as Garo Yepremian kicks 37-yard field goal in second overtime of AFC semifinal playoff. The victory marked the first postseason win in franchise history.

1972

- Jan. 2 – Dolphins stymie Baltimore, 21-0, for first AFC Championship before 78,629 spectators at Orange Bowl. Colts are scoreless for first time in 97 games and strong safety Dick Anderson returns interception 62 yards for TD.
- Jan. 16 – Dallas rushes for 252 yards in defeating Dolphins, 24-3, in Super Bowl VI before 81,035 spectators at Tulane Stadium in New Orleans.
- April 25 – Dolphins claim 16-year pro QB Earl Morrall, age 38, on waivers from Baltimore.
- Oct. 1 – Dolphins end season ticket sale at record 69,303.
- Oct. 15 – QB Earl Morrall replaces injured Bob Griese (broken right leg, dislocated ankle) at Orange Bowl and finishes 24-10 victory over San Diego for 5-0 record.
- Nov 12 – Don Shula becomes first NFL coach to win 100 regular-season games in 10 seasons as Dolphins smother New England, 52-0, with 501 total yards at Orange Bowl.
- Dec. 16 – Dolphins achieve NFL's first 14-0 regular-season record and break NFL rushing record with 2,960 yards by defeating Baltimore 16-0 at Orange Bowl.
- Dec. 31 – QB Bob Griese comes off bench in 7-7 battle in third quarter after 10-game absence and rallies Dolphins to 21-17 victory at Pittsburgh to repeat as AFC Champions.

1973

- Jan. 14 – Dolphins cap a perfect season in Super Bowl VII at Los Angeles by defeating Washington, 14-7, for NFL's first and only unbeaten, untied record. A 28-yard TD pass from Bob Griese to Howard Twilley and interceptions by linebacker Nick Buoniconti and safety Jake Scott are key plays. Scott, who recorded two interceptions on the day, is named game's MVP, becoming the first defensive back to earn such recognition.
- April 18 – Dolphins surpass NFL record with 74,961 season ticket sales. Kansas City held old record of 72,855 in 1972.
- Sept. 30 – RB Mercury Morris sets a Dolphins single-game rushing record of 197 yards on 15 carries with three TDs (24, 70, 35) in 44-23 win over New England at Orange Bowl. It's a regular season record that stands until 2002 when Ricky Williams eclipses the mark.
- Dec. 15 – WR Paul Warfield catches four TD passes (21, 7, 16, 4) from Bob Griese in first half of 34-7 victory over Detroit at Orange Bowl. Dolphins compile best two-year record (26-2) in NFL history.
- Dec. 30 – Dolphins rush for 266 yards in defeating Oakland 27-10 for unprecedented third straight AFC Championship at Orange Bowl.

1974

- Jan. 13 – Dolphins overpower Minnesota, 24-7, in Super Bowl VIII at Rice Stadium in Houston for second consecutive NFL Championship. FB Larry Csonka gains 145 yards on 33 carries as Dolphins outscore three playoff foes, 85-33. Csonka is honored as game's MVP.
- Jan. 20 – Garo Yepremian kicks five field goals for AFC, including 42-yarder with 21 seconds remaining, for 15-13 victory in Pro Bowl at Kansas City. Yepremian becomes the first Dolphin to be named MVP of the Pro Bowl.
- March 31 – FB Larry Csonka, WR Paul Warfield and RB Jim Kiick sign \$3.3 million package deal in Toronto to play for John Bassett in World Football League.
- July 1 – NFL Players Association declares strike, and Dolphin Managing General Partner Joseph Robbie charges NFLPA with search and destroy mission.
- July 10 – Chicago Tribune Charities cancels July 26 College All-Star Game with Dolphins due to strike.
- July 17 – Seven veterans cross picket line: C Jim Langer, S Jake Scott, TE Jim Mandich, LB Bob Matheson, QB Earl Morrall and RBs Don Nottingham and Mercury Morris.
- Aug. 14 – Strike ends after seven weeks.
- Dec. 15 – Dolphins rally from 24-point deficit to defeat New England 34-27 for 31st consecutive victory (excluding preseason) at Orange Bowl. QB Earl Morrall passes for 288 yards as Miami closes with 11-3 record.
- Dec. 21 – Raiders spoil Dolphins' bid for third consecutive NFL Championship, 28-26, in AFC semifinal at Oakland on 8-yard TD pass from Ken Stabler to Clarence Davis with 26 seconds remaining.

1975

- Sept. 22 – Winning streak at Orange Bowl stops at 31 games after 31-21 loss to Oakland.
- Oct. 22 – World Football League folds after losing \$30 million, but three ex-Dolphins remain under contract to John Bassett.
- Dec. 14 – Dolphins suffer 10-7 loss in overtime at Baltimore on 31-yard FG by Toni Linhart and miss qualifying for playoffs for first time in six years under Don Shula.

1976

- Jan. 22 – Prescription Athletic Turf (grass) approved for Orange Bowl stadium at a cost of \$244,500.

1977

- March 14 – Dolphins agree to 10-year lease for use of Orange Bowl with three-year cancellation notice. New lease doubles rent to \$45,000 per game, but is less than City of Miami's proposed 10 percent of gross ticket sales.
- May 2 – QB Earl Morrall, age 43, who spent five seasons with the Dolphins, retires after a 21-year career. Morrall passed for 20,809 career yards and guided the Dolphins through most of undefeated 1972 season.
- Sept. 11 – QB Bob Griese, forced to wear eyeglasses because of problems with contact lenses, passes for two TDs in 27-21 preseason victory at New York Giants. Griese becomes the first quarterback to successfully wear eyeglasses in NFL game action. The glasses Griese wears in the 1978 AFC NFL Hall of Fame Game are on display in the Pro Football Hall of Fame.
- Nov. 24 – QB Bob Griese becomes first NFL quarterback since 1972 to throw six TD passes in a game, and Dolphins set records of 55 points and 503 yards in 55-14 rout on Thanksgiving Day at St. Louis.
- Dec. 15 – Maxwell Club of Philadelphia names QB Bob Griese as its Pro Player of Year.

1978

- Feb. 17 – Chuck Connor, 40, becomes Director of Player Personnel after three years of scouting for BLESTO. He succeeds Bobby Beathard, who resigned Feb. 7 to become general manager of the Washington Redskins.
- April 17 – Dolphins acquire RB Delvin Williams from San Francisco 49ers in exchange for WR Freddie Solomon, S Vern Roberson and picks in the first and fifth rounds of 1978 draft.
- Nov. 12 – Delvin Williams becomes NFL's first 1,000-yard rusher of 1978 with 144 yards and two TDs in 25-24 triumph at Buffalo, marking 18th straight win over Bills. Williams sets a then-Dolphin record of 1,258 yards rushing in season.

- Dec. 10 – LB Larry Gordon intercepts three passes in 23-6 rout of Oakland Raiders at Orange Bowl to clinch wild-card berth in playoffs.
- Dec. 18 – Garo Yepremian ties NFL record with 16th consecutive field goal, capping 23-3 victory over New England and boosting Dolphins to 11-5 record.
-

1979

- Jan. 8 – Howard Schnellenberger, receivers and passing game coach, is named head coach at the University of Miami.
- Feb. 22 – FB Larry Csonka, 32, re-signs with Dolphins as a free agent after four-year absence in World Football League (1975) and with NFL's New York Giants (1976-78).
- Oct. 14 – Tony Nathan escapes on record 86-yard punt return for TD as Dolphins defeat Buffalo, 17-7, for 20th consecutive win in series, the NFL's longest consecutive win streak by one team over another.
- Nov. 29 – QB Bob Griese, benched in favor of Don Strock for second straight game, rallies Dolphins to 26 points in second half for 39-24 victory over New England as FB Larry Csonka scores three TDs.
- Dec. 9 – QB Bob Griese completes 17 of 22 passes for 229 yards in 28-10 win at Detroit which clinches AFC East title.
- Dec. 30 – Pittsburgh overpowers Dolphins with 20-point first quarter in 34-14 playoff victory at Pittsburgh, and Steelers eventually win Super Bowl XIV.
-

1980

- Sept. 5 – Don Shula signs four-year contract through 1983 season, canceling old pact which had one year remaining.
- Sept. 7 – In season opener, running back Joe Cribbs rushes for 60 yards, catches nine passes for 71 yards and scores a TD in Buffalo's 17-7 win at Rich Stadium, ending the Dolphins' 20-game winning streak over the Bills.
- Sept. 21 – QB Bob Griese wins his 100th game, coming off bench and passing for two TDs in fourth quarter for 20-17 victory at Atlanta.
-

1981

- Feb. 5 – Six-time All-Pro guard Larry Little, 35, retires following a 14-year career which included 12 years with the Dolphins. He ended with 152 career starts.
- June 25 – QB Bob Griese, the 14th passer in football history to eclipse 25,000 yards, retires following a 14-year career with the Dolphins. He had presided over 101 of the 135 victories in the club's history (101-62-3) and was consensus All-Pro in 1971 and 1977. The six-time Pro Bowl quarterback held records of 1,926 completions in 3,429 attempts, 25,092 yards and 56.2 percent passing accuracy. He guided Miami to Super Bowl triumphs in 1972 and 1973.
- July 1 – Dolphin linebacker Rusty Chambers is killed in an automobile accident in Hammond, La.
- Sept. 27 – Coach and son clash as Shula Bowl I has Don Shula opposed by Baltimore rookie punt returner David Shula. Dolphins outlast Colts, 31-28, for fourth straight win in Baltimore.
- Oct. 4 – Wide receiver Nat Moore sets Dolphin record (since broken) with 210 receiving yards (on seven catches) as Miami and New York Jets play to 28-28 tie.
- Nov. 1 – Shula Bowl II, as the Dolphins defeat the Colts and David Shula 27-0 in Miami.
- Nov. 8 – Don Shula captures 200th NFL coaching victory when linebacker Bob Brudzinski intercepts pass in overtime to set up Uwe von Schamann for 30-yard field goal in 30-27 triumph at New England.
-

1982

- Jan. 2 – Dolphins overcome 24-0 deficit but succumb in overtime, 41-38, to San Diego in highest-scoring playoff game in history. Rolf Benirschke ends four-hour struggle with 29-yard field goal. It is the first game in NFL history where two quarterbacks, Miami reliever Don Strock and San Diego star Dan Fouts, both passed for more than 400 yards. Orange Bowl crowd of 73,735 comprised fourth sell-out of season.
- Sept. 21 – NFLPA calls players strike with games not resuming until November 21.
- Dec. 12 – In one of the most bizarre incidents in Miami Dolphin history, a work release parolee (Mark Henderson) cleared a space on the snow-frozen turf at New England's Sullivan Stadium that enabled the Patriots to kick a late fourth-quarter field goal and win the game, 3-0, before 25,716 fans.
- Dec. 27 – The incredible record of not having won in 16 years in the Orange Bowl continues as the Dolphins score 20 unanswered points in the second half to defeat the Buffalo
-

1983

- Jan. 8 – For the first time in nine years, the Dolphins win a playoff game, defeating the New England Patriots, 28-13, before 68,842 fans at the Orange Bowl.
- Jan. 16 – The Dolphins choke off the San Diego Chargers famed offense and defeat them, 34-13, before 71,383 fans. The Chargers were held to only 247 yards in total offense, 203 yards below their league-leading average. The win enabled the Dolphins to reach their fourth conference title game in team history and the first since the 1973 season.
- Jan. 23 – A.J. Duhe sets an AFC playoff record with three interceptions, including one for a 35-yard touchdown romp, as the Dolphins defeat the New York Jets for the third time in one season to win the AFC crown, 14-0.
- Jan. 30 – In Pasadena, California, the Dolphins appear in their fourth Super Bowl, and in spite of leading with only 10 minutes to play, they lose, 27-17, to Washington before a sell-out crowd of 103,667 at the Rose Bowl and a TV audience estimated at 115 million. Fulton Walker sets a Super Bowl record with a 98-yard kickoff return for a touchdown as he returns four kickoffs for a total of 190 yards.
- June 25 – Starting linebacker Larry Gordon dies of a rare heart disease while jogging in Arizona at the age of 28. Gordon had been the Dolphins' first-round draft choice in 1976 out of Arizona State.
- Oct. 9 – Quarterback Dan Marino and wide receiver Mark Duper make their first-ever starts for the Miami Dolphins, with Marino passing for 322 yards and Duper netting seven catches for 202 yards. The offensive explosion produces 971 total yards between the Dolphins and Bills, with Buffalo winning the Orange Bowl encounter, 38-35 in overtime.
- Nov. 28 – Dolphin Owner Joseph Robbie announces the signing of Head Coach Don Shula to a multi-year contract.
- Dec. 2 – Bill Arnsparger, the Dolphins' Assistant Head Coach and mastermind of the team's defense, resigns to become the head coach at Louisiana State University. His resignation is effective at the end of the season.
- Dec. 27 – The Dolphins name 54-year-old Chuck Studley as their Defense Coach to replace Bill Arnsparger. Studley had spent the 1983 season as defensive coordinator and then interim head coach of the Houston Oilers.

1984

- March 5 – Miami Dolphin Owner Joseph Robbie announces plans to build a new multi-purpose stadium in north Dade County. Mr. Robbie also announces acquisition of the land and discusses possible stadium funding.
- June 24 – Running back David Overstreet is killed in an automobile accident in Winona, Texas.
- Oct. 21 – Wide receiver Nat Moore catches a 19-yard TD pass from QB Dan Marino for the 58th touchdown of his Dolphin career, surpassing Larry Csonka's all-time club record of 57.
- Nov. 11 – The Dolphins remain the NFL's only unbeaten team as they improve their record to 11-0 (16 straight regular-season wins) with a 24-23 victory over Philadelphia. DE Doug Betters' block of an Eagle PAT with 1:52 remaining in the game seals the win.
- Dec. 2 – The Dolphins lose a 45-34 decision to the Raiders, but QB Dan Marino breaks the all-time NFL record for TD passes in a season with his 37th. His record-breaking touchdown pass, which came on a four-yard toss to Jimmy Cefalo in the first quarter, was the first of four on the day for Marino as he reached the 40-touchdown plateau. He also shatters Dolphin single-game records for most yards passing (470), most completions (35) and most attempts (57).
- Dec. 17 – Miami ends the regular season with the best record in the AFC (14-2) following a 28-21 victory over Dallas. WR Mark Clayton catches three touchdown passes to give him 18 for the season as he eclipses the all-time NFL mark in that category. Dan Marino becomes the first-ever NFL quarterback to pass for over 5,000 yards in a season as he ends up with 5,084. The most prolific passing season in NFL history also consists of 48 touchdown passes, 564 attempts, 362 completions and only 17 interceptions for a franchise record passer rating of 108.9. Both Clayton (73-1,389) and WR Mark Duper (71-1,306) surpass prior Dolphin records for receptions and reception yardage in one season.
- Dec. 20 – QB Dan Marino is named as the NFL's Most Valuable Player by the Associated Press.

1985

- Jan. 6 – The Dolphins defeat the Steelers, 45-28, in the AFC Championship game in Miami to earn a berth in Super Bowl XIX.
- Jan. 8 – Joseph Robbie gives the go-ahead to prepare final plans and specifications to construct the new 75,000-seat Dolphin Stadium.

- Jan. 20 – The Dolphins drop a 38-16 decision to the San Francisco 49ers in Super Bowl XIX before 84,059 fans at Stanford Stadium in Palo Alto, California.
- Feb. 15 – Miami names 42-year-old Mel Phillips as its new defensive backfield coach. Phillips comes to the Dolphins after five seasons in the same capacity for the Detroit Lions.
- March 14 – Following a presentation led by Joseph Robbie to NFL owners at the league meetings in Phoenix, Miami is selected as the site for Super Bowl XXIII (1989).
- Sept. 29 – In a game billed nationally as “Marino-Elway I,” Miami’s Dan Marino wins this one over Denver, 30-26, completing 25 of 43 passes for three TDs and a season-best 390 yards. Veteran WR Nat Moore also produces his top performance of 1985 with the 12th 100-plus yard game of his career.
- Dec. 1 – Owner Joseph Robbie officially breaks ground on the new 75,000-seat Dolphin Stadium.
- Dec. 2 – Led by a swarming defense that produces six sacks and three interceptions, the Dolphins administer the only defeat to be suffered by the eventual Super Bowl champion Chicago Bears, 38-24. A season-high Orange Bowl crowd of 75,594 witness the Monday night affair.
- Dec. 8 – The Dolphins record a 34-24 victory over the Green Bay Packers at Lambeau Field. The mercury at kickoff registers 23 degrees, marking the then-coldest conditions in which the Dolphins have won a game in franchise history at that time.
- Dec. 31 – Owner Joseph Robbie obtains the construction loan and is granted permanent financing for the new Dolphin Stadium.

1986

- Jan. 4 – The Dolphins rally from a 21-3 deficit to defeat the Cleveland Browns 24-21 in an AFC divisional playoff game. Miami is led offensively by Tony Nathan’s 10 receptions for 101 yards and rookie Ron Davenport’s two touchdowns.
- Jan. 12 – Despite 20 tackles by LB Bob Brudzinski, the Dolphins commit six turnovers and lose, 31-14, to the New England Patriots in the AFC Championship game before 74,978 fans in the Orange Bowl. It marks Miami’s first loss in an AFC title game in six tries.
- Jan. 21 – Dolphin C Dwight Stephenson is named the recipient of the NFL’s Man of the Year award at a press conference in New Orleans. The award is in recognition of Stephenson’s outstanding performance on the playing field and in the community.
- Jan. 22 – The Dolphins announce the retirement of Defensive Line Coach Mike Scarry, a member of Don Shula’s staff since 1970. Dan Sekanovich, formerly of the Jets and Falcons, is named to replace him.
- Feb. 19 – Miami appoints Receivers and Quarterbacks Coach David Shula to the position of Assistant Head Coach. In addition, the club names Mike Westhoff as the Special Teams/Tight Ends Coach.
- June 3 – Owner Joseph Robbie plants a ceremonial 30-foot Royal Palm tree to begin a million dollar beautification project near Dolphin Stadium.
- Sept. 6 – Dan Marino signs a multi-year contract to remain as quarterback of the Dolphins. Two days before, Marino’s wife, Claire, had given birth to the couple’s first child – Daniel Charles.
- Sept. 21 – Miami suffers a heart-breaking 51-45 overtime loss to the N.Y. Jets in the Meadowlands as Dan Marino reaches 1,500 career attempts to qualify as the NFL’s top-ranked passer of all-time. Marino finishes the afternoon 30 of 50 for 448 yards and six TDs. The six TDs are a personal high for Marino and tie the team record held by Bob Griese. Mark Duper (154) and Mark Clayton (174) each have over 100 yards receiving in the game.
- Oct. 12 – In what was billed as “Marino-Kelly I,” the Dolphins and Dan Marino (24 of 41 for 337 yards) defeat the Buffalo Bills and Jim Kelly (20 of 28 for 218 yards, two INTs) 27-14 at the Orange Bowl.
- Nov. 24 – The N.Y. Jets enter the Orange Bowl with a nine-game winning streak and the league’s best record at 10-1. They leave with a 45-3 loss as Lorenzo Hampton rushes for 148 yards and two TDs on 19 carries (7.8 average) including a 54-yard TD run. Hampton’s 100 yards snap a streak of 36 regular-season games (41 overall) for Miami without a 100-yard rusher. Marino completes a personal-high 80.6 percent of his passes (29 of 36) for 288 yards and four TDs.
- Nov. 25 – Less than 24 hours after the memorable 45-3 win over the Jets, General Manager Mike Robbie announces at a press conference that Don Shula has signed a multi-year contract to remain as head coach.
- Dec. 14 – Dan Marino sets an NFL career record with the seventh 400-yard game of his career as he passes for 403 yards in a thrilling 37-31 overtime win in Anaheim, Calif., over the playoff-bound L.A. Rams. Marino completes 29 of 46 with five TDs, including a 20-yarder to Mark Duper in OT to win the game. Marino is named AFC Offensive Player of the Week for his efforts.
- Dec. 22 – The Dolphins play their final game in the Orange Bowl – a 34-27 loss to the New England Patriots. New England captures the AFC East title with the win. The Dolphins finish 21

years in the Orange Bowl with an impressive 110-38-3 (.738) regular-season record. Marino sets NFL single-season records for completions (378) and attempts (623).

1987

- Jan. 10 – John Offerdahl is named Old Spice NFL Rookie of the Year
- Jan. 20 – Tom Olivadotti, an assistant for the Cleveland Browns, is named Defensive Coach for Miami. He is put in charge of the overall defense with the prime responsibility of pass defense. Chuck Studley is re-assigned as Linebacker Coach, with prime responsibility of run defense. Linebacker Coach Bob Matheson resigns.
- Jan. 27 – Former Dolphin greets Larry Csonka and Jim Langer are among a group of seven named to the Pro Football Hall of Fame. They join Paul Warfield as the only members of the franchise to earn the honor, with induction scheduled for August 8.
- Aug. 16 – The Dolphins play host to the Chicago Bears in the first game ever played in Joe Robbie Stadium. The date marks the 22nd anniversary of the Dolphin franchise. The Bears put a damper on the festive evening with a 10-3 preseason victory before 63,451. QB Dan Marino (dislocated ring finger on right hand) and LB John Offerdahl (torn right bicep) suffer injuries. Marino is out for three weeks; Offerdahl will miss the first six regular-season games.
- Sept. 22 – NFL Players Association goes on strike; the Dolphins' home contest with New York Giants (first regular-season game in Joe Robbie Stadium) on September 27 is canceled because of strike.
- Oct. 4 – The Dolphins' "replacement" team takes the field for the first time, traveling to Seattle to meet the Seahawks. The Dolphins lose, 24-20.
- Oct. 11 – Miami's replacement team records a 42-0 shutout victory over the Kansas City Chiefs in the first regular season game played in Joe Robbie Stadium. Safety Liffort Hobley (two interceptions, 55-yard fumble recovery for a TD, four tackles, two passes defended) is named AFC Defensive Player of the Week for his efforts. Don Shula and Joe Robbie are given game balls by the replacement team following the contest in honor of Miami's first win in the new stadium. The next week (October 18), the replacement team loses its last game, 37-31 in overtime, to the N.Y. Jets at the Meadowlands.
- Oct. 25 – After four missed weeks of action (one game cancellation, three replacement games), the regular Dolphin players return to action. Miami loses, 34-31, in overtime at home to the Buffalo Bills. The 21-point comeback by Buffalo is the best ever by an opponent against a Dolphins team at the time.
- Nov. 1 – Don Shula wins his 250th regular-season game as the Dolphins defeat Pittsburgh 35-24 at Joe Robbie Stadium.
- Nov. 29 – The Dolphins suffer their first shutout loss (27-0 at Buffalo) since December 12, 1982 – the famous snowplog game at New England (3-0). The game also sees the end of Dan Marino's streak of 30 straight games with at least one touchdown pass. His string is second all-time to Johnny Unitas' 47.
- Dec. 30 – RB Troy Stadford is named NFL Offensive Rookie of the Year by the Associated Press.

1988

- Feb. 29 – Former Dolphin Larry Seiple is named receivers coach. Seiple, who had been out of pro coaching for a year, had been receivers coach at Detroit (1980-84) and Tampa Bay (1985-86).
- July 31 – The Dolphins make their first ever trip abroad and take on the San Francisco 49ers at Wembley Stadium in London for the third-annual American Bowl. Miami comes from behind to defeat the 49ers, 27-21, before 70,535 British fans to open the preseason.
- Oct. 9 – The Dolphins reverse history by defeating the Raiders, 24-17, at the Los Angeles Memorial Coliseum. It marks Miami's first win ever against the Raiders in their home stadium and the Dolphins' first victory over the Raiders in 10 years. The game is played in 96 degree heat - the warmest game in Dolphins' history.
- Oct. 23 – Dan Marino records the second-best single-game passing yardage total in NFL history – 521 yards (Norm Van Brocklin holds the single-game record of 554 yards) and completes 35 of a team record 60 attempts, all to no avail as the N.Y. Jets defeat the Dolphins, 44-30, at Joe Robbie Stadium.
- Oct. 30 – Shula Bowl III – Head Coach Don Shula and his assistant head coach and son, David Shula, are on the opposite side of the field of Mike Shula, a coaches' assistant for Tampa Bay, as the Dolphins defeat the Bucs, 17-14, in Tampa Stadium.
- Dec. 12 – Dan Marino becomes the first quarterback in NFL history to pass for over 4,000 yards four times in a career in the Dolphins' 37-31 win over Cleveland. He also throws for his 193rd career touchdown, setting a new Dolphin record and surpassing the total of former quarterback Bob Griese, who had previously held the mark. Marino tops the

record that took Griese 14 seasons to accomplish in only six-plus seasons. Also, receiver Mark Clayton surpasses Nat Moore in the record books as he catches a pass in his 37th consecutive game.

1989

- Jan. 22 – Joe Robbie Stadium hosts Super Bowl XXIII only two-and-a-half years after its initial opening. San Francisco comes back in the final minutes of the game to defeat the Cincinnati Bengals, 20-16. The game marks the first time since Super Bowl XIII (January 21, 1979) that the NFL's championship game is played in Miami.
- Jan. 23 – Dolphin Linebackers Coach Chuck Studley resigns after five seasons with Miami.
- Jan. 25 – Former Miami Hurricanes defensive coordinator Dave Wannstedt joins the Dolphins coaching staff as linebackers coach.
- Feb. 27 – David Shula, the Dolphins' assistant head coach and passing game coordinator, and Dave Wannstedt, the team's linebackers coach, resign their respective positions to accept new posts with the Dallas Cowboys.
- March 1 – George Hill is named the new linebackers coach for the Dolphins, while John Sandusky, the Dolphins' offensive line coach, is promoted to assistant head coach.
- March 6 – Gary Stevens, formerly of the University of Miami, is named quarterbacks/pass offense coach for the Dolphins.
- May 15 – Chuck Connor, the Dolphins director of player personnel for 11 seasons, announces his resignation to join the Atlanta Falcons as director of pro scouting.
- June 12 – Tom Heckert, formerly a college scout with the Tampa Bay Buccaneers and Cleveland Browns, is named Miami's Director of College Scouting.
- Sept. 17 – In Miami's 24-10 win at New England, Dan Marino throws his 200th career touchdown pass, becoming the 13th player in NFL history to throw for 200 TDs. It was just his 89th career game, and he reaches the 200 touchdown pass mark faster than any quarterback in NFL history.
- Oct. 8 – In Miami's 13-10 overtime win vs. Cleveland, Dan Marino goes over 25,000 yards passing in his career, becoming the 25th player in NFL history to reach the 25,000 yards passing milestone. Marino also breaks Bob Griese's Dolphin team record of 25,092 career passing yards.
- Nov. 12 – Pete Stoyanovich kicks a team-record 59-yard field goal in a 31-23 victory over the New York Jets, a kick that also tied the third longest field goal in NFL history at the time.
- Nov. 19 – Miami defeats Dallas, 17-14, in Shula Bowl IV, as Don Shula extends his record to 4-0 in Shula vs. Shula contests. This time Shula was opposed by son Dave, the Assistant Head Coach of the Cowboys.
- Dec. 3 – Dan Marino goes over 3,000 yards passing for the year in Miami's 26-21 loss at Kansas City. It was his sixth season passing for 3,000 yards and he ties Dan Fouts' NFL record of six 3,000 yard seasons.
- Dec. 24 – The Dolphins are eliminated from playoff contention with a 27-24 loss to the Kansas City Chiefs in the season finale at Joe Robbie Stadium. The game is played in 40-degree weather, the coldest home game in the history of the Dolphins.

1990

- Jan. 7 – Joseph Robbie, founder and owner of the Dolphins and the driving force behind the construction of Joe Robbie Stadium, dies of respiratory failure at age 73.
- Jan. 12 – The Miami Dolphins and Robbie Stadium Corporation undergo an organization realignment to ensure continued administration of both entities by the Robbie family. Tim Robbie becomes President of the Dolphins, Dan and Janet Robbie are named Executive Vice Presidents of the team, while Eddie Jones is named Executive Vice President and General Manager of the club. In addition, J. Michael Robbie is named Executive Vice President of Robbie Stadium Corporation.
- Jan. 19 – Dolphin President Tim Robbie announces that the Dolphins have signed Don Shula to a three-year contract to remain as head coach.
- Jan. 27 – Former Dolphins great Bob Griese is among a group of seven named to the Pro Football Hall of Fame. Griese becomes the fourth player in Miami history to earn the honor with induction scheduled for August 4.
- Feb. 7 – Monte Clark, former San Francisco and Detroit Head Coach and Dolphin Assistant Coach, is named Miami's Director of Pro Personnel, while Charley Winner is given expanded duties and is named the club's Director of Player Personnel.
- March 7 – H. Wayne Huizenga, Chairman of the Board and Chief Executive Officer of Blockbuster Video, purchases fifty percent of the Robbie Stadium Corporation (the parent company of Joe Robbie Stadium) as well as a fifteen percent limited partnership in the Miami Dolphins.

- Sept. 9 – Sammie Smith rushes for an opening-day record 159 yards and a touchdown as the Dolphins break a five-year losing streak in season openers with a 27-24 win at the New England Patriots.
- Sept. 16 – Team founder Joe Robbie is the first enshrinee on the “Dolphin Honor Roll” at Joe Robbie Stadium. The Dolphins record a 30-7 triumph over the Buffalo Bills, marking Don Shula’s 200th career regular season win as the team’s head coach.
- Oct. 18 – In Miami’s 17-10 win over the New England Patriots, Don Shula coaches in his 400th career regular season game as a head coach in the NFL.
- Nov. 19 – During halftime of Miami’s 13-10 loss to the Los Angeles Raiders, the team’s four Hall of Fame enshrinees, Larry Csonka, Bob Griese, Jim Langer and Paul Warfield, are inducted into the “Dolphin Honor Roll.”
- Nov. 25 – Miami improves its record to 9-2 and clinches the team’s first winning season since 1987 with a 30-13 win over the Cleveland Browns. Also, Dan Marino goes over 30,000 yards passing in his career, becoming the 11th player in NFL history to reach the 30,000-yard mark. It is just his 114th career game, and he reaches the 30,000-yard plateau faster than any quarterback in NFL history.
- Dec. 9 – The Dolphins earn a 23-20 overtime win over the Philadelphia Eagles and clinch the team’s first playoff berth since 1985.
- Dec. 16 – In Miami’s 24-17 win over the Seattle Seahawks, Dan Marino goes over 3,000 yards passing for the year. It is his seventh season passing for 3,000 yards and he ties Joe Montana’s NFL record of seven 3,000-yard seasons.
- Dec. 19 – Richmond Webb becomes the first rookie offensive tackle – and second rookie offensive lineman overall – to be selected to the NFL’s annual Pro Bowl contest.
- Dec. 23 – Dan Marino throws his 20th touchdown pass of the season in Miami’s 24-14 loss at the Buffalo Bills. It is his eighth season with 20 or more touchdown passes and he ties Johnny Unitas’ NFL record of eight 20-plus touchdown seasons.

1991

- Jan. 5 – The Dolphins return to the playoffs after a four-year absence with a 17-16 win over the Kansas City Chiefs at Joe Robbie Stadium. In the contest, Pete Stoyanovich sets an NFL playoff record with a 58-yard field goal.
- Jan. 12 – Miami drops a 44-34 playoff decision at the Buffalo Bills. The teams combine for 78 points – the highest scoring non-overtime playoff game in history. The only higher scoring playoff game was Miami’s 41-38 overtime loss to the San Diego Chargers on Jan. 2, 1982.
- Jan. 24 – Monte Clark, the Dolphins director of pro personnel, announces his resignation.
- Jan. 27 – Larry Csonka is named to the NFL’s all-time Super Bowl Silver Anniversary team.
- Feb. 2 – Richmond Webb is named NFL Rookie of the Year by The Sporting News.
- March 8 – Mike Shula joins the Dolphins as a Coaches’ Assistant.
- March 26 – The Robbie Family and Wayne Huizenga purchase 107 acres of land adjacent to Joe Robbie Stadium for additional parking and future development.
- May 23 – At the NFL owners meetings in Minneapolis, Joe Robbie Stadium is selected as the site for Super Bowl XXIX (1995).
- Aug. 3 – The Dolphins make the longest road trip in team history as they travel 14,912 round-trip miles to Tokyo to battle the Los Angeles Raiders at the Tokyo Dome in American Bowl ‘91. Miami comes from behind to defeat the Raiders, 19-17, before 51,122 Japanese fans.
- Aug. 20 – Dan Marino signs a five-year contract extension to remain as quarterback of the Miami Dolphins.
- Sept. 22 – Don Shula captures the 300th win of his coaching career with Miami’s 16-13 win over the Green Bay Packers. With career coaching win number 300, Shula joins the immortal George Halas (324 wins) as the only NFL coaches to win 300 or more games.
- Nov. 10 – In Miami’s 30-20 win over New England, both Mark Duper and Mark Clayton surpass Nat Moore’s team record of 7,547 career receiving yards. Duper is the first to move past Moore with a 17-yard reception in the first quarter, while Clayton passes Moore with a 32-yard touchdown catch in the fourth quarter.
- Nov. 18 – During halftime of Miami’s 41-27 loss to the Buffalo Bills, former Dolphin great middle linebacker Nick Buoniconti is inducted into the Dolphin Honor Roll.
- Dec. 1 – Dan Marino sets an NFL record as he goes over 3,000 yards passing in a season for the eighth time in his career in Miami’s 33-14 win over Tampa Bay. Marino entered the 1991 campaign with seven such seasons and was tied with Joe Montana for the record.
- Dec. 9 – Miami defeats Cincinnati 37-13 in Shula Bowl V as Don Shula extends his record to 5-0 in Shula vs. Shula contests. This time, Shula teamed with son Mike, a Dolphins coaches assistant, and was opposed by son David, the receivers coach for the Bengals. In the contest, Dan Marino sets an NFL record by throwing his 20th

touchdown pass of the season. It is his ninth season with 20 or more touchdown passes. He entered 1991 with eight such seasons and was tied with Johnny Unitas for the record. Also, Mark Clayton breaks Nat Moore's team record for career TDs (75) and career receiving scores (74) with a 16-yard TD reception in the fourth quarter to give Clayton his 76th career score (75 catch, one punt return) and 75th receiving TD.

- Dec. 15 – Pete Stoyanovich breaks Garo Yepremian's single-season team record of 28 field goals in Miami's 38-30 loss to the San Diego Chargers. Stoyanovich boots his 29th of the year with a 24-yarder in the first quarter. He would go on to hit on 31 field goals during the 1991 season which tied for the league high with Washington's Chip Lohmiller.
- Dec. 22 – The Dolphins drop a 23-20 overtime decision to the New York Jets in a winner-take-all battle for the AFC's final wild card spot. Miami takes a 20-17 lead with just 44 seconds left in regulation on a one-yard scoring toss from Dan Marino to Ferrell Edmunds. However, the Jets move the ball and tie the game at 20-20 on a 44-yard field goal by Raul Allegre with no time left on the clock. New York wins the game in overtime on a 30-yard field goal by Allegre.

1992

- Feb. 1 – Former Dolphin All-Pro center Dwight Stephenson rejoins Miami as assistant offensive line coach.
- Feb. 3 – Hall of Fame defensive tackle Joe Greene is named as the Dolphins' defensive line coach. Greene replaced Dan Sekanovich, who announced his resignation.
- May 20 – Dolphins sign a long-term agreement to build a new training facility at Nova University in Davie, to be ready by the start of the 1993 training camp.
- June 1 – Charley Winner announces his retirement as Miami's Director of Player Personnel. Winner, who had served 37 years in the NFL as a coach and administrator, originally joined the Dolphins in 1981.
- June 4 – Tom Heckert is named as the Dolphins' Director of Player Personnel. Heckert had worked the previous three years as Miami's Director of College Scouting.
- June 12 – Tom Braatz, a 27-year NFL executive with the Atlanta Falcons and Green Bay Packers, is named as Miami's Director of College Scouting.
- July 17 – Don Shula signs a two-year contract extension to continue as the Dolphins' Head Coach through the 1994 season. The extension takes effect at the conclusion of Shula's current contract which expires following the 1992 season.
- Aug. 16 – The Dolphins travel 9,908 round-trip miles and earn a 31-27 preseason win over the Denver Broncos before a crowd of 60,813 fans at Berlin's Olympic Stadium. The game marks the third time overall and second consecutive season that the Dolphins have travelled abroad to play a preseason contest and the win improves Miami's record to 3-0 in games played on foreign soil.
- Aug. 31 – Miami's season opening contest, scheduled for September 6 at Joe Robbie Stadium against the New England Patriots, is rescheduled for October 18, the National Football League announces. The date change is made in the aftermath of Hurricane Andrew, which struck the South Florida area on August 25. Both teams originally were off that weekend, based on the NFL's 16-games-over-17-weeks schedule which allows each team one bye during the season. The Patriots and Dolphins will have their Open Week on September 6, which marks the beginning of the 1992 regular season.
- Sept. 29 – The Dolphins dip into the free agent market and sign perennial all-pro tight end Keith Jackson, a week after a federal-court ruling in Minneapolis made a free agent of Jackson, in addition to Garin Veris, Webster Slaughter and D.J. Dozier.
- Oct. 4 – In a 37-10 win over the Buffalo Bills at Rich Stadium, safety Louis Oliver records three interceptions and returns one of his INTs for a 103-yard touchdown. Oliver's return ties for the NFL's all-time longest interception return with a 103-yard return by San Diego's Vencie Glenn against Denver on November 29, 1987.
- Oct. 18 – Dan Marino throws four touchdown passes as Miami earns a 38-17 win over the Patriots at Joe Robbie Stadium in a game that is rescheduled from September 6 due to the effects of Hurricane Andrew. Marino throws four-or-more touchdowns in a game for the 17th time in his career and ties the all-time NFL record for most career games with four or more touchdown passes with Johnny Unitas.
- Nov. 16 – During halftime ceremonies of Miami's 26-20 loss to the Buffalo Bills, the 1972 Miami Dolphins team, holders of the only perfect season in NFL history and winners of Super Bowl VII, are honored and inducted into the Dolphin Honor Roll.
- Dec. 20 – The Dolphins clinch the team's second trip to the playoffs in the last three seasons with a 19-17 come-from-behind win over the New York Jets at Joe Robbie Stadium. In the contest, Dolphins quarterback Dan Marino throws the 290th touchdown pass of his NFL career and ties Johnny Unitas for second place on the NFL's all-time touchdown pass list.

- Dec. 23 – Dan Marino is named to his team-record seventh Pro Bowl team. He breaks the former team record of six Pro Bowl appearances which he shared with Bob Griese, Bob Kuechenberg and Jim Langer. In addition, Marino is named as a starter in the NFL's annual all-star game for the fifth time in his career and he ties the team record held by Jim Langer.
- Dec. 27 – The Dolphins clinch the AFC East title with a 16-13 overtime win over the New England Patriots at Foxboro Stadium. Miami closes the regular season with an 11-5 record and coupled with Buffalo's 27-3 loss at Houston later in the day, the Dolphins win the team's first division championship since 1985. In addition, the win marks the 300th regular season victory of Dolphins' Head Coach Don Shula's coaching career.

1993

- Jan. 10 – The Dolphins earn a 31-0 win over the San Diego Chargers in the AFC Divisional Playoffs before a crowd of 71,224 at Joe Robbie Stadium. Miami's 31-point margin of victory is the largest by the team in a playoff game. The previous largest margin of victory in the post-season by the Dolphins was three 21-point wins as Miami had a 21-0 win over the Baltimore Colts on Jan. 2, 1972; a 34-13 win over the San Diego Chargers on Jan. 16, 1983; and a 31-10 win over the Seattle Seahawks on Dec. 29, 1984.
- Jan. 17 – The 1992 season comes to a close. Miami suffers five turnovers (two interceptions and three fumbles) as the team drops a 29-10 decision to the Buffalo Bills in the AFC Championship contest before a crowd of 72,703 at Joe Robbie Stadium.
- Jan. 26 – Kim Helton is named the team's offensive line coach. John Sandusky, who served as assistant head coach/offensive line, remains with the team as assistant head coach and assumes the responsibility of coaching the tight ends. In addition, assistant offensive line coach Dwight Stephenson resigns to pursue his interests in the construction and real estate business.
- Jan. 30 – Former Dolphins great Larry Little is among a group of five named to the Pro Football Hall of Fame. The former Dolphin guard becomes the fifth player in Miami history to earn the honor, joining RB Larry Csonka, QB Bob Griese, C Jim Langer and WR Paul Warfield.
- Feb. 7 – The Dolphin coaching staff leads the AFC to a 23-20 overtime win over the NFC in the Pro Bowl contest played in Honolulu, Hawaii.
- Feb. 11 – Mike Shula resigns as a coaches assistant and is named as tight ends coach of the Chicago Bears.
- Feb. 22 – Tony Nathan, who spent the past five years as a coaches' assistant on the Miami Dolphins coaching staff, is promoted to offensive backs coach. In addition, Carl Taseff, who served as the team's offensive backs coach since joining the Dolphins in 1970, will become more active in other areas of the football operation, including personnel scouting and evaluation, and will maintain a continued involvement in various coaching responsibilities.
- May 21 – Kim Helton resigns as offensive line coach to become head coach at the University of Houston. John Sandusky, who served as offensive line coach from 1976-92, resumes his offensive line coaching responsibilities.
- June 1 – Rich McGeorge is named as assistant offensive line/tight ends coach of the Dolphins.
- June 4 – Dolphins hold last practice session at St. Thomas University, which had served as host to team's training facility since July 12, 1970.
- July 11 – Ribbon cutting ceremonies officially open the Dolphins' new training facility on campus of Nova University in Davie, Fla.
- Sept. 12 – Dan Marino surpasses the 40,000-yard passing mark during Miami's 24-14 loss to the N.Y. Jets. He joins Fran Tarkenton (47,003), Dan Fouts (43,040) and Johnny Unitas (40,239) as the only quarterbacks to gain 40,000 passing yards. Marino attains the 40,000-yard mark in only 153 regular-season games and accomplishes the feat faster than any QB in league history. The previous record for fastest ascent to 40,000 yards was 168 games by Dan Fouts.
- Oct. 10 – Scott Mitchell comes off the bench and replaces an injured Dan Marino (torn right Achilles) and throws a pair of touchdown passes to lead the Dolphins to a 24-14 win at the Cleveland Browns. Mitchell enters the game just before halftime and completes 10 of 16 passes for 118 yards with two touchdowns and an interception. Mitchell is named as AFC Offensive Player of the Week for his performance against the Browns. Marino is placed on Injured Reserve on October 13 and misses the remainder of the season.
- Oct. 24 – Dan Marino misses his first starting assignment in 145 consecutive non-replacement regular season games as Miami earns a 41-27 win over Indianapolis. The game marks the first career NFL start at quarterback for Scott Mitchell as he hits on 12 of 19 passes for 190 yards with a touchdown. Mitchell becomes the eighth player to start at quarterback for the Dolphins since Don Shula was named head coach in 1970.

- Oct. 31 – Don Shula wins the 324th game of his coaching career and ties George Halas for the all-time record for most wins by an NFL head coach as Miami earns a 30-10 win over the Kansas City Chiefs. Shula achieves the coaching milestone in his 31st year (482nd game) of his NFL coaching career as compared to 40 seasons (506 games) for Halas to accomplish the feat. On the field, Scott Mitchell throws for 344 yards and three touchdowns and becomes the first Dolphin quarterback other than Dan Marino to pass for over 300 yards and throw three or more touchdown passes since David Woodley gained 408 yards and threw three scores on October 25, 1981, at the Dallas Cowboys.
- Nov. 14 – The Dolphins endure another quarterback injury as Scott Mitchell suffers a separated shoulder during Miami's 19-14 win at Philadelphia. The win enables Don Shula to record the 325th triumph of his coaching career as he becomes the winningest coach in NFL history surpassing George Halas. In the contest, Doug Pederson replaces Mitchell and enters the game in the third quarter with Miami trailing 14-13. He guides the Dolphins to a pair of field goals and the defense holds the Eagles scoreless in the second half to garner the victory.
- Nov. 25 – The Dolphins post a come-from-behind 16-14 win over the defending and eventual Super Bowl champion Dallas Cowboys on Thanksgiving Day on a sleet covered field at Texas Stadium. Miami improves 3-0 on Thanksgiving as the team had posted victories at St. Louis (55-14 on November 24, 1977) and at Dallas (14-7 on November 22, 1973). In the contest, Miami trails 14-13 with just 15 seconds left in regulation and Pete Stoyanovich's 41-yard field goal attempt for the win is blocked by the Cowboys' Jimmie Jones. However, Dallas' Leon Lett attempts to pick up the loose ball and fumbles and Miami's Jeff Dellenbach recovers the ball on the one-yard line with three seconds remaining. Stoyanovich converts on his second chance and boots a 19-yard field goal on the game's final play to win the contest. The win improves Miami's record to an NFL best 9-2, but the team will fail to win another game during the remainder of the season.
- Dec. 13 – During halftime ceremonies of Miami's 21-20 loss to Pittsburgh, former Dolphin great and Hall of Famer Larry Little is honored and inducted into the Dolphin Honor Roll.
- Dec. 14 – Don Shula is named Sports Illustrated Sportsman of the Year. He is the first professional coach to receive the honor.

1994

- Jan. 2 – The Dolphins lose by a 33-27 count in overtime at New England. It is the fifth consecutive loss for the Dolphins and the team is eliminated from the playoffs later in the day as the Raiders rally from a 17-point deficit to win over Denver and qualify for the playoffs.
- Jan. 24 – The trustees of the Miami Dolphins sign a definitive agreement with H. Wayne Huizenga to purchase the Robbie family's interests in the Dolphin franchise. The agreement also includes an option for Huizenga to purchase the Robbies' interest in Joe Robbie Stadium.
- Feb. 8 – Joel Collier joins the Dolphins as a staff assistant, replacing Carl Taseff.
- March 16 – John Gamble is named as the Dolphins' strength coach.
- March 23 – The National Football League clubs approve transfer of the majority interests in the Miami Dolphins from the Robbie family to H. Wayne Huizenga at the annual league meetings in Orlando, Fla.
- May 6 – Rick Weaver, who had served as play-by-play announcer for the Dolphins since 1970, announces his retirement at the club's annual awards dinner.
- June 28 – H. Wayne Huizenga's purchase of the Robbie Family's remaining 85% of the Miami Dolphins as well as their 50% share of the Joe Robbie Stadium is finalized. The closing leaves Huizenga with 100% ownership of both the Dolphins and Stadium.
- July 21 – H. Wayne Huizenga announces that he has entered into a new agreement with Head Coach Don Shula that extends through the 1996 season. Under the new contract extension, Shula assumes the position of Vice President/Head Coach, and also adds an ownership interest in the team.
- Sept. 4 – After missing the final 11 games of the 1993 season with a torn right Achilles' tendon, Dan Marino returns to action as he throws for 473 yards and five touchdowns to lead the Dolphins to a 39-35 win over the New England Patriots at Joe Robbie Stadium. Marino sets an NFL record by throwing for four or more touchdown passes in a game for the 18th time in his career, breaking his tie with Johnny Unitas, and also throws the 300th touchdown pass of his career to join Fran Tarkenton (343 touchdowns) as the only quarterbacks in NFL history with 300-plus career touchdowns.
- Oct. 2 – Shula Bowl VI makes sports history as it marks the first time in the history of the four major American professional sports (football, baseball, hockey and basketball) that a father and son battle as head coaches with Don Shula and the Dolphins taking on his son, Head Coach David Shula, and the Cincinnati Bengals. The elder Shula improves

to 6-0 when coaching against teams which feature one of his sons as a coach or player as the Dolphins earn a 23-7 win over the Bengals.

- Nov. 13 – Chicago's Kevin Butler boots a 40-yard field goal with 54 seconds left in regulation and James Williams deflects a Dolphins field goal attempt with just seven seconds remaining in the game to give the Bears a 17-14 win over the Dolphins in Shula Bowl VII. Miami Head Coach Don Shula battles his son and Bears tight ends coach Mike Shula in the contest and it marks the first time that the elder Shula lost a game in which one of his sons, David or Mike, were either players or assistant coaches on the opposing NFL team.
- Nov. 27 – Quarterback Dan Marino makes history once again with his famous "Clock Play". With the Dolphins trailing the Jets by 18 points in the second half at the Meadowlands, Marino orchestrates a 28-point second-half outburst, including 22 straight to close the contest, as Miami claims a 28-24 victory. All four scores in the second half occur on Marino to Mark Ingram touchdown passes. The game winning points come on first-and-goal with just 22 seconds to play, when Marino approaches the line of scrimmage, appearing poised to clock the ball. However, he takes everyone in the stadium by surprise as he receives the snap, drops back and tosses an eight-yard touchdown pass to Ingram, who ties the Paul Warfield's single-game record of four touchdowns and 24 points, which Warfield achieved against Detroit on December 15, 1973.
- Dec. 7 – Don Shula suffers a torn Achilles' tendon in his right leg and undergoes surgery on the injury on December 9 by Dr. Peter Indelicato and Dr. Dan Kanell. He misses a regular season practice for the first time in his 25 seasons with the team. Shula returns to practice on December 10 and coaches for the remainder of the season on a golf cart.
- Dec. 12 – Bernie Parmalee rushes for 127 yards and scores a pair of touchdowns (one rushing and one receiving) as the Dolphins clinch a playoff spot with a 45-28 win over the Kansas City Chiefs at Joe Robbie Stadium. In the contest, Dolphins Head Coach Don Shula wins his 318th career regular season game and ties George Halas (318 regular season coaching wins) for the all-time record for most career regular season wins by an NFL coach. Center Dwight Stephenson is inducted into the Dolphin Honor Roll during halftime ceremonies.
- Dec. 25 – The Dolphins earn a 27-20 win over the Detroit Lions and clinch the AFC East title. Miami and the New England Patriots both finish with 10-6 records, however the Dolphins win the division title by virtue of a two-game head-to-head sweep over New England during the 1994 season. Dolphins Head Coach Don Shula wins the 319th regular season game of his coaching career and surpasses George Halas (318 regular season coaching wins) for the all-time record for most career regular season wins by an NFL coach. Miami plays on Christmas Day for the second time in team history with the only other Christmas game for the Dolphins being the longest game in NFL history as Miami earned a 27-24 playoff win in double overtime at Kansas City on December 25, 1971.
- Dec. 27 – Defensive tackle Tim Bowens is named NFL Defensive Rookie of the Year by the Associated Press. He becomes the first Dolphins player to win A.P.'s defensive rookie award since A.J. Duhe in 1977.
- Dec. 31 – Dan Marino throws a pair of touchdown passes to lead the Dolphins to a 27-17 win in a First-Round playoff contest against the Kansas City Chiefs at Joe Robbie Stadium. The game is billed as Marino-Montana III and the duel between the two future Hall of Famers lives up to its pregame hype. Marino completes 22 of 29 passes for 257 yards with two touchdowns and no interceptions and Montana counters by hitting on 26 of 37 passes for 314 yards with two scores and an interception. Marino sets an NFL playoff record as he throws for a touchdown pass in his 11th consecutive post-season game and moves past a tie with Montana (San Francisco/Kansas City) and Ken Stabler (Oakland) for the longest all-time streak in NFL post-season history.

1995

- Jan. 9 – Natrone Means rushes for 139 yards and a touchdown to lead the San Diego Chargers to a 22-21 win over the Miami Dolphins in an AFC Divisional Playoff contest at Jack Murphy Stadium. San Diego took a 22-21 lead with just 35 seconds left in regulation as Stan Humphries threw an eight-yard touchdown pass to wide receiver Mark Seay. The Dolphins had one final chance to win the game as Dan Marino drove the team to the Chargers' 30-yard line but Pete Stoyanovich's 48-yard field goal attempt with eight seconds left was wide right.
- Jan. 18 – Assistant head coach/offensive line John Sandusky announces his retirement. A veteran of over three decades of NFL coaching (he concluded his 36th season in 1994), Sandusky was one of only two coaches to serve as offensive line coach on a Don Shula coached team. Sandusky was offensive line coach with the Colts (1963-69) and Dolphins (1976-94) under Shula, while Monte Clark coached the offensive line with the Dolphins under Shula from 1970-75.

- Feb. 6 – Monte Clark is named as the team's offensive line coach. Clark enters his third tour of duty with the Dolphins, re-joining the team after having served as head offensive line coach at Stanford University during 1993-94.
- Feb. 9 – Dolphins Executive Vice President and General Manager Eddie Jones signs a two-year contract to remain in that capacity through the 1996 season.
- May 19 – The Miami Dolphins sign a two-year agreement with WCMQ radio (1210 AM) to be the Spanish radio outlet for Dolphins games. WCMQ replaces WQBA radio, which had been the team's Spanish station for the previous 13 seasons.
- Sept. 3 – The Dolphins open the season with an explosive offensive display in a 52-15 win over the N.Y. Jets at Joe Robbie Stadium. The 52 points are the second-highest single-game total in team history (behind 55 points at St. Louis on November 24, 1977). In addition, the game is played in 94-degree weather, making it the warmest home game in team history.
- Oct. 1 – The Shula coaching family again makes sports history as father and son battle as head coaches with Don Shula and the Dolphins taking on his son, Head Coach David Shula, and the Cincinnati Bengals. The elder Shula improves to 7-1 when coaching against teams which feature one of his sons as a coach or player with a 26-23 win at the Bengals.
- Oct. 8 – Dan Marino passes Fran Tarkenton (3,686 completions) to become the NFL's all-time leader in career pass completions with a six-yard toss to fullback Keith Byars during the Dolphins' 27-24 overtime loss at Joe Robbie Stadium.
- Nov. 12 – Dan Marino becomes the NFL's all-time career passing yardage leader as he jumps past Fran Tarkenton (47,003 career yards) with a nine-yard pass to Irving Fryar in the first quarter of the Dolphins' 34-17 loss to the New England Patriots at Joe Robbie Stadium.
- Nov. 26 – Dan Marino tosses a six-yard touchdown pass to fullback Keith Byars with 1:03 remaining in the first half for his 343rd career scoring pass and becomes the NFL's all-time touchdown pass leader (surpassing Fran Tarkenton's 342 TDs) during Miami's 36-28 loss at Indianapolis.
- Dec. 11 – Guard/Tackle Bob Kuechenberg is inducted into the Dolphin Honor Roll during half-time ceremonies of Miami's 13-6 win over Kansas City at Joe Robbie Stadium. In the contest, Dan Marino breaks the last of Fran Tarkenton's major passing records (6,467 career attempts) with an incomplete pass attempt to wide receiver Randal Hill in the fourth quarter.
- Dec. 24 – The Dolphins post a 41-22 win at St. Louis to finish the regular season with a 9-7 record. The team clinches a playoff berth for the second consecutive season later in the day as the Denver Broncos come from behind late in the contest to win at Oakland and eliminate the Raiders from playoff consideration. Miami's win marks the 347th and final victory in the illustrious head coaching career of Don Shula.
- Dec. 30 – Miami's season ends following a 37-22 loss in an AFC First-Round Playoff Contest in Buffalo. The game is an offensive shootout as the teams combine for an NFL post-season record of 1,038 yards. Dan Marino leads the Dolphins by completing 33 of a career-high 64 pass attempts for 422 yards and a pair of scores, while WR O.J. McDuffie sets team playoff records with 11 catches for 154 yards. The game marks the final contest in Head Coach Don Shula's career.

1996

- Jan. 5 – Don Shula, the winningest coach in the history of the NFL, moves from his role as head coach of the team as he assumes another role within the Dolphins organization. He continues to serve as a partner to owner H. Wayne Huizenga and becomes Vice Chairman of the Board of Directors in addition to his status as a part-owner of the team. Shula leaves the sidelines with an overall record 347-173-6 in his 33 years as a head coach, including the last 26 years with the Dolphins (1970-95). He won Super Bowl titles with Miami in 1972 and 1973, posting a combined 32-2 record in those two seasons, and his 1972 team went 17-0, the only undefeated season in NFL annals.
- Jan. 11 – Jimmy Johnson signs a four-year contract to become head coach of the Dolphins, becoming the third head coach in club history, joining George Wilson (1966-69) and Don Shula (1970-95). Johnson joins the team with one of the most successful coaching records in football on both the professional and collegiate levels before spending the previous two years as an NFL analyst for FOX Sports. He is the first head coach in football history to win both a Super Bowl title (Dallas, 1992 and 1993) and a national collegiate championship (University of Miami, 1987).
- Jan. 16 – Dolphins owner H. Wayne Huizenga announces that Eddie Jones has been named President and Chief Operating Officer of the team, and Jimmy Johnson has been named as the club's General Manager/Head Coach. Jones had spent the last six seasons with the team as the club's Executive Vice President and General Manager.

- Jan. 17 – The Dolphins name Cary Godette (defensive line), Pat Jones (tight ends) and Bill Lewis (defense nickel package) to the coaching staff. Prior to joining the Dolphins, Godette, who replaces Joe Greene, had served as defensive line coach for the Carolina Panthers in 1995, Jones was head coach at Oklahoma State University from 1984-94, and Lewis was head coach at Georgia Tech University from 1992-94.
- Jan. 19 – Kippy Brown joins the Dolphins coaching staff as running backs coach, replacing Tony Nathan. Brown had served as running backs coach with the Tampa Bay Buccaneers (1995) and N.Y. Jets (1990-92).
- Jan. 24 – Bob Ackles is named as the Dolphins Director of Football Operations. Ackles joins the team after serving as Director of Football Administration for the Philadelphia Eagles in 1995 and working three years with the Arizona Cardinals as Director of College Scouting (1992-93) and Assistant General Manager (1994).
- Feb. 16 – The Dolphins name Larry Beightol as assistant head coach/offensive line, replacing Monte Clark. In addition to his coaching the offensive line, Beightol also assumes additional administrative responsibilities involving the entire football staff. Beightol joins the Dolphins after having served as offensive line coach with the Houston Oilers (1995), N.Y. Jets (1990-94), San Diego Chargers (1989), Tampa Bay Buccaneers (1987-88) and Atlanta Falcons (1985-86).
- March 1 – The Dolphins name Kevin O'Neill as head athletic trainer and Brad Roll as assistant strength and conditioning coach.
- April 23 – Dan Marino, who broke every significant career passing record in NFL history during the 1995 season, signs a three-year contract through the 1998 season to remain as quarterback of the Miami Dolphins.
- Aug. 26 – Pro Player, a sports apparel company, enters into a 10-year agreement with Joe Robbie Stadium, home of the Dolphins since 1987, to re-name the stadium Pro Player Park. The deal is worth \$2 million annually over the term of the contract.
- Sept. 1 – The Dolphins defeat the New England Patriots, 24-10, at Pro Player Park, in Jimmy Johnson's debut as head coach. Of the three head coaches in team history, Johnson is the only one to record a victory in his initial game. Also, rookie running back Karim Abdul-Jabbar rushes for 115 yards and a TD on 26 carries in Miami's victory over the Patriots, the first Dolphin rookie since Sammie Smith on November 5, 1989, against Indianapolis to rush for 100 yards. He also becomes the first player in Dolphins history to rush for 100 yards in his NFL debut.
- Sept. 10 – Pro Player Park is re-named Pro Player Stadium.
- Sept. 15 – On his 35th birthday, quarterback Dan Marino throws for 257 yards and three touchdowns as the Dolphins defeat the New York Jets, 36-27, at Pro Player Stadium. One of the scoring passes is a 74-yard strike to rookie fullback Stanley Pritchett, the longest completion to a Dolphins running back in team history.
- Oct. 27 – Quarterback Dan Marino plays in his 191st regular season game, against Dallas at Pro Player Stadium. In the process, he breaks Bob Kuechenberg's club career record for regular season games played of 190. The game is witnessed by 75,651 fans, the highest attendance figure in Pro Player Stadium history. The previous high was 75,129 for Super Bowl XXIII between San Francisco and Cincinnati on January 22, 1989. The former record for a Dolphins game was 73,080 for a November 20, 1995 contest against San Francisco.
- Oct. 29 – WQAM Radio (560 AM) signs a five-year contract for broadcast rights to the Dolphins, Florida Marlins and Florida Panthers. Dolphins football will be aired on WQAM beginning in the 1997 season and through the year 2001. The Dolphins' flagship station had been WIOD Radio since the team's inception in 1966.
- Oct. 31 – At the NFL fall meetings in New Orleans, the league awards the 1999 Super Bowl to the city of Miami. The game will be played at Pro Player Stadium.
- Nov. 10 – A 36-yard completion to O.J. McDuffie in the second quarter puts quarterback Dan Marino over the 50,000-yard mark for his career, the first quarterback in NFL history to reach that plateau. His eight-yard completion to Fred Barnett in the second quarter is the 4,000th completion of Marino's career, also making him the first quarterback in league history to achieve that feat. These accomplishments occur in a 37-13 victory over Indianapolis at Pro Player Stadium.
- Nov. 25 – At halftime of a 24-17 loss to the Pittsburgh Steelers on Monday Night Football at Pro Player Stadium, former Head Coach Don Shula is inducted into the Dolphin Honor Roll.

1997

- Jan. 14 – Miami Dolphins unveil a modified team logo and new uniforms for the 1997 season. The basic logo and team colors remain the same. The sunburst on the logo is more prominently displayed with the elimination of the hashmarks around the sun's

perimeters, while the dolphin's features are accentuated by navy highlights. The home and road jerseys added a script "Dolphins" below the collar, and several subtle accents were added to the uniform to highlight and strengthen the team's traditional colors.

- Jan. 25 – Former head coach Don Shula (1970-95), the NFL's all-time winningest coach with 347 victories, is selected for induction into the Pro Football Hall of Fame in Canton, Ohio.
- March 11 – At the NFL spring meetings in Palm Desert, Calif., the NFL Owners approve limited cross ownership, finalizing H. Wayne Huizenga's ownership of the Dolphins.
- March 21 – Eddie Jones signs a two-year contract extension, which runs through 1998, to remain as the team's president and chief operating officer.
- April 17 – Les Koenning, wide receivers coach at Texas A&M the previous three seasons, is named as an offensive assistant.
- April 18 – The Dolphins unveil the first "official" mascot in team history during a press conference at the team's training facility. He makes his public debut on April 19 at the team's Draft Day party at Pro Player Stadium.
- June 3 – Doug Blevins is named as the team's kicking coach.
- June 4 – "T.D." is picked as the name of the Dolphins official team mascot, it is announced at the team's annual Awards Banquet. Sarah Fernandez and her two sons, Nelson and Vincent, win the "Name the Mascot" contest, and receive two tickets to Super Bowl XXXII in San Diego.
- June 13 – Dan Marino signs a one-year contract extension through the 1999 season.
- July 26 – Don Shula becomes the sixth former Dolphin to be enshrined into the Pro Football Hall of Fame in Canton, Ohio. He is inducted along with Mike Haynes, Wellington Mara and Mike Webster.
- Aug. 4 – The Dolphins travel to Mexico City and earn a 38-19 preseason win over the Denver Broncos before a crowd of 104,629 fans at Estadio Guillermo Canedo. The attendance is the most to ever witness a Dolphins game, surpassing the previous high of 103,667 that saw Miami's 27-17 loss to the Washington Redskins in Super Bowl XVII on January 30, 1983, in the Rose Bowl. The game marks the fourth time overall that the Dolphins have travelled abroad to play a preseason contest and the win improves Miami's record to 4-0 in games played on foreign soil. Miami's previous American Bowl games had been in London (1988), Tokyo (1991) and Berlin (1992). The Dolphins became the first NFL team to win four American Bowl contests, and they also became the first team to win an American Bowl matchup in each of the three continents in which the games have been played.
- Aug. 31 – The Dolphins defeat the Indianapolis Colts, 16-10, at Pro Player Stadium in their 1997 season-opener. It's the Dolphins' first-ever regular season game in the month of August. It also marks their sixth consecutive opening-day victory.
- Oct. 5 – The Dolphins defeat the Kansas City Chiefs, 17-14, at Pro Player Stadium, marking the 300th victory in franchise history, including playoffs. The Dolphins become the second team from the old AFL to reach the 300-win plateau. The Oakland Raiders were the first.
- Oct. 27 – After the Dolphins built a 33-18 fourth-quarter lead, the Chicago Bears storm back for 18 unanswered points, including a Jeff Jaeger 35-yard field goal with 5:35 remaining in overtime, to come away with a 36-33 victory on a Monday night at Pro Player Stadium. It equaled the fourth-largest comeback win ever against Miami. The game originally was scheduled to be played on Sunday, October 26, but was pushed back due to Game 7 of the Marlins-Indians World Series.
- Dec. 14 – The Dolphins are shut out, 41-0, by the Indianapolis Colts in the RCA Dome. The shutout snaps a streak of 162 consecutive games - the second longest active streak in the NFL at the time - in which the Dolphins had scored. The last time Miami had been held scoreless was on November 29, 1987, in a 27-0 loss at the Buffalo Bills.
- Dec. 22 – In the season finale against New England at Pro Player Stadium, left tackle Richmond Webb starts his 110th consecutive regular season game, a new Dolphins record. His 109 straight starts were tied with Jim Langer. The Patriots win the game, 14-12, giving New England the AFC East title. A win by the Dolphins would have made them AFC East champions, but instead they enter the playoffs as a Wild Card team where they must go on the road to face the Patriots the following week, a 17-3 Dolphins loss on December 28.

1998

- Jan. 24 – Former Dolphins center Dwight Stephenson (1980-87) is among a group of five who are elected into the Pro Football Hall of Fame.

- Feb. 11 – Dolphins Head Coach Jimmy Johnson announces the following changes to the team's coaching staff: Kippy Brown, the Dolphins' running backs coach for the last two years, is named as offensive coordinator, replacing Gary Stevens; Larry Seiple, formerly the club's wide receiver coach, handles the quarterbacks; Joel Collier, a defensive assistant since 1994, coaches the running backs; Robert Ford, tight ends coach with the Dallas Cowboys since 1991, takes over as Miami's wide receivers coach; and Randy Shannon, an assistant at the University of Miami (Fla.), serves as a defensive assistant on the staff.
- March 23 – Jimmy Johnson signs a one-year contract extension to remain the Dolphins General Manager and Head Coach through the year 2000. Johnson originally signed a four-year contract with the club on January 21, 1996.
- Aug. 1 – Center Dwight Stephenson becomes the seventh former Dolphin to be enshrined into the Pro Football Hall of Fame in Canton, Ohio. He is inducted along with Anthony Muñoz, Mike Singletary, Tommy McDonald and Paul Krause.
- Nov. 29 – In a 30-10 victory over the New Orleans Saints at Pro Player Stadium, quarterback Dan Marino throws three touchdown passes, all to O.J. McDuffie. The second one, a seven-yard strike in the fourth quarter, the 400th TD pass of Marino's career, the first quarterback in NFL history ever to reach that plateau.
- Dec. 21 – The Dolphins record a 31-21 victory over the Denver Broncos at Pro Player Stadium in front of an ABC Monday Night Football audience. The win is Miami's 34th on Monday night, as they surpass Oakland as the winningest team in MNF history.
- Dec. 27 – In a season-ending 38-16 loss to the Falcons in Atlanta, wide receiver O.J. McDuffie catches five passes for 82 yards. His second reception of the afternoon, a 28-yard catch in the second quarter, is his 87th of the season, surpassing Mark Clayton (86 in 1988) as the Dolphins' single-season reception leader. McDuffie finishes the year with an NFL-high 90 receptions, the first Dolphin ever to lead the league in this category.

1999

- Jan. 2 – The Dolphins defeat the Buffalo Bills, 24-17, in an AFC First-Round Playoff game at Pro Player Stadium. It represents Miami's first playoff win since December 31, 1994, when they posted a 27-17 victory over the Kansas City Chiefs in a First-Round contest at Pro Player Stadium.
- Jan. 14 – Dave Wannstedt, head coach with the Chicago Bears from 1993-98, is named the Dolphins' assistant head coach.
- Jan. 21 – Paul Boudreau is named offensive line coach.
- March 2 – Eddie Jones signs a three-contract to remain as the team's President and Chief Operating Officer.
- June 15 – Dan Marino signs a two-year contract extension through 2001.
- Sept. 13 – The Dolphins defeat the two-time defending Super Bowl champion Denver Broncos, 38-21, in a season-opening Monday night game at Mile High Stadium. The win was the 300th during the regular season in Dolphins history.
- Oct. 10 – The Dolphins set a franchise record by posting 25 fourth-quarter points, and in the process erase a pair of nine-point deficits to earn a 34-31 triumph over the Colts at the RCA Dome. Quarterback Dan Marino throws a pair of touchdowns in the final period, including a two-yard strike to Oronde Gadsden with 27 seconds to play, lifting Miami to victory. It marks the 35th time in Marino's career that he has led the Dolphins back from a fourth-quarter deficit for a win.
- Oct. 17 – Dan Marino completes an eight-yard pass to Tony Martin in the first quarter against the New England Patriots at Foxboro Stadium. The completion, the first and only one of the game for Marino, puts him over the 60,000-yard passing plateau for his career, the only quarterback in NFL history to attain that mark. Marino leaves the game following the next series with a shoulder injury, forcing him to miss the next five contests. Damon Huard relieves Marino with the Dolphins trailing 7-0. After his first attempt in picked off and returned for a touchdown by Ty Law, Huard goes on to complete 24 of 42 passes for 240 yards with two touchdowns in leading the Dolphins to a 31-30 victory. The game-winning points occur on a five-yard TD pass to Stanley Pritchett with 23 seconds remaining in the game. The Dolphins become the first team in NFL history to win back-to-back road games when trailing by seven or more points after the third quarter.
- Dec. 5 – Former wide receiver Nat Moore becomes the 12th member of the Dolphin Honor Roll during halftime ceremonies against the Indianapolis Colts at Pro Player Stadium.
- Dec. 12 – Kicker Olindo Mare accounts for two field goals against the Jets at the Meadowlands. His first field goal of the game, a 24-yarder, was his 32nd of the season, breaking Pete Stoyanovich's club single-season records of 31, which Stoyanovich had set in 1991.

- Dec. 21 – Cornerback Sam Madison, kicker Olindo Mare and linebacker Zach Thomas are named to the AFC Pro Bowl squad, the first selection for all three. Madison becomes the first cornerback in team history to be voted to the Pro Bowl squad.
- Dec. 27 – Kicker Olindo Mare boots a 37-yard field goal against the Jets in a Monday night game at Pro Player Stadium. The field goal was his 38th of the season, as he became the NFL's single-season field goal leader, surpassing John Kasay, who had amassed 37 field goals with Carolina in 1996. Mare would finish the season with 39 field goals.

2000

- Jan. 9 – The Dolphins defeat the Seattle Seahawks, 20-17, in an AFC First-Round Playoff game at the Kingdome, the final football game at the stadium. The win is Miami's first road playoff victory since they defeated the Pittsburgh Steelers in the 1972 AFC Championship Game at Three Rivers Stadium. Quarterback Dan Marino completes 17 of 30 passes for 196 yards with one touchdown and no interceptions in the victory, in which he guides a late drive that leads to the game-winning touchdown with 4:48 remaining.
- Jan. 15 – The Dolphins drop a 62-7 decision to the Jacksonville Jaguars in an AFC Divisional Playoff game at ALLTEL Stadium. The contest is the final one in the playing career of quarterback Dan Marino and coaching career of Jimmy Johnson.
- Jan. 16 – Jimmy Johnson, the Dolphins' General Manager/Head Coach since 1996, retires. Dave Wannstedt, the team's Assistant Head Coach in 1999, is named Head Coach.
- Jan. 24 – Jim Bates is named defensive coordinator, replacing George Hill. Clarence Brooks is named defensive line coach, replacing Cary Godette.
- Feb. 1 – Chan Gailey, the Head Coach with the Dallas Cowboys from 1998-99, is named offensive coordinator, replacing Kippy Brown. Randy Shannon, a defensive assistant with the Dolphins from 1998-99, is promoted to linebackers coach.
- Feb. 7 – Mike Shula, the offensive coordinator with the Tampa Bay Buccaneers from 1996-99, re-joins the Dolphins as quarterbacks coach, replacing Larry Seiple. Shula previously had served as an assistant on Miami's coaching staff from 1991-92. Judd Garrett is named as an offensive assistant, and Robert Nunn is named as a defensive assistant.
- Feb. 10 – Quarterback Dan Marino, the Dolphins' first-round draft choice in 1983 and the NFL's all-time leading passer, voids the final two years of his contract, thus becoming a free agent.
- Mar. 13 – Dan Marino announces his retirement from professional football.
- Apr. 14 – The Dolphins unveil Dan Marino's permanent enclosed locker at the team's Nova Southeastern University training facility, the first of its kind in club history.
- May 3 – The Dolphins name Rick Spielman as Vice President-Player Personnel. Spielman had served as Director of Pro Personnel with the Chicago Bears since 1997.
- June 12 – Huizenga Holdings, Inc., the private company that represents many of the non-publicly traded business interests of the Huizenga family, announces that it retained the investment banking firm of Morgan Stanley Dean Whitter to explore strategic alternatives regarding the financial structure of the Miami Dolphins and Pro Player Stadium. Alternatives include the potential of additional investors in the team and the stadium, as well as naming rights for the stadium.
- Aug. 21 – The portion of N.W. 199 Street in front of Pro Player Stadium is re-named "Dan Marino Boulevard". The new address for the Dolphins' home becomes 2269 Dan Marino Boulevard.
- Aug. 23 – More than 50,000 fans show up at Pro Player Stadium for the public tribute to Dan Marino. The night's festivities include appearances by the five other members of the famed quarterback "Class of '83" – John Elway, Jim Kelly, Todd Blackledge, Tony Eason and Ken O'Brien – as well as former Dolphins Head Coach Don Shula and former Steelers quarterback Terry Bradshaw. The band "Hootie and the Blowfish" provide the musical entertainment, while the four-hour event concludes with a gala fireworks display.
- Sept. 3 – Jay Fiedler opens at quarterback in the Dolphins' season-opener against Seattle at Pro Player Stadium. Fiedler is the first quarterback to start on opening day for the Dolphins other than Dan Marino since 1983. Fiedler completes 15 of 24 passes for 134 yards with one touchdown and no interceptions in the Dolphins' 23-0 win, the third shutout victory on opening day in franchise history and the first since 1983.
- Sept. 17 – The Dolphins defeat the eventual Super Bowl champion Baltimore Ravens, 19-6, in a game that was played through a steady rain at Pro Player Stadium. At halftime of the game, former quarterback Dan Marino has his jersey No. 13 retired, the second Dolphin ever to receive that honor. He also becomes the 13th member of the Dolphin Honor Roll.

- Oct. 23 – On a Monday night at the Meadowlands, the Dolphins hold a commanding 30-7 fourth-quarter lead over the New York Jets. The Jets, however, post 30 of the 37 points scored in the fourth quarter to send the game into overtime, where John Hall ends the four hour, ten minute epic with a 40-yard field goal, 6:47 into the extra period. It is the largest comeback win ever against the Dolphins, while it also marks the longest game in the history of Monday Night Football.
- Dec. 24 – The Dolphins earn a 27-24 victory over the Patriots on Christmas Eve at Foxboro Stadium to claim the 12th AFC East title in club history and the first since 1994. Thirty-five minutes following the apparent conclusion of the game, both teams are summoned back onto the field after it is determined that three seconds still remain with the Patriots having the ball at their own 40. Michael Bishop's final pass attempt of the game falls incomplete at about the Dolphins' 25.
- Dec. 30 – The Dolphins erase a 14-0 third-quarter deficit by scoring 23 of the next 26 points en route to a 23-17 overtime win against the Colts in an AFC First-Round Playoff game at Pro Player Stadium. It marks the second-largest comeback win in Dolphins postseason annals. The winning points are scored on a 17-yard run by running back Lamar Smith with 3:34 to play in the first overtime. It caps a day in which Smith set an NFL playoff record with 40 rushing attempts. His 209 rushing yards is the second-highest figure in NFL playoff history and the most-ever by a Dolphin (regular season or postseason) at the time.

2001

- Jan. 6 – The Raiders defeat the Dolphins, 27-0, in a Divisional Playoff game in Oakland. It is the first time that Miami has been shutout in 38 postseason contests.
- Jan. 15 – Keith Armstrong is named special teams coach and Tony Wise is hired as offensive line coach.
- Jan. 27 – Former linebacker Nick Buoniconti, who anchored Miami's "No-Name" defense, leading the Dolphins to two straight Super Bowl victories, becomes the eighth former Dolphin to be elected into the Pro Football Hall of Fame, and the first defensive player.
- Feb. 2 – Head Coach Dave Wannstedt signs a one-year contract extension through the 2003 season.
- Mar. 1 – Bob Sanders is named linebackers coach, replacing Randy Shannon, who became the defensive coordinator at the University of Miami.
- May 9 – Vice President of Player Personnel Rick Spielman signs a one-year contract extension through the 2003 season. In addition, Ron Labadie is promoted to Director of College Scouting, after serving as the Dolphins' midwest scout since 1990. Tom Braatz, the team's Director of College Scouting since 1992, is named as a scout, and John Crea is named as the Dolphins' midwest area scout.
- June 4 – George Paton is named Director of Pro Personnel, replacing Tom Heckert, Jr., who was named Director of Player Personnel with the Philadelphia Eagles.
- Aug. 4 – Former linebacker Nick Buoniconti is inducted into the Pro Football Hall of Fame, the eighth Dolphin and first defensive player to earn that honor.
- Sept. 13 – In the wake of the September 11 terrorist attacks, the NFL announces that it will cancel games for the weekend of September 16-17. The Dolphins game against the Buffalo Bills at Pro Player Stadium is re-scheduled for Sunday, January 6.
- Dec. 10 – The Dolphins earn a resounding 41-6 victory over the Indianapolis Colts on a Monday night at Pro Player Stadium, the last game that these two teams would play as AFC East opponents, prior to realignment in 2002. For the Dolphins, it is their 36th victory on Monday Night Football, as they surpass San Francisco as the winningest team in MNF history.
- Dec. 16 – The Dolphins are handed a 21-0 shutout by the San Francisco 49ers at 3Com Park. Coupled with their 24-0 loss to the Jets at Pro Player Stadium on November 18, it marks just the third time in franchise history and the first time since 1970 that the Dolphins suffer two shutout losses in the same season.
- Dec. 22 – Playing their third game in 13 days, the Dolphins drop a 20-13 decision to the New England Patriots in the last regular season game ever played at Foxboro Stadium.
- Dec. 30 – With a 21-14 win over Atlanta at Pro Player Stadium, the Dolphins clinch their fifth playoff appearance in a row, as they become the only NFL team to reach the postseason in each of these five years, a span ranging from 1997-01.

2002

- Jan. 6 – In a game that was originally scheduled to be played on September 16, but cancelled because of terrorist attacks, the Dolphins clinch a home First-Round Playoff game with a 34-7 season ending win over Buffalo, just the fourth time in team history that the

- Dolphins have played a regular season game in the month of January. On the game's final play, Brock Marion picks off a Travis Brown pass and races 100 yards for a touchdown, as the Dolphins establish a club single-season record for interception returns for touchdowns (five) and defensive touchdowns (six).
- Jan. 28 – Bryan Wiedmeier is promoted to Executive Vice President and Chief Operating Officer and Rick Spielman is promoted to Senior Vice President – Football Operations/Player Personnel.
- Feb. 5 – The Dolphins name Norv Turner as their Assistant Head Coach/Offensive Coordinator, taking over from Chan Gailey, who had been named Head Coach at Georgia Tech. In addition to serving as Head Coach with the Washington Redskins from 1994-00, Turner also was the offensive coordinator with both Dallas (1991-93) and San Diego (2001).
- Feb. 13 – Head Coach Dave Wannstedt signs a one-year contract extension through the 2004 season.
- March 14 – The Dolphins and WQAM Radio sign a new two-year contract for the station to continue to serve as the team's flagship through 2003.
- June 5 – At the team's annual Kickoff Banquet, President Eddie Jones announces that former running back Larry Csonka will have his uniform jersey No. 39 retired during halftime ceremonies of the Dolphins' December 9 game against Chicago at Pro Player Stadium. Csonka will become the third player to receive this honor, joining QB Bob Griese (No. 12 on May 6, 1982) and QB Dan Marino (No. 13 on September 17, 2000).
- Sept. 8 – The Dolphins record their 11th consecutive opening day victory with a 49-21 decision over the Detroit Lions at Pro Player Stadium. Making his Dolphins debut, RB Ricky Williams rushes for 111 yards and two touchdowns on 20 carries, the fifth-highest rushing total by a player in his initial appearance as a Dolphin.
- Sept. 22 – The Dolphins snap an eight-game losing streak to the Jets with a convincing 30-3 win at Pro Player Stadium. The victory also marks the Dolphins' 17th straight at home during the regular season in the months of August/September. Ricky Williams rushes for 151 yards and a touchdown on 24 attempts, becoming the first player in team history to amass three straight 100-yard rushing games. Coupled with his 132-yard effort the previous week at Indianapolis, his two-game rushing total of 283 yards sets a new Dolphins record, surpassing the old mark of 273, which had been held by Bernie Parmalee since 1994. Williams will go on to break this two-game record three subsequent times during the course of the season.
- Oct. 13 – In their first of four prime-time appearances of the year, the Dolphins register a 24-22 win over the Denver Broncos in their first-ever visit to INVESCO Field at Mile High. Jason Elam's 55-yard field goal with 45 seconds to play gives Denver a 22-21 lead. Olindo Mare counters with a 53-yarder with six seconds remaining to lift the Dolphins to the victory. It marks the first time in NFL history that a kicker from each team has accounted for a field goal of 50 yards or longer with less than a minute to play in a game.
- Nov. 24 – Ricky Williams establishes a new club single-season standard with his sixth 100-yard rushing game of the season with a 143-yard, two-touchdown effort in a 30-3 victory over San Diego at Pro Player Stadium. He breaks the old mark of five, which was first set by Delvin Williams in 1978.
- Dec. 1 – In a 38-21 loss to the Bills in Buffalo, Ricky Williams further etches his name into the Dolphins' record book when he rushes for 228 yards and two touchdowns on 27 carries. This single-game total surpasses the previous record of 209 yards, set by Lamar Smith in a 2000 First-Round Playoff victory over Indianapolis. In the process, Williams also surpasses Delvin Williams' club single-season record of 1,258 yards, achieved in 1978. In addition, with Williams overtaking the 1,200-yard rushing mark, the conditional third-round draft choice in 2003 that the Dolphins sent to the Saints in the trade for Williams on March 8, now becomes a second-round pick.
- Dec. 9 – In a 27-9 victory over the Chicago Bears in a Monday night game at Pro Player Stadium, Ricky Williams becomes just the third player (fourth time) in NFL history to amass back-to-back 200-yard rushing games, as he runs for 216 yards and two touchdowns on 31 carries. He joins Hall of Famers O.J. Simpson (1973, 1976) and Earl Campbell (1980) as the only players to achieve this feat. His two-game rushing total of 444 yards is the fourth-most in NFL annals, while his 587 yards over the three-game span is third-most in league history. In the process, he breaks his own club record with his fourth consecutive 100-yard rushing performance. It also represents his fourth straight game with a pair of rushing scores. His total for the game gives him 1,500 yards for the season, as the second-round draft choice that the Saints get from the Dolphins as part of the trade now becomes a first-rounder in '03. At halftime of the game, former FB Larry Csonka has his jersey No. 39 retired, just the third Dolphin ever to receive that honor, joining quarterbacks Bob Griese (No. 12) and Dan Marino (No. 13).
- Dec. 21 – The Dolphins fall to the Vikings, 20-17, at the Hubert H. Humphrey Metrodome on a Saturday afternoon. A win would have secured the AFC East title for the Dolphins over the weekend as New England is defeated by the Jets on Sunday. Jason Taylor is

credited with 1.5 sacks as he ties Bill Stanfill's club single-season record for sacks with 18.5. He also extends his streak of consecutive games with a sack to eight. That streak will come to an end in the season finale the following week as he is shut out by the Patriots. Taylor's sack total leads the NFL in 2002, as he becomes the first Dolphin ever to achieve that feat.

- Dec. 29 – The Dolphins drop a 27-24 overtime decision to the Patriots in their first-ever visit to Gillette Stadium. The Patriots produce 11 points over the final 2:46 to send the game into overtime, where Adam Vinatieri's 35-yard field goal 2:03 into the extra period gives New England the victory. A win by the Dolphins would have given them the AFC East title. A win by the Jets over the Green Bay Packers later in the day makes the Jets the 2002 AFC East champions, thus eliminating the Dolphins from the playoffs for the first time since 1996. Ricky Williams rushes for 185 yards and two touchdowns on 31 attempts. His second score of the game occurs on a 14-yard run in the second quarter, his 16th rushing touchdown of the season as he establishes a new Dolphins single-season record for rushing touchdowns, surpassing the previous mark of 15 by Karim Abdul-Jabbar in 1997. Williams also finishes the year as the team's single-season leader for rushing yards (1,853), attempts (383), 100-yard rushing games (10) and total yards from scrimmage (2,216). His rushing total also leads the NFL, as he becomes the first Dolphin ever to earn that distinction.
-

2003

- Feb. 2 – Ricky Williams rushes for 56 yards and two touchdowns on 11 attempts, catches three passes for 18 yards while also forcing a fumble on special teams in the AFC's 45-20 victory over the NFC in the Pro Bowl in Honolulu. For his efforts, Williams is named the game's MVP, just the second Dolphin ever to win that honor, joining kicker Garo Yepremian who came away with the award in the 1974 game.
- Feb. 13 – The Dolphins name Glenn Pires as assistant defensive line coach, replacing Robert Nunn, who left to become defensive line coach with the Washington Redskins. Pires had spent the previous two seasons as linebackers coach with the Detroit Lions.
- May 2 – Tom Braatz, a veteran of 38 seasons as an NFL front office executive, announces his retirement. Braatz had joined the Dolphins in 1992 as Director of College Scouting and spent his final two years with the club as a college scout. Chris Grier, the team's southeast college scout the past three years, is promoted to national scout.
- May 4 – Former Dolphin David Woodley (1980-83), an eighth-round draft choice in 1980 who started at quarterback for the Dolphins in Super Bowl XVII against Washington, passes away in his hometown of Shreveport, La.
- May 9 – Quarterbacks Coach Mike Shula, who played quarterback at the University of Alabama from 1983-86, is introduced as the school's head coach.
- June 28 – At a press conference, it is announced that former wide receivers Mark Duper and Mark Clayton, popularly known as the "Marks Brothers", will be inducted into the Dolphin Honor Roll at halftime of a December 15 game against the Philadelphia Eagles at Pro Player Stadium.
- Oct. 27 – The Dolphins record a 26-10 victory over the San Diego Chargers in a Monday night game at Sun Devil Stadium in Tempe, Arizona. The game originally was scheduled to be played at Qualcomm Stadium in San Diego, but is moved because of wildfires that devastate Southern California. After arriving in San Diego Sunday evening, the Dolphins board a flight to Phoenix the morning of the game, at approximately 11:00 a.m. (PT).
- Nov. 23 – In a Sunday night game against Washington at Pro Player Stadium, the Dolphins don orange jerseys in a 24-23 win over the Redskins. It is the first time in franchise history that the Dolphins have worn a jersey color other than white or aqua.
- Nov. 27 – The Dolphins improve their Thanksgiving Day record to 4-1 with a 40-21 victory over the Dallas Cowboys at Texas Stadium. The Dolphins wear their "throwback" jerseys, commemorating the 30th anniversary of the 1973 team that captured the club's second straight Super Bowl title.
- Dec. 15 – At halftime of a 34-27 loss to Philadelphia at Pro Player Stadium, former wide receivers Mark Duper and Mark Clayton become the 14th and 15th members of the Dolphin Honor Roll.
- Dec. 21 – In a 20-3 win over the Buffalo Bills at Ralph Wilson Stadium, DE Jason Taylor registers three sacks, and in the process becomes the Dolphins' all-time sack leader, surpassing Bill Stanfill, whose mark of 67.5 had stood since 1976.
- Dec. 29 – Owner H. Wayne Huizenga announces that the Dolphins will restructure their football operations for the 2004 season, including the search for a General Manager who will be responsible for all personnel matters on both the professional and college levels, as well as the makeup of the Dolphins roster. Head Coach Dave Wannstedt is given a two-year contract extension through the 2006 season.
-

2004

- Jan. 12 – Rick Spielman is promoted to General Manager from Senior Vice President-Football Operations/Player Personnel, a position in which he had served since 2002. He first joined the club as Vice President-Player Personnel since 2000. In addition, Dan Marino is named Senior Vice President/Football Operations.
- Jan. 26 – Joel Collier is promoted to offensive coordinator from running backs coach. He takes over the spot which became vacant when Norv Turner was named Head Coach with the Oakland Raiders. Marc Trestman, who had been with the Raiders each of the previous three seasons, including the last two as offensive coordinator, is named assistant head coach/quarterbacks. Miami native Jerry Sullivan is appointed wide receivers coach after spending each of the previous three seasons with the Arizona Cardinals, including 2003 as the team's offensive coordinator.
- Feb. 2 – Bernie Parmalee is promoted to running backs coach from assistant special teams/offensive assistant, while Chris Foerster is named tight ends coach after handling that same position with the Indianapolis Colts each of the previous two seasons.
- Feb. 3 – Dan Marino resigns as Senior Vice President/Football Operations, saying, "I knew it would involve a significant lifestyle change but after further reflection, it became clear that those adjustments were ones that my family and I are not prepared to make at this time. As a result, I have decided that it would not be in the best interests of either my family or the Miami Dolphins to assume the role as the team's Senior Vice President of Football Operations."
- May 10 – Head Coach Dave Wannstedt announces several adjustments to the coaching staff for the 2004 season. Chris Foerster, who was hired earlier in the offseason to coach the team's tight ends, was named offensive coordinator. Joel Collier will return to coaching the running backs, a position that he had held since 1998. Bernie Parmalee, who had been named running backs coach in the offseason following two years as an offensive assistant, will tutor the Dolphins' tight ends. These changes were necessitated because of health-related reasons on the part of Collier.
- July 25 – Running back Ricky Williams informs the Miami Herald of his intention of retiring from professional football.
- July 30 – On the day the Dolphins report for the 39th training camp in franchise history, the club places Ricky Williams on its Reserve/Did Not Report list.
- Sept. 9 – Because of the threat of Hurricane Ivan, the Dolphins regular season opener against Tennessee is moved up one day, from September 12 to September 11, at Pro Player Stadium.
- Sept. 26 – Kickoff for the Dolphins-Steelers game at Pro Player Stadium is moved from 1:00 p.m. to 8:30 p.m., one day after South Florida feels the effects of Hurricane Jeanne.
- Oct. 10 – Kicker Olindo Mare aggravates a calf injury during pre-game warm-ups prior to a game against New England at Gillette Stadium. It thrusts return man Wes Welker into kicking duties. Not only did Welker perform his usual punt and kickoff return chores, but he also converted both a 29-yard field goal attempt and a PAT, and kicked off as well, becoming the first player in NFL history to do all five in the same game. Although the Dolphins lost, 24-10, Welker was named AFC Special Teams Player of the Week.
- Nov. 9 – Dave Wannstedt steps aside as head coach. Defensive coordinator Jim Bates takes over on an interim basis.
- Nov. 21 – In Jim Bates' first game as head coach, the Dolphins suffer a 24-17 loss at Seattle, dropping their record to 1-9, clinching the franchise's first losing season since 1988.
- Nov. 28 – After spending the entire week in San Francisco preparing for their game against the 49ers, the Dolphins give Jim Bates his first win as an NFL head coach by virtue of their 24-17 victory at Monster Park.
- Dec. 25 – While in Orlando, Fla., preparing for his team's Capital One Bowl game against Iowa, LSU Head Coach Nick Saban announces that he will accept an offer to become the sixth head coach in Dolphins history.
- Dec. 27 – Nick Saban signs a five-year contract to become head coach of the Dolphins.

2005

- Jan. 10 – Owner H. Wayne Huizenga announces major organizational and stadium changes through the creation of an innovative sports and entertainment company, Dolphins Enterprises, LLC. This company now will serve as an umbrella for all of the Huizenga sports and entertainment entities. In addition, Pro Player Stadium is re-named Dolphins Stadium. Improvements to the stadium include a remodeled club level and luxury suites, improved traffic flow, additional parking and state-of-art scoreboards.

- Jan. 10 – Derek Dooley, Will Muschamp and Bobby Williams, all of whom were on Nick Saban's staff at LSU in 2004, are named as assistants on the Dolphins' staff. Scott O'Brien, the special teams coach with Carolina the past six seasons, is named Coordinator of Football Operations. Jim Bates informs Nick Saban that he will not be returning to the Dolphins' coaching staff in 2005.
- Jan. 13 – Former Dallas Cowboys and NFL executive Joe Bailey is named Chief Executive Officer of Dolphins Enterprises, LLC.
- Jan. 19 – Former Minnesota Vikings offensive coordinator Scott Linehan is named to the same post with the Dolphins. George Edwards, Travis Jones and Dan Quinn all are named assistants on the defensive side of the ball.
- Jan. 25 – Charlie Baggett is named wide receivers coach and Hudson Houck is named offensive line coach. Baggett had held the same position with the Minnesota Vikings for the previous five seasons, while Houck had tutored the offensive line of the San Diego Chargers since 2002.
- Feb. 2 – Jason Garrett, who concluded his 12-year career as a player by spending the final six games of 2004 with the Dolphins, is named the team's quarterbacks coach.
- Feb. 5 – In his first year of eligibility, former quarterback Dan Marino is one of four elected into the Pro Football Hall of Fame, becoming the ninth former Dolphin to earn this honor.
- Feb. 14 – Tim Davis is named assistant offensive line coach and Bert Hill is named associate strength coach.
- March 1 – Richard Smith is named defensive coordinator. Smith had been the assistant head coach/linebackers with the Detroit Lions for the past two seasons. In addition, Dolphins Head Coach Nick Saban announces the assignments of several coaches who had previously been hired to the staff; Derek Dooley-tight ends, George Edwards-linebackers, Travis Jones-assistant defensive line, Will Muschamp-assistant head coach/defense, Dan Quinn-defensive line, Bobby Williams-running backs. Among his responsibilities, Muschamp will work with the team's safeties and the nickel package.
- March 15 – The Dolphins enter into a multi-year partnership with 790 The Ticket, in which the station will serve as the team's flagship through at least the 2006 season.
- June 3 – General Manager Rick Spielman announces that he is leaving the organization.
- June 6 – The Dolphins announce the hiring of Randy Mueller as general manager.
- June 8 – The Dolphins waive/fail physical DT Tim Bowens, the team's first-round draft choice in 1994, paving the way for him to retire as a Dolphin. Bowens had been the last tie to the Don Shula-era. At the team's annual Awards Banquet, it is announced that the Leadership Award is renamed the "Don Shula Leadership Award." In addition, former team President Eddie Jones is named the first winner of the new "Winning Edge Award."
- June 9 – Former tackle Richmond Webb signs a one-day contract with the team, allowing him to retire as a Dolphin.
- July 14 – Former wide receiver Nat Moore is added to the Dolphins radio broadcast team on 790 The Ticket as the sideline reporter. He joins fellow former Dolphins Jimmy Cefalo (play-by-play) and Joe Rose (analyst), as the Dolphins become the only NFL team to have three alumni on their game broadcasts.
- Aug. 7 – QB Dan Marino becomes the ninth former Dolphin and eighth player to be inducted into the Pro Football Hall of Fame in Canton. More than 20,000 – most of whom were Marino fans – pack Fawcett Stadium. Dolphins owner H. Wayne Huizenga flies team employees and their families to Canton for the ceremonies.
- Oct. 6 – Dolphins Stadium is awarded Super Bowl XLIV following the 2009 season, the second time in a matter of four years and the 10th time overall that the Super Bowl will have been staged in South Florida.
- Oct. 7 – The Dolphins announce that the busts of their nine Hall of Famers will be on display at Dolphins Stadium from October 22-29 as part of the newly created "Gallery of Legends."
- Oct. 20 – The impending arrival of Hurricane Wilma forces the Dolphins to move their Sunday, October 23 home game against the Kansas City Chiefs up two days to Friday, October 21 at 7:00 p.m. It is the third time in two years that the Dolphins have had either the date or time of a home game altered because of a hurricane. The opening of the "Gallery of Legends," slated for October 22, also is postponed.
- Nov. 2 – The "Gallery of Legends" makes its public debut at Dolphins Stadium.
- Nov. 6 – At halftime of the Dolphins' game against the Atlanta Falcons at Dolphins Stadium, Dan Marino is presented with his Hall of Fame ring, an event that originally was scheduled to take place at the October 23 game against Kansas City, but postponed because of Hurricane Wilma.
- Dec. 4 – Trailing the Buffalo Bills 21-0 in the second quarter, the Dolphins go on to score 24 of the game's next 26 points, including 21 in the fourth quarter, as they register the second-

largest comeback win in team history, 24-23. Chris Chambers highlights the victory as he sets Dolphins single-game records for both receptions (15) and receiving yards (238).

- Dec. 11 – The Dolphins earn a 23-21 victory over the San Diego Chargers at Qualcomm Stadium. It marks Miami's second win on the West Coast in a matter of three weeks, as they recorded a 33-21 victory over the Raiders in Oakland on November 27. It is the first time in team history that they have won two road games in the Pacific Time Zone in the same season.
- Dec. 21 – WR Chris Chambers, DE Jason Taylor and LB Zach Thomas are named to the AFC Pro Bowl squad. For Thomas, it is the sixth selection of his career, the most of any defender in Dolphins history.

2006

- Jan. 10 – Bryan Wiedmeier is elevated to President/COO of the Miami Dolphins. Wiedmeier had served the club since 1981, including the last four years as Executive Vice President/COO.
- Jan. 22 – Former Buffalo Bills Head Coach Mike Mularkey is named offensive coordinator, taking over for Scott Linehan, who after just one year in his post with the Dolphins, was named head coach with the St. Louis Rams.
- Jan. 24 – Former Carolina Panthers and Houston Texans Head Coach Dom Capers joins the Dolphins staff as a special assistant to Head Coach Nick Saban.
- Apr. 8 – In conjunction with Season Ticket Holder Appreciation Day, Dolphins Enterprises CEO Joe Bailey announces a major repositioning of Dolphins Stadium. Anchored by the unveiling of a new stadium logo and the world's largest hi-definition video boards, the announcement included renaming the stadium "Dolphin Stadium" and a marketing strategy that will position the stadium to be one of the world's leading sports and entertainment facilities.
- Apr. 25 – The NFL announces that running back Ricky Williams will be suspended for at least one year for violating the league's substance abuse policy.
- Nov. 19 – Jason Taylor scores on a 51-yard interception return to lead the Dolphins to a 24-20 win over the Minnesota Vikings at Dolphin Stadium. Taylor's touchdown is the seventh of his career, which ties George Martin's NFL record for most career touchdowns by a defensive lineman. Taylor's interception return for a score, coupled with safety Renaldo Hill's 48-yard fumble return for a touchdown, marks just the second time in franchise history that the Dolphins have had a fumble return for a touchdown and an interception return for a touchdown in the same game.
- Dec. 3 – At halftime ceremonies of a 24-10 loss to Jacksonville at Dolphin Stadium, former safety Dick Anderson becomes the 16th member of the Dolphin Honor Roll.
- Dec. 19 – Linebacker Zach Thomas and defensive end Jason Taylor are named to the AFC Pro Bowl squad. For Thomas, it is the seventh such honor of his career, tying him with Richmond Webb for the second-most selections in franchise history. It is the fifth time that Taylor has been chosen, tying him for the second-most selections for a Dolphins defender.
- Dec. 25 – At halftime ceremonies of a 13-10 loss to the Jets at Dolphin Stadium, former tackle Richmond Webb becomes the 17th member of the Dolphin Honor Roll.

2007

- Jan. 3 – Head Coach Nick Saban resigns his post with the Dolphins after accepting the same position at University of Alabama.
- Jan. 5 – Defensive end Jason Taylor is named the Associated Press Defensive Player of the Year, becoming the third Dolphin to earn that honor, joining safety Dick Anderson (1973) and defensive end Doug Betters (1983).
- Jan. 19 – Cam Cameron, the offensive coordinator with the San Diego Chargers since 2002, is named the seventh head coach in Dolphins history.
- Feb. 2 – At an international press conference at the Miami Beach Convention Center, it is announced that the Dolphins will take part in the first-ever NFL regular season game to be staged outside of North America, as they will face the New York Giants on October 28, 2007 at London's Wembley Stadium.
- Mar. 16 – Dennis Sym, more commonly known to Dolphins Fans as "Dolfan Denny" dies at the age of 72. Sym led Miami crowds in cheers and chants in his glittering orange and aqua hat from the Dolphins' first game in 1966, starting in the stands. In 1976, then team owner Joe Robbie asked Denny to move down to the field as the team's official motivator. Sym retired in 2000.
- Apr. 23 – WQAM Radio enters into an agreement with the Dolphins to air Dolphins games once again, starting in 2007 and running through at least 2009.
- Oct. 7 – Jason Taylor starts his 119th straight game in a matchup against the Texans at Houston's Reliant Stadium, setting a new Dolphins record, one that was formerly held by Richmond Webb.

- Oct. 21 – In a 49-28 loss to the New England Patriots at Dolphin Stadium, Jason Taylor intercepts a Matt Cassel pass and returns it 36 yards for a TD, giving him eight career touchdowns. In the process, he sets an NFL record for most career touchdowns by a defensive lineman. He had been tied with former New York Giant George Martin.
- Dec. 16 – Three plays after Matt Stover misses a 44-yard field goal attempt on the first possession of overtime, Cleo Lemon hits Greg Camarillo, who outraces a Ravens secondary for a 64-yard touchdown, as the Dolphins record a 22-16 victory over Baltimore at Dolphin Stadium, their lone win of 2007. At halftime of the game, the Dolphins honor their 1972 Perfect Season Team, who is celebrating its 35th anniversary of having gone 17-0.
- Dec. 18 – Jason Taylor is selected to the AFC Pro Bowl squad, the sixth such honor of his career and his fourth in a row.
- Dec. 20 – Bill Parcells, a head coach in the NFL for 19 years, most recently with Dallas in 2006 and whose teams reached the Super Bowl three times, including a pair of championships, is named the Dolphins' Executive Vice President of Football Operations.
- Dec. 23 – Jason Taylor plays in his 129th straight league game in a contest against the Patriots at Foxborough Stadium, establishing a new Dolphins record, one that was formerly held by Jim Langer.
- Dec. 31 – It is announced that General Manager Randy Mueller will be leaving the club.

2008

- Jan. 2 – Jeff Ireland, a member of the Dallas Cowboys personnel department since 2001, including the past three seasons as Vice President of College Scouting, is named General Manager.
- Jan. 3 – Head Coach Cam Cameron and all but two members of his staff (George Edwards, Steve Hoffman) are released from their duties.
- Jan. 16 – Tony Sparano, a veteran of nine seasons as an NFL assistant, including the past four with the Dallas Cowboys, is named the eighth head coach in Dolphins history.
- Feb. 3 – Just prior to kickoff of Super Bowl XLII between the Patriots and Giants at University of Phoenix Stadium, Jason Taylor is named the Walter Payton NFL Man of the Year for his work off the field. He becomes the third player to win this prestigious award as a Dolphin, joining a pair of Hall of Famers in Dwight Stephenson (1985) and Dan Marino (1998).
- Feb. 22 – Owner Wayne Huizenga announces that Stephen M. Ross of New York and Palm Beach has become a 50 percent partner in the franchise, the stadium and the surrounding developable land. The transaction is contingent upon approval of the National Football League.
- March 31 – At the NFL Annual Meeting in Palm Beach, Fla., the league's owners unanimously approve the sale of 50 percent of the Miami Dolphins to Stephen M. Ross.
- Apr. 22 – Owning the No. 1 pick in the NFL Draft for the first time in team history, the Dolphins sign University of Michigan tackle Jake Long to a multi-year contract, making him the top pick in the draft, four days before the first day of the draft (April 26).
- Sept. 21 – The Dolphins defeat the New England Patriots, 38-13, at Gillette Stadium, snapping the Patriots' 19-game winning streak in the regular season. In the game, the Dolphins unveil their Wildcat offense, which produces four touchdowns, each of which involved Ronnie Brown. They included three rushing scores while he also threw for a touchdown. Brown racked up four rushing scores overall on the afternoon, a new Dolphins record.
- Dec. 7 – The Dolphins and Bills take part in the NFL's first-ever regular season game staged in Canada, as the Dolphins record a 16-3 victory at the Rogers Centre in Toronto.
- Dec. 14 – At halftime of a 14-9 win over San Francisco at Dolphin Stadium, Bob Baumhower and Doug Betters become the 18th and 19th members of the Dolphin Honor Roll during halftime ceremonies.
- Dec. 21 – The Dolphins rack up 403 yards of total offense en route to a 38-31 victory over the Kansas City Chiefs at Arrowhead Stadium. It's a game in which the lead changed hands seven times. The mercury at kickoff read 10 degrees, making it the coldest game in Dolphins history. With a wind chill, the temperature was minus-12 degrees.
- Dec. 28 – The Dolphins cap a 10-game turnaround from 2007 with a 24-17 victory over the Jets at the Meadowlands, giving the Dolphins a record of 11-5 and the AFC East title, just one year after finishing 1-15. The 10-game improvement ties the 1999 Indianapolis Colts for the largest in NFL history.
- Dec. 30 – The National Football League announces that Dolphin Stadium will be the first venue in recent history to host the Pro Bowl outside of Hawaii following the 2009 season. The 2010 Pro Bowl will be the first played prior to the Super Bowl and only the second Pro

Bowl played in the same city as the Super Bowl. The Los Angeles Coliseum hosted the first Super Bowl on January 15, 1967, and the Pro Bowl the following week. The 2010 Pro Bowl will be played on Sunday, January 31, 2010 and televised live on ESPN at 8:00 p.m. ET from Dolphin Stadium, also the site of Super Bowl XLIV a week later on Sunday, February 7.

2009

- Jan. 15 – Dave DeGuglielmo is named offensive line coach. DeGuglielmo comes to the Dolphins with 18 years of coaching experience, including spending the previous five seasons with the New York Giants.
- Jan. 20 – Wayne Huizenga and Stephen M. Ross jointly announce that Ross has closed on the purchase of an additional 45 percent of the Miami Dolphins and Dolphin Stadium. Coupled with his earlier purchase of 50 percent of the franchise, the stadium, and the excess developable land last February 22, Ross now has 95 percent ownership of the Dolphins and the stadium while Huizenga will retain a 5 percent share of both and remains a 50 percent partner in that land.
- Jan. 20 – Rookie tackle Jake Long is added to the AFC Pro Bowl squad. He becomes just the fourth No. 1 overall pick in the draft to earn this honor since 1970, and the first one who was not a running back.
- Feb. 21 – Darren Rizzi is named assistant special teams coach. Rizzi joins the Dolphins after spending the 2008 season as the head coach at the University of Rhode Island.
- May 3 – Michael Dee is named as Chief Executive Officer of the Miami Dolphins and Dolphin Stadium by Dolphins Owner and Managing General Partner Stephen M. Ross. Dee is responsible for the business development and growth of both entities and to position the team and the stadium in the forefront of the sports and entertainment field. Dee joins the Dolphins after 14 years in Major League Baseball, including the last five as Chief Operating Officer of the Boston Red Sox.
- May 8 – Owner and Managing General Partner of the Miami Dolphins, Stephen M. Ross, and celebrated singer songwriter Jimmy Buffett announce that Dolphin Stadium will be renamed Land Shark Stadium. The unique branding brings Buffett's Margaritaville and Land Shark themes to enhance the game-day experience. To mark the announcement, Buffett performs three songs and unveils the new lyrics to his iconic song "FINS", written expressly for the team.
- June 25 – Stephen M. Ross, Owner and Managing General Partner of the Miami Dolphins, announces that 19-time Grammy Award-winning producer Emilio Estefan and international superstar Gloria Estefan are joining the organization as limited partners of the franchise. The Estefans are the first Cuban-Americans to hold an ownership stake in an NFL franchise and one of the few Hispanics league-wide to hold this unique distinction.
- July 21 – Owner and Managing General Partner of the Miami Dolphins, Stephen M. Ross announces that Grammy Award-winning singer/songwriter Marc Anthony is joining the organization as a limited partner of the franchise.
- Aug. 7 – Miami Dolphins owner Stephen Ross announces that world-renowned artist Romero Britto will bring Land Shark Stadium alive through his iconic art. The stadium's helixes and gate entrances will be adorned by Britto's high-energy and vibrant art, adding life and a touch of South Florida to the venue. In connection with the Dolphins celebration of Hispanic Heritage Month, children from various community organizations under the Brazilian artist's direction help paint the helixes with Britto's pulsating colors and pop themes.
- Aug. 25 – Owner and Managing General Partner of the Miami Dolphins, Stephen M. Ross announces that Venus and Serena Williams, who have 18 Grand Slam tennis singles titles combined and are residents of Palm Beach Gardens, are joining the organization as limited partners of the franchise. The Williams sisters are the first female African-Americans to hold an ownership stake in a NFL franchise and one of the few African-Americans league-wide to hold this unique distinction.
- Sept. 21 – The Dolphins open the 2009 home schedule with a prime time Monday night ESPN contest against the Indianapolis Colts, marking the team's first prime time home opener since a Thursday night against the Pittsburgh Steelers on September 10, 1981 and the first home opener on Monday night since September 22, 1975 against the Oakland Raiders.
- Oct. 12 – For the third time in team history (all in home prime time games), the Dolphins wear orange jerseys and defeat the New York Jets, 31-27, at Land Shark Stadium in a Monday Night contest. The win gives the Dolphins a perfect 3-0 record in those contests, having defeated the Washington Redskins, 24-23, on Nov. 23, 2008, and the New England Patriots, 29-28, on Dec. 20, 2004.
- Oct. 13 – The National Football League approves Stacy Ann Ferguson as a proposed limited partner of the franchise during the NFL Fall Meetings that were held in Boston. Ferguson, who is better known by the stage name 'Fergie', the female vocalist of the hip hop/pop

group the Black Eyed Peas, is the sixth celebrity partner approved by the NFL and added to the franchise by Owner and Managing General Partner, Stephen M. Ross.

- Nov. 1 – In the Dolphins' 30-25 victory over the New York Jets at Giants Stadium, Ted Ginn, Jr. becomes the first player in NFL history with two touchdowns of 100 yards or more in the same game, running kickoffs back 100 and 101 yards for touchdowns, both in the third quarter. The third-year veteran also becomes the eighth player in NFL history with two kick return touchdowns in a game. Additionally, Ginn becomes the first player to record two returns for touchdowns in the same quarter since Green Bay's Travis Williams accomplished the feat November 12, 1967 vs. the Cleveland Browns in Milwaukee County Stadium. Ginn also records the second most kickoff return yards in a game in NFL history with 299 yards, which is second to Tyrone Hughes of the New Orleans Saints who registered 304 yards against the L.A. Rams on October 23, 1994.
- Dec. 20 – Ricky Williams has 19 carries for 80 yards at Tennessee, eclipsing the 1,000-yard mark for the season. Williams finishes the season with 1,121 rushing yards and breaks the NFL record for longest span between 1,000-yard seasons. Williams' last 1,000-yard season came in 2003, six seasons earlier. He finished second to Ernest Byner by 98 yards for the most yards in a single season between 1,000 yard rushing seasons.
- Dec. 29 – Tackle Jake Long is voted as a starter at tackle on the AFC Pro Bowl team. He was later forced to miss the game due to injury.

2010

- Jan. 19 – Bill Sheridan is named linebackers coach. Sheridan joins the Dolphins after spending the 2009 season as the defensive coordinator of the New York Giants.
- Jan. 20 – Mike Nolan is named defensive coordinator, replacing Paul Pasqualoni, after spending the 2009 season as the defensive coordinator of the Denver Broncos.
- Jan. 20 – The Miami Dolphins and the U.S. division of Sun Life Financial Inc. (NYSE: SLF, TSX: SLF) announce a multi-dimensional partnership that results in the team playing in what is now called "Sun Life Stadium." In addition to acquiring naming and sponsorship rights, which go into effect for the upcoming Pro Bowl and Super Bowl, Sun Life Financial, a leading international financial services organization, will make Miami and South Florida a major part of a multi-city philanthropic endeavor through an annual partnership with the Miami Dolphins Foundation.
- Jan. 25 – Safety Yeremiah Bell is named to the AFC Pro Bowl roster. The selection is the first for Bell in his career, replacing Indianapolis Colts safety Antoine Behea, who would play in the Super Bowl.
- Jan. 26 – Kicker Dan Carpenter is named to the AFC Pro Bowl roster. The selection is the first for Carpenter in his career as he replaces San Diego Chargers kicker Nate Kaeding.
- Jan. 31 – The Miami Dolphins unveil the "Perfect Moment in Time" statue in honor of Hall of Fame Coach Don Shula. The bronze statue adorns the entrance of the new Dolphins corporate headquarters at Sun Life Stadium, marking the return of the Dolphins front office to Miami-Dade County after 16 years. In addition, the stadium address is announced as 347 Don Shula Drive in honor of the head coach's career victory total.
- Jan. 31 – The 2010 Pro Bowl, the first contested prior to the Super Bowl and only the second Pro Bowl played in the same city as the Super Bowl, is staged at newly named Sun Life Stadium. Houston Texans quarterback Matt Schaub is named the games' MVP after an impressive performance 13 of 17 for 189 yards and two touchdowns while leading the AFC to a 41-34 win.
- Feb. 7 – The New Orleans Saints rally with 15 unanswered points in the fourth quarter to defeat the Indianapolis Colts, 31-17, to win Super Bowl XLIV. It is the tenth Super Bowl held in Miami at the home stadium of the Miami Dolphins: the newly named Sun Life Stadium had hosted four previous Super Bowls (XXIII, XXIX, XXXIII, and XLI) and five were played in the Miami Orange Bowl (II, III, V, X, XIII). The game is broadcast live on CBS, with the National Anthem sung by Carrie Underwood and the halftime show featuring the British rock band The Who.
- Feb. 24 – Joe Danna is named assistant defensive backs coach. Danna joins the Dolphins after spending the 2009 season with the Atlanta Falcons as a defensive assistant.
- Mar. 1 – The Dolphins announce a six-year radio broadcast rights partnership with Clear Channel Communications that results in WBGG (105.9 FM) and WINZ (940 AM) becoming the Dolphins flagship stations.
- May 20 – In an emotional press conference, Zach Thomas announces his retirement after signing a free agent contract with the Dolphins. It allows him to finish his career with the team that he played for in his first 12 seasons in the league (1996-2007), making seven Pro Bowls and registering 100 or more tackles in all but one season in that span.

PLAYOFF HISTORY

1970 AFC PLAYOFF

RAIDERS 21, DOLPHINS 14
December 27, 1970

Oakland-Alameda County Coliseum
Oakland, CA

Oakland quarterback Daryle Lamonica unloaded an 82-yard touchdown pass to Rod Sherman with 9:34 left to play as Oakland spoiled the Dolphins' first appearance in the playoffs, 21-14, on a field oozing with mud. The Dolphins, who had won six consecutive games to finish the season 10-4 and gain a wild-card berth, took a 7-0 lead in the second quarter when Bob Griese fired a 16-yard strike to Paul Warfield in the end zone. Lamonica matched that TD with a 22-yard toss to Fred Biletnikoff only 1:50 before halftime. Raiders right cornerback Willie Brown intercepted a wet and wobbly pass by Griese and fled 50 yards along the sideline for the tie-breaking TD. It came minutes after Jake Scott recovered an Oakland fumble at the Miami 10-yard line. The heave to Sherman was insurance. Only three plays earlier, Dolphins kicker Garo Yepremian missed a 24-yard field goal attempt for the second time in the game. Oakland's George Blanda also missed a 23-yarder.

MIAMI	0	7	0	7	-	14
OAKLAND	0	7	7	7	-	21

M – Warfield, 16 pass from Griese (Yepremian kick)	2/19	2- 3:31
O – Biletnikoff, 22 pass from Lamonica (Blanda kick)	8/62	2-13:10
O – Brown, 50 interception return (Blanda kick)		3-12:26
O – Sherman, 82 pass from Lamonica (Blanda kick)	3/80	4- 5:26
M – W. Richardson, 7 pass from Griese (Yepremian kick)	9/69	4-10:32

ATT. – 54,401

	Miami	Oakland
First Downs Total-Rush.-Pass.-Pen.	16-5-9-2	12-5-7-0
Total Yards-Plays-Average	242-63-3.5	301-52-5.8
Rushes-Yards-Average	33-118-3.6	36-114-3.2
Net Yards Passing-Times Thrown-Yards Lost	124-3-31	187-0-0
Passes Attempted-Completed-Intercepted	27-13-1	16-8-0
Punts/Number-Average	5-39.2	4-32.2
Penalties/Number-Yards	0-0	4-30
Fumbles/Number-Lost	2-0	4-2

INDIVIDUAL STATISTICS

RUSHING – Miami: Kiick 14-64; Morris 8-29; Csonka 10-23; Griese 1-2.

Oakland: Hubbard 18-58; Smith 9-37; Dixon 8-31; Banaszak 1-(-6).

PASSING – Miami: Griese 27-13-1, 155 yards, 2 TDs.

Oakland: Lamonica 16-8-0, 187 yards, 2 TDs.

RECEIVING – Miami: Warfield 4-62, 1 TD; Kiick 4-34; W. Richardson 2-30, 1 TD; Morris 2-15; Twilley 1-14.

Oakland: Biletnikoff 3-46, 1 TD; Chester 2-47; Sherman 1-82, 1 TD; Smith 1-9; Dixon 1-3.

INTERCEPTIONS – Miami: None.

Oakland: Brown 1-50, 1 TD.

SACKS – Miami: None.

Oakland: Hilton 1; Curtis 1; Miller 1.

MISSED FIELD GOALS – Miami: Yepremian 24(WR), 24(S).

Oakland: Blanda 23(S).

1971 AFC PLAYOFF

DOLPHINS 27, CHIEFS 24 (2 OTs)
December 25, 1971

Kansas City Municipal Stadium
Kansas City, MO

Garo Yepremian ended 82 minutes and 40 seconds of an epic struggle by booting a 37-yard field goal with 7:40 elapsed in the second overtime, lifting the Dolphins past Kansas City, 27-24, on Christmas Day. The Dolphins battled from behind three times to tie the AFC West champions, the third time on Bob Griese's five-yard pass to tight end Marv Fleming with 96 seconds remaining in regulation. Kansas City running back Ed Podolak, who amassed 350 yards of all-purpose running, returned the ensuing kickoff 78 yards to the Dolphin 22 where Curtis Johnson missed a desperation tackle. With 35 seconds on the clock, Jan Stenerud missed a 32-yard field-goal try. Stenerud had a 42-yarder blocked by Nick Buoniconti in the fifth quarter, and Yepremian was short with a 45-yard effort. But Larry Csonka crashed 29 yards to the Chiefs 36, and that put Yepremian, the NFL's scoring leader, in position to win it. Goal posts were on the goal line; in 1974 the uprights were moved to the end line.

MIAMI	0	10	7	7	0	3	-	27
KANSAS CITY	10	0	7	7	0	0	-	24

KC	–	FG Stenerud 24	9/40	1- 6:06
KC	–	Podolak, 7 pass from Dawson (Stenerud kick)	6/35	1-11:31
M	–	Csonka, 1 run (Yepreman kick)	9/80	2- 2:22
M	–	FG Yepreman 14	4/5	2-14:47
KC	–	Otis, 1 run (Stenerud kick)	14/75	3- 9:44
M	–	Kiick, 1 run (Yepreman kick)	8/71	3-14:00
KC	–	Podolak, 3 run (Stenerud kick)	6/91	4- 8:14
M	–	Fleming, 5 pass from Griese (Yepreman kick)	9/71	4-13:24
M	–	FG Yepreman 37	6/40	2nd OT- 7:40

ATT. – 45,822

	Miami	Kansas City
First Downs/Total-Rush.-Pass.-Pen.	22-6-14-2	23-13-10-0
Total Yards-Plays-Average	407-78-5.2	451-71-6.4
Rushes-Yards-Average	43-144-3.4	44-213-4.8
Net Yards Passing-Times Thrown-Yards Lost	263-0-0	238-1-8
Passes Attempted-Completed-Intercepted	35-20-2	26-18-2
Punts/Number-Average	6-40-0	2-51-0
Penalties/Number-Yards	5-26	6-44
Fumbles/Number-Lost	1-0	3-2

INDIVIDUAL STATISTICS

RUSHING – Miami: Csonka 24-86, 1 TD; Kiick 15-56, 1 TD; Griese 2-9; Warfield 2-(-7).

Kansas City: Hayes 22-100; Podolak 17-85, 1 TD; Wright 2-15; Otis 3-13, 1 TD.

PASSING – Miami: Griese 35-20-2, 263 yards, 1 TD.

Kansas City: Dawson 26-18-2, 246 yards, 1 TD.

RECEIVING – Miami: Warfield 7-140; Twilley 5-58; Fleming 4-37, 1 TD; Kiick 3-24; Mandich 1-4.

Kansas City: Podolak 8-110, 1 TD; Wright 3-104; Taylor 3-12; Hayes 3-6; Frazier 1-14.

INTERCEPTIONS – Miami: Scott 1-13; Johnson 1-0.

Kansas City: Lanier 1-7; Lynch 1-0.

SACKS – Miami: Fernandez 0.5; Heinz 0.5.

Kansas City: None.

MISSED FIELD GOALS – Miami: Yepreman 52(S).

Kansas City: Stenerud 29(WR), 31(WR), 42(B).

1971 AFC CHAMPIONSHIP

DOLPHINS 21, COLTS 0
January 2, 1972

Orange Bowl
Miami, FL

Three lightning plays and a persistent defense propelled the Dolphins into Super Bowl VI with a 21-0 rout of Baltimore before an all-time Orange Bowl record crowd of 78,939. Strong safety Dick Anderson intercepted a Johnny Unitas pass which was deflected by Curtis Johnson, and behind a wall of six open-field blocks, Anderson weaved 62 yards for a third-quarter touchdown. "My eyes were popping as I ran," Anderson said. "I've never seen so many people land on their heads." Before Anderson's convoy made it 14-0, the Dolphins staggered the defending Super Bowl champions when Bob Griese and Paul Warfield hooked up for a 75-yard TD pass. Warfield applied the clincher when he escaped 50 yards with a Griese pass, setting up a five-yard TD slam by fullback Larry Csonka. The Colts had not been held scoreless for 97 games over seven seasons. They were stopped at the Dolphins' 9 in the second quarter. Jim O'Brien missed two field-goal attempts and had another blocked by Lloyd Mumphord.

BALTIMORE	0	0	0	0	—	0
MIAMI	7	0	7	7	—	21

M	–	Warfield, 75 pass from Griese (Yepreman kick)	2/80	1- 8:21
M	–	Anderson, 62 interception return (Yepreman kick)		3-10:21
M	–	Csonka, 5 run (Yepreman kick)	6/74	4- 6:56

ATT. – 78,939

	Baltimore	Miami
First Downs Total-Rush.-Pass.-Pen.	16-6-10-0	13-8-4-1
Total Yards-Plays-Average	302-68-3.1	286-45-6.4
Rushes-Yards-Average	30-89-2.9	35-144-4.1
Net Yards Passing-Times Thrown-Yards Lost	213-2-11	142-2-16
Passes Attempted-Completed-Intercepted	36-20-3	8-4-1
Punts/Number-Average	3-45.3	6-42.7
Penalties/Number-Yards	1-5	2-27
Fumbles/Number-Lost	1-0	0-0

INDIVIDUAL STATISTICS

RUSHING – Miami: Kiick 18-66; Csonka 15-63, 1 TD; Griese 1-12; Morris 1-3.

Baltimore: McCauley 15-50; Nottingham 11-33; Nowatzke 2-5; Unitas 2-1.

PASSING – Miami: Griese 8-4-1, 158 yards, 1 TD.

Baltimore: Unitas 36-20-3 224 yards, 0 TDs.

RECEIVING – Miami: Warfield 2-125, 1 TD; Twilley 2-33.

Baltimore: Hinton 6-98; Nottingham 4-26; Perkins 3-19; Havrilak 2-31; McCauley 2-24; Mitchell 1-14; Mackey 1-6; Matte 1-6.

INTERCEPTIONS – Miami: Anderson 1-62, 1 TD; Kolen 1-11; Scott 1-0.

Baltimore: Logan 1-0.

SACKS – Miami: Heinz 2.

Baltimore: Smith 1; M. Curtis 1.

MISSED FIELD GOALS – Miami: None.

Baltimore: O'Brien 46(WR), 48(S), 35(B).

SUPER BOWL VI

COWBOYS 24, DOLPHINS 3
January 16, 1972

Tulane Stadium
New Orleans, LA

A 252-yard rushing attack and sharp passing by Roger Staubach spurred the Dallas Cowboys to a 24-3 victory over the Dolphins at Tulane Stadium. Duane Thomas pranced 95 yards on 19 carries, fullback Walt Garrison added 74 yards on 14 carries and Staubach passed twice for touchdowns to Lance Alworth and Mike Ditka. Staubach, who was sacked twice in the first quarter, bounced back to complete 12 of 19 passes, and he scrambled for the Dolphin pass rush five times. The Dolphins were frustrated all day; in the first quarter, Larry Csonka lost a fumble and Bob Griese was chased by tackle Bob Lilly for a 29-yard loss. Griese also fumbled away a snap at the Dallas 16 in the fourth period. Although it was an intriguing 10-3 at halftime, the Cowboys marched 71 yards in eight plays after the kickoff, and Thomas swept three yards for the TD.

DALLAS	3	7	7	7	-	24
MIAMI	0	3	0	0	-	3

D – FG Clark 9	11/50	1-13:37
D – Alworth, 7 pass from Staubach (Clark kick)	10/76	2-13:45
M – FG Yepremian 31	5/44	2-14:56
D – D. Thomas, 3 run (Clark Kick)	8/71	3- 5:17
D – Ditka, 7 pass from Staubach (Clark kick)	3/9	4- 3:18

ATT. – 80,591

	Dallas	Miami
First Downs Total-Rush.-Pass.-Pen.	23-15-8-0	10-3-7-0
Total Yards-Plays-Average	352-69-5.1	185-44-4.2
Rushes-Yards-Average	48-252-5.3	20-80-4.0
Net Yards Passing-Times Thrown-Yards Lost	100-2-19	105-1-29
Passes Attempted-Completed-Intercepted	19-12-0	23-12-1
Punts/Number-Average	5-37.2	5-40.0
Penalties/Number-Yards	3-15	0-0
Fumbles/Number-Lost	1-1	2-2

INDIVIDUAL STATISTICS

RUSHING – Miami: Csonka 9-40; Kiick 10-40; Griese 1-0.

Dallas: Thomas 19-95, 1 TD; Garrison 14-74; Hill 7-25; Staubach 5-18; Ditka 1-17; Hayes 1-16; Reeves 1-7.

PASSING – Miami: Griese 23-12-1, 134 yards, 0 TDs.

Dallas: Staubach 19-12-0, 119 yards, 2 TDs.

RECEIVING – Miami: Warfield 4-39; Kiick 3-21; Csonka 2-18; Fleming 1-27; Twilley 1-20; Mandich 1-9.

Dallas: Thomas 3-17; Alworth 2-28, 1 TD; Ditka 2-28, 1 TD; Hayes 2-23; Garrison 2-11; Hill 1-12.

INTERCEPTIONS – Miami: None

Dallas: Howley 1-14.

SACKS – Miami: Fernandez 1; Riley 1.

Dallas: Lilly 1.

MISSED FIELD GOALS – Miami: Yepremian 49(S).

Dallas: None.

1972 AFC PLAYOFF

DOLPHINS 20, BROWNS 14
December 24, 1972

Orange Bowl
Miami, FL

On the ropes in the fourth quarter after an unprecedented 14 victories, the Dolphins responded to a poised Earl Morrall and drove 80 yards for a touchdown with 4:56 to play for a 20-14 victory over the Cleveland Browns. Morrall, the NFL's leading passer after replacing the injured Bob Griese 10 weeks earlier, had completed only four passes for 38 yards. But he threw 15 and 35 yards to Paul Warfield, reaching the Browns 20, and a pass interference call against linebacker Billy Andrews put the ball at the eight. Halfback Jim Kiick then bulled eight yards up the middle on a trap for the winning points. The triumph was sealed with a minute to play when Dolphins linebacker Doug Swift intercepted Cleveland QB Mike Phipps at the Dolphin 20. Despite stealing five of Phipps' passes, the Dolphins were stung by a 27-yard TD pass to Fair Hooker and trailed 14-13 with 8:11 to play.

CLEVELAND	0	0	7	7	-	14
MIAMI	10	0	0	10	-	20

M – Babb, 5 recovery of blocked punt (Yepremian kick)		1- 5:28
M – FG Yepremian 40	11/51	1-12:30
C – Phipps, 5 run (Cockroft kick)	5/44	3- 7:22
M – FG Yepremian 46	8/32	4- 1:28
C – Hooker, 27 pass from Phipps (Cockroft kick)	11/90	4- 6:49
M – Kiick, 8 run (Yepremian kick)	6/80	4-10:06

ATT. – 78,196

	Cleveland	Miami
First Downs Total-Rush.-Pass.-Pen.	15-9-6-0	17-11-4-2
Total Yards-Plays-Average	283-57-5.0	272-64-4.3
Rushes-Yards-Average	32-165-5.2	47-198-4.2
Net Yards Passing-Times Thrown-Yards Lost	118-2-13	74-4-14
Passes Attempted-Completed-Intercepted	23-9-5	13-6-0
Punts/Number-Average	6-34.7	5-42.0
Penalties/Number-Yards	3-25	3-25
Fumbles/Number-Lost	2-0	2-2

INDIVIDUAL STATISTICS

RUSHING – Miami: Morris 15-72; Kiick 14-50, 1 TD; Warfield 2-41; Csonka 12-32; Morrall 4-3.

Cleveland: Scott 16-94; Phipps 8-47, 1 TD; Brown 4-13; Kelly 4-11.

PASSING – Miami: Morrall 13-6-0, 88 yards, 0 TDs.

Cleveland: Phipps 23-9-5, 131 yards, 1 TD.

RECEIVING – Miami: Twilley 3-33; Warfield 2-50; Kiick 1-5.

Cleveland: B. Scott 4-30; Hooker 3-53, 1 TD; Kelly 1-27; Morin 1-21.

INTERCEPTIONS – Miami: Swift 2-12; Anderson 2-12; Johnson 1-33.

Cleveland: None.

SACKS – Miami: Fernandez 1; Stanfill 1.

Cleveland: Roman 2; Sherk 1; Johnson 1.

MISSED FIELD GOAL – Miami: Yepremian 46(S), 53(S).

Cleveland: None.

1972 AFC CHAMPIONSHIP

DOLPHINS 21, STEELERS 17
December 31, 1972

Three Rivers Stadium
Pittsburgh, PA

Quarterback Bob Griese, playing 11 weeks after he had broken his right leg, ignited a third-quarter touchdown drive with a 52-yard pass to Paul Warfield, and the Dolphins overtook the Pittsburgh Steelers, 21-17, in unusually warm 63-degree weather. Griese was given the nod in the second half after Earl Morrall had flipped a nine-yard touchdown pass to Larry Csonka for a 7-7 halftime deadlock. Punter Larry Seiple broke loose on a daring 37-yard run on fourth down to set up that TD. Trailing 10-7, Griese directed TD drives of 80 and 49 yards with Jim Kiick blasting two and three yards for the scores. Steeler quarterback Terry Bradshaw, who closed the gap with four straight completions on a 71-yard TD drive, was intercepted by Nick Buoniconti at midfield with 2½ minutes to play. In addition to Seiple's dash, the Dolphins converted fourth-down situations on both Griese-led drives.

MIAMI	0	7	7	7	-	21
PITTSBURGH	7	0	3	7	-	17

P – Mullins, recovery of Bradshaw fumble (Gerela kick)	10/48	1-10:45
M – Csonka, 9 pass from Morrall (Yepremian kick)	9/80	2- 3:03
P – FG Gerala 14	9/73	3- 4:04
M – Kiick, 2 run (Yepremian kick)	11/80	3-11:39
M – Kiick, 3 run (Yepremian kick)	11/49	4- 7:35
P – Young, 12 pass from Bradshaw (Gerela kick)	4/71	4- 9:39

ATT. – 50,350

	Miami	Pittsburgh
First Downs Total-Rush.-Pass.-Pen.	19-11-6-2	13-6-6-1
Total Yards-Plays-Average	314-65-4.8	250-48-5.2
Rushes-Yards-Average	49-193-3.9	26-128-4.9
Net Yards Passing-Times Thrown-Yards Lost	121-0-0	122-2-15
Passes Attempted-Completed-Intercepted	16-10-1	20-10-2
Punts/Number-Average	4-35.5	4-51.3
Penalties/Number-Yards	2-19	4-30
Fumbles/Number-Lost	0-0	2-0

INDIVIDUAL STATISTICS

RUSHING – Miami: Morris 16-76; Csonka 24-68; Seiple 1-37; Kiick 8-12, 2 TDs.

Pittsburgh: Harris 16-76; Fuqua 8-47; Bradshaw 2-5.

PASSING – Miami: Morrall 11-7-1, 51 yards, 1 TD; Griese 5-3-0, 70 yards, 0 TDs.
 Pittsburgh: Bradshaw 10-5-2, 80 yards, 1 TD; Hanratty 10-5-0, 57 yards, 0 TDs.
RECEIVING – Miami: Fleming 5-50; Warfield 2-63; Csonka 1-9, 1 TD; Mandich 1-5; Morris 1-(-6).
 Pittsburgh: Young 4-54, 1 TD; Shanklin 2-49; Harris 2-3; McMakin 1-22; Brown 1-9.
INTERCEPTIONS – Miami: Buoniconti 1-6; Kolen 1-5.
 Pittsburgh: Edwards 1-28.
SACKS – Miami: Stanfill 1-5; Den Herder 0.5.
 Pittsburgh: None.
MISSED FIELD GOALS – Miami: None.
 Pittsburgh: Gerela 48(B).

SUPER BOWL VII

DOLPHINS 14, REDSKINS 7
January 14, 1973

Memorial Coliseum
Los Angeles, CA

"This is the ultimate," Coach Don Shula said quietly after his unbeaten Dolphins dominated the Washington Redskins, 14-7, to cap a perfect season. It was Shula's first Super Bowl triumph in three tries. A record Super Bowl paid crowd of 90,182 saw the Dolphins surge to a 14-0 halftime lead even as one touchdown was nullified by an offside penalty. Miami intercepted three of Bill Kilmer's passes, and Manny Fernandez scuttled the Redskin running game with 17 tackles. An original Dolphin, Howard Twilley, eluded cornerback Pat Fischer to snare a 28-yard touchdown pass from Bob Griese in the first quarter. Griese's 57-yard TD bomb to Paul Warfield was erased by the penalty, but a 32-yard interception return by linebacker Nick Buoniconti set up the Dolphins' second score. Safety Jake Scott thwarted Kilmer with an end zone interception and 55-yard runback. The Redskins finally scored on a bizarre 49-yard fumble recovery by Mike Bass after a blocked field goal and attempted pass by kicker Garo Yepremian. Scott was named MVP.

MIAMI	7	7	0	0	-	14
WASHINGTON	0	0	0	7	-	7

M – Twilley, 28 pass from Griese (Yepremian kick)	6/63	1-14:59
M – Kiick, 1 run (Yepremian kick)	5/27	2-14:42
W – Bass, 49 fumble recovery (Knight kick)		4-12:53

ATT. – 85,462

	Miami	Washington
First Downs Total-Rush.-Pass.-Pen.	12-7-5-0	16-9-7-0
Total Yards-Plays-Average	253-50-5.1	228-66-3.5
Rushes-Yards-Average	37-184-5.0	36-141-3.9
Net Yards Passing-Times Thrown-Yards Lost	69-2-19	87-2-17
Passes Attempted-Completed-Intercepted	11-8-1	28-14-3
Punts/Number-Average	7-43.0	5-31.2
Penalties/Number-Yards	3-35	3-25
Fumbles/Number-Lost	2-1	1-0

INDIVIDUAL STATISTICS

RUSHING – Miami: Csonka 15-112; Kiick 12-38, 1 TD; Morris 10-34.
 Washington: Brown 22-72; Harraway 10-37; Kilmer 2-18; C.Taylor 1-8; Smith 1-6.
PASSING – Miami: Griese 11-8-1, 88 yards, 1 TD.
 Washington: Kilmer 28-14-3, 104 yards, 0 TDs.
RECEIVING – Miami: Warfield 3-36; Kiick 2-6; Twilley 1-28, 1 TD; Mandich 1-19; Csonka 1-(-1).
 Washington: Jefferson 5-50; Brown 5-26; C.Taylor 2-20; Smith 1-11; Harraway 1-(-3).
INTERCEPTIONS – Miami: Scott 2-63; Buoniconti 1-32.
 Washington: Owens 1-0.
SACKS – Miami: Fernandez 1; Stanfill 1.
 Washington: Talbert 1; Biggs 1.
MISSED FIELD GOALS – Miami: Yepremian 42(B).
 Washington: Knight 32 (WR).

1973 AFC PLAYOFF

DOLPHINS 34, BENGALS 16
December 23, 1973

Orange Bowl
Miami, FL

A defense which had allowed only 15 touchdowns all season kept the Cincinnati Bengals out of the end zone while the Dolphins hammered 241 yards on the ground for a convincing 34-16 victory. Mercury Morris scooted 106 yards on 20 carries and Bob Griese completed 11 of 18 passes, including TDs of 13 yards to Paul Warfield and seven yards to Jim Mandich. Garo Yepremian converted field goals of 50 and 46 yards in the second half to widen the winning margin. The Dolphins led 21-3 when a lapse just before halftime gave life to the Bengals. Safety Neal Craig intercepted Griese and returned it 45 yards for a score, and Horst Muhlmann booted field goals of 46 and 12 yards – the second coming after Morris fumbled a kickoff – to make it 21-16.

CINCINNATI	3	13	0	0	-	16
MIAMI	14	7	10	3	-	34

M – Warfield, 13 pass from Griese (Yepremian kick)	10/80	1- 5:23
C – FG Muhlmann 24	10/55	1- 9:22
M – Csonka, 1 run (Yepremian kick)	12/80	1-14:39
M – Morris, 4 run (Yepremian kick)	7/75	2- 7:23
C – Craig, 45 interception return (Muhlmann kick)		2-11:34
C – FG Muhlmann 46	6/29	2-14:52
C – FG Muhlmann 12	1/0	2-14:56
M – Mandich, 7 pass from Griese (Yepremian kick)	7/72	3- 5:18
M – FG Yepremian 50	7/16	3-10:12
M – FG Yepremian 46	8/32	4- 3:40

ATT. – 75,770

	Cincinnati	Miami
First Downs Total-Rush.-Pass.-Pen.	11-5-6-0	27-18-9-0
Total Yards-Plays-Average	194-50-3.9	400-71-5.6
Rushes-Yards-Average	20-97-4.9	52-241-4.6
Net Yards Passing-Times Thrown-Yards Lost	97-3-16	159-0-0
Passes Attempted-Completed-Intercepted	27-14-1	19-11-2
Punts/Number-Average	7-36.3	2-49.0
Penalties/Number-Yards	2-19	1-5
Fumbles/Number-Lost	0-0	2-1

INDIVIDUAL STATISTICS

RUSHING – Miami: Morris 20-106, 1 TD; Csonka 20-71, 1 TD; Kiick 10-51; Leigh 1-8; Nottingham 1-5. Cincinnati: Clark 7-40; Anderson 3-26; Johnson 2-17; Elliott 7-15; Curtis 1-(-1).

PASSING – Miami: Griese 18-11-1, 159 yards, 2 TDs; Briscoe 1-0-1, 0 yards, 0 TDs. Cincinnati: Anderson 27-14-1, 113 yards, 0 TDs.

RECEIVING – Miami: Warfield 4-95, 1 TD; Mandich 3-28, 1 TD; Kiick 3-19; Briscoe 1-17. Cincinnati: Elliott 9-53; Joiner 2-33; Clark 2-18; Curtis 1-9.

INTERCEPTIONS – Miami: Anderson 1-19. Cincinnati: Craig 1-45, 1 TD; Casanova 1-0.

SACKS – Miami: Matheson 2; Stanfill 1. Cincinnati: None.

MISSED FIELD GOALS – Miami: None. Cincinnati: None.

1973 AFC CHAMPIONSHIP

DOLPHINS 27, RAIDERS 10
December 30, 1973

Orange Bowl
Miami, FL

A relentless running attack with Larry Csonka and Mercury Morris accounting for 203 of the 266 yards, respectively, powered the Dolphins to a 27-10 triumph over the Oakland Raiders for a third straight American Conference title. Csonka, a 237-pound battering ram who had his third consecutive 1,000-yard season, scored three touchdowns with his 117 yards on 29 carries. The Dolphins covered 64 and 63 yards exclusively on the ground for a 14-0 halftime lead. Then as the Raiders battled to within 17-10, Bob Griese directed ground assaults of 63 yards, culminating in a field goal, and 42 yards, ending in Csonka's third TD. Defensively, safety Dick Anderson forced a fourth-down fumble by Marv Hubbard at midfield, and the Dolphins took possession with a 20-10 lead and six minutes to play. Oakland had stopped Miami's 18-game winning streak, 12-7, three months earlier.

OAKLAND	0	0	10	0	-	10
MIAMI	7	7	3	10	-	27

M – Csonka, 11 run (Yepremian kick)	8/64	1- 5:13
M – Csonka, 2 run (Yepremian kick)	15/63	2-14:43
O – FG Blanda 21	11/63	3- 5:11
M – FG Yepremian 42	3/8	3- 7:33
O – Siani, 25 pass from Stabler (Blanda kick)	10/79	3-12:22
M – FG Yepremian 26	11/63	4- 5:18
M – Csonka, 2 run (Yepremian kick)	10/42	4-13:11

ATT. – 75,105

	Oakland	Miami
First Downs Total-Rush.-Pass.-Pen.	15-4-9-2	21-18-2-1
Total Yards-Plays-Average	236-49-4.8	292-60-4.9
Rushes-Yards-Average	26-107-4.1	53-266-5.0
Net Yards Passing-Times Thrown-Yards Lost	129-0-0	26-1-8
Passes Attempted-Completed-Intercepted	23-15-1	6-3-1

Punts/Number-Average	2-51.0	1-39.0
Penalties/Number-Yards	3-35	3-26
Fumbles/Number-Lost	1-0	1-0

INDIVIDUAL STATISTICS

RUSHING – Miami: Csonka 29-117, 3 TDs; Morris 14-86; Griese 3-39; Kiick 6-12; Nottingham 1-12.

Oakland: Hubbard 10-54; C. Smith 10-35; Davis 4-15; Banaszak 2-3.

PASSING – Miami: Griese 6-3-1, 34 yards, 0 TDs.

Oakland: Stabler 23-15-1, 129 yards, 1 TD.

RECEIVING – Miami: Warfield 1-27; Briscoe 1-6; Kiick 1-1.

Oakland: C. Smith 5-43; Siani 3-45, 1 TD; Biletnikoff 2-15; Hubbard 2-11; Moore 2-9; Davis 1-6.

INTERCEPTIONS – Miami: Matheson 1-29.

Oakland: Brown 1-0.

SACKS – Miami: None.

Oakland: Sistrunk 1.

MISSED FIELD GOALS – Miami: None.

Oakland: Blanda 41(WL).

SUPER BOWL VIII

DOLPHINS 24, VIKINGS 7
January 13, 1974

Rice Stadium
Houston, TX

Winning for the 32nd time in 34 games, the Dolphins repeated as Super Bowl champions and proved themselves "Best Ever" with a 24-7 rout of the Minnesota Vikings at Rice Stadium. There was no doubt from the beginning. The Dolphins swept 62 yards in 10 plays with the opening kickoff, scoring on Larry Csonka's five-yard smash. Minnesota punted, and the onslaught resumed with a 56-yard, 10-play Dolphin drive capped by Jim Kiick's one-yard plunge. It was 17-0 before the Vikings crossed their 40, and a fourth-down fumble by Minnesota's Oscar Reed was recovered by safety Jake Scott at the Dolphins' six-yard line. A brilliant, diving catch by Paul Warfield netted 27 yards on a third-quarter TD drive that hiked the score to 24-0. Csonka finished with his best-ever total of 145 yards on 33 carries. The Dolphins rushed for 703 yards and outscored opponents 85-33 in the three-game playoff blitz. Csonka's yardage was a Super Bowl record and he was named MVP.

MINNESOTA	0	0	0	7	-	7
MIAMI	14	3	7	0	-	24

MI – Csonka, 5 run (Yepremian kick)	10/62	1- 9:33
MI – Kiick, 1 run (Yepremian kick)	10/56	1-13:38
MI – FG Yepremian 28	7/44	2- 8:58
MI – Csonka, 2 run (Yepremian kick)	7/43	3- 6:16
MN – Tarkenton, 4 run (Cox kick)	10/57	4- 1:35

ATT. – 68,142

	Minnesota	Miami
First Downs Total-Rush.-Pass.-Pen.	14-5-8-1	21-13-4-4
Total Yards-Plays-Average	238-54-4.4	259-61-4.2
Rushes-Yards-Average	24-72-3.0	53-196-3.7
Net Yards Passing-Times Thrown-Yards Lost	166-2-16	63-1-10
Passes Attempted-Completed-Intercepted	28-18-1	7-6-0
Punts/Number-Average	5-42.2	3-39.6
Penalties/Number-Yards	7-65	1-4
Fumbles/Number-Lost	2-1	0

INDIVIDUAL STATISTICS

RUSHING – Miami: Csonka 33-145, 2 TDs; Morris 11-34; Kiick 7-10, 1 TD; Griese 2-7.

Minnesota: Reed 11-32; Foreman 7-18; Tarkenton 4-17, 1 TD; Marinaro 1-3; B. Brown 1-2.

PASSING – Miami: Griese 7-6-0, 73 yards, 0 TDs.

Minnesota: Tarkenton 28-18-1, 182 yards, 0 TDs.

RECEIVING – Miami: Warfield 2-33; Mandich 2-21; Briscoe 2-19.

Minnesota: Foreman 5-27; Gilliam 4-44; Voight 3-46; Marinaro 2-39; B. Brown 1-9; Kingsriter 1-9; Lash 1-9; Reed 1-(-1).

INTERCEPTIONS – Miami: Johnson 1-10.

Minnesota: None.

SACKS – Miami: Fernandez 1; Den Herder 1.

Minnesota: Paige 1.

MISSED FIELD GOALS – Miami: None.

Minnesota: None.

1974 AFC PLAYOFF

RAIDERS 28, DOLPHINS 26
December 21, 1974

Oakland-Alameda County Coliseum
Oakland, CA

Oakland quarterback Ken Stabler, falling in the clutches of Vern Den Herder, unloaded a wobbly eight-yard pass that Clarence Davis wrestled from three defenders in the end zone, and the Raiders scored a stunning 28-26 victory over the defending champion Dolphins. Stabler, who had spent the last of his timeouts, appeared to have thrown an interception. But running back Davis clutched the football when bodies were untangled with 26 seconds remaining. It was the fourth TD pass for lefthander Stabler and his second "freak" score. Four minutes earlier Cliff Branch fell while catching a pass at the Dolphins' 27, but defender Henry Stuckey also slipped, and Branch got up and escaped for a 72-yard TD. The Dolphins, trailing by two points, went ahead with 2:08 remaining as rookie Benny Malone broke two tackles on a 23-yard touchdown run along the sideline.

MIAMI	7	3	6	10	-	26
OAKLAND	0	7	7	14	-	28

M	N. Moore, 89 kickoff return (Yepremian kick)		1- 0:15
O	C. Smith, 31 pass from Stabler (Blanda kick)	7/78	2- 7:21
M	FG Yepremian 3	11/47	2-13:59
O	Biletnikoff, 13 pass from Stabler (Blanda kick)	9/60	3- 6:55
M	Warfield, 16 pass from Griese (kick failed)	5/65	3- 8:22
M	FG Yepremian 46	8/53	4- 3:10
O	Branch, 72 pass from Stabler (Blanda kick)	2/83	4-10:23
M	Malone, 23 run (Yepremian kick)	4/68	4-12:52
O	Davis, 8 pass from Stabler (Blanda kick)	8/68	4-14:34

ATT. - 52,817

	Miami	Oakland
First Downs/Total-Rush.-Pass.-Pen.	18-10-6-2	19-8-11-0
Total Yards-Plays-Average	294-57-5.2	411-64-6.4
Rushes-Yards-Average	41-213-5.2	32-135-4.2
Net Yards Passing-Times Thrown-Yards Lost	81-2-20	276-2-17
Passes Attempted-Completed-Intercepted	14-7-1	30-20-1
Punts/Number-Average	6-33.2	7-42.7
Penalties/Number-Yards	3-15	3-59
Fumbles/Number-Lost	0-0	0-0

INDIVIDUAL STATISTICS

RUSHING - Miami: Csonka 24-114; Malone 14-83, 1 TD; Griese 2-14; Kiick 1-2.

Oakland: Davis 12-59; Hubbard 14-55; Banaszak 3-14; Stabler 3-7.

PASSING - Miami: Griese 14-7-1, 101 yards, 1 TD.

Oakland: Stabler 30-20-1, 293 yards, 4 TDs.

RECEIVING - Miami: Warfield 3-47, 1 TD; N. Moore 2-40; Nottingham 1-9; Kiick 1-5.

Oakland: Biletnikoff 8-122, 1 TD; Branch 3-84, 1 TD; Moore 3-22; C. Smith 2-35, 1 TD; C. Davis 2-16, 1 TD; Hubbard 1-9; Pitts 1-5.

INTERCEPTIONS - Miami: Anderson 1-14.

Oakland: Villapiano 1-5.

SACKS - Miami: Den Herder 1; Fernandez 1.

Oakland: Sistrunk 1; Jones 1.

MISSED FIELD GOALS - Miami: None.

Oakland: None.

1978 AFC WILD-CARD PLAYOFF

OILERS 17, DOLPHINS 9
December 24, 1978

Orange Bowl
Miami, FL

The Houston Oilers amassed a 455-209 margin in total yardage, and aided by five Dolphins turnovers, gained a 17-9 victory in a battle of AFC wild-card entries at the Orange Bowl. Toni Fritsch kicked a 35-yard field goal with 7:25 remaining to snap a 7-7 tie that existed since the first quarter. An interception by linebacker Greg Bingham led to a clinching 50-yard touchdown drive capped by Earl Campbell's one-yard dive with 1:55 to go. Campbell, the NFL rushing leader with 1,450 yards as a rookie, had been checked for only 16 yards on 13 carries in the first half. Dolphins quarterback Bob Griese, playing with very sore ribs, connected with tight end Andre Tillman for a 13-yard TD after Earnie Rhone had recovered a fumbled punt at the Houston 21. But Griese completed only 13 of 28 passes. Twice the Dolphins lost the ball inside the Oilers 10-yard line when the game was tied. Houston's Dan Pastorini wore a flak jacket to protect three broken ribs, and he passed for 261 of his 306-yard total in the first half.

HOUSTON	7	0	0	10	-	17
MIAMI	7	0	0	2	-	9

M – Tillman, 13 pass from Griese (Yepremian kick)	2/21	1- 9:58
H – Wilson, 13 pass from Pastorini (Fritsch kick)	10/71	1-14:57
H – FG Fritsch 35	10/53	4- 7:35
H – Campbell, 1 run (Fritsch kick)	10/50	4-13:05
M – Safety, Pastorini runs out of end zone		4-14:49

ATT. – 70,036

	Houston	Miami
First Downs/Total-Rush.-Pass.-Pen.	23-9-14-0	14-6-7-1
Total Yards-Plays-Average	455-77-5.9	209-57-3.7
Rushes-Yards-Average	45-165-3.7	25-91-3.6
Net Yards Passing-Times Thrown-Yards Lost	290-2-16	118-2-19
Passes Attempted-completed-Intercepted	30-20-0	30-12-3
Punts/Number-Average	5-44.0	5-48.6
Penalties/Number-Yards	5-37	1-5
Fumbles/Number-Lost	3-1	2-2

INDIVIDUAL STATISTICS

RUSHING – Miami: L. Harris 9-43; Williams 13-41; N. Moore 1-7; Bulaich 2-0.

Houston: Campbell 26-84, 1 TD; Wilson 14-76; Poole 1-12; Coleman 1-2; Pastorini 3(-)9.

PASSING – Miami: Griese 28-11-2, 114 yards, 1 TD; Strock 2-1-1, 23 yards, 0 TDs.

Houston: Pastorini 29-20-0, 306 yards, 1 TD; Barber 1-0-0, 0 yards, 0 TDs.

RECEIVING – Miami: D. Harris 4-42; N. Moore 2-28; Tillman 2-24, 1 TD; Bulaich 2-14; L. Harris 1-21; Williams 1-8.

Houston: Burrough 6-103; Wilson 5-40, 1 TD; Barber 4-112; Woods 2-22; Campbell 1-13; Caster 1-11; Coleman 1-5.

INTERCEPTIONS – Miami: None.

Houston: Bingham 1-4, Reinfeldt 1-0, Sternick 1-0.

SACKS – Miami: Bokamper 2.

Houston: Washington 1; Bethea 1.

MISSED FIELD GOALS – Miami: Yepremian 38(WL).

Houston: Fritsch 28(B).

1979 AFC PLAYOFF

STEELERS 34, DOLPHINS 14
December 30, 1979

Three Rivers Stadium
Pittsburgh, PA

Launching a drive to their fourth Super Bowl title in six years, the Pittsburgh Steelers scored touchdowns on their first three possessions and coasted to a 34-14 victory at Three Rivers Stadium. Miami managed only 25 yards rushing against the Steel Curtain and was stopped twice in the second quarter after achieving a first down inside the Steelers 10-yard line. The Dolphins got as close as 20-7 with a seven-yard TD pass from Bob Griese to Durriel Harris in the third period, but Pittsburgh responded with a 69-yard TD drive. The Steelers marched 62, 62 and 56 yards for their first-quarter scores when quarterback Terry Bradshaw completed 8 of 10 passes, including touchdowns to John Stallworth and Lynn Swann, who was standing alone in the end zone. Don Strock directed a 13-play, 76-yard TD drive after relieving Griese in the fourth quarter

MIAMI	0	0	7	7	-	14
PITTSBURGH	20	0	7	7	-	34

P – Thornton, 1 run (Bahr kick)	13/62	1- 7:02
P – Stallworth, 17 pass from Bradshaw (kick blocked)	9/62	1-11:03
P – Swann, 20 pass from Bradshaw (Bahr kick)	6/56	1-14:09
M – Harris, 7 pass from Griese (von Schamann kick)	2/11	3- 3:55
P – Bleier, 1 run (Bahr kick)	12/69	3- 8:58
P – Harris, 5 run (Bahr kick)	9/43	4- 5:56
M – Csonka, 1 run (von Schamann kick)	13/76	4-11:53

ATT. – 50,214

	Miami	Pittsburgh
First Downs Total-Rush.-Pass.-Pen.	16-2-11-3	27-14-12-1
Total Yards-Plays-Average	249-65-3.8	379-72-5.3
Rushes-Yards-Average	22-25-1.1	40-159-3.9
Net Yards Passing-Times Thrown-Yards Lost	224-3-19	220-1-10
Passes Attempted-Completed-Intercepted	40-22-2	31-21-0
Punts/Number-Average	4-36.3	2-29.5
Penalties Number-Yards	4-35	8-41
Fumbles/Number-Lost	0-0	3-3

INDIVIDUAL STATISTICS

RUSHING – Miami: Csonka 10-20, 1 TD; Davis 2-12; Griese 1-1; Williams 8-1; Roberts 1(-)9.

Pittsburgh: Harris 21-83, 1 TD; Thornton 12-52, 1 TD; Hawthorne 2-15; Bleier 4-13, 1 TD; Anderson 1(-)4).

PASSING – Miami: Griese 26-14-1, 118 yards, 1 TD; Strock 14-8-1, 125 yards, 0 TDs.

Pittsburgh: Bradshaw 31-21-0, 230 yards, 2 TDs.

RECEIVING – Miami: Williams 6-26; Moore 5-93; Harris 3-61, 1 TD; Nathan 3-27; Davis 2-24; Hardy 2-12; Torrey 1-0.

Pittsburgh: Stallworth 6-86, 1 TD; Harris 5-32; Smith 4-41; Swann 3-37, 1 TD; Thornton 3-34.

INTERCEPTIONS – Miami: None.

Pittsburgh: Winston 1-3; Woodruff 1-0.

SACKS – Miami: Barisich 0.5; Den Herder 0.5.

Pittsburgh: Dunn 1.5; Greene 1; Lambert 0.5.

MISSED FIELD GOALS – Miami: None.

Pittsburgh: None.

1981 AFC PLAYOFF

CHARGERS 41, DOLPHINS 38 (OT)
January 2, 1982

Orange Bowl
Miami, FL

A record-setting showcase of the passing game resulted in NFL playoff marks for most points (79), most total yards (1,036) and most drama as the San Diego Chargers outlasted the Dolphins 41-38 in overtime. "The Miracle That Died" was the Miami Herald headline after the Dolphins rallied behind reserve quarterback Don Strock to overcome a 24-point deficit. The Pro Football Hall of Fame voted the contest as the "NFL's Game of the '80s." Strock completed 29 of 43 passes for 403 yards and four touchdowns, spurring the Dolphins to a 38-31 lead. A 12-yard sweep by Tony Nathan on the first play of the fourth quarter put the Dolphins on top. But Chargers quarterback Dan Fouts, who passed for an NFL record 4,802 yards during the season, led an 82-yard drive capped by a 9-yard pass to James Brooks to tie the game with 58 seconds remaining. Five players had more than 100 yards in receptions, topped by Chargers tight end Kellen Winslow with 13 catches for 166 yards. Fouts, who finished with 433 yards on 33 of 53 marksmanship, hooked up with Charlie Joiner for 39 yards to the Dolphins 10-yard line. Rolf Benirschke then kicked a 29-yard field goal to end the struggle after 13:52 of overtime. Benirschke had missed a 27-yard attempt eight minutes earlier, and Miami's Uwe von Schamann had two attempts blocked – a 43-yarder on the last play of regulation and a 35-yarder after 11:27 of overtime. It was the first game in NFL history in which two quarterbacks passed for more than 400 yards.

SAN DIEGO	24	0	7	7	3	-	41
MIAMI	0	17	14	7	0	-	38

SD – FG Benirschke 32	9/64	1- 5:11
SD – Chandler, 56 punt return (Benirschke kick)		1- 7:36
SD – Muncie, 1 run (Benirschke kick)	7/29	1-11:02
SD – Brooks, 8 pass from Fouts (Benirschke kick)	3/11	1-13:29
M – FG von Schamann 34	10/63	2- 6:29
M – Rose, 1 pass from Strock (von Schamann kick)	7/39	2-12:15
M – Nathan, 25 run after lateral from Harris who caught 15 pass from Strock (von Schamann kick)	4/63	2-15:00
M – Rose, 15 pass from Strock (von Schamann kick)	8/74	3- 4:10
SD – Winslow, 25 pass from Fouts (Benirschke kick)	6/60	3-10:45
M – Hardy, 50 pass from Strock (von Schamann kick)	6/83	3-13:32
M – Nathan, 12 run (von Schamann kick)	2/15	4- 0:07
SD – Brooks, 9 pass from Fouts (Benirschke kick)	10/82	4-14:02
SD – FG Benirschke 29	6/74	OT-13:52

ATT. – 73,735

	San Diego	Miami
First Downs Total-Rush.-Pass.-Pen.	34-10-21-3	25-3-21-1
Total Yards-Plays-Average	564-85-6.6	472-79-6.0
Rushes-Yards-Average	29-149-5.1	28-78-2.8
Net Yards Passing-Times Thrown-Yards Lost	415-2-18	394-3-29
Passes Attempted-Completed-Intercepted	54-33-1	48-31-2
Punts/Number-Average	4-40.3	5-42.0
Penalties/Number-Yards	9-55	7-50
Fumbles/Number-Lost	3-3	2-1

INDIVIDUAL STATISTICS

RUSHING – Miami: Nathan 14-48, 1 TD; Woodley 1-10; Hill 3-8; Vigorito 1-6; Franklin 9-6.

San Diego: Muncie 24-120, 1 TD; Brooks 3-19; Fouts 2-10.

PASSING – Miami: Strock 43-29-1, 403 yards, 4 TDs; Woodley 5-2-1, 20 yards, 0 TDs.

San Diego: Fouts 53-33-1, 433 yards, 3 TDs; Muncie 1-0-0, 0 yards, 0 TDs.

RECEIVING – Miami: Nathan 9-114, 1 TD; Harris 6-106; Hardy 5-89, 1 TD; Rose 4-37, 2 TDs; Cefalo 3-62; Vigorito 2-12; Hill 2-3.

San Diego: Winslow 13-166, 1 TD; Joiner 7-108; Chandler 6-106; Brooks 4-31, 2 TDs; Muncie 2-5; Scales 1-17.

INTERCEPTIONS – Miami: L. Blackwood 1-8.

San Diego: Edwards 1-35; Buchanon 1-0.

SACKS – Miami: Bokamper 2.

San Diego: Johnson 2; Jones 1.

MISSED FIELD GOALS – Miami: von Schamann 43(S), 34(B).

San Diego: Benirschke 55(WR), 27(WL).

1982 AFC PLAYOFF (first round)

DOLPHINS 28, PATRIOTS 13
January 8, 1983

Orange Bowl
Miami, FL

For the first time in nine years, the Miami Dolphins won a playoff game, defeating the New England Patriots 28-13. Dolphins QB David Woodley had one of his finest games, completing 16 of 19 passes for 246 yards and two TDs. He was a perfect 8-8 in the second half. The Dolphins had not experienced a playoff win since January 13, 1974, when they downed Minnesota in Super Bowl VIII. The Dolphins took command in the second quarter, putting together back-to-back TD drives of 76 and 79 yards that turned a 3-0 deficit into a 14-3 halftime advantage. The four Miami TDs came on a pair of two-yard passes from Woodley to tight end Bruce Hardy, a one-yard run by Andra Franklin and Woody Bennett's two-yard burst up the middle. Franklin finished with 112 yards on 26 carries, but lost the ball three times on fumbles. Two of those fumbles resulted in John Smith field goals of 23 and 42 yards for New England.

NEW ENGLAND	0	3	3	7	-	13
MIAMI	0	14	7	7	-	28

NE – FG Smith 23	8/24	2- 3:07
M – Hardy, 2 pass from Woodley (von Schamann kick)	9/76	2- 8:24
M – Franklin, 1 run (von Schamann kick)	9/79	2-12:52
NE – FG Smith 42	8/38	3- 7:56
M – Bennett, 2 run (von Schamann kick)	11/74	3-13:59
M – Hardy, 2 pass from Woodley (von Schamann kick)	8/62	4- 6:05
NE – Hasselbeck, 22 pass from Grogan (Smith kick)	6/80	4- 9:38

ATT. - 68,842

	New England	Miami
First Downs/Total-Rush.-Pass.-Pen.	14-6-8-0	27-12-14-1
Total Yards-Plays-Average	237-52-4.6	448-66-6.8
Rushes-Yards-Average	18-77-4.3	45-214-4.8
Net Yards Passing-Times Thrown-Yards Lost	160-4-29	234-2-12
Passes Attempted-Completed-Intercepted	30-16-2	19-16-0
Punts/Number-Average	5-43.6	1-51.0
Penalties/Number-Yards	4-27	2-15
Fumbles/Number-Lost	1-1	3-3

INDIVIDUAL STATISTICS

RUSHING – Miami: Franklin 26-112, 1 TD; Nathan 12-71; Woodley 1-16; Bennett 5-10, 1 TD; Vigorito 1-5.

New England: van Eeghen 9-40; Collins 7-35; Tatupu 1-4; Morgan 1-(-2).

PASSING – Miami: Woodley 19-16-0, 246 yards, 2 TDs.

New England: Grogan 30-16-2, 189 yards, 1 TD.

RECEIVING – Miami: Nathan 5-68; Hardy 3-23, 2 TDs; Rose 2-47; Vigorito 2-40; Cefalo 2-27; Harris 1-36; Diana 1-5.

New England: Hasselbeck 7-87, 1 TD; Dawson 4-49; Collins 1-17; Toler 1-16; Brown 1-8; Johnson 1-7; van Eeghen 1-5.

INTERCEPTIONS – Miami: McNeal 1-16; Small 1-0.

New England: None.

SACKS – Miami: Rhone 1, Bokamper 1; Baumhower 1; Duhe 1.

New England: Owens 2.

MISSED FIELD GOALS – Miami: von Schamann 52(WR).

New England: None.

1982 AFC PLAYOFF (second round)

DOLPHINS 34, CHARGERS 13
January 16, 1983

Orange Bowl
Miami, FL

The Dolphins choked off the famed Chargers offense and won 34-13. The Dolphins defense stopped the San Diego offense, holding it to a total of 247 yards – 203 yards below its league-leading average - while holding the Chargers scoreless in the second half. Dolphins defenders intercepted QB Dan Fouts five times, sacked him three times and held the Chargers to 15 completions for 191 yards – their lowest output since a January, 1982, playoff game in the ice at Cincinnati. The Dolphins offense kept Fouts and Company on the sideline by utilizing ball control that produced 80 plays to San Diego's 54 and an overwhelming time of possession advantage; the Dolphins had the ball for 40:46 to the Chargers' 19:14. Dolphins QB David Woodley guided his team to a 214-yard ground attack while connecting on 17-22 passes for 195 yards and two TDs. Woodley opened the scoring

with a three-yard pass to Nat Moore in the first quarter and made it 14-0 by directing Miami 89 yards on 13 plays. Chargers kickoff returner Hank Bauer fumbled a kickoff which was recovered by Uwe von Schamann at the Chargers 23-yard line. Seven plays later, Woodley hit tight end Ronnie Lee on a six-yard look-in pass for the score. On the next kickoff, Dolphins rookie Rich Diana recovered a fumble by the Chargers' James Brooks, but this time Miami had to settle for a 29-yard von Schamann field goal. The Chargers scored two late TDs, one on a 28-yard pass from Fouts to Charlie Joiner and the other on Chuck Muncie's one-yard dive that ended the San Diego scoring. Von Schamann added a second field goal shortly before the end of the first half and Woodley scored on a seven-yard QB draw early in the fourth quarter.

SAN DIEGO	0	13	0	0	-	13
MIAMI	7	20	0	7	-	34

M – Moore, 3 pass from Woodley (von Schamann kick)	5/26	1- 6:52
M – Franklin, 3 run (von Schamann kick)	13/89	2- 1:28
M – Lee, 6 pass from Woodley (von Schamann kick)	7/23	2- 4:31
M – FG von Schamann 24	7/30	2- 7:15
SD – Joiner, 28 pass from Fouts (kick failed)	3/28	2-11:14
M – FG von Schamann 23	7/70	2-13:55
SD – Muncie, 1 run (Benirschke kick)	5/76	2-14:38
M – Woodley, 7 run (von Schamann kick)	8/62	4- 0:42

ATT. – 71,383

	San Diego	Miami
First Downs/Total-Rush.-Pass.-Pen.	17-5-9-3	29-15-11-3
Total Yards-Plays-Average	247-54-4.6	413-80-5.2
Rushes-Yards-Average	17-79-4.6	56-214-3.8
Net Yards Passing-Times Thrown-Yards Lost	168-3-23	199-1-16
Passes Attempted-Completed-Intercepted	34-15-5	23-18-1
Punts/Number-Average	4-41.3	3-40.3
Penalties/Number-Yards	7-62	6-70
Fumbles/Number-Lost	3-2	2-1

INDIVIDUAL STATISTICS

RUSHING – Miami: Franklin 23-96, 1 TD; Nathan 19-83; Woodley 3-14, 1 TD; Bennett 7-14; Orosz 1-11; Vigorito 1-2; Jensen 2-(-6).

San Diego: Muncie 11-62, 1 TD; Brooks 3-9; Fouts 2-3; Capelletti 1-5.

PASSING – Miami: Woodley 22-17-1, 195 yards, 2 TDs; Nathan 1-1-0, 20 yards, 0 TDs.

San Diego: Fouts 34-15-5, 191 yards, 1 TD.

RECEIVING – Miami: Nathan 8-55; Hardy 3-45; Cefalo 2-69; Vigorito 2-22; Harris 1-15; Lee 1-6, 1 TD; Moore 1-3, 1 TD.

San Diego: Muncie 6-53; Chandler 2-38; Brooks 2-25; Sievers 2-21; Joiner 1-28, 1 TD; Winslow 1-18; Holohan 1-8.

INTERCEPTIONS – Miami: G. Blackwood 2-19; McNeal 1-20; Small 1-16; L. Blackwood 1-(-1).

San Diego: Fox 1-18.

SACKS – Miami: Duhe 2; Bokamper 1.

San Diego: Ferguson 1.

MISSED FIELD GOALS – Miami: None.

San Diego: None.

1982 AFC CHAMPIONSHIP

DOLPHINS 14, JETS 0
January 23, 1983

Orange Bowl
Miami, FL

For the third time in as many games in 1982, the Miami Dolphins defeated the New York Jets, this time on a rainy, mud-soaked Orange Bowl field. The Dolphins set an AFC Championship Game record by holding the Jets to 139 total yards. A.J. Duhe set an AFC playoff record with three interceptions, including one he returned for a 35-yard TD. The Dolphins set an NFL record by being the first team to have defeated the same team three times in a season – two times during the regular season and once in a playoff game. On nine occasions since the AFL-NFL merger, teams had met three times in a season – but no team had won all three games. Before a crowd of 67,396, the Dolphins' Woody Bennett rumbled seven yards up the middle to score the only points the Dolphins would need. That came in the third quarter after the teams had trudged through a scoreless first half on the soggy Prescription Athletic Turf.

N.Y. JETS	0	0	0	0	-	0
MIAMI	0	0	7	7	-	14

M – Bennett, 7 run (von Schamann kick)	7/48	3- 2:05
M – Duhe, 35 interception return (von Schamann kick)		4- 2:08

ATT. – 67,396

	N.Y. Jets	Miami
First Downs Total-Rush.-Pass.-Pen.	10-2-6-2	13-7-5-1
Total Yards-Plays-Average	139-65-2.1	198-66-3.0
Rushes-Yards-Average	24-62-2.6	41-138-3.4
Net Yards Passing-Times Thrown-Yards Lost	77-4-26	60-4-27
Passes Attempted-Completed-Intercepted	37-15-5	21-9-3
Punts/Number-Average	10-35.7	10-33.3
Penalties/Number-Yards	6-42	3-15
Fumbles/Number-Lost	1-0	3-1

INDIVIDUAL STATISTICS

RUSHING – Miami: Woodley 8-46; Franklin 13-44; Nathan 7-24; Bennett 13-24, 1 TD.

N.Y. Jets: McNeil 17-46; Todd 4-10; Augustyniak 2-5; Dierking 1-1.

PASSING – Miami: Woodley 21-9-3, 87 yards, 0 TDs.

N.Y. Jets: Todd 37-15-5, 103 yards, 0 TDs.

RECEIVING – Miami: Vigorito 3-29; Harris 2-28; Nathan 2-4; Rose 1-20; Lee 1-6.

N.Y. Jets: Harper 4-14; Jones 3-35; Barkum 2-20; Augustyniak 2-12; McNeil 1-9; Gaffney 1-7;

Dierking 1-6; Walker 1-0.

INTERCEPTIONS – Miami: Duhe 3-36, 1 TD; Small 1-8; G. Blackwood 1-4.

N.Y. Jets: Schroy 2-1; Buttle 1-0.

SACKS – Miami: Bokamper 2, Brudzinski 1, Baumhower 1.

N.Y. Jets: Gastineau 2, Lyons 1, Neil 1.

MISSED FIELD GOALS – Miami: None.

N.Y. Jets: None.

SUPER BOWL XVII

REDSKINS 27, DOLPHINS 17
January 30, 1983

Rose Bowl
Pasadena, CA

The Washington Redskins, behind the power running of John Riggins, came from behind to win Super Bowl XVII in the famed Rose Bowl, beating Miami 27-17. Before the second-largest crowd for a Super Bowl – 103,667 fans – the Redskins took the lead for the first time with a little more than 10 minutes left on the clock. The game was marked by a Super Bowl record performance by Fulton Walker, who returned four kickoffs 190 yards, including a 98-yard TD that gave Miami a 17-10 halftime lead. It was the first kickoff returned for a TD in Super Bowl history and the longest kickoff return in playoff history. Riggins ran up 166 yards on 38 carries, both Super Bowl records. On a short-yardage play – fourth-and-one from the Redskin 43 with 10:01 to play – Riggins broke a tackle and scored on a 43-yard run. Riggins accounted for 181 total yards, five more yards than the entire Miami offense could manage in the game. In the first quarter, Miami jumped to a quick lead with a 76-yard David Woodley to Jimmy Cefalo pass for a TD.

MIAMI	7	10	0	0	-	17
WASHINGTON	0	10	3	14	-	27

M – Cefalo, 76 pass from Woodley (von Schamann kick)	2/80	1- 6:49
W – FG Moseley 31	7/32	2- 0:21
M – FG von Schamann 20	13/50	2- 9 :00
W – Garrett, 4 pass from Theismann (Moseley kick)	11/80	2-13:09
M – Walker, 98 kickoff return (von Schamann kick)		2-13:22
W – FG Moseley 20	6/61	3- 6:51
W – Riggins, 43 run (Moseley kick)	4/52	4- 4:59
W – Brown, 6 pass from Theismann (Moseley kick)	12/41	4-13:05

ATT. – 103,667

	Miami	Washington
First Downs Total-Rush.-Pass.-Pen.	9-7-2-0	24-14-9-1
Total Yards-Plays-Average	176-47-3.7	400-78-5.1
Rushes-Yards-Average	29-96-3.3	52-276-5.3
Net Yards Passing-Times Thrown-Yards Lost	80-1-17	124-3-19
Passes Attempted-Completed-Intercepted	17-4-1	23-15-2
Punts/Number-Average	6-37.8	4-42.0
Penalties/Number-Yards	4-55	5-36
Fumbles/Number-Lost	2-1	0-0

INDIVIDUAL STATISTICS

RUSHING – Miami: Franklin 16-49; Nathan 7-26; Woodley 4-16; Vigorito 1-4; Harris 1-1.

Washington: Riggins 38-166, 1 TD; Garrett 1-44; Harmon 9-40; Theismann 3-20; Walker 1-6.

PASSING – Miami: Woodley 14-4-1, 97 yards, 1 TD; Strock 3-0-0, 0 yards, 0 TDs.

Washington: Theismann 23-15-2, 143 yards, 2 TDs.

RECEIVING – Miami: Cefalo 2-82, 1 TD; Harris 2-15.

Washington: Brown 6-60, 1 TD; Warren 5-28; Garrett 2-13, 1 TD; Walker 1-27; Riggins 1-15.

INTERCEPTIONS – Miami: Duhe 1-0; L. Blackwood 1-0.

Washington: Murphy 1-0.

SACKS – Miami: Baumhower 1; Gordon 1; Rhone 1.

Washington: Manley 1.

MISSED FIELD GOALS – Miami: None.

Washington: None.

1983 AFC PLAYOFF

SEAHAWKS 27, DOLPHINS 20
December 31, 1983

Orange Bowl
Miami, FL

The Miami Dolphins saw their season end on a sour note as they lost a 27-20 decision to the Seattle Seahawks in the first round of the AFC playoffs. Before 71,032 fans in the Orange Bowl, Dolphins rookie quarterback Dan Marino returned from his December 4 knee injury. On their second possession, the Dolphins launched a 12-play, 80-yard drive ending with a 19-yard TD pass from Marino to tight end Dan Johnson (PAT missed). A 59-yard return by Zachary Dixon on the ensuing kickoff led to a six-yard scoring toss from Seattle's Dave Krieg to Cullen Bryant with the extra point, giving the Seahawks a one point lead. Miami immediately retaliated, using a 17-yard Marino to Mark Duper hook-up to pave the way for a 32-yard circus catch by Duper for the touchdown. Early in the third quarter, a David Overstreet fumble in Seattle territory set the Seahawks up for a 55-yard TD march featuring a 28-yard completion from Krieg to Paul Johns, and culminating in a one-yard run by Curt Warner. Norm Johnson's 27-yard field goal early in the fourth quarter gave Seattle a 17-13 lead. The Dolphins managed to regain the lead at 20-17 following a Gerald Small interception (18-yard return) and Woody Bennett's two-yard run with only 3:43 remaining. However, the lead was shortlived as the Seahawks came right back to score on Warner's short run following a pair of Krieg to Steve Largent completions for a total of 56 yards. Miami's Fulton Walker then fumbled the Seattle kickoff, thus leading to a 37-yard Johnson field goal. Another Walker kickoff fumble iced the game for the Seahawks, who were participating in the playoffs for the first time in their eight-year history.

SEATTLE	0	7	7	13	-	27
MIAMI	0	13	0	7	-	20

M – Johnson, 19 pass from Marino (kick failed)	12/80	2- 2:23
S – C. Bryant, 6 pass from Krieg (N. Johnson kick)	6/38	2- 5:41
M – Duper, 32 pass from Marino (von Schamann kick)	7/74	2- 9:17
S – Warner, 1 run (N. Johnson kick)	8/55	3- 8:34
S – FG N. Johnson 27	9/40	4- 4:18
M – Bennett, 2 run (von Schamann kick)	3/16	4-11:17
S – Warner, 2 run (N. Johnson kick)	5/66	4-13:12
S – FG N. Johnson 37	4/8	4-13:45

ATT. – 71,032

	Seattle	Miami
First Downs Total-Rush.-Pass.-Pen.	21-12-9-0	21-9-11-1
Total Yards-Plays-Average	334-72-4.6	321-56-5.7
Rushes-Yards-Average	42-151-3.6	30-128-4.3
Net Yards Passing-Times Thrown-Yards Lost	183-1-9	193-0-0
Passes Attempted-Completed-Intercepted	29-15-1	26-15-2
Punts/Number-Average	4-38.0	4-35.5
Penalties/Number-Yards	2-15	5-30
Fumbles/Number-Lost	0-0	3-3

INDIVIDUAL STATISTICS

RUSHING – Miami: Overstreet 9-50; Bennett 7-31, 1 TD; Franklin 6-28; Nathan 8-19.

Seattle: Warner 29-113, 2 TDs; C. Bryant 5-22; Hughes 4-21; Krieg 4-(-5).

PASSING – Miami: Marino 25-15-2, 193 yards, 2 TDs; Clayton 1-0-0, 0 yards, 0 TDs.

Seattle: Krieg 28-15-1, 192 yards, 1 TD; Zorn 1-0-0, 0 yards, 0 TDs.

RECEIVING - Miami: Duper 9-117, 1 TD; Johnson 2-29, 1 TD; Moore 2-26; Rose 1-15; Nathan 1-6.

Seattle: Warner 5-38; Johns 4-60; Largent 2-56; Doornink 2-26; C. Bryant 2-12, 1 TD.

INTERCEPTIONS – Miami: Small 1-18.

Seattle: Harris 1-0; Justin 1-0.

SACKS – Miami: Baumhower 1.

Seattle: None.

MISSED FIELD GOALS – Miami: None.

Seattle: N. Johnson 48(B).

1984 AFC PLAYOFF

DOLPHINS 31, SEAHAWKS 10
December 29, 1984

Orange Bowl
Miami, FL

The Miami Dolphins, led by quarterback Dan Marino's three touchdown passes and a defense that shut out the opposition in three of four quarters, defeated the Seattle Seahawks 31-10 before 73,469 fans in the Orange Bowl. The Dolphins moved in front on their second possession and stayed there. Running back Tony Nathan keyed the 68-yard drive by gaining 38 yards on four carries,

including the touchdown on a 14-yard run. A 26-yard Marino to Mark Clayton completion was the long play of the scoring march. A 32-yard interception return by Seattle's John Harris and a 25-yard pass from Dave Krieg to Steve Largent paved the way for Norm Johnson's 27-yard field goal that cut Miami's lead to 7-3. The Dolphins, however, came right back to score on their next series as a 20-yard reception by Woody Bennett preceded Marino's 34-yard scoring hook-up with Jimmy Cefalo. The Seahawks made it 14-10 at halftime when Largent scored on a 56-yard catch-and-run play. After Miami's defense had stopped Seattle on the Dolphins 24-yard line to open the second half, the Dolphins embarked on a 13-play, 76-yard TD drive that included a Bruce Hardy touchdown catch from three yards out. After the Seahawks' Jeff West managed just a seven-yard punt, Clayton made an acrobatic catch on a tipped ball in the end zone for a 33-yard TD. Miami closed out the scoring on Uwe von Schamann's 37-yard field goal in a drive that featured a 32-yard Marino to Hardy pass.

SEATTLE	0	10	0	0	-	10
MIAMI	7	7	14	3	-	31

M – Nathan, 14 run (von Schamann kick)	8/68	1-10:51
S – FG Johnson 27	7/29	2- 1:24
M – Cefalo, 34 pass from Marino (von Schamann kick)	4/60	2- 4:07
S – Largent, 56 pass from Krieg (Johnson kick)	4/70	2-11:37
M – Hardy, 3 pass from Marino (von Schamann kick)	13/76	3-10:35
M – Clayton, 33 pass from Marino (von Schamann kick)	2/33	3-12:35
M – FG von Schamann 37	8/69	4- 3:32

ATT. – 73,469

	Seattle	Miami
First Downs Total-Rush.-Pass.-Pen.	8-2-6-0	22-8-12-2
Total Yards-Plays-Average	267-55-4.9	405-70-5.8
Rushes-Yards-Average	18-51-2.8	36-143-4.0
Net Yards Passing-Times Thrown-Yards Lost	216-2-18	262-0-0
Passes Attempted-completed-Intercepted	35-20-0	34-21-2
Punts/Number-Average	7-37.0	3-37.0
Penalties/Number-Yards	4-20	1-5
Fumbles/Number-Lost	1-1	0-0

INDIVIDUAL STATISTICS

RUSHING – Miami: Nathan 18-76, 1 TD; Bennett 11-41; P. Johnson 6-22; Carter 1-4.

Seattle: Doornink 10-35; Hughes 7-14; Krieg 1-2.

PASSING – Miami: Marino 34-21-2, 262 yards, 3 TDs.

Seattle: Krieg 35-20-0, 234 yards, 1 TD.

RECEIVING – Miami: Clayton 5-75, 1 TD; Nathan 4-20; Hardy 3-48, 1 TD; Duper 3-32; Cefalo 2-43, 1 TD; Moore 2-11; Bennett 1-20; Rose 1-13.

Seattle: Largent 6-128, 1 TD; Doornink 6-23; Turner 3-38; Skansi 2-31; Hughes 1-8; C. Young 1-5; Krieg 1-1.

INTERCEPTIONS – Miami: None.

Seattle: Harris 2-45.

SACKS – Miami: Betters 1; Brudzinski 1.

Seattle: None.

MISSED FIELD GOALS – Miami: von Schamann 43(WR), 37(WL).

Seattle: N. Johnson 41(WL).

1984 AFC CHAMPIONSHIP

DOLPHINS 45, STEELERS 28
January 6, 1985

Orange Bowl
Miami, FL

The Miami Dolphins, led by Dan Marino's 421 yards passing (four touchdowns) and Mark Duper's 148 yards receiving, advanced to Super Bowl XIX by defeating the Pittsburgh Steelers, 45-28, in the AFC Championship Game before 76,029 fans in the Orange Bowl. The Dolphins scored on their first offensive series as they moved 67 yards in four plays following a William Judson interception, with the TD coming on a 40-yard pass from Marino to Mark Clayton. Pittsburgh's first score came on Rich Erenberg's seven-yard run that had been set up by Walter Abercrombie's 38 yards gained in the 66-yard march. A 26-yard Uwe von Schamann field goal preceded a 65-yard toss from the Steelers' Mark Malone to John Stallworth that gave Pittsburgh a 14-10 lead. The Dolphins then scored two TDs in the final 2:52 of the first half, the first score coming on a 41-yard reception by Duper. After Lyle Blackwood's interception, Marino hit TE Joe Rose for a 28-yard gain before Tony Nathan gave the Dolphins a 24-14 lead on a two-yard run. Miami then scored on its first three second-half possessions, leading off with Marino's 36-yard scoring strike to Duper. The Steelers closed the gap to 31-21 on Malone's 19-yarder to Stallworth (33-yarder to Louis Lipps in drive). Completions to Duper (41 yards), Nathan (20 yards) and Nat Moore (28 yards) then led to a one-yard TD dive by Woody Bennett. Moore then caught a six-yard touchdown pass before Wayne Capers closed out the scoring with a 29-yard TD reception.

PITTSBURGH	7	7	7	7	-	28
MIAMI	7	17	14	7	-	45

M – Clayton 40 pass from Marino (von Schamann kick)	4/67	1- 7:15
P – Erenberg, 7 run (Anderson kick)	7/66	1-11:30
M – FG von Schamann 26	8/55	2- 5:56
P – Stallworth, 65 pass from Malone (Anderson kick)	3/71	2-12:08
M – Duper, 41 pass from Marino (von Schamann kick)	5/77	2-13:30
M – Nathan, 2 run (von Schamann kick)	5/35	2-14:24
M – Duper, 36 pass from Marino (von Schamann kick)	4/78	3- 1:48
P – Stallworth, 19 pass from Malone (Anderson kick)	9/72	3- 7:05
M – Bennett, 1 run (von Schamann kick)	10/80	3-13:20
M – Moore, 6 pass from Marino (von Schamann kick)	9/66	4- 3:55
P – Capers, 29 pass from Malone (Anderson kick)	5/84	4-14:35

ATT. – 76,029

	Pittsburgh	Miami
First Downs/Total-Rush.-Pass.-Pen.	22-8-14-0	28-10-18-0
Total Yards-Plays-Average	455-68-6.7	569-71-8.0
Rushes-Yards-Average	32-143-4.5	38-134-3.5
Net Yards Passing-Times Thrown-Yards Lost	312-0-0	435-0-0
Passes Attempted-Completed-Intercepted	36-20-3	33-22-1
Punts/Number-Average	3-43.7	2-42.5
Penalties/Number-Yards	3-30	3-25
Fumbles/Number-Lost	2-1	1-1

INDIVIDUAL STATISTICS

- RUSHING** – Miami: Nathan 19-64, 1 TD; P. Johnson 10-39; Bennett 8-33, 1 TD; Strock 1-(-2).
Pittsburgh: Abercrombie 15-68; Pollard 11-48; Erenberg 6-27, 1 TD.
- PASSING** – Miami: Marino 32-21-1, 421 yards, 4 TDs; Nathan 1-1-0, 14 yards, 0 TDs.
Pittsburgh: Malone 36-20-3, 312 yards, 3 TDs.
- RECEIVING** – Miami: Nathan 8-114; Duper 5-148, 2 TDs; Clayton 4-95, 1 TD; Moore 2-34, 1 TD; Hardy 2-16; Rose 1-28.
Pittsburgh: Erenberg 5-59; Stallworth 4-111, 2 TDs; Lipps 3-45; Sweeney 3-42; Pollard 3-13; Capers 1-29, 1 TD; Abercrombie 1-13.
- INTERCEPTIONS** – Miami: Judson 1-34; G. Blackwood 1-4; L. Blackwood 1-4.
Pittsburgh: Shell 1-18.
- SACKS** – Miami: None.
Pittsburgh: None.
- MISSED FIELD GOALS** – Miami: von Schamann 52(S).
Pittsburgh: Anderson 53(WR).

SUPER BOWL XIX

49ERS 38, DOLPHINS 16
January 20, 1985

Stanford Stadium
Palo Alto, CA

The Miami Dolphins, unable to score in the game's final two quarters, dropped a 38-16 decision to the San Francisco 49ers in Super Bowl XIX before 84,059 fans in Stanford Stadium. The Dolphins were outgained in the contest by a 537-314 margin with the 49ers maintaining possession for 37:11. Miami opened the scoring on its first possession as Uwe von Schamann converted a 37-yard field goal (key play – Dan Marino's 25-yard completion to Tony Nathan). San Francisco jumped ahead 7-3 when QB Joe Montana led the Niners on an eight-play, 78-yard drive that culminated in a 33-yard TD toss to Carl Monroe. The Dolphins scored their only touchdown of the game on their next series as two Marino completions to Mark Clayton (18, 13 yards) and a 21-yarder to Dan Johnson paved the way for Johnson's two-yard scoring catch. Touchdown runs of eight and two yards by Roger Craig and Montana's six-yard scamper gave San Francisco a 28-10 lead. Von Schamann then connected on field goals of 31 and 30 yards in the final 12 seconds of the first half to close the Dolphins' deficit to 28-16. The 49ers upped their lead on their initial second-half possession on Ray Wersching's 27-yard field goal, before closing out the scoring on Craig's 16-yard scoring reception (key play – 40-yard Montana to Wendell Tyler pass play).

MIAMI	10	6	0	0	-	16
SAN FRANCISCO	7	21	10	0	-	38

M – FG von Schamann 37	7/45	1- 7:36
SF – Monroe, 33 pass from Montana (Wersching kick)	8/78	1-11:48
M – Johnson, 2 pass from Marino (von Schamann kick)	6/70	1-14:15
SF – Craig, 8 pass from Montana (Wersching kick)	4/47	2- 3:26
SF – Montana, 6 run (Wersching kick)	6/55	2- 8:02
SF – Craig, 2 run (Wersching kick)	9/52	2-12:55
M – FG von Schamann 31	12/72	2-14:48
M – FG von Schamann 30	1/0	2-15:00

SF – FG Wersching 27 10/43 3- 4:48
 SF – Craig, 16 pass from Montana (Wersching kick) 5/70 3- 8:42

ATT. – 84,059

	Miami	San Francisco
First Downs Total-Rush.-Pass.-Pen.	19-2-17-0	31-16-15-0
Total Yards-Plays-Average	314-63-5.0	537-76-7.1
Rushes-Yards-Average	9-25-2.8	40-211-5.3
Net Yards Passing-Times Thrown-Yards Lost	289-4-29	326-1-5
Passes Attempted-Completed-Intercepted	50-29-2	35-24-0
Punts/Number-Average	6-39.3	3-32.7
Penalties/Number-Yards	1-10	2-10
Fumbles/Number-Lost	1-0	2-2

INDIVIDUAL STATISTICS

RUSHING – Miami: Nathan 5-18; Bennett 3-7; Marino 1-0.

San Francisco: Tyler 13-65; Montana 5-59, 1 TD; Harmon 5-20; Solomon 1-5; Cooper 1-4.

PASSING – Miami: Marino 50-29-2, 318 yards, 1 TD.

San Francisco: Montana 35-24-0, 331 yards, 3 TDs.

RECEIVING – Miami: Nathan 10-83; Clayton 6-92; Rose 6-73; Johnson 3-28, 1 TD; Moore 2-17; Cefalo 1-14; Duper 1-11.

San Francisco: Craig 8-82, 2 TDs; Clark 5-72; Francis 5-60; Tyler 4-70; Monroe 1-33, 1 TD; Solomon 1-14.

INTERCEPTIONS – Miami: None.

San Francisco: Wright 1-0; Williamson 1-0.

SACKS – Miami: Betters 1.

San Francisco: Board 2; Johnson 1; Tuiasosopo 1.

MISSED FIELD GOALS – Miami: None.

San Francisco: None.

1985 AFC PLAYOFF

DOLPHINS 24, BROWNS 21

January 4, 1986

Orange Bowl

Miami, FL

Most people had not given them much of a chance to win, but the 8-8 Cleveland Browns nearly upset the 12-4 Dolphins in the Orange Bowl. It would take two Ron Davenport touchdowns in the final 17 minutes to send Miami to a 24-21 victory and the AFC Championship Game against New England the following week. Fuad Reveiz put the Dolphins on the board early with a 51-yard field goal on Miami's first drive of the game. But Cleveland came back to score 21 unanswered points, and held a 21-3 advantage midway through the third quarter. Cleveland rookie quarterback Bernie Kosar, who had played two college seasons in the Orange Bowl for the University of Miami, hit Ozzie Newsome with a 16-yard touchdown pass for the Browns first points of the day. Earnest Byner (16-161) ran in from 21 yards out just before the half, and then he broke a 66-yard touchdown jaunt 3:38 into the second half. Just like that, the improbable began to look possible. Dan Marino connected with Nat Moore for a six-yard touchdown pass just over six minutes later and Miami had closed the margin to 21-10. Then it was time for Davenport (6-48) to show his stuff. First, he hit the hole for a 31-yard touchdown run late in the third period and then he closed the scoring and put Miami up for good, going over from one yard out with just 1:57 remaining in the game.

CLEVELAND	7	7	7	0	-	21
MIAMI	3	0	14	7	-	24

M – FG Reveiz 51 5/25 1- 4:26
C – Newsome, 16 pass from Kosar (Bahr kick) 10/82 1-13:36
C – Byner, 21 run (Bahr kick) 8/55 2-14:02
C – Byner, 66 run (Bahr kick) 4/80 3- 3:38
M – N. Moore, 6 pass from Marino (Reveiz kick) 13/74 3- 9:47
M – Davenport, 31 run (Reveiz kick) 5/48 3-13:19
M – Davenport, 1 run (Reveiz kick) 9/73 4-13:03

ATT. – 75,128

	Cleveland	Miami
First Downs Total-Rush.-Pass.-Pen.	17-11-5-1	20-6-13-1
Total Yards-Plays-Average	313-57-5.5	330-64-5.2
Rushes-Yards-Average	37-251-6.8	19-92-4.8
Net Yards Passing-Times Thrown-Yards Lost	62-1-4	238-0-0
Passes Attempted-Completed-Intercepted	19-10-1	45-25-1
Punts/Number-Average	6-37.2	5-41.6
Penalties/Number-Yards	6-49	2-20
Fumbles/Number-Lost	1-0	1-0

INDIVIDUAL STATISTICS

RUSHING – Miami: Davenport 6-48, 2 TDs; Nathan 7-21; Bennett 4-17; Carter 2-6.

Cleveland: Byner 16-161, 2 TDs; Mack 13-56; Dickey 6-28; Kosar 2-6.

PASSING – Miami: Marino 45-25-1, 238 yards, 1 TD.

Cleveland: Kosar 19-10-1, 66 yards, 1 TD.

RECEIVING – Miami: Nathan 10-101; Hardy 5-51; N. Moore 4-29, 1 TD; Johnson 2-17; Rose 1-17; Clayton 1-15; Bennett 1-6; Carter 1-2.

Cleveland: Byner 4-25; Newsome 2-22, 1 TD; Holt 2-2; Cl. Weathers 1-12; Fontenot 1-5.

INTERCEPTIONS – Miami: Lankford 1-2.

Cleveland: Rogers 1-45.

SACKS – Miami: Moore 1.

Cleveland: None.

MISSED FIELD GOALS – Miami: Reveiz 47(S).

Cleveland: None.

1985 AFC CHAMPIONSHIP

PATRIOTS 31, DOLPHINS 14
January 12, 1986

Orange Bowl
Miami, FL

The New England Patriots garnered a bid to their first Super Bowl by snapping an 18-game losing streak to the Dolphins in Miami with a 31-14 triumph, in what would be the final NFL postseason game at the Orange Bowl. The Patriots' only previous victory in Miami came in the first meeting between the two teams in 1966. New England backs Craig James (22-105) and Robert Weathers (16-87) combined for 192 yards rushing and quarterback Tony Eason was on target with a 10-12 performance for 71 yards as the Pats set up a Super Bowl date with the Chicago Bears. After New England got on the board first with a Tony Franklin 23-yard field goal, the Dolphins stormed back for their only lead of the afternoon when Dan Marino passed 10 yards to Dan Johnson early in the second quarter. Eason brought New England right back with three touchdown tosses, and the Pats led 24-7 after three quarters. Miami's last score of the day came early in the fourth quarter when Tony Nathan grabbed a 10-yard TD pass from Marino. New England fullback Mosi Tatupu ended the game's scoring with a one-yard TD jaunt midway through the fourth quarter.

NEW ENGLAND	3	14	7	7	-	31
MIAMI	0	7	0	7	-	14

NE – FG Franklin 23	6/14	1- 6:40
M – Johnson, 10 pass from Marino (Reveiz kick)	11/80	2- 0:21
NE – Collins, 4 pass from Eason (Franklin kick)	8/66	2- 4:50
NE – D. Ramsey, 1 pass from Eason (Franklin kick)	7/36	2- 9:35
NE – Weathers, 2 pass from Eason (Franklin kick)	6/25	3- 3:02
M – Nathan, 10 pass from Marino (Reveiz kick)	1/10	4- 0:32
NE – Tatupu, 1 run (Franklin kick)	9/45	4- 7:26

ATT. – 74,978

	New England	Miami
First Downs Total-Rush.-Pass.-Pen.	21-15-6-0	18-3-15-0
Total Yards-Plays-Average	326-71-4.6	302-62-4.9
Rushes-Yards-Average	59-255-4.3	13-68-5.2
Net Yards Passing-Times Thrown-Yards Lost	71-0-0	234-1-14
Passes Attempted-Completed-Intercepted	12-10-0	48-20-2
Punts/Number-Average	5-40.2	4-41.3
Penalties/Number-Yards	2-15	4-35
Fumbles/Number-Lost	2-2	5-4

INDIVIDUAL STATISTICS

RUSHING – Miami: Carter 6-56; Davenport 3-6; Nathan 2-4; Bennett 1-2; Marino 1-0.

New England: C. James 22-105; Weathers 16-87; Collins 12-61; Tatupu 6-9, 1 TD; Eason 3(-7).

PASSING – Miami: Marino 48-20-2, 248 yards, 2 TDs.

New England: Eason: 12-10-0, 71 yards, 3 TDs.

RECEIVING – Miami: Nathan 5-57, 1 TD; Hardy 3-52; Duper 3-45; Clayton 3-41; Davenport 3-23; Johnson 1-10, 1 TD; N. Moore 1-10; Rose 1-10.

New England: D. Ramsey 3-18, 1 TD; Collins 3-15, 1 TD; Morgan 2-30; Tatupu 1-6; Weathers 1-2, 1 TD.

INTERCEPTIONS – Miami: None.

New England: Marion 1-21; Clayborn 1-0.

SACKS – Miami: None.

New England: Veris 1.

MISSED FIELD GOALS – Miami: Reveiz 31(WR).

New England: Franklin 41(WL).

1990 AFC FIRST ROUND PLAYOFF

DOLPHINS 17, CHIEFS 16
January 5, 1991

Joe Robbie Stadium
Miami, FL

Dan Marino threw two fourth quarter touchdown passes to lead the Dolphins to a dramatic come-from-behind 17-16 playoff win over the Kansas City Chiefs before a crowd of 67,276 at Joe Robbie Stadium. In the final period, Marino hit on all eight of his pass attempts for 101 yards and two touchdowns. It was the 16th time in his career that Marino has engineered a fourth quarter comeback. Including the third quarter, Marino hit on his last ten pass attempts to lead the Dolphins back from a 13-3 deficit to a 17-16 win. The Chiefs opened the scoring in the first quarter when Charles Washington blocked a Reggie Roby punt and returned the ball to Miami's 37-yard line. However, Miami's defense stiffened and held the Chiefs to a 27-yard field goal by Nick Lowery. Miami kicker Pete Stoyanovich tied the score at 3-3 in the second period by booting an NFL playoff record 58-yard field goal. Stoyanovich's kick broke the previous record of 54 yards by Detroit's Eddie Murray on December 24, 1983, against San Francisco and it was the second-longest kick of Stoyanovich's career. The Chiefs took a 10-3 halftime lead by scoring on a 26-yard touchdown strike from Steve DeBerg to Stephone Paige. The Chiefs extended their lead to 16-3 on a pair of third quarter field goals by Lowery from 25 and 38 yards. In the fourth quarter, the Dolphins closed the score to 16-10 as Marino hit fullback Tony Paige with a one-yard touchdown pass. The key play in the drive was a two-yard run by Sammie Smith on a fourth-and-two from Kansas City's 45-yard line. The Dolphins forced the Chiefs to punt on their next possession and received the ball on their own 15-yard line with 10:39 left in the game. The Dolphins converted three third downs and drove to the Chiefs' 12-yard line with 3:28 left in the contest before Marino hit Mark Clayton with a 12-yard touchdown pass to give Miami a 17-16 lead. However, the Chiefs had a chance to win the game as they drove from their own 22-yard line to the Dolphin 34 before Lowery's 52-yard field goal attempt was just short.

KANSAS CITY	3	7	6	0	-	16
MIAMI	0	3	0	14	-	17

KC – FG Lowery 27	9/28	1- 9:56
M – FG Stoyanovich 58	9/40	2- 0:05
KC – Paige, 26 pass from DeBerg (Lowery kick)	4/61	2-13:06
KC – FG Lowery 25	11/63	3-10:14
KC – FG Lowery 38	4/8	3-12:10
M – Paige, 1 pass from Marino (Stoyanovich kick)	10/66	4- 2:42
M – Clayton, 12 pass from Marino (Stoyanovich kick)	11/85	4-11:32

ATT. – 67,276

	Kansas City	Miami
First Downs/Total-Rush.-Pass.-Pen.	16-4-11-1	23-7-14-2
Total Yards-Plays-Average	367-55-6.7	311-64-4.8
Rushes-Yards-Average	24-103-4.3	32-98-3.1
Net Yards Passing-Times Thrown-Yards Lost	264-1-5	213-2-8
Passes Attempted-Completed-Intercepted	30-17-1	30-19-0
Punts/Number-Average	4-35.0	3-39.7
Penalties/Number-Yards	4-35	2-22
Fumbles/Number-Lost	0-0	2-2

INDIVIDUAL STATISTICS

- RUSHING** – Miami: Smith 20-82; Logan 7-17; Paige 1-2; Marino 4-(-3).
 Kansas City: Okoye 13-83; Word 9-13; McNair 2-7.
- PASSING** – Miami: Marino 30-19-0, 221 yards, 2 TDs.
 Kansas City: DeBerg 30-17-1, 269 yards, 1 TD.
- RECEIVING** – Miami: Clayton 5-66, 1 TD; Paige 5-30, 1 TD; Duper 3-36; Edmunds 2-49; Smith 2-22; Jensen 1-11; Martin 1-7.
 Kansas City: Paige 8-142, 1 TD; McNair 3-22; Harry 2-59; Roberts 2-26; R. Thomas 1-15; Hayes 1-5.
- INTERCEPTIONS** – Miami: Williams 1-0.
 Kansas City: None.
- SACKS** – Miami: Griggs 1.
 Kansas City: Smith 1.5; Cooper 0.5.
- MISSED FIELD GOALS** – Miami: Stoyanovich 57(S).
 Kansas City: Lowery 52(S).

1990 AFC DIVISIONAL PLAYOFF

BILLS 44, DOLPHINS 34
January 12, 1991

Rich Stadium
Orchard Park, NY

The Miami Dolphins saw the 1990 season come to an end with a 44-34 loss to the Buffalo Bills in an AFC Divisional Playoff contest in the snow and ice at Rich Stadium. The game was an offensive shootout

as the teams combined for 78 points, 48 first downs, 923 total net yards, 662 passing yards, 261 rushing yards, nine touchdowns and five field goals. Individually, Dan Marino (23 of 49 for 323 yards with three TDs and two INTs) and Jim Kelly (19-29-339-3-1) both passed for over 300 yards. Kelly became the only quarterback to throw for over 300 yards against the Dolphin defense in 1990. Mark Duper (three catches for 113 yards and a score) and Buffalo's Andre Reed (4-122-2) and James Lofton (7-149-1) all went over the 100-yard receiving mark. On the ground, the Bills' Thurman Thomas (32 carries for 117 yards and two TDs) and Miami's Sammie Smith (21-99) led the way. Buffalo dominated the first quarter and jumped out to a 13-3 lead. The Bills scored on their first possession as Kelly hit Reed with a 40-yard touchdown strike and the Dolphins answered the score with a 49-yard field goal to close the score to 7-3. Buffalo added a pair of Scott Norwood field goals – from 24 and 22 yards – to close the first quarter scoring. The Bills struck first in the second quarter on a five-yard run by Thomas to lead 20-3. Miami answered the score on its next possession as Marino and Duper combined for a 64-yard touchdown. The Bills came right back and scored as Kelly threw 13 yards for a score to Lofton to take a 27-10 lead. On their next possession Miami was forced to punt, however the Bills' Al Edwards fumbled the punt and Reggie Roby recovered for Miami on Buffalo's 47-yard line. Miami drove down to the two-yard line where Marino ran in for the score to narrow Buffalo's lead to 27-17 at the half. The Dolphins and Buffalo exchanged third quarter field goals as Stoyanovich hit from 22 yards and Norwood connected from 28 yards. Miami closed the score to 30-27 early in the fourth quarter as Marino threw a two-yard touchdown pass to offensive guard Roy Foster. It was the first reception and touchdown of Foster's career as he became the first offensive or defensive lineman to score an offensive touchdown in a post-season contest since Chicago Bears' defensive tackle William Perry rumbled in from a yard out in Super Bowl XX on January 26, 1986. However, the Bills struck back for 14 quick points to put the game away. First, Thomas scored his second touchdown of the game on a five-yard run. On the ensuing kickoff, Miami returner Marc Logan fumbled the ball and Norwood recovered for Buffalo on the Dolphins' 29-yard line. Two plays later, Kelly and Reed combined for a 26-yard scoring toss and a 44-27 lead. The Dolphins scored the final touchdown of the game with just 1:15 remaining as Marino hit Tony Martin with an eight-yard touchdown pass.

MIAMI	3	14	3	14	–	34
BUFFALO	13	14	3	14	–	44

B – Reed, 40 pass from Kelly (Norwood kick)	5/76	1- 1:54
M – FG Stoyanovich 49	10/40	1- 8:00
B – FG Norwood 24	6/57	1-10:11
B – FG Norwood 22	9/33	1-14:09
B – Thomas, 5 run (Norwood kick)	5/67	2- 2:56
M – Duper, 64 pass from Marino (Stoyanovich kick)	4/80	2- 5:06
B – Lofton, 13 pass from Kelly (Norwood kick)	11/68	2- 9:49
M – Marino, 2 run (Stoyanovich kick)	7/47	2-14:49
M – FG Stoyanovich 22	8/62	3- 4:57
B – FG Norwood 28	9/37	3-13:22
M – Foster, 2 pass from Marino (Stoyanovich kick)	6/43	4- 0:55
B – Thomas, 5 run (Norwood kick)	10/63	4- 4:32
B – Reed, 26 pass from Kelly (Norwood kick)	2/29	4- 5:08
M – Martin, 8 pass from Marino (Stoyanovich kick)	15/91	4-13:45

ATT. – 77,087

	Miami	Buffalo
First Downs/Total-Rush.-Pass.-Pen.	24-9-13-2	24-7-16-1
Total Yards-Plays-Average	430-76-5.6	493-66-7.5
Rushes-Yards-Average	27-107-3.9	37-154-4.2
Net Yards Passing-Times Thrown-Yards Lost	323-0-0	339-0-0
Passes Attempted-Completed-Intercepted	49-23-2	29-19-1
Punts/Number-Average	2-40-0	1-47-0
Penalties/Number-Yards	4-32	4-30
Fumbles/Number-Lost	1-1	3-1

INDIVIDUAL STATISTICS

RUSHING – Miami: Smith 21-99; Logan 5-6; Marino 1-2, 1 TD.

Buffalo: Thomas 32-117, 2 TDs; Kelly 5-37.

PASSING – Miami: Marino 49-23-2, 323 yards, 3 TDs.

Buffalo: Kelly: 29-19-1, 339 yards, 3 TDs.

RECEIVING – Miami: Clayton 4-82; Martin 4-44, 1 TD; Jensen 4-38; Duper 3-113, 1 TD; Edmunds

3-21; Logan 2-6; Smith 1-9; Paige 1-6; Foster 1-2, 1 TD.

Buffalo: Lofton 7-149, 1 TD; Reed 4-122, 2 TDs; Thomas 3-38; McKeller 3-15; Edwards 1-12; Davis 1-3.

INTERCEPTIONS – Miami: Williams 1-0.

Buffalo: Odomes 1-9; Kelso 1-0.

SACKS – Miami: None.

Buffalo: None.

MISSED FIELD GOALS – Miami: None.

Buffalo: None.

1992 AFC DIVISIONAL PLAYOFF

DOLPHINS 31, CHARGERS 0
January 10, 1993

Joe Robbie Stadium
Miami, FL

Miami cornerback Troy Vincent recorded a pair of interceptions and quarterback Dan Marino threw three touchdown passes to lead the Miami Dolphins to a 31-0 win over the San Diego Chargers in the AFC Divisional Playoffs before a crowd of 71,224 at Joe Robbie Stadium. Miami's 31-point margin of victory was the largest by the team in a playoff game. The previous largest margin of victory in the post-season by the Dolphins was three 21-point wins as Miami had a 21-0 win over the Baltimore Colts on January 2, 1972 in the Orange Bowl, a 34-13 win over the San Diego Chargers on January 16, 1983 in the Orange Bowl and a 31-10 win over the Seattle Seahawks on December 29, 1984 in the Orange Bowl. Overall, the Miami defense totaled four interceptions (also safety Louis Oliver and linebacker Bryan Cox), a forced fumble (by cornerback Stephen Braggs), a fumble recovery (by linebacker Dwight Hollier) and a sack (by defensive end Jeff Hunter). The Dolphins held the Chargers to just ten first downs (three rushing and seven passing), 202 yards of total offense (70 rushing and 132 passing) and three of 15 on third down conversions. The Chargers' 15 possessions ended in seven punts, four interceptions, twice on downs, once on a lost fumble and once at the end of the first half. Following a scoreless first quarter, the Dolphins exploded for 21 points in the second quarter to take a 21-0 lead at the half. Miami's 21 points in the second quarter was the most scored by the Dolphins in any quarter of a playoff game in team history. The previous team high for points in a quarter was 20 points which was scored by Miami in the second quarter against San Diego on January 6, 1983. Miami opened the scoring following a Vincent interception which gave the team possession on San Diego's 48-yard line. Marino led the Dolphins on a nine-play, 48-yard drive which was capped-off as Marino tossed a one-yard scoring pass to fullback Tony Paige. The Dolphins increased their lead to 14-0 later in the period as the team again gained possession of the ball following a Vincent interception and drove 37 yards and scored on a nine-yard connection from Marino to tight end Keith Jackson. Miami scored the final points of the first half as Marino again connected with Jackson and the tight end made a diving 30-yard reception in the end zone for the score. Jackson became just the fourth player in team history to record two touchdown receptions for the Dolphins in a playoff contest. Miami and San Diego played to a scoreless third quarter before the Dolphins scored the game's final ten points in the fourth quarter. Miami increased its lead to 24-0 early in the final stanza as kicker Pete Stoyanovich booted a 22-yard field goal. The Dolphins scored the final points of the game as running back Aaron Craver scored on a 25-yard run to increase the margin to 31-0.

SAN DIEGO	0	0	0	0	-	0
MIAMI	0	21	0	10	-	31

M – Paige, 1 pass from Marino (Stoyanovich kick)	9/48	2-	8:30
M – Jackson, 9 pass from Marino (Stoyanovich kick)	2/37	2-	13:14
M – Jackson, 30 pass from Marino (Stoyanovich kick)	4/42	2-	14:33
M – FG Stoyanovich 22	12/60	4-	:57
M – Craver, 25 run (Stoyanovich kick)	6/53	4-	6:41

ATT. – 71,224

	San Diego	Miami
First Downs/Total-Rush.-Pass.-Pen.	10-3-7-0	18-9-9-0
Total Yards-Plays-Average	202-62-3.3	324-69-4.7
Rushes-Yards-Average	16-70-4.4	40-157-3.9
Net Yards Passing-Times Thrown-Yards Lost	132-1-8	167-0-0
Passes Attempted-Completed-Intercepted	45-18-4	29-17-0
Punts/Number-Average	7-46.3	8-41.0
Penalties/Number-Yards	4-39	0-0
Fumbles/Number-Lost	3-1	3-1

INDIVIDUAL STATISTICS

RUSHING – Miami: Craver 8-72, 1 TD; Humphrey 23-71; Parmalee 5-18; Clayton 1-0; Mitchell 1-(-1); Saxton 2-(-3).

San Diego: Bieniemy 4-26; Butts 7-25; Humphries 1-10; Harmon 4-9.

PASSING – Miami: Marino 29-17-0, 167 yards, 3 TDs.

San Diego: Humphries 44-18-4, 140 yards, 0 TDs; Kidd 1-0-0, 0 yards, 0 TDs.

RECEIVING – Miami: Paige 5-14, 1 TD; Jackson 4-53, 2 TDs; Humphrey 4-30; Duper 3-57; Craver 1-13.

San Diego: Harmon 9-73; Walker 3-33; Lewis 2-12; Miller 2-12; Jefferson 1-10; Butts 1-0.

INTERCEPTIONS – Miami: Vincent 2-2; Oliver 1-21; Cox 1-7.

San Diego: None.

SACKS – Miami: Hunter 1.

San Diego: None.

MISSED FIELD GOALS – Miami: None.

San Diego: None.

1992 AFC CHAMPIONSHIP

BILLS 29, DOLPHINS 10
January 17, 1993

Joe Robbie Stadium
Miami, FL

The Miami Dolphins suffered five turnovers (two interceptions and three fumbles) as the team dropped a 29-10 decision to the Buffalo Bills in the AFC Championship Game before a crowd of 72,703 at Joe Robbie Stadium. Buffalo opened the scoring midway through the opening period as defensive end Bruce Smith sacked Miami quarterback Dan Marino and forced a fumble which was recovered by Bills linebacker Darryl Talley on the Dolphins' 47-yard line. Buffalo scored off the takeaway as Steve Christie converted on a 21-yard field goal. Miami tied the score at 3-3 later in the period as Pete Stoyanovich converted on a 51-yard field goal attempt. The Bills took a 10-3 lead early in the second period as quarterback Jim Kelly threw a 17-yard touchdown pass to running back Thurman Thomas. On Miami's next possession, Marino's pass attempt was batted in the air by Buffalo defensive end Phil Hansen and intercepted by Hansen on the Dolphins' 17-yard line. The Bills increased their lead to 13-3 as Christie kicked on a 33-yard field goal. Buffalo took a 20-3 lead early in the third quarter by capitalizing on another Miami turnover as kick returner Mike Williams fumbled the second half kickoff and Buffalo's Carwell Gardner recovered the ball on the Dolphins' 25-yard line. The Bills scored four plays later as running back Kenneth Davis ran into the end zone for a two-yard touchdown. Buffalo increased its lead to 26-3 as Christie hit on a pair of field goals from 21 and 31 yards. Miami closed the score to 26-10 as Marino connected with wide receiver Mark Duper on a 15-yard touchdown pass. With the TD pass, Marino extended his streak to ten consecutive playoff games with one or more touchdown passes which is tied with the Raiders' Ken Stabler (1973-77) for the NFL's all-time record for consecutive post-season games with a touchdown pass. In addition, Duper's touchdown reception was his fifth post-season touchdown catch and broke the team's playoff record for career touchdown receptions. Duper was tied with wide receiver Paul Warfield (four TDs on 34 career playoff catches) and tight end Bruce Hardy (four TDs on 26 catches). Buffalo closed the scoring later in the period as Christie converted his fifth field goal of the game with a 38-yarder.

BUFFALO	3	10	10	6	-	29
MIAMI	3	0	0	7	-	10

B	- FG Christie 21	6/43	1- 9:17
M	- FG Stoyanovich 51	7/39	1- 13:03
B	- Thomas, 17 pass from Kelly (Christie kick)	7/64	2- :40
B	- FG Christie 33	4/2	2- 2:59
B	- Davis, 2 run (Christie kick)	5/24	3- 1:58
B	- FG Christie 21	15/67	3- 11:33
B	- FG Christie 31	5/39	4- :04
M	- Duper, 15 pass from Marino (Stoyanovich kick)	9/62	4- 7:28
B	- FG Christie 38	7/23	4- 12:23

ATT. - 72,703

	Buffalo	Miami
First Downs/Total-Rush.-Pass.-Pen.	20-10-8-2	15-1-14-0
Total Yards-Plays-Average	358-73-4.9	276-60-4.6
Rushes-Yards-Average	48-182-3.8	11-33-3.0
Net Yards Passing-Times Thrown-Yards Lost	176-1-1	243-4-25
Passes Attempted-Completed-Intercepted	24-17-2	45-22-2
Punts/Number-Average	2-34.5	4-37.0
Penalties/Number-Yards	3-20	5-40
Fumbles/Number-Lost	1-0	4-3

INDIVIDUAL STATISTICS

RUSHING - Miami: Humphrey 8-22; Craver 2-13; Marino 1-(-2).

Buffalo: Thomas 20-96; Davis 19-61, 1 TD; Lamb 1-16; Reed 2-6; Kelly 3-4; Gardner 3-(-1).

PASSING - Miami: Marino 45-22-2, 268 yards, 1 TD.

Buffalo: Kelly 24-17-2, 177 yards, 1 TD.

RECEIVING - Miami: Jackson 5-71; Humphrey 5-41; Martin 3-55; Clayton 3-32; Duper 2-36, 1 TD; Banks 2-18; Craver 2-15.

Buffalo: Thomas 5-70, 1 TD; Davis 4-52; Reed 3-25; Lofton 2-19; McKeller 1-11; Metzelaars 1-6; Gardner 1-(-6).

INTERCEPTIONS - Miami: Brown 1-32; Oliver 1-0.

Buffalo: Hicks 1-31; Hansen 1-0.

SACKS - Miami: Coleman 1.

Buffalo: Smith 1.5; Hansen 1; Bennett 1; Talley 0.5.

MISSED FIELD GOALS - Miami: None.

Buffalo: Christie 38(WL).

1994 AFC FIRST-ROUND PLAYOFF

DOLPHINS 27, CHIEFS 17
December 31, 1994

Joe Robbie Stadium
Miami, FL

Dan Marino threw a pair of touchdown passes to lead the Dolphins to a 27-17 win in a First-Round playoff contest against the Kansas City Chiefs before a crowd of 69,757 at Joe Robbie Stadium. The game was billed as Marino-Montana III and the duel between the two future Hall of Famers lived up to the pregame hype. Marino completed 22 of 29 passes for 257 yards with two touchdowns and no interceptions and Montana countered by hitting on 26 of 37 passes for 314 yards with two scores and an interception. The first half was an offensive shootout which was tied at 17-17 with neither team being forced to punt. Kansas City opened the scoring as Montana tossed a one-yard touchdown pass to tight end Derrick Walker. Miami answered the score on its first possession as Bernie Parmalee scored on a one-yard run. The Chiefs came right back to close the first quarter scoring at 14-7 as Montana threw a short pass to fullback Kimble Anders who turned the play into a 57-yard catch and run for the touchdown. Miami cut the score to 14-10 early in the second quarter as Pete Stoyanovich booted a 40-yard field goal. Kansas City upped its lead to 17-10 later in the quarter as Lin Elliott booted a 21-yard field goal. The Dolphins closed the first half scoring as Marino tossed a one-yard touchdown pass to tight end Ronnie Williams. The scoring pass set an NFL record as it marked Marino's 11th consecutive post-season game with a touchdown toss. He moved past a tie with Montana (San Francisco/Kansas City) and Ken Stabler (Oakland) for the longest all-time streak of playoff games with a touchdown pass in NFL history. The Dolphins dominated the second half and outscored the Chiefs by a 10-0 margin. Miami took its first lead of the ballgame at 24-17 on the first drive of the third quarter as Marino and Irving Fryar connected on a seven-yard touchdown pass. Miami increased its lead to 27-17 on a 40-yard field goal late in the third period. The Dolphins forced a pair of turnovers by the Chiefs in Miami territory to preserve the win. First, cornerback J.B. Brown intercepted a Montana aerial on the goal line to stop a drive and then safety Michael Stewart forced and recovered a fumble by Marcus Allen on the Dolphins' 34-yard line.

KANSAS CITY	14	3	0	0	-	17
MIAMI	7	10	10	0	-	27

KC – Walker, 1 pass from Montana (Elliott kick)	11/80	1- 6:28
M – Parmalee, 1 run (Stoyanovich kick)	10/72	1-12:40
KC – Anders, 57 pass from Montana (Elliott kick)	4/83	1-15:20
M – FG Stoyanovich 40	7/35	2- 2:45
KC – FG Elliott, 21	12/69	2- 8:48
M – R. Williams, 1 pass from Marino (Stoyanovich kick)	13/80	2-14:38
M – Fryar, 7 pass from Marino (Stoyanovich kick)	6/64	3- 3:02
M – FG Stoyanovich 40	10/59	3-13:24

ATT. – 69,757

	Kansas City	Miami
First Downs/Total-Rush.-Pass.-Pen.	24-7-17-0	22-7-13-2
Total Yards-Plays-Average	414-60-6.9	381-61-6.2
Rushes-Yards-Average	23-100-4.3	31-132-4.3
Net Yards Passing-Times Thrown-Yards Lost	314-0-0	249-1-8
Passes Attempted-Completed-Intercepted	37-26-1	29-22-0
Punts/Number-Average	2-40.0	3-43.3
Penalties/Number-Yards	4-15	6-50
Fumbles/Number-Lost	3-1	0-0

INDIVIDUAL STATISTICS

RUSHING – Miami: Parmalee 18-57, 1 TD; Spikes 9-49; McDuffie 1-19; Marino 2-4; Craver 1-3.

Kansas City: Allen 14-64; Anders 5-17; Hill 2-14; Montana 2-5.

PASSING – Miami: Marino 29-22-0, 257 yards, 2 TDs.

Kansas City: Montana 37-26-1, 314 yards, 2 TDs.

RECEIVING – Miami: Fryar 6-71, 1 TD; Craver 4-35; Parmalee 2-34; K. Jackson 2-29; M. Williams 2-28; McDuffie 2-25; Saxon 2-24; Miller 1-10; R. Williams 1-1, 1 TD.

Kansas City: K. Anders 6-103, 1 TD; Allen 5-49; Birden 4-56; Cash 3-38; Walker 3-27, 1 TD; Dawson 3-21; Hill 1-11; Davis 1-9.

INTERCEPTIONS – Miami: Brown 1-24.

Kansas City: None.

SACKS – Miami: None.

Kansas City: Thomas 1.

MISSED FIELD GOALS – Miami: None.

Kansas City: None.

1994 AFC DIVISIONAL PLAYOFF

CHARGERS 22, DOLPHINS 21
January 8, 1995

Jack Murphy Stadium
San Diego, CA

Natrone Means rushed for 139 yards and a touchdown to lead the Chargers to a 22-21 win over the Miami Dolphins in an AFC Divisional Playoff contest before a crowd of 63,381 at Jack Murphy Stadium. San Diego had the first scoring threat of the game as they drove down to Miami's 26-yard line, but Miami's Marco Coleman forced a fumble by Means to stop the drive. Following the takeaway, the Dolphins opened the scoring as Dan Marino capped a nine-play, 79-yard drive with an eight-yard scoring pass to tight end Keith Jackson. The Chargers closed the score to 7-3 on their next possession as John Carney booted a 20-yard field goal. Prior to the field goal attempt, San Diego had a first-and-goal from the Dolphins' six-yard line but the Miami defense stiffened and held the Chargers out of the end zone. The Dolphins increased their lead to 14-3 on their next possession as Marino and Jackson connected again in the end zone for a nine-yard touchdown pass. Jackson's two touchdown receptions in the contest tied Miami's all-time single-game playoff record, which was accomplished five previous times. San Diego answered the touchdown with another field goal as Carney connected on a 21-yard effort. Once again, San Diego had a first-and-goal on Miami's six-yard line and the Dolphin defense limited the Chargers to a field goal. Miami closed the first half scoring as Marino threw a 16-yard touchdown pass to Mike Williams with just 27 seconds left in the first half to take a 21-6 lead. San Diego opened the third quarter with a long drive which was halted when Means was held for no gain on a fourth-and-one play from Miami's one-yard line and the Dolphins took possession of the ball. However, on Miami's first play following the goal line stand, Dolphins running back Bernie Parmalee was tackled in the end zone for a safety to bring the score to 21-8. Following a free kick by Miami's John Kidd, the Chargers got the ball on their own 46-yard line and drove for a 24-yard touchdown run by Means to cut the score to 21-15. Miami had the ball for just one play — the safety by Parmalee — in the entire third quarter. San Diego took a 22-21 lead with just 35 seconds left in regulation as Stan Humphries threw an eight-yard touchdown pass to wide receiver Mark Seay. The Dolphins had one final chance to win the game as Marino drove the team down to the Chargers' 30-yard line but Pete Stoyanovich's 48-yard field goal attempt with just eight seconds remaining was wide right.

MIAMI	7	14	0	0	–	21
SAN DIEGO	0	6	9	7	–	22

M	K. Jackson, 8 pass from Marino (Stoyanovich kick)	9/79	1-12:36
SD	FG Carney 20	15/72	2- 4:24
M	K. Jackson, 9 pass from Marino (Stoyanovich kick)	6/52	2- 7:39
SD	FG Carney 21	9/70	2-12:13
M	M. Williams, 16 pass from Marino (Stoyanovich kick)	9/70	2-14:33
SD	SAFETY – Parmalee tackled in end zone by Davis		3- 8:06
SD	Means, 24 run (Carney kick)	8/54	3-12:18
SD	Seay, 8 pass from Humphries (Carney kick)	10/61	4-14:25

ATT. – 63,381

	Miami	San Diego
First Downs/Total-Rush.-Pass.-Pen.	17-2-12-3	28-12-15-1
Total Yards-Plays-Average	282-47-6.0	466-85-5.5
Rushes-Yards-Average	8-26-3.3	40-202-5.1
Net Yards Passing-Times Thrown-Yards Lost	256-1-6	264-2-12
Passes Attempted-Completed-Intercepted	38-24-0	43-28-2
Punts/Number-Average	5-45.2	2-43.5
Penalties/Number-Yards	7-47	5-67
Fumbles/Number-Lost	1-0	2-1

INDIVIDUAL STATISTICS

RUSHING – Miami: Parmalee 7-16; Craver 1-10.

San Diego: Means 24-139 1 TD; Bieniemy 4-33; Culver 6-14; Harmon 3-12; Jefferson 1-3; Humphries 2-1.

PASSING – Miami: Marino 38-24-0, 262 yards, 3 TDs.

San Diego: Humphries 43-28-2, 276 yards, 1TD.

RECEIVING – Miami: K. Jackson 8-109, 2 TDs; Fryar 5-70; McDuffie 5-46; Craver 2-8; Parmalee 2-8; M. Williams 1-16, 1 TD; Saxon 1-5.

San Diego: Harmon 7-57; Seay 6-61, 1 TD; Martin 5-62; Jefferson 3-44; Means 3-16; Culver 2-23; Pupunu 2-13.

INTERCEPTIONS – Miami: Smith 1-14; Stewart 1-0.

San Diego: None.

SACKS – Miami: Coleman 2.

San Diego: Team 1.

MISSED FIELD GOALS – Miami: Stoyanovich 48(WR).

San Diego: None.

1995 AFC FIRST-ROUND PLAYOFF

BILLS 37, DOLPHINS 22
December 30, 1995

Rich Stadium
Orchard Park, NY

The Buffalo Bills cruised out to a 24-0 halftime lead en route to a 37-22 victory in an AFC First Round Playoff game in front of 73,103 fans at Rich Stadium. The contest proved to be the last game for Don Shula as head coach of the Dolphins. The Bills, led by running back Thurman Thomas' 158 yards, grounded out an AFC Playoff record 341 rushing yards, breaking the old mark of 318 set by the San Diego Chargers against Boston in 1963. Miami quarterback Dan Marino tied an NFL postseason record, with Bernie Kosar while he was a member of the Cleveland Browns in 1986, with 64 passing attempts and completed 33 (tied for second-highest in NFL postseason) of them for 422 yards (third-highest in NFL postseason). The two teams set a new NFL postseason record with 1,038 combined total net yards, breaking the old mark of 1,036 by the Dolphins and the San Diego Chargers in an overtime game in 1981. The Bills took an early 7-0 lead when Thomas scored on a one-yard touchdown run. Buffalo kicker Steve Christie put the Bills ahead 10-0 at the midway point of the first quarter with a 48-yard field goal. Buffalo needed just four plays to go 68 yards and took a 17-0 advantage when fullback Darick Holmes ran 21 yards for a touchdown with 9:54 left in the half. On the Dolphins' next possession, they drove to the Buffalo 40-yard line but Marino was hit by Bills defensive end Phil Hansen as he threw and the tipped ball was intercepted by linebacker Marlo Perry. It took Buffalo just 49 seconds to make the score 24-0 as Kelly connected with Steve Tasker on a 37-yard touchdown pass to cap a three-play, 62-yard drive midway through the second quarter. The Bills added to their lead in the third quarter by driving 55 yards on ten plays and extended their lead to 27-0 when Christie booted a 23-yard field goal late in the third quarter. Miami got on the board when they took the ball on their next possession and drove 67 yards on nine plays and made the score 27-7 when Marino hit wide receiver O.J. McDuffie on a five-yard touchdown pass. The Bills increased their lead to 34-7 when they culminated a 61-yard drive with a 44-yard touchdown run by fullback Tim Tindale with 9:31 remaining in the game. The Dolphins cut the lead to 34-14 on their next possession as Marino connected with wide receiver Randal Hill on a 45-yard touchdown to close out a seven-play, 68-yard drive. The Bills answered with an eight-play, 44-yard drive that saw Christie kick a 42-yard field goal to make the score 37-14. Miami then took its next possession and marched 73 yards on eight plays and cut the lead to 37-22 when running back Terry Kirby ran one-yard for the score and a two-point conversion from Marino to McDuffie was good. The Dolphins then attempted an onside kick and safety Michael Stewart recovered at the Buffalo 49-yard line. However, Miami's last threat of the game was stopped when Marino was intercepted by Bills cornerback Ken Irvin at Buffalo's 13-yard line with 1:51 left in the game. McDuffie set a new club postseason record (tied with nine others for sixth-highest all-time in NFL postseason) with 11 receptions for 154 yards (a new Dolphin postseason record, surpassing Mark Duper's 148 yards vs. Pittsburgh in 1985).

MIAMI	0	0	0	22	-	22
BUFFALO	10	14	3	10	-	37

B	- Thomas, 1 run (Christie kick)	7/58	1-	5:02
B	- FG Christie 48	6/26	1-	7:58
B	- Holmes, 21 run (Christie kick)	4/68	2-	5:06
B	- Tasker, 37 pass from Kelly (Christie kick)	3/62	2-	7:39
B	- FG Christie 23	10/55	3-	13:57
M	- McDuffie, 5 pass from Marino (Stoyanovich kick)	9/67	4-	1:07
B	- Tindale, 44 run (Christie kick)	3/61	4-	5:29
M	- R. Hill, 45 pass from Marino (Stoyanovich kick)	7/68	4-	6:59
B	- FG Christie 42	8/44	4-	10:24
M	- Kirby, 1 run (Marino pass to McDuffie)	8/73	4-	12:51

ATT. - 73,103

	Miami	Buffalo
First Downs/Total-Rush.-Pass.-Pen.	26-5-20-1	27-18-9-0
Total Yards-Plays-Average	502-80-6.3	536-74-7.2
Rushes-Yards-Average	14-70-5.0	52-341-6.6
Net Yards Passing-Times Thrown-Yards Lost	432-0-0	195-0-0
Passes Attempted-Completed-Intercepted	66-34-3	22-12-2
Punts/Number-Average	3-38.3	4-34.5
Penalties/Number-Yards	4-15	5-29
Fumbles/Number-Lost	2-1	1-0

INDIVIDUAL STATISTICS

RUSHING - Miami: Byars 4-22; Kidd 1-18; Parmalee 5-13; McDuffie 1-9; Kirby 2-8, 1 TD; Marino 1-0. Buffalo: Thomas 25-158, 1 TD; Holmes 15-87, 1 TD; Tindale 4-68, 1 TD; Brooks 2-28; Tasker 2-7; Kelly 3-(-3); Copeland 1-(-4).

PASSING - Miami: Marino 64-33-3, 422 yards, 2 TDs; Kosar 1-1-0, 10 yards, 0 TDs; McDuffie 1-0-0, 0 yards, 0 TDs. Buffalo: Kelly 22-12-2, 195 yards, 1 TD.

RECEIVING – Miami: McDuffie 11-154, 1 TD; Kirby 8-68; Parmalee 4-51; Byars 4-30; Fryar 3-29; Hill 2-59, 1 TD; Clark 2-41.

Buffalo: Tasker 5-108, 1 TD; Thomas 3-42; Cline 2-32; Brooks 2-13.

INTERCEPTIONS – Miami: Atkins 1-26; Vincent 1-0.

Buffalo: Perry 1-3; Johnson 1-2; Irvin 1-0.

SACKS – Miami: None.

Buffalo: None.

MISSED FIELD GOALS – Miami: Stoyanovich 53(S).

Buffalo: None.

1997 AFC FIRST-ROUND PLAYOFF

PATRIOTS 17, DOLPHINS 3
December 28, 1997

Foxboro Stadium
Foxboro, MA

The New England Patriots recorded their third win of the 1997 season over the Dolphins, and their fourth straight over Miami dating back to 1996, by holding Miami to just a field goal in their 17-3 triumph in a first-round playoff game at Foxboro Stadium. The loss was the Dolphins' third straight in the postseason. New England held Miami to 162 yards of total offense, the lowest total in the 32-game postseason history for the Dolphins, below a 176-yard performance against Washington in Super Bowl XVII. In addition, the three points scored by the Dolphins equalled the fewest points scored by the team in a playoff game with a 24-3 loss to the Dallas Cowboys in Super Bowl VI. Overall, New England forced three Miami turnovers, while the Patriots did not commit any miscues and 14 of New England's 17 points resulted from a Dolphins turnover. The Patriots sacked Dolphins quarterback Dan Marino four times on the day and Marino was held without a touchdown for the first time in 14 career playoff games. The Dolphins got to the Patriots' 39 late in the first quarter, but were stopped on third and fourth-and-one. The Patriots had an opportunity to take a 3-0 lead early in the second quarter, but Adam Vinatieri missed wide left on a 48-yard field goal attempt. Three plays later, Chris Slade intercepted a Dan Marino pass and returned it 22 yards to the Dolphins' 29. That led to a 24-yard touchdown pass from Drew Bledsoe to Troy Brown three plays afterward, on third-and-five, 4:33 into the second quarter. New England took over at its own 40 with 2:16 left in the first half and drove to the Dolphins' 30 before Vinatieri missed wide right on a 47-yard field goal try with 30 seconds on the clock. On the second play of the second half, Todd Collins picked off a Marino pass and brought it back 40 yards for a touchdown. The Patriots extended their lead to 17 points with 1:58 left in the third quarter when Vinatieri capped a 15-play, 67-yard drive with a 22-yard field goal. The Dolphins got their only points of the game nine seconds into the fourth quarter, on an Olindo Mare 38-yard field goal. Miami had gained possession at the Patriots' 43 after a Corey Harris 40-yard kickoff return and a ten-yard tripping penalty on the Patriots. Harris recovered the ensuing onside kick, and the Dolphins took over at their own 44. On the next play, however, Chris Canty stripped the ball from Marino and Slade recovered at the Dolphins' 41. Miami got into New England territory on each of its last two possessions – getting as far as the 45 and 43 – but were stopped on fourth down on each occasion.

MIAMI	0	0	0	3	–	3
NEW ENGLAND	0	7	10	0	–	17

NE – Brown, 24 pass from Bledsoe (Vinatieri kick)	3/29	2- 4:33
NE – Collins, 40 interception return (Vinatieri kick)		3- :55
NE – FG Vinatieri 22	15/67	3-13:02
M – FG Mare 38	8/23	4- :09

ATT. – 73,103

	Miami	New England
First Downs/Total-Rush.-Pass.-Pen.	10-2-6-2	15-7-7-1
Total Yards-Plays-Average	162-64-2.5	228-66-3.5
Rushes-Yards-Average	17-42-2.5	31-108-3.5
Net Yards Passing-Times Thrown-Yards Lost	120-4-21	120-3-19
Passes Attempted-Completed-Intercepted	43-17-2	32-16-0
Punts/Number-Average	7/37.4	7/36.7
Penalties/Number-Yards	5-21	5-31
Fumbles/Number-Lost	2-1	2-0

INDIVIDUAL STATISTICS

RUSHING – Miami: Parmalee 9-22; Abdul-Jabbar 5-16; McPhail 1-4; Marino 1-2; Pritchett 1-(-2).

New England: Cullors 22-86; Grier 6-16; Bledsoe 2-4; Meggett 1-2.

PASSING – Miami: Marino 43-17-2, 141 yards, 0 TDs.

New England: Bledsoe 32-16-0, 139 yards, 1 TD.

RECEIVING – Miami: McPhail 5-28; L. Thomas 3-62; Parmalee 3-13; McDuffie 3-6; Perriman 1-13; Jordan 1-11; Drayton 1-8.

New England: Glenn 4-57; Coates 4-25; Brown 2-32, 1 TD; Meggett 2-11; Jefferson 1-7; Purnell 1-4; Gash 1-3; Cullors 1-0.

INTERCEPTIONS – Miami: None.

New England: Collins 1-40, 1 TD; Slade 1-22.

SACKS – Miami: Armstrong 1; Brigance 1; Gardener 1.

New England: Canty 1; Johnson 1; McGinest 1; Slade 1.

MISSED FIELD GOALS – Miami: None.

New England: Vinatieri 48(WL); 47(WR).

1998 AFC FIRST-ROUND PLAYOFF

DOLPHINS 24, BILLS 17
January 2, 1999

Pro Player Stadium
Miami, FL

The Dolphins recorded their first playoff win since the 1994 season, snapping a three-game losing streak in the postseason with a 24-17 win in an AFC First-Round Playoff game over the Buffalo Bills at Pro Player Stadium. Doug Flutie connected with Eric Moulds for a 65-yard completion on the game's first play from scrimmage, but Terrell Buckley stripped the ball and Brock Marion returned the fumble 17 yards to the Dolphins' 29-yard line. That led to a 16-play, 57-yard drive which used 8:23 of the clock and ended with an Olindo Mare 31-yard field goal. Miami made it a 6-0 game on Mare's second field goal of the afternoon, from 40 yards out, 4:24 into the second quarter. The score capped an 11-play, 66-yard drive that consumed 6:22 of the clock. Mare attempted an onside kick on the ensuing kickoff that was recovered by the Bills' Dan Brandenburg. Three plays later, Buffalo took its first lead of the game when Thurman Thomas ran it in from one-yard out, two plays after Flutie and Moulds combined for a 37-yard completion to the Dolphins' five-yard line. Buffalo got to the Dolphins' six-yard line with 24 seconds remaining in the first half, but Marion picked off a Flutie pass and returned it 19 yards. A personal foul penalty on the Bills put the Dolphins at their own 35. Dan Marino then completed a 52-yard pass to Oronde Gadsden who then lateraled the ball to O.J. McDuffie, putting the Dolphins at the Bills' nine-yard line. Mare, however, hit the right upright on a 26-yard field goal attempt as time expired in the half. The Dolphins regained the lead at 13-7 on Karim Abdul-Jabbar's three-yard touchdown run with 2:32 left in the third quarter. Abdul-Jabbar rushed for 21 yards on the 52-yard drive, which was accomplished in 12 plays and saw the Dolphins connect on three third down conversions. Stanley Pritchett punched it in for the two-point conversion. Buffalo answered less than two minutes later with a 32-yard touchdown pass from Flutie to Moulds which tied the game at 14 with 48 seconds left in the third quarter. Miami got the ball back and embarked on a 17-play, 77-yard drive that ended with Mare's third field goal of the game, from 23 yards out, 5:15 into the fourth period. Four plays afterward, Jerry Wilson forced the ball loose from Andre Reed after a reception and Terrell Buckley recovered, returning it six yards to midfield. The Dolphins capitalized off that turnover when Marino connected with Lamar Thomas for an 11-yard scoring strike on third-and-seven with 3:32 remaining in the game, capping the eight play drive. The Bills took over at their own 20 and got to the Dolphins' 15-yard line before Steve Christie connected on a 33-yard field goal with 1:33 left in the game. Kurt Schulz recovered the ensuing onside kick for Buffalo, giving them possession at their own 31 with 1:30 to play. The first play of the drive was a 30-yard completion from Flutie to Moulds, putting the Bills at the Dolphins' 39-yard line. From there, Buffalo converted three consecutive third downs, giving them a first-and-goal from the Dolphins' five-yard line with 17 seconds remaining. Trace Armstrong then sacked Flutie, forcing the ball loose, which was recovered by Shane Burton to preserve the victory. Moulds finished the game with an NFL playoff record 240 receiving yards.

BUFFALO	0	7	7	3	-	17
MIAMI	3	3	8	10	-	24

M – FG Mare 31	16/57	1 - 8:53
M – FG Mare 40	11/66	2 - 4:24
B – T. Thomas, 1 run (Christie kick)	3/42	2 - 6:06
M – Abdul-Jabbar, 3 run (Pritchett run)	12/52	3 -12:28
B – Moulds, 32 pass from Flutie (Christie kick)	4/81	3 -14:12
M – FG Mare 23	11/77	4 - 5:15
M – L. Thomas, 11 pass from Marino (Mare kick)	8/50	4 -11:18
B – FG Christie 33	7/65	4 -13:27

ATT. – 72,698

	Buffalo	Miami
First Downs/Total-Rush.-Pass.-Pen.	23-7-13-3	25-10-10-5
Total Yards-Plays-Average	416-57-7.3	345-69-5.0
Rushes-Yards-Average	18-77-4.3	34-117-3.4
Net Yards Passing-Times Thrown-Yards Lost	339-3-21	228-1-7
Passes Attempted-Completed-Intercepted	36-21-1	34-23-1
Punts/Number-Average	2/36.5	1/34.0
Penalties/Number-Yards	9-93	6-75
Fumbles/Number-Lost	4-4	0-0

INDIVIDUAL STATISTICS

RUSHING – Miami: Abdul-Jabbar 27-95, 1 TD; Parmalee 2-10; Pritchett 2-7; Avery 1-3; McDuffie 1-3; Marino 1-(-1).
 Buffalo: T. Thomas 7-33, 1 TD; Flutie 4-29; A. Smith 7-15.

PASSING – Miami: Marino 34-23-1, 235 yards, 1 TD.
 Buffalo: Flutie 36-21-1, 360 yards, 1 TD.

RECEIVING – Miami: McDuffie 6-53; Gadsden 5-85; L. Thomas 4-36, 1 TD; Drayton 3-20; Perry 2-29; Abdul-Jabbar 2-4; Ruddy 1-8.
 Buffalo: Moulds 9-240, 1 TD; Reed 5-60; Williams 2-20; Loud 1-12; A. Smith 1-12; Gash 1-9; Riemersma 1-4; T. Thomas 1-3.

INTERCEPTIONS – Miami: Marion 1-19.
 Buffalo: Jackson 1-0.

SACKS – Miami: Armstrong 1; Gardener 0.5; Jones 0.5; Rodgers 0.5; Tanner 0.5.
 Buffalo: Wiley 1.

MISSED FIELD GOALS – Miami: Mare 26(WR).
 Buffalo: None.

1998 AFC DIVISIONAL PLAYOFF

BRONCOS 38, DOLPHINS 3
January 9, 1999

Mile High Stadium
Denver, CO

Miami failed to score a touchdown in its second straight road playoff game, as they dropped their seventh consecutive postseason road game overall, with a 38-3 loss to the Broncos at Mile High Stadium. After stopping the Dolphins on the first series of the game, the Broncos took over at their own eight and embarked on a 14-play, 92-yard drive that used 7:56 of the clock and ended with a Terrell Davis one-yard touchdown run with 5:55 left in the opening quarter. Davis ran for 38 yards on seven carries on the drive, and John Elway completed five of six passes for 48 yards. Denver took a two-touchdown advantage before the first quarter was over when Davis scored on a 20-yard run with 1:02 remaining in the opening period. The touchdown came three plays after Elway connected with Ed McCaffrey for a 33-yard completion to the Dolphins' 33-yard line. Miami answered with an 11-play, 76-yard drive that consumed 5:55 of the clock and ended with an Olindo Mare 22-yard field goal, 4:53 into the second quarter. Dan Marino completed six of seven passes for 55 yards on the march. Denver scored a touchdown on their third consecutive series when Derek Loville ran it in from 11 yards out with 4:39 left in the second quarter. The score capped an 11-play, 87-yard drive that used 5:28 of the clock. As a team, the Broncos rushed for 62 yards on the drive, including 47 yards by Davis. Davis broke loose for a 62-yard run to the Dolphins' 18-yard line on the first play of the second half, leading to a Jason Elam 32-yard field goal four plays afterward. Denver opened a 28-point advantage 1:37 into the fourth quarter when Elway combined with Rod Smith for a 28-yard touchdown strike. The Broncos finished off the scoring when Neil Smith recovered an Oronde Gadsden fumble following a reception and rumbled 79 yards for a touchdown.

MIAMI	0	3	0	-	3
DENVER	14	7	3	14	-
					38

D – Davis, 1 run (Elam kick)	14/92	1 - 9:05
D – Davis, 20 run (Elam kick)	4/66	1 -13:58
M – FG Mare 22	11/76	2 - 4:53
D – Loville, 11 run (Elam kick)	11/87	2 -10:21
D – FG Elam 32	5/66	3 - 3:08
D – R. Smith, 28 pass from Elway (Elam kick)	5/52	4 - 1:37
D – N. Smith, 79 fumble return (Elam kick)		4 - 5:11

ATT. – 75,729

	Miami	Denver
First Downs/Total-Rush.-Pass.-Pen.	14-1-11-2	24-13-10-1
Total Yards-Plays-Average	252-51-4.9	424-62-6.8
Rushes-Yards-Average	13-14-1.1	38-250-6.6
Net Yards Passing-Times Thrown-Yards Lost	238-1-5	174-1-8
Passes Attempted-Completed-Intercepted	37-26-2	23-14-0
Punts/Number-Average	5/45.6	2/48.5
Penalties/Number-Yards	10-57	5-41
Fumbles/Number-Lost	1-1	0-0

INDIVIDUAL STATISTICS

RUSHING – Miami: Parmalee 7-14; Abdul-Jabbar 3-5; Huard 2-(-2); Pritchett 1-(-3).
 Denver: Davis 21-199, 2 TDs; Loville 8-34, 1 TD; Elway 3-19; Brister 6 (-2).

PASSING – Miami: Marino 37-26-2, 243 yards, 0 TDs.
 Denver: Elway 23-14-0, 182 yards, 1 TD.

RECEIVING – Miami: McDuffie 9-118; Parmalee 5-24; Gadsden 4-36; L. Thomas 3-31; Pritchett 3-23; Jacquet 1-6; Abdul-Jabbar 1-5.
 Denver: Sharpe 5-38; R. Smith 4-71, 1 TD; McCaffrey 3-52; Griffith 1-14; Davis 1-7.

INTERCEPTIONS – Miami: None.

Denver: Johnson 1-48; Romanowski 1-0.
SACKS – Miami: Wilson 1.
 Denver: Washington 1.
MISSED FIELD GOALS – Miami: None.
 Denver: None.

1999 AFC FIRST-ROUND PLAYOFF

DOLPHINS 20, SEAHAWKS 17
 January 9, 2000

Kingdome
Seattle, WA

In the last game ever played at the Kingdome, the Dolphins recorded their first road playoff win since 1972 with a 20-17 triumph over the Seattle Seahawks. The Seahawks' second possession of the game started at the Dolphins' 47 after Miami was forced to punt from its own four-yard line. From there, Seattle needed eight plays before Jon Kitna connected with Sean Dawkins for a nine-yard touchdown pass on third-and-three, with 6:18 to play in the first quarter. The score marked the second third-down conversion on the drive for the Seahawks. Kitna and Mike Pritchard hooked up for a pair of completions on the drive, totaling 29 yards. Brock Marion returned the ensuing kickoff 47 yards to midfield. The Dolphins then moved 37 yards in seven plays, leading to an Olindo Mare 32-yard field goal with 2:05 remaining in the opening quarter. The Seahawks re-gained their seven-point advantage with 45 seconds left in the first half on Todd Peterson's 50-yard field goal, which capped an eight-play, 49-yard drive that used 3:45 of the clock. The Dolphins took over at their own 40 on the opening possession of the second half after Peterson's kickoff went out of bounds. Led by Dan Marino, who completed all six of his passes, totaling 56 yards, Miami embarked on a ten-play, 60-yard drive that consumed 6:05 of the clock and ended with a one-yard touchdown pass from Marino to Oronde Gadsden on third-and-goal. The touchdown pass was the 31st for Marino in his playoff career, moving him past Terry Bradshaw into sole possession of second on the NFL's all-time postseason list. The key play on the march was a 27-yard completion from Marino to O.J. McDuffie on third-and-seven from the Seattle 46. Charlie Rogers took the ensuing kickoff and raced 85 yards for a touchdown to give Seattle the lead once again. The Dolphins pulled to within four points on Mare's 50-yard field goal with 2:22 to play in the third quarter, culminating a six-play, 32-yard drive in which Autry Denson rushed for 25 yards. The ensuing outside kick was recovered by Miami's Shawn Wooden, and the Dolphins took over at their own 42. Although they could not take advantage of that opportunity, Tom Hutton's punt that followed pinned Seattle at their own six. Down by four points with 9:09 to play, Miami gained possession at their own 15. On the third play of the series, they faced a third-and-17 from their own 8 when Marino hit Tony Martin for a 23-yard completion. From there, Miami marched the length of the field in just eight more plays, the final one being a two-yard TD run by J.J. Johnson with 4:48 to play in the game. Two plays prior to the score Marino connected with Gadsden for a 24-yard completion on third-and-10 from the Seahawks 29, giving them a first-and-goal from the 5. Seattle went three and out on their next series, and a Terrell Buckley interception with 23 seconds remaining ended any Seattle comeback hopes. The Dolphins dominated the second half of the game, as they gained 230 yards while holding Seattle to just 32 yards over the final 30 minutes of the game. Miami registered a club playoff record six sacks on the afternoon, including three by Trace Armstrong, who was named NFL Defensive Player of the Week for the Wild Card Round of the playoffs.

MIAMI	3	0	10	7	-	20
SEATTLE	7	3	7	0	-	17

S	– Dawkins, 9 pass from Kitna (Peterson kick)	8/47	1 - 8:42
M	– FG Mare 32	7/37	1 -12:55
S	– FG Peterson 50	8/49	2 -15:15
M	– Gadsden, 1 pass from Marino (Mare kick)	10/60	3 - 6:05
S	– Rogers, 85 kickoff return (Peterson kick)		3 - 6:23
M	– FG Mare 50	6/32	3 -12:38
M	– Johnson, 2 run (Peterson kick)	11/85	4 -10:12

ATT. – 66,170

	Miami	Seattle
First Downs/Total-Rush.-Pass.-Pen.	18-7-10-1	12-0-10-2
Total Yards-Plays-Average	299-68-4.4	171-56-3.1
Rushes-Yards-Average	37-108-2.9	20-41-2.1
Net Yards Passing-Times Thrown-Yards Lost	191-1-5	130-6-32
Passes Attempted-Completed-Intercepted	30-17-0	30-14-2
Punts/Number-Average	8/41.3	7/47.9
Penalties/Number-Yards	6-67	2-10
Fumbles/Number-Lost	0-0	0-0

INDIVIDUAL STATISTICS

RUSHING – Miami: Johnson 27-86, 1 TD; Denson 7-19, Pritchett 2-4; Marino 1-(-1).

Seattle: Watters 19-40; Kitna 1-1.

PASSING – Miami: Marino 30-17-0, 196 yards, 1 TD.

Seattle: Kitna 30-14-2, 162 yards, 1 TD.

RECEIVING – Miami: McDuffie 5-82; Martin 5-70; Gadsden 2-25, 1 TD; Johnson 2-3; Konrad 1-7; Goodwin 1-6; Perry 1-3.

Seattle: Dawkins 3-35, 1 TD; Pritchard 3-34; Fauria 3-31; Watters 2-22; Brown 2-18; Galloway 1-22.

INTERCEPTIONS – Miami: Marion 1-31; Buckley 1-6.

Seattle: None.

SACKS – Miami: Armstrong 3; Owens 1; Z. Thomas 1; Wilson 1.

Seattle: Adams 1.

MISSED FIELD GOALS – Miami: None.

Seattle: None.

1999 AFC DIVISIONAL PLAYOFF

JAGUARS 62, DOLPHINS 7
January 15, 2000

ALLTEL Stadium
Jacksonville, FL

The Dolphins allowed the most points in club history and suffered their worst defeat ever as well. The Jaguars took a 7-0 lead on an eight-yard touchdown pass from Mark Brunell to Jimmy Smith on the first series of the game, 4:28 into the contest. A 41-yard completion from Brunell to Smith to the Dolphins' 22 was the key play on the 73-yard drive, in which Jacksonville converted all three of their third down attempts, including the touchdown. On the next play from scrimmage, Aaron Beasley intercepted a Dan Marino pass and Jacksonville took over at the Dolphins' 41. From there, the Jaguars moved 14 yards, setting up a Mike Hollis 45-yard field goal, with 6:19 to play in the opening quarter. The Jaguars scored for the third time in as many possessions when Fred Taylor broke loose for a 90-yard touchdown run with 3:46 remaining in the first quarter. On the following play from scrimmage, Tony Brackens stripped the ball from Marino, Brackens recovered and went 16 yards for the score. On the first play of the second quarter, Jacksonville scored again on a 39-yard touchdown pass from Brunell to Taylor on third-and-14. The Jaguars gained possession at the Dolphins' 21 on their next series after Corey Chamblin blocked a Tom Hutton punt. That led to a James Stewart 25-yard TD run three plays later. Hollis added a 28-yard field goal 1:51 prior to the half. That score came five plays after Carnell Lake recovered a J.J. Johnson fumble at the Dolphins' 30. Miami got its first points of the game three seconds before halftime when Marino and Oronde Gadsden combined for a 20-yard TD pass, on third-and-10. Jay Fiedler connected with Jimmy Smith for a 70-yard touchdown pass, 2:57 into the third quarter, giving Jacksonville 48 points on the afternoon, marking the most points that Miami had ever given up in the postseason. Fiedler fired his second touchdown pass of the day with 6:19 to play in the third quarter when he hit Alvis Whitted for a 38-yard scoring pass. Jacksonville finished the scoring with a Chris Howard five-yard touchdown run 4:23 into the fourth quarter, one play after Donovin Darius recovered an Autry Denson fumble.

MIAMI	0	7	0	0	-	7
JACKSONVILLE	24	17	14	7	-	62

J – Smith, 8 pass from Brunell (Hollis kick)	9/73	1 - 4:28
J – FG Hollis 45	9/14	1 - 8:41
J – Taylor, 90 run (Hollis kick)	2/91	1 -11:14
J – Brackens, 16 fumble return (Hollis kick)		1 -11:39
J – Taylor, 39 pass from Brunell (Hollis kick)	4/53	2 - :12
J – Stewart, 25 run (Hollis kick)	3/21	2 - 2:55
J – FG Hollis 28	5/20	2 -13:09
M – Gadsden, 20 pass from Marino (Mare kick)	9/80	2 -14:57
J – Smith, 70 pass from Fiedler (Hollis kick)	3/78	3 - 2:57
J – Whitted, 38 pass from Fiedler (Hollis kick)	5/69	3 - 8:41
J – Howard, 5 run (Hollis kick)	1/5	4 - 4:23

ATT. – 66,170

	Miami	Jacksonville
First Downs/Total-Rush.-Pass.-Pen.	10/0-6-4	21/10-10-1
Third Down Efficiency	2-14/14.3	8-16/50.0
Total Yards-Plays-Average	133-65-2.0	520-68-7.6
Rushes-Yards-Average	19-23-1.2	46-257-5.6
Net Yards Passing-Times Thrown-Yards Lost	110-5-31	263-2-14
Passes Attempted-Completed-Intercepted	41-16-2	20-12-1
Punts/Number-Average	9-39.6	5-39
Penalties/Number-Yards	9-88	7-51
Fumbles/Number-Lost	6-5	1-1

INDIVIDUAL STATISTICS

RUSHING – Miami: Denson 6-10; Pritchett 2-10; Johnson 8-9; Huard 1-2; Marino 1-0; Hutton 1-(-8).
 Jacksonville: Taylor 18-135, 1 TD; Stewart 11-62, 1 TD; Howard 15-54, 1 TD; Brunell 1-6; Shelton 1-0.

PASSING – Miami: Marino 25-11-2, 95 yards, 1 TD; Huard 16-5-0, 46 yards, 0 TDs.
 Jacksonville: Brunell 9-5-0, 105 yards, 2 TDs; Fiedler 11-7-1, 172 yards, 2 TDs.

RECEIVING – Miami: Gadsden 6-62, 1 TD; Konrad 3-30; McDuffie 2-19; Pritchett 2-17; Johnson 2-11; Drayton 1-2.
 Jacksonville: Smith 5-136, 2 TDs; McCardell 4-52; Taylor 1-39, 1 TD; Whitted 1-38, 1 TD; Shelton 1-12.

INTERCEPTIONS – Miami: Jackson 1-0 yards.
 Jacksonville: Beasley 2-5 yards.

SACKS – Miami: Bowens 1.0; Mixon 1.0.
 Jacksonville: Walker 2; Brackens 1; Leroy 1; Marts 1.

MISSED FIELD GOALS – Miami: None.
 Jacksonville: Hollis 39(WL).

2000 AFC FIRST-ROUND PLAYOFF

DOLPHINS 23, COLTS 17 (OT)
December 30, 2000

Pro Player Stadium
Miami, FL

The Miami Dolphins recorded the second-largest comeback win in team playoff history as they rallied from a 14-0 halftime deficit to earn a 23-17 overtime win against the Indianapolis Colts at Pro Player Stadium. The Dolphins faced a fourth-and-six from the Colts' 39 on their first possession of the game, but could not convert. The Colts took over and marched 47 yards in seven plays, en route to a Mike Vanderjagt 32-yard field goal. The Dolphins made it to the Colts' 33 late in the first quarter, but on third-and-14, Chad Cota intercepted a Jay Fiedler pass in the end zone. Vanderjagt lined up to attempt his second field goal in as many series, but the run by holder Hunter Smith on the fake was short of the first down. On the next play from scrimmage, Chad Bratzke intercepted a Fiedler pass and returned it four yards to the Dolphins' 25. That led to a seven-play, 17-yard drive that culminated with a Vanderjagt 26-yard field goal. Fiedler suffered his third interception in as many series three plays later when Cota picked off his second pass of the day, giving the Colts the ball at the Dolphins' 18. Two plays later, Peyton Manning connected with Jerome Pathon for a 17-yard score. That was followed by a Manning to Ken Dilger pass for the two-point conversion. The Dolphins had a chance to put their first points on the board with 31 seconds left in the first half, but Olindo Mare missed wide right on a 38-yard field goal attempt. The Dolphins opened the second half with an 11-play, 70-yard drive that ended with a two-yard scoring run by Lamar Smith, 6:51 into the half. Smith rushed for 42 yards on seven attempts on the march. The Dolphins cut the lead to four points 4:37 into the fourth quarter on a 38-yard field goal by Mare, which capped a nine-play, 53-yard drive. The Colts answered with a nine-play, 45-yard march which ended with a Vanderjagt 50-yard field goal. The Dolphins took over at their own 20 with 4:55 to play in the game, and marched the length of the field in 14 plays towards the game-tying score, a nine-yard touchdown pass from Fiedler to Jed Weaver on third-and-goal, with 34 seconds remaining in the game. Fiedler threw for 52 yards on the drive, as he completed six of 10 passes while also rushing three times for 15 yards. The Colts got into field goal position 5:44 into the overtime period, but Vanderjagt missed wide right on a 49-yard field goal attempt. The Dolphins took over at their own 39, and on the third play from scrimmage, they got into Colts territory at the 48 on a six-yard completion from Fiedler to Jeff Ogden on third-and-three. Eight plays later, Smith gave the Dolphins their third straight victory in the First Round of the playoffs on a 17-yard touchdown run with 3:34 left in overtime. Smith's 40 attempts represented a new NFL playoff single-game best. His yardage figure was the second-most ever in an NFL postseason contest.

INDIANAPOLIS	3	11	0	3	0	-	17
MIAMI	0	0	7	10	6	-	23

I	– FG Vanderjagt 32	7/47	1 - 7:11
I	– FG Vanderjagt 26	7/17	2 - 5:27
I	– Pathon, 17 pass from Manning (Manning pass to Dilger)	2/18	2 - 7:13
M	– L. Smith, 2 run (Mare kick)	11/70	3 - 6:51
M	– FG Mare 38	9/53	4 - 4:37
I	– FG Vanderjagt 50	9/45	4 - 10:05
M	– Weaver, 9 pass from Fiedler (Mare kick)	14/80	4 - 14:26
M	– L. Smith, 17 run (Mare kick)	11/61	OT - 9:18

ATT. – 73,193

	Indianapolis	Miami
First Downs/Total-Rush-Pass-Pen.	14/6-8-0	26/16-10-0
Third Down Efficiency	2-11/18.2	8-17/47.1
Total Yards-Plays-Average	293-55-5.3	434-84-5.2
Rushes-Yards-Average	23-99-4.3	48-258-5.4
Net Yards Passing-Sacked-Yards Lost	194-0-0	176-2-9
Passes Attempted-Completed-Intercepted	32-17-0	34-19-3
Punts/Number-Average	4-42.8	3-46

Penalties/Number-Yards	1-10	7-55
Fumbles/Number-Lost	0-0	0-0
Time of Possession	27:46	43:40

INDIVIDUAL STATISTICS

RUSHING – Miami: L. Smith 40-209, 2 TDs; Fiedler 7-43; Martin 1-6.

Indianapolis: James 21-107; Manning 1-(-2); Smith 1-(-6).

PASSING – Miami: Fiedler 34-19-3, 185 yards, 1 TD.

Indianapolis: Manning 32-17-0, 194 yards, 1 TD.

RECEIVING – Miami: McDuffie 4-57; Gadsden 4-38; L. Smith 3-18; Martin 2-21; Johnson 2-18; Denson 2-18; Weaver 1-9, 1 TD; Ogden 1-6.

Indianapolis: Pathon 5-69, 1 TD; Harrison 5-63; James 3-33; Dilger 3-16; Pollard 1-13.

INTERCEPTIONS – Miami: None.

Indianapolis: Cota 2-23 yards; Bratzke 1-4 yards.

SACKS – Miami: None

Indianapolis: Johnson 1; Belser 0.5; Whittington 0.5.

MISSED FIELD GOALS – Miami: Mare 38(WR).

Indianapolis: Vanderjagt 49(WR).

2000 AFC DIVISIONAL PLAYOFF

RAIDERS 27, DOLPHINS 0
January 6, 2001

Network Associates Coliseum
Oakland, CA

The Miami Dolphins suffered the first shutout in the team's playoff history with a 27-0 loss to the Oakland Raiders. The Raiders got on the board first 3:34 into the contest when Tory James intercepted a Jay Fiedler pass and returned it 90 yards for a touchdown, the longest interception return ever against the Dolphins in the postseason. The score occurred after the Dolphins were at the Raiders' 16. The Raiders opened a ten-point lead with 4:52 to play in the first quarter on a Sebastian Janikowski 36-yard field goal, which capped an eight-play, 46-yard drive. Janikowski converted his second field goal in as many offensive series when he hit from 33 yards out, 6:24 into the second quarter. The 12-play, 78-yard drive was highlighted by a 32-yard catch-and-run by Terry Kirby to midfield. The Raiders took a 20-point advantage with 1:53 to play in the first half on a six-yard touchdown pass from Rich Gannon to James Jett on third-and-four. The drive began at the Dolphins' 43 after Charles Woodson recovered a Lamar Smith fumble that was forced by Tory James. Of the 43 yards on the march, Gannon scrambled for 19 yards. The final points of the day were scored on the Raiders' first possession of the second half when Tyrone Wheatley ran it in from two yards out, culminating a 12-play, 54-yard drive that used 6:50 of the clock. Gannon threw for 32 yards on the march, including a 12-yard completion to Tim Brown on third-and-seven, one play prior to the touchdown.

MIAMI	0	0	0	0	-	0
OAKLAND	10	10	7	0	-	27

O – James, 90 interception return (Janikowski kick)		1 - 3:24
O – FG Janikowski 36	8/46	1 - 10:08
O – FG Janikowski 33	12/78	2 - 6:24
O – Jett, 6 pass from Gannon (Janikowski kick)	9/43	2 - 13:57
O – Wheatley, 2 run (Janikowski kick)	12/54	3 - 9:04

ATT. – 61,998

	Miami	Oakland
First Downs/Total-Rush-Pass Pen.	10/0-8-2	20/10-7-3
Third Down Efficiency	2-12/16.7	8-16/50.0
Total Yards-Plays-Average	204-56-3.6	267-66-4.0
Rushes-Yards-Average	17-40-2.4	45-140-3.1
Net Yards Passing-Sacked-Yards Lost	164-2-12	127-3-16
Passes Attempted-Completed-Intercepted	37-18-3	18-12-0
Punts/Number-Average	6-34.2	5-46.8
Penalties/Number-Yards	8-55	6-40
Fumbles/Number-Lost	1-1	1-1
Time of Possession	22:36	37:24

INDIVIDUAL STATISTICS

RUSHING – Miami: Johnson 3-12; Johnson 3-12; Fiedler 3-12; L. Smith 8-4.

Oakland: Wheatley 19-56, 1 TD; Kirby 11-37; Gannon 5-31; Jordan 5-15; Kaufman 1-4; Crockett 1-3; Hoying 2-(-2); Jett 1-(-4).

PASSING – Miami: Fiedler 37-18-3, 176 yards, 0 TDs.

Oakland: Gannon 18-12-0, 143 yards, 0 TDs; Hoying 0-0-0, 0 yards, 0 TDs.

RECEIVING – Miami: Denson 6-42; Shepherd 4-20; McDuffie 3-43; Martin 2-27; Gadsden 1-33; Johnson 1-7; L. Smith 1-4.

Oakland: Kirby 2-35; Rison 2-28; Brown 2-27; Jordan 2-14; Jett 2-13; Brigham 1-17; Crockett 1-9.

INTERCEPTIONS – Miami: None.

Oakland: James 2-98 yards, 1 TD; Allen 1-0 yards.
SACKS – Miami: Armstrong 1; Bromell 1; Jones 1.
 Oakland: Bryant 1; Coleman 1.
MISSED FIELD GOALS – Miami: None.
 Oakland: Janikowski 58(S).

2001 AFC FIRST-ROUND PLAYOFF

RAVENS 20, DOLPHINS 3
January 13, 2002

Pro Player Stadium
Miami, FL

The Dolphins dropped their first home playoff game since January 17, 1993, snapping a three-game home playoff win streak. Twan Russell stripped the ball from Jermaine Lewis on the game's opening kickoff and Tommy Hendricks recovered at the Ravens' 24-yard line, leading to an Olindo Mare 33-yard field goal four plays later. The score remained that way until the third play of the second quarter when Terry Allen scored on a four-yard run, culminating a 17-play, 90-yard drive in which Baltimore ran the ball 12 times totaling 61 yards, led by Allen, who rushed for 27 yards on four carries. With just more than a minute remaining in the first half, Jamie Sharper recovered a Travis Minor fumble at the Dolphins' 41-yard line. The Ravens were unable to capitalize, however, as Matt Stover's 40-yard field goal attempt as time expired hit the left upright. Baltimore extended its lead to 11 points with 1:20 to play in the third quarter when Elvis Grbac hit Travis Taylor in the end zone for a four-yard touchdown pass on third-and-goal, capping an 11-play, 99-yard drive. The key play was a 45-yard completion from Grbac to Taylor on third-and-one from the Ravens' 10-yard line. Peter Boulware stripped the ball from Jay Fiedler on a sack on the third play of the fourth quarter, and Boulware recovered at the Dolphins' 37-yard line. That resulted in a Matt Stover 35-yard field goal six plays afterward. Stover added his second field goal in as many series with a 40-yarder with 2:01 to play in the game. That three-pointer came 11 plays after a Duane Starks interception after the Dolphins had made it to the Ravens' 42-yard line. Baltimore rushed for 49 yards on eight attempts on the scoring drive.

BALTIMORE	0	7	7	6	-	20
MIAMI	3	0	0	0	-	3

M	– FG Mare 33	4/9/2:03	1 -12:46
B	– Allen, 4 run (Stover kick)	17/90/8:51	2 -13:34
B	– Taylor, 4 pass from Grbac (Stover kick)	11/99/5:42	3 - 1:20
B	– FG Stover 35	6/20/3:33	4 -11:05
B	– FG Stover 40	11/50/6:33	4 - 2:01

ATT. – 72,251

	Baltimore	Miami
First Downs/Total-Rush-Pass Pe.	20/12-7-1	9/1-6-2
Third Down Efficiency	10-16/62.5	3-11/27.3
Total Yards-Plays-Average	347-69-5.0	151-46-3.3
Rushes-Yards-Average	50-226-4.5	15-46-3.1
Net Yards Passing-Sacked-Yards Lost	121-1-12	105-3-17
Passes Attempted-Completed-Intercepted	18-12-0	28-15-1
Punts/Number-Average	4-45.5	5-47.4
Penalties/Number-Yards	5-35	6-36
Fumbles/Number-Lost	1-1	3-2
Time of Possession	37:54	22:06

INDIVIDUAL STATISTICS

RUSHING – Miami: Fiedler 3-16; Minor 5-14; Lucas 1-10; Smith 6-6.
 Baltimore: Allen 25-109, 1 TD; Brookins 10-65; Williams 6-24; Taylor 1-15; Ayanbadejo 2-8; J. Lewis 2-4; Grbac 2-3; Redman 2-(-2).

PASSING – Miami: Fiedler 28-15-1, 122 yards, 0 TDs.
 Baltimore: Grbac 18-12-0, 133 yards, 1 TD.

RECEIVING – Miami: Ward 5-55; McKnight 4-26; Weaver 2-22; Minor 2-4; Gadsden 1-9; Smith 1-6.
 Baltimore: Sharpe 4-23; Taylor 2-49, 1 TD; Ismail 1-16; Gash 1-13; Heap 1-11; Stokley 1-11; Ayanbadejo 1-7; Brookins 1-3.

INTERCEPTIONS – Miami: None.
 Baltimore: Starks 1-26 yards.

SACKS – Miami: Galyon 1.
 Baltimore: Boulware 1; Mitchel 1; Sharper 1.

MISSED FIELD GOALS – Miami: None.
 Baltimore: Stover 40(WL).

2008 AFC WILD CARD PLAYOFF

RAVENS 29, DOLPHINS 9
January 4, 2009

Dolphin Stadium
Miami, FL

The Dolphins dropped their third straight playoff decision, and their second in a row to the Ravens. The Dolphins took a 3-0 lead on their opening series of the game when Dan Carpenter connected on a 19-yard field goal, eight plays after Joey Porter recovered a Le'Ron McClain fumble and returned it five yards to the Dolphins' 49. Patrick Cobbs accounted for 41 yards on the drive, on a pair of receptions. The Ravens knotted the score on their ensuing series when a Matt Stover 23-yard field goal capped an 11-play, 59-yard drive. The key play was a 31-yard completion from Joe Flacco to Todd Heap, giving the Ravens a first-and-goal from the 4. The Ravens claimed their initial lead of the afternoon with 2:30 to play in the first half when Ed Reed intercepted a Chad Pennington pass and weaved his way 64 yards for a touchdown. Baltimore added three points, 16 seconds before the half on a 31-yard field goal by Stover, culminating a seven-play, 46-yard drive. The score came four plays after Flacco connected with Derrick Mason for a 31-yard hookup to the Dolphins' 17. The Ravens opened a 17-point advantage 7:27 into the second half on an 8-yard TD run by Le'Ron McClain, four plays after Terrell Suggs recovered a Cobbs fumble at the Dolphins' 19. The Dolphins tallied their first touchdown of the day 1:51 into the fourth period on a 2-yard TD pass from Pennington to Ronnie Brown, two plays after Pennington and Davone Bess combined for a 45-yard completion to the Ravens' 5. The PAT was blocked. Flacco finished the scoring on a 5-yard TD run with 3:53 remaining in the contest, as he crossed the goal line three plays after Willis McGahee broke loose for a 48-yard run to the Dolphins' 4.

BALTIMORE	3	10	7	7	-	27
MIAMI	3	0	0	6	-	9

TEAM	SCORE	DRIVE (Plays/Yards/Time)	QTR	CLOCK	VIS.	HOME
M	- Carpenter 19 field goal	8/50/4:15	1	8:17	0	3
B	- Stover 23 field goal	11/59/5:30	1	2:47	3	3
B	- Reed 64 interception return (Stover kick)		2	2:30	10	3
B	- Stover 31 field goal	7/46/1:21	2	0:16	13	3
B	- McClain 8 run (Stover kick)	4/19/2:09	3	7:33	20	3
M	- Brown 2 pass from Pennington (kick blocked)	5/74/1:51	4	13:09	20	9
B	- Flacco 5 run (Stover kick)	8/71/3:44	4	3:53	27	9

ATT. - 74,240

	Baltimore	Miami
First Downs/Total-Rush-Pass Pe.	16/8-7-1	18/5-11-2
Third Down Efficiency	5-12/41.7	2-10/20.0
Total Yards-Plays-Average	286-56-5.1	276-62-4.5
Rushes-Yards-Average	33-151-4.6	21-52-2.5
Net Yards Passing-Sacked-Yards Lost	135-0-0	224-3-28
Passes Attempted-Completed-Intercepted	23-9-0	38-25-4
Punts/Number-Average	5-43.4	3-44.0
Penalties/Number-Yards	7-59	4-34
Fumbles/Number-Lost	1-1	2-1
Time of Possession	26:34	33:26

INDIVIDUAL STATISTICS

RUSHING - Baltimore: McClain 19-75, 1 TD; McGahee 7-62; Flacco 5-8, 1 TD; Neal 1-4; T. Smith 1-2.

Miami: Brown 12-19; Williams 4-17; Polite 3-15; Cobbs 1-1; Pennington 1-0.

PASSING - Baltimore: Flacco 23-9-0, 135 yards.

Miami: Pennington 38-25-4, 252 yards, 1 TD.

RECEIVING - Baltimore: Mason 4-71; Clayton 2-16; Heap 1-31; McGahee 1-9; Neal 1-8.

Miami: Brown 6-43, 1 TD; Ginn 5-38; Cobbs 4-55; London 4-38; Martin 3-16; Bess 2-54; Williams 1-8.

INTERCEPTIONS - Baltimore: Reed 2-76 yards, 1 TD; Leonhard 1-20 yards; Washington 1-12 yards;

Miami: None.

OPPONENTS FUMBLE RECOVERIES - Baltimore: Suggs 1-0 yards.

Miami: Porter 1-5 yards.

SACKS - Baltimore: Pryce 1; Suggs 1; Leonhard 0.5; Nakamura 0.5.

Miami: None.

MISSED FIELD GOALS - Baltimore: None.

Miami: None.

DOLPHINS INDIVIDUAL PLAYOFF RECORDS

The following individual records relate solely to service with the Miami Dolphins. They include National Football League playoff and Super Bowl statistics only. Super Bowl games are marked with a “**”

SERVICE

MOST GAMES PLAYED

- 19 Bob Kuechenberg (1970-84)
- 18 Dan Marino (1983-99)
- 13 by six players

MOST STARTS

- 19 Bob Kuechenberg (1970-84)
- 18 Dan Marino (1983-99)
- 13 Kim Bokamper (1977-85)
- 13 Richmond Webb (1990-00)

SCORING

MOST POINTS

Career

- 64 Garo Yepremian (12 games), 28 XPs, 12 FGs
- 60 Larry Csonka (12 games), 10 TDs

Game

- 18 Larry Csonka (12/30/73 vs. Oakland), 3 TDs

MOST TOUCHDOWNS

Career

- 10 Larry Csonka (12 games), 9 run, 1 pass
- 6 Jim Kiick (11 games), 6 run

Game

- 3 Larry Csonka (12/30/73 vs. Oakland), 3 run

MOST FIELD GOALS

Career

- 12 Garo Yepremian (12 games), 20 attempts
- 9 Uwe von Schamann (ten games), 15 attempts
- 9 Olindo Mare (eight games), 11 attempts

Game

- **3 Uwe von Schamann (1/20/85 vs. San Francisco), 3 attempts
- 3 Olindo Mare (1/2/99 vs. Buffalo), 4 attempts

LONGEST FIELD GOALS

- 58 Pete Stoyanovich (1/5/91 vs. Kansas City)
- 51 Fuad Reveiz (1/4/86 vs. Cleveland)
- 51 Pete Stoyanovich (1/17/93 vs. Buffalo)

MOST POINTS AFTER TOUCHDOWNS

Career

- 32 Uwe von Schamann (ten games), 33 attempts
- 28 Garo Yepremian (12 games), 29 attempts

Game

- 6 Uwe von Schamann (1/6/85 vs. Pittsburgh), 6 attempts

- 5 Uwe von Schamann (1/2/82 vs. San Diego), 5 attempts

MOST TWO-POINT CONVERSIONS

Career

- 1 O.J. McDuffie (six games)
- 1 Stanley Pritchett (three games)

Game

- 1 O.J. McDuffie (12/30/95 at Buffalo)
- 1 Stanley Pritchett (1/2/99 vs. Buffalo)

RUSHING

MOST RUSHING YARDS

Career

- 891 Larry Csonka (12 games), 225 attempts
- 454 Tony Nathan (11 games), 118 attempts

Game

- 209 Lamar Smith (12/30/00 vs. Indianapolis), 40 attempts
- **145 Larry Csonka (1/13/74 vs. Minnesota), 33 attempts

MOST RUSHING ATTEMPTS

Career

- 225 Larry Csonka (12 games)
- 118 Tony Nathan (11 games)

Game

- 40 Lamar Smith (12/30/00 vs. Indianapolis), 209 yards (NFL Record)
- **33 Larry Csonka (1/13/74 vs. Minnesota), 145 yards

MOST RUSHING TOUCHDOWNS

Career

- 9 Larry Csonka (12 games)
- 6 Jim Kiick (11 games)

Game

- 3 Larry Csonka (12/30/73 vs. Oakland)
- 2 Four times, last: Lamar Smith (12/30/00 vs. Indianapolis)

MOST 100-YARD RUSHING GAMES

Career

- 4 Larry Csonka (12 games)
- 1 Mercury Morris (ten games)
- 1 Andra Franklin (six games)
- 1 Lamar Smith (three games)

LONGEST RUNS FROM SCRIMMAGE

- **49 Larry Csonka (1/14/73 vs. Washington)
- 37 Larry Seiple (12/31/72 at Pittsburgh)

PASSING

MOST YARDS PASSING

Career

- 4,510 Dan Marino (18 games)
- 1,467 Bob Griese (12 games)

Game

- 422 Dan Marino (12/30/95 at Buffalo), 33 of 64

421 Dan Marino (1/6/85 vs. Pittsburgh),
21 of 32

MOST PASS ATTEMPTS

Career

687 Dan Marino (18 games)
208 Bob Griese (12 games)

Game

64 Dan Marino (12/30/95 at Buffalo), 33
completions
**50 Dan Marino (1/20/85 vs. San Francisco),
29 completions

MOST PASS COMPLETIONS

Career

385 Dan Marino (18 games)
112 Bob Griese (12 games)

Game

33 Dan Marino (12/30/95 at Buffalo), 64
attempts
29 Don Strock (1/2/82 vs. San Diego), 43
attempts
**29 Dan Marino (1/20/85 vs. San Francisco),
50 attempts

MOST CONSECUTIVE PASS COMPLETIONS

13 Don Strock (1/2/82 vs. San Diego)
11 Dan Marino (1/5/91 vs. Kansas City
through 1/12/91 at Buffalo)

MOST TOUCHDOWN PASSES

Career

32 Dan Marino (18 games)
10 Bob Griese (12 games)

Game

4 Don Strock (1/2/82 vs. San Diego)
4 Dan Marino (1/6/85 vs. Pittsburgh)

MOST PASSES HAD INTERCEPTED

Career

24 Dan Marino (18 games)
12 Bob Griese (12 games)

Game

4 Chad Pennington (1/4/09 vs. Baltimore),
38 attempts
3 David Woodley (1/23/83 vs. N.Y. Jets),
21 attempts
3 Dan Marino (12/30/95 at Buffalo), 64
attempts
3 Jay Fiedler (12/30/00 vs. Indianapolis),
34 attempts
3 Jay Fiedler (1/6/01 at Oakland), 37
attempts

HIGHEST COMPLETION PERCENTAGE

Career (minimum 50 completions)

56.0 Dan Marino (18 games), 385 of 687
attempts
53.8 Bob Griese (12 games), 112 of 208
attempts

Game (minimum 12 completions)

84.2 David Woodley (1/8/83 vs. New
England), 16 of 19 attempts
77.3 David Woodley (1/16/83 vs. San Diego),
17 of 22 attempts

MOST 300-YARD PASSING GAMES

Career

4 Dan Marino (18 games)
1 Don Strock (13 games)

LONGEST PASS PLAYS

**76t David Woodley to Jimmy Cefalo (1/30/83
vs. Washington)
75t Bob Griese to Paul Warfield
(1/2/72 vs. Baltimore)

RECEIVING

MOST RECEPTIONS

Career

65 Tony Nathan (11 games)
50 O.J. McDuffie (ten games)

Game

11 O.J. McDuffie (12/30/95 at Buffalo),
154 yards
**10 Tony Nathan (1/20/85 vs. San Francisco),
83 yards
10 Tony Nathan (1/4/86 vs. Cleveland),
101 yards

MOST RECEIVING YARDS

Career

717 Paul Warfield (11 games), 21.1 per
catch
649 Tony Nathan (11 games), 10.0 per
catch

Game

154 O.J. McDuffie (12/30/95 at Buffalo), 11
receptions
148 Mark Duper (1/6/85 vs. Pittsburgh),
5 receptions

MOST RECEIVING TOUCHDOWNS

Career

5 Mark Duper (ten games), 32 receptions
4 Paul Warfield (11 games), 34 receptions
4 Bruce Hardy (13 games), 26 receptions
4 Keith Jackson (four games), 19
receptions

Game

2 Joe Rose (1/2/82 vs. San Diego)
2 Bruce Hardy (1/8/83 vs. New England)
2 Mark Duper (1/6/85 vs. Pittsburgh)
2 Keith Jackson (1/10/93 vs. San Diego)
2 Keith Jackson (1/8/95 at San Diego)

MOST 100-YARD RECEIVING GAMES

Career

3 Mark Duper (ten games)
3 Tony Nathan (11 games)

PUNTING

MOST PUNTS

Career

50 Larry Seiple (11 games), 1,990 yards
40 Reggie Roby (ten games), 1,622 yards

Game

10 Tom Orosz (1/23/83 vs. N.Y. Jets), 333
yards
8 Three times, last: Tom Hutton (1/15/00
at Jacksonville, 356 yards)

HIGHEST PUNTING AVERAGE

Career (minimum 25 punts)

40.6 Reggie Roby (ten games), 40 punts
39.8 Larry Seiple (11 games), 50 punts

Game (minimum 4 punts)

- 48.6 George Roberts (12/24/78 vs. Houston),
5-243
47.4 Matt Turk (1/13/02 vs. Baltimore), 5-237

LONGEST PUNTS

- 64 Reggie Roby (1/5/91 vs. Kansas City),
net 53
62 Reggie Roby (1/4/86 vs. Cleveland), net 62

PUNT RETURNS

MOST PUNT RETURNS**Career**

- 16 Tom Vigorito (seven games)
14 Jake Scott (ten games)

Game

- 6 Nate Jacquet (1/9/00 at Seattle), 10.5 avg.
5 Scott Miller (1/10/93 vs. San Diego), 9.0 avg.

MOST PUNT RETURN YARDS**Career**

- 129 Tom Vigorito (seven games)
113 O.J. McDuffie (ten games)
110 Nate Jacquet (four games)

Game

- 66 Jeff Ogden (1/6/01 at Oakland), 3
returns
63 Nate Jacquet (1/9/00 at Seattle), 6
returns

LONGEST PUNT RETURNS

- 45 Jeff Ogden (1/6/01 at Oakland)
29 Nate Jacquet (1/15/00 at Jacksonville)

HIGHEST PUNT RETURN AVERAGE**Career (minimum 10 returns)**

- 8.1 Tom Vigorito (seven games), 16 returns
6.8 Jake Scott (ten games), 14 returns

Game (minimum three returns)

- 22.0 Jeff Ogden (1/6/01 at Oakland), 3-66
10.5 Nate Jacquet (1/9/00 at Seattle), 6-63

MOST FAIR CATCHES**Career**

- 11 Jake Scott (seven games) of 25 punts
7 O.J. McDuffie (ten games) of 16 punts

Game

- 4 Jake Scott (12/23/73 vs. Cincinnati) of
five punts

KICKOFF RETURNS

MOST KICKOFF RETURNS**Career**

- 23 Fulton Walker (nine games)
13 Mercury Morris (ten games)

Game

- 8 Marc Logan (1/12/91 at Buffalo), 17.3
average
6 Fulton Walker (12/31/83 vs.
Seattle), 17.3 average
6 Lorenzo Hampton (1/12/86 vs. New
England), 15.2 average

MOST KICKOFF RETURN YARDS**Career**

- 556 Fulton Walker (nine games)
293 Brock Marion (seven games)

Game

- **190 Fulton Walker (1/30/83 vs. Washington),
long 98t
138 Marc Logan (1/12/91 at Buffalo), long 44

LONGEST KICKOFF RETURNS

- **98t Fulton Walker (1/30/83 vs. Washington)
89t Nat Moore (12/21/74 at Oakland)

HIGHEST KICKOFF RETURN AVERAGE**Career (minimum 10 returns)**

- 24.9 O.J. McDuffie (ten games), 10 returns
24.4 Brock Marion (seven games), 12 returns

Game (minimum four returns)

- **47.5 Fulton Walker (1/30/83 vs. Washington),
4-190
24.2 John Avery (1/9/99 at Denver), 5-121

INTERCEPTIONS

MOST INTERCEPTIONS**Career**

- 5 Dick Anderson (11 games)
4 by five players

Game

- 3 A.J. Duhe (1/23/83 vs. N.Y. Jets), 36 yards
2 Four times, last 1992

LONGEST INTERCEPTION RETURNS

- 62t Dick Anderson (1/2/72 vs. Baltimore),
John Unitas
**55 Jake Scott (1/14/73 vs. Washington),
Bill Kilmer

SACKS

MOST SACKS**Career**

- 8 Kim Bokamper (13 games)
6 Trace Armstrong (eight games)

Game

- 3 Trace Armstrong (1/9/00 at Seattle)
2 Bob Heinz (1/2/72 vs. Baltimore)
2 Bob Matheson (12/23/73 vs. Cincinnati)
2 Kim Bokamper (12/24/78 vs. Houston)
2 Kim Bokamper (1/2/82 vs. San Diego)
2 A.J. Duhe (1/16/83 vs. San Diego)
2 Kim Bokamper (1/23/83 vs. N.Y. Jets)
2 Marco Coleman (1/8/95 at San Diego)

FUMBLES

MOST FUMBLES**Career**

- 8 Dan Marino (18 games)
5 Andra Franklin (six games)

Game

- 3 Andra Franklin (1/8/83 vs. New
England)
2 Seven times, last 1999

MOST OWN FUMBLE RECOVERIES**Career**

- 3 Dan Marino (18 games)
2 Bob Griese (12 games)

Game

- 2 Bob Griese (12/27/70 at Oakland)

MOST OPPONENT FUMBLE RECOVERIES**Career**

- 2 Doug Betters (13 games)
- 2 Larry Gordon (seven games)

- 2 Jake Scott (11 games)
- 2 Larry Gordon (12/31/72 at Pittsburgh)

DOLPHINS TEAM PLAYOFF RECORDS

SCORING**MOST POINTS SCORED**

- 45 1/6/85 vs. Pittsburgh
- 38 1/2/82 vs. San Diego

FEWEST POINTS SCORED

- 0 1/6/01 at Oakland
- **3 1/16/72 vs. Dallas
- 3 12/28/97 at New England
- 3 1/9/99 at Denver
- 3 1/13/02 vs. Baltimore

MOST POINTS ALLOWED

- 62 1/15/00 at Jacksonville
- 44 1/12/91 at Buffalo

FEWEST POINTS ALLOWED

- 0 1/2/72 vs. Baltimore
- 0 1/23/83 vs. N.Y. Jets
- 0 1/10/93 vs. San Diego

MOST POINTS, BOTH TEAMS

- 79 San Diego 41, at Miami 38, OT (1/2/82)
- 78 at Buffalo 44, Miami 34 (1/12/91)

FEWEST POINTS, BOTH TEAMS

- 14 at Miami 14, N.Y. Jets 0 (1/23/83)
- 20 at New England 17, Miami 3 (12/28/97)

MOST DECISIVE WIN

- 31 31-0 vs. San Diego (1/10/93)
- 21 21-0 vs. Baltimore (1/2/72)
- 21 34-13 vs. San Diego (1/16/83)
- 21 31-10 vs. Seattle (12/29/84)

MOST DECISIVE LOSS

- 55 62-7 at Jacksonville (1/15/00)
- 35 38-3 at Denver (1/9/99)

MOST TOUCHDOWNS SCORED BY**Rushing**

- 3 12/30/73 vs. Oakland
- **3 1/13/74 vs. Minnesota

Passing

- 4 1/2/82 vs. San Diego
- 4 1/6/85 vs. Pittsburgh

Interception

- 1 1/2/72 vs. Baltimore
- 1 1/23/83 vs. N.Y. Jets

Kickoff Return

None

Kickoff Return

- 1 12/21/74 at Oakland
- **1 1/30/83 vs. Washington

Fumble Return

None

Blocked Punt

- 1 12/24/72 vs. Cleveland

MOST TOUCHDOWNS ALLOWED BY Rushing

- 3 12/30/79 at Pittsburgh
- 3 12/30/95 at Buffalo
- 3 1/9/99 at Denver
- 3 1/15/00 at Jacksonville

Passing

- 4 12/21/74 at Oakland
- 4 1/15/00 at Jacksonville
- 3 Five times, last 1990

Interception

- 1 12/27/70 at Oakland
- 1 12/23/73 vs. Cincinnati
- 1 12/28/97 at New England
- 1 1/6/01 at Oakland
- 1 1/4/09 vs. Baltimore

Punt Return

- 1 1/2/82 vs. San Diego

Kickoff Return

- 1 1/9/00 at Seattle

Fumble Return

- 1 12/31/72 at Pittsburgh
- **1 1/14/73 vs. Washington
- 1 1/9/99 at Denver
- 1 1/15/00 at Indianapolis

Blocked Punt

None

MOST POINTS IN A QUARTER, DOLPHINS**1st-**

- 14 12/23/73 vs. Cincinnati
- **14 1/13/74 vs. Minnesota

2nd-

- 21 1/10/93 vs. San Diego
- 20 1/16/83 vs. San Diego

3rd-

- 14 1/2/82 vs. San Diego
- 14 12/29/84 vs. Seattle
- 14 1/6/85 vs. Pittsburgh
- 14 1/4/86 vs. Cleveland

4th-

- 22 12/30/95 at Buffalo
- 14 1/5/91 vs. Kansas City
- 14 1/12/91 at Buffalo

MOST POINTS IN A QUARTER, OPPONENT**1st-**

- 24 1/2/82 vs. San Diego
- 24 1/15/00 at Jacksonville
- 20 12/30/79 at Pittsburgh

2nd-

- **21 1/20/85 vs. San Francisco
- 17 1/15/00 at Jacksonville

3rd-

14	1/15/00 at Jacksonville
10	12/30/73 vs. Oakland
**10	1/20/85 vs. San Francisco
10	1/17/93 vs. Buffalo
10	12/28/97 at New England

4th-

14	12/21/74 at Oakland
**14	1/30/83 vs. Washington
14	1/12/91 at Buffalo
14	1/9/99 at Denver

MOST POINTS IN A HALF, DOLPHINS**1st-**

27	1/16/83 vs. San Diego
24	1/6/85 vs. Pittsburgh

2nd-

22	12/30/95 at Buffalo
21	Three times, last 1986

MOST POINTS IN A HALF, OPPONENT**1st-**

41	1/15/00 at Jacksonville
**28	1/20/85 vs. San Francisco
27	1/12/91 at Buffalo

2nd-

21	12/21/74 at Oakland
21	1/15/00 at Jacksonville
20	12/31/83 vs. Seattle

FIRST DOWNS

MOST FIRST DOWNS

29	1/16/83 vs. San Diego
28	1/6/85 vs. Pittsburgh

FEWEST FIRST DOWNS

**9	1/30/83 vs. Washington
9	1/13/02 vs. Baltimore
**10	1/16/72 vs. Dallas
10	12/28/97 at New England
10	1/15/00 at Jacksonville
10	1/6/01 at Oakland

MOST FIRST DOWNS ALLOWED

34	1/2/82 vs. San Diego
**31	1/20/85 vs. San Francisco

FEWEST FIRST DOWNS ALLOWED

8	12/29/84 vs. Seattle
10	1/23/83 vs. N.Y. Jets
10	1/10/93 vs. San Diego

MOST FIRST DOWNS BY**Rushing**

18	12/23/73 vs. Cincinnati
18	12/30/73 vs. Oakland

Passing

21	1/2/82 vs. San Diego
20	12/30/95 at Buffalo

Penalty

5	1/2/99 vs. Buffalo
---	--------------------

FEWEST FIRST DOWNS BY**Rushing**

0	1/15/00 at Jacksonville
0	1/6/01 at Oakland
1	1/9/99 at Denver
1	1/13/02 vs. Baltimore

Passing

2	12/30/73 vs. Oakland
**2	1/30/83 vs. Washington

MOST FIRST DOWNS ALLOWED BY**Rushing**

18	12/30/95 at Buffalo
**16	1/20/85 vs. San Francisco

Passing

21	1/2/82 vs. San Diego
17	12/31/94 vs. Kansas City

Penalty

3	Four times, last at Oakland, 1/6/01
---	-------------------------------------

FEWEST FIRST DOWNS ALLOWED BY**Rushing**

0	1/9/00 at Seattle
2	1/23/83 vs. N.Y. Jets
2	12/29/84 vs. Seattle

Passing

5	1/4/86 vs. Cleveland
6	Six times, last 1985

TOTAL NET YARDS

MOST NET YARDS GAINED

569	1/6/85 vs. Pittsburgh
502	12/30/95 at Buffalo

FEWEST NET YARDS GAINED

133	1/15/00 at Jacksonville
151	1/13/02 vs. Baltimore

MOST NET YARDS ALLOWED

564	1/2/82 vs. San Diego
**537	1/20/85 vs. San Francisco

FEWEST NET YARDS ALLOWED

139	1/23/83 vs. N.Y. Jets
171	1/9/00 at Seattle

RUSHING

MOST RUSHING YARDS

266	12/30/73 vs. Oakland, 53 att.
258	12/30/00 vs. Indianapolis, 48 att.

FEWEST RUSHING YARDS

14	1/9/99 at Denver
23	1/15/00 at Jacksonville

MOST RUSHING YARDS ALLOWED

341	12/30/95 at Buffalo, 52 att.
**276	1/30/83 vs. Washington, 52 att.

FEWEST RUSHING YARDS ALLOWED

41	1/9/00 at Seattle, 20 att.
51	12/29/84 vs. Seattle, 18 att.

MOST RUSHING ATTEMPTS

56	1/16/83 vs. San Diego, 214 yards
53	Two times, last 1974

FEWEST RUSHING ATTEMPTS

8	1/8/95 at San Diego
**9	1/20/85 vs. San Francisco, 25 yards
11	1/13/93 vs. Buffalo, 33 yards

MOST RUSHING ATTEMPTS, OPPONENT

59	1/12/86 vs. New England, 255 yards
**52	1/30/83 vs. Washington, 276 yards
52	12/30/95 at Buffalo, 341 yards

FEWEST RUSHING ATTEMPTS, OPPONENT

16	1/10/93 vs. San Diego, 70 yards
17	1/16/83 vs. San Diego, 79 yards

PASSING

MOST NET YARDS PASSING

435 1/6/85 vs. Pittsburgh
432 12/30/95 at Buffalo

FEWEST NET YARDS PASSING

26 12/30/73 vs. Oakland
60 1/23/83 vs. N.Y. Jets

MOST NET YARDS PASSING ALLOWED

415 1/2/82 vs. San Diego
339 1/12/91 at Buffalo
339 1/2/99 vs. Buffalo

FEWEST NET YARDS PASSING ALLOWED

62 1/4/86 vs. Cleveland
71 1/12/86 vs. New England

MOST PASS ATTEMPTS

66 12/30/95 at Buffalo
**50 1/20/85 vs. San Francisco

FEWEST PASS ATTEMPTS

6 12/30/73 vs. Oakland
**7 1/13/74 vs. Minnesota

MOST PASS ATTEMPTS, OPPONENT

54 1/2/82 vs. San Diego
45 1/10/93 vs. San Diego

FEWEST PASS ATTEMPTS, OPPONENT

12 1/2/86 vs. New England
16 12/27/70 at Oakland

MOST PASS COMPLETIONS

34 12/30/95 at Buffalo
31 1/2/82 vs. San Diego

FEWEST PASS COMPLETIONS

3 12/30/73 vs. Oakland
4 Two times, last 1983

MOST PASS COMPLETIONS, OPPONENT

33 1/2/82 vs. San Diego
28 1/8/95 at San Diego
26 12/31/94 vs. Kansas City

FEWEST PASS COMPLETIONS, OPPONENT

8 1/27/70 at Oakland
9 1/24/72 vs. Cleveland
9 1/4/09 vs. Baltimore

INTERCEPTIONS

MOST INTERCEPTIONS

5 12/24/72 vs. Cleveland
5 1/16/83 vs. San Diego
5 1/23/83 vs. N.Y. Jets

MOST INTERCEPTIONS, OPPONENT

4 1/4/09 vs. Baltimore
3 12/24/78 vs. Houston
3 1/23/83 vs. N.Y. Jets
3 12/30/95 at Buffalo
3 12/30/00 vs. Indianapolis
3 1/6/01 at Oakland

PUNTING

MOST PUNTS

10 1/23/83 vs. N.Y. Jets
9 1/15/00 at Jacksonville

MOST PUNT YARDS

356 1/15/00 at Jacksonville
333 1/23/83 vs. N.Y. Jets

FEWEST PUNTS

1 12/30/73 vs. Oakland
1 1/8/83 vs. New England
1 1/2/99 vs. Buffalo

MOST PUNTS, OPPONENT

10 1/23/83 vs. N.Y. Jets
7 Six times, last: 1/9/00 at Seattle

MOST PUNT YARDS, OPPONENT

357 1/23/83 vs. N.Y. Jets
335 1/9/00 at Seattle

FEWEST PUNTS, OPPONENT

1 1/12/91 at Buffalo
2 Seven times, last at Denver, 1/9/99

MOST PUNTS, BOTH TEAMS

20 1/23/83 vs. N.Y. Jets
15 1/10/93 vs. San Diego
15 1/9/00 at Seattle

FEWEST PUNTS, BOTH TEAMS

3 12/30/73 vs. Oakland
3 1/12/91 at Buffalo
3 1/2/99 vs. Buffalo

HIGHEST PUNTING AVERAGE

x-48.6 12/24/72 vs. Houston

HIGHEST PUNTING AVERAGE, OPPONENT

x-51.3 12/31/72 at Pittsburgh

x-minimum 4 punts

SACKS

MOST SACKS

6-32 1/9/00 at Seattle
4-29 1/8/83 vs. New England
4-26 1/23/83 vs. N.Y. Jets

MOST SACKS, OPPONENT

5-31 1/15/00 at Jacksonville
4-14 12/24/72 vs. Cleveland
4-27 1/23/83 vs. N.Y. Jets
**4-29 1/20/85 vs. San Francisco
4-25 1/17/93 vs. Buffalo
4-21 12/28/97 at New England

FUMBLES

MOST FUMBLES

6 1/15/00 at Jacksonville
5 1/12/86 vs. New England

MOST FUMBLES LOST

6-5 1/15/00 at Jacksonville
5-4 1/12/86 vs. New England

MOST FUMBLES, OPPONENT

4 12/27/70 vs. Oakland
4 1/2/99 vs. Buffalo
3 Eight times, last 1994

MOST FUMBLES LOST, OPPONENT

4-4 1/2/99 vs. Buffalo
3-3 12/30/79 at Pittsburgh
3-3 1/2/82 vs. San Diego
3-3 1/8/83 vs. New England

OPPONENTS PLAYOFF RECORDS

The following individual records relate solely to service against the Miami Dolphins. They include National Football League playoff and Super Bowl statistics only. Super Bowl games are marked with a "***."

RUSHING

MOST RUSHING YARDS

Career

- 404 Thurman Thomas, Buffalo (four games)
- 199 Terrell Davis, Denver (one game)

Game

- 199 Terrell Davis, Denver (1/9/99 at Denver), 21 attempts
- **166 John Riggins, Washington (1/30/83 at Pasadena), 38 attempts

MOST RUSHING ATTEMPTS

Career

- 84 Thurman Thomas, Buffalo (four games)
- 42 Marv Hubbard, Oakland (three games)

Game

- **38 John Riggins, Washington (1/30/83 at Pasadena), 166 yards
- 32 Thurman Thomas, Buffalo (1/12/91 at Buffalo), 117 yards

MOST RUSHING TOUCHDOWNS

Career

- 4 Thurman Thomas, Buffalo (four games)
- 2 Earnest Byner, Cleveland (one game)
- 2 Chuck Muncie, San Diego (two games)
- 2 Curt Warner, Seattle (one game)
- 2 Terrell Davis, Denver (one game)

Game

- 2 Earnest Byner, Cleveland (1/4/86 at Miami)
- 2 Thurman Thomas, Buffalo (1/12/91 at Buffalo)
- 2 Curt Warner, Seattle (12/31/83 at Miami)
- 2 Terrell Davis, Denver (1/9/99 at Denver)

LONGEST RUNS FROM SCRIMMAGE

- 90t Fred Taylor, Jacksonville (1/15/00 at Jacksonville)
- 66t Earnest Byner, Cleveland (1/4/86 at Miami)

PASSING

MOST YARDS PASSING

Career

- 711 Jim Kelly, Buffalo (three games)
- 645 Joe Montana, S.F., K.C. (two games)

Game

- 433 Dan Fouts, San Diego (1/2/82 at Miami), 33 of 53
- 360 Doug Flutie, Buffalo (1/2/99 at Miami), 21 of 36

MOST PASS ATTEMPTS

Career

- 87 Stan Humphries, San Diego (two games)
- 87 Dan Fouts, San Diego (two games)

Game

- 53 Dan Fouts, San Diego (1/2/82 at Miami), 33 comp.
- 44 Stan Humphries, San Diego (1/10/93 at Miami), 18 comp.

MOST PASS COMPLETIONS

Career

- 50 Joe Montana, S.F., K.C. (two games)
- 48 Dan Fouts, San Diego (two games)
- 48 Jim Kelly, Buffalo (three games)

Game

- 33 Dan Fouts, San Diego (1/2/82 at Miami), 53 attempts
- 28 Stan Humphries, San Diego (1/8/95 at San Diego), 43 attempts

MOST TOUCHDOWN PASSES

Career

- 5 Ken Stabler, Oakland (two games)
- 5 Joe Montana, S.F., K.C. (two games)
- 5 Jim Kelly, Buffalo (three games)

Game

- 4 Ken Stabler, Oakland (12/21/74 at Oakland)
- 3 Tony Eason, New England (1/12/86 at Miami)
- 3 Dan Fouts, San Diego (1/2/82 at Miami)
- 3 Jim Kelly, Buffalo (1/12/91 at Buffalo)
- **3 Joe Montana, San Francisco (1/20/85 vs. Miami)

MOST PASSES HAD INTERCEPTED

Career

- 6 Dan Fouts, San Diego (two games)
- 6 Stan Humphries, San Diego (two games)

Game

- 5 Dan Fouts, San Diego (1/16/83 at Miami), 34 attempts
- 5 Mike Phipps, Cleveland (12/24/72 at Miami), 23 attempts
- 5 Richard Todd, N.Y. Jets (1/23/83 at Miami), 37 attempts

LONGEST PASS PLAYS

- 82t Daryle Lamonica to Rod Sherman, Oakland (12/27/70 at Oakland)
- 72t Ken Stabler to Cliff Branch, Oakland (12/21/74 at Oakland)

RECEIVING

MOST RECEPTIONS

Career

- 16 Ronnie Harmon, San Diego (two games)
- 14 Kellen Winslow, San Diego (two games)

Game

- 13 Kellen Winslow, San Diego (1/2/82 at Miami), 166 yards
- 9 Lenvil Elliott, Cincinnati (12/23/73 at Miami), 53 yards
- 9 Ronnie Harmon, San Diego (1/10/93 at Miami), 73 yards
- 9 Eric Moulds, Buffalo (1/2/99 at Miami), 240 yards

MOST RECEIVING YARDS

Career

- 240 Eric Moulds, Buffalo (one game)
- 207 Andre Reed, Buffalo (four games)

Game

- 240 Eric Moulds, Buffalo (1/2/99 at Miami), 9 receptions
- 166 Kellen Winslow, San Diego (1/2/82 at Miami), 13 receptions

MOST RECEIVING TOUCHDOWNS

Career

- 3 John Stallworth, Pittsburgh (two games)
- 2 Fred Biletnikoff, Oakland (three games)
- 2 James Brooks, San Diego (two games)
- 2 Roger Craig, San Francisco (one game)
- 2 Andre Reed, Buffalo (four games)
- 2 Jimmy Smith, Jacksonville (one game)

Game

- 2 James Brooks, San Diego (1/2/82 at Miami)
- **2 Roger Craig, San Francisco (1/20/85 vs. Miami)
- 2 Andre Reed, Buffalo (1/21/91 at Buffalo)
- 2 John Stallworth, Pittsburgh (1/6/85 at Miami)
- 2 Jimmy Smith, Jacksonville (1/15/00 at Jacksonville)

FIELD GOALS

MOST FIELD GOALS

Career

- 9 Steve Christie, Buffalo (three games)
- 3 Norm Johnson, Seattle (two games)
- 3 Nick Lowery, Kansas City (one game)
- 3 Horst Muhlmann, Cincinnati (one game)
- 3 Scott Norwood, Buffalo (one game)
- 3 Mike Vanderjagt, Ind. (one game)

Game

- 5 Steve Christie, Buffalo (1/17/93 at Miami) of 6
- 3 Five times, last: Mike Vanderjagt, Indianapolis (12/30/00 at Miami)

LONGEST FIELD GOALS

- 50 Todd Peterson, Seattle (1/9/00 at Seattle)
- 50 Mike Vanderjagt, Indianapolis (12/30/00 at Miami)

INTERCEPTIONS

MOST INTERCEPTIONS

Career

- 3 John Harris, Seattle (two games)
- 2 Willie Brown, Oakland (three games)
- 2 Ken Schroy, N.Y. Jets (one game)
- 2 Aaron Beasley, Jacksonville (one game)
- 2 Chad Cota, Indianapolis (one game)
- 2 Tory James, Oakland (one game)

Game

- 2 Ken Schroy, N.Y. Jets (1/23/83 at Miami), 1 yd.
- 2 John Harris, Seattle (12/29/84 at Miami), 45 yds.
- 2 Aaron Beasley, Jacksonville (1/15/00 at Jacksonville), 5 yds.
- 2 Chad Cota, Indianapolis (12/30/00 at Miami)
- 2 Tory James, Oakland (1/6/01 at Oakland)

LONGEST INTERCEPTION RETURNS

- 90t Tory James, Oakland (Jay Fiedler), 1/6/01 at Oakland
- 64t Ed Reed, Baltimore (Chad Pennington), 1/4/09 at Miami

LONGEST PLAYS

PUNTS

- 63 Ray Guy, Oakland (12/30/73 at Miami)
- 60 Bob Walden, Pittsburgh (12/31/72 at Pittsburgh)

PUNT RETURNS

- 56t Wes Chandler, San Diego (1/2/82 at Miami)
- 38 Thom Darden, Cleveland (12/24/72 at Miami)

KICKOFF RETURNS

- 85t Charlie Rogers, Seattle (1/9/00 at Seattle)
- 59 Zachary Dixon, Seattle (12/31/83 at Miami)

FUMBLE RECOVERIES

- 79t Neil Smith, Denver (Oronde Gadsden), 1/9/99 at Denver
- **49t Mike Bass, Washington (Garop Yepremian), 1/14/73 at Los Angeles

DOLPHINS POST THREE PLAYOFF SHUTOUTS

The Miami Dolphins recorded a 31-0 win over the San Diego Chargers on January 10, 1993, in an AFC Divisional Playoff game. The Dolphins became just the fifth AFC team since the 1970 merger of the American and National Football Leagues to record a shutout in the playoffs. Amazingly, Miami has recorded three of the seven AFC playoff shutouts by having also earned a 14-0 win over the N.Y. Jets on January 23, 1983, and a 21-0 win over the Baltimore Colts on January 2, 1972. The only other AFC playoff shutouts were by the New York Jets (41-0 over the Indianapolis Colts on January 4, 2003), Oakland Raiders (27-0 over the Miami Dolphins on January 6, 2001), the San Diego Chargers (17-0 over the Kansas City Chiefs on January 2, 1993) and the Baltimore Colts (17-0 over the Cincinnati Bengals on December 26, 1970).

ALL-TIME PLAYOFF LEADERS

(**Boldface** indicates active player)

RUSHING

	PLAYER	GAMES	ATT.	YDS.	AVG.	LG	TD
1.	Larry Csonka	12	225	891	4.0	49	9
2.	Tony Nathan	11	118	454	3.8	26	3
3.	Mercury Morris	10	95	440	4.6	27	1
4.	Jim Kiick	11	115	391	3.4	27	6
5.	Andra Franklin	6	93	335	3.6	29	2
6.	Lamar Smith	3	54	219	4.1	24	2
7.	Sammie Smith	2	41	181	4.4	17	0
8.	Woody Bennett	10	59	179	3.0	17	4
9.	Bernie Parmalee	7	53	150	2.8	16	1
10.	Karim Abdul-Jabbar	3	35	116	3.3	18	1
11.	J.J. Johnson	5	38	107	2.8	18	1
12.	David Woodley	5	17	102	6.0	12	1
13.	Aaron Craver	4	12	98	8.2	25t	1
	Bob Griese	12	15	98	8.2	25	1
15.	Bobby Humphrey	2	31	93	3.0	15	0
16.	Benny Malone	3	14	83	5.9	23t	1
17.	Jay Fiedler	3	13	71	5.5	11	0
18.	Joe Carter	4	9	66	7.3	19	0
19.	Pete Johnson	3	16	61	3.8	14	0
20.	Ron Davenport	2	9	54	6.0	31t	2
21.	David Overstreet	1	9	50	5.6	13	0
22.	Irving Spikes	3	9	49	5.4	23	0
23.	Leroy Harris	1	9	43	4.8	9	0
24.	Delvin Williams	2	21	42	2.0	9	0
25.	Autry Denson	4	16	41	2.6	17	0
26.	Larry Seiple	11	1	37	37.0	37	0
27.	Paul Warfield	11	4	34	8.5	25	0
28.	O.J. McDuffie	10	3	31	10.3	19	0
29.	Marc Logan	2	12	23	1.9	7	0
30.	Keith Byars	1	4	22	5.5	10	0
31.	Ronnie Brown	1	12	19	1.6	6	0
32.	John Kidd	4	1	18	18.0	18	0
33.	Don Nottingham	6	2	17	8.5	12	0
	Tom Vigorito	7	4	17	4.3	6	0
	Ricky Williams	1	4	17	4.3	7	0
36.	Stanley Pritchett	5	8	16	2.0	7	0
37.	Lousaka Polite	1	3	15	5.0	11	0
38.	Travis Minor	1	5	14	2.8	5	0
39.	Gary Davis	1	2	12	6.0	9	0
40.	Tom Orosz	5	1	11	11.0	11	0
41.	Ray Lucas	1	1	10	10.0	10	0
42.	Eddie Hill	12	3	8	2.7	4	0
	Terry Kirby	1	2	8	4.0	7	1
	Charles Leigh	9	1	8	8.0	8	0
45.	Nat Moore	13	1	7	7.0	7	0
46.	Tony Martin	8	1	6	6.0	6	0
47.	Jerris McPhail	1	1	4	4.0	4	0
48.	John Avery	2	1	3	3.0	3	0
	Earl Morrall	2	4	3	0.8	3	0
50.	Tony Paige	4	1	2	2.0	2	0
51.	Patrick Cobbs	1	1	1	1.0	1	0
	Duriel Harris	7	1	1	1.0	1	0
	Dan Marino	18	15	1	0.1	5	1
54.	Norm Bulaich	2	2	0	0.0	0	0
	Mark Clayton	10	1	0	0.0	0	0
	Damon Huard	4	3	0	0.0	2	0
	Chad Pennington	1	1	0	0.0	0	0
58.	Scott Mitchell	2	1	-1	-1.0	-1	0
59.	Don Strock	13	1	-2	-2.0	-2	0

	PLAYER	GAMES	ATT.	YDS.	AVG.	LG	TD
60.	James Saxon	4	2	-3	-1.5	0	0
61.	Jim Jensen	13	2	-6	-3.0	-3	0
62.	Tom Hutton	2	1	-8	-8.0	-8	0
63.	George Roberts	2	1	-9	-9.0	-9	0

PASSING

	PLAYER	GAMES	ATT.	COMP.	YDS.	PCT.	TD	INT	RATE
1.	Dan Marino	18	687	385	4510	56.0	32	24	77.1
2.	Bob Griese	12	208	112	1467	53.8	10	12	68.4
3.	David Woodley	5	81	48	645	59.3	0	1	79.6
4.	Don Strock	13	62	38	551	61.3	4	3	91.6
5.	Jay Fiedler	3	99	52	483	52.5	1	7	40.1
6.	Chad Pennington	1	38	25	252	65.8	1	4	53.7
7.	Earl Morrall	2	24	13	139	54.2	1	1	68.0
8.	Damon Huard	4	16	5	46	31.3	0	0	40.6
9.	Tony Nathan	11	2	2	34	1.000	0	0	118.8
10.	Bernie Kosar	1	1	1	10	1.000	0	0	108.3
11.	Marlin Briscoe	7	1	0	0	0.0	0	1	39.6
	O.J. McDuffie	10	1	0	0	0.0	0	0	39.6

RECEIVING

	PLAYER	GAMES	NO.	YDS.	AVG.	LG	TD
1.	Tony Nathan	11	62	622	10.3	39	2
2.	O.J. McDuffie	10	50	603	12.1	31	1
3.	Paul Warfield	11	34	717	21.1	75t	4
4.	Mark Duper	10	32	595	18.6	64t	5
5.	Mark Clayton	10	31	498	16.1	40t	3
6.	Bruce Hardy	13	26	336	12.9	50t	4
7.	Oronde Gadsden	7	23	288	12.5	52	2
8.	Nat Moore	13	21	265	12.6	40	3
9.	Duriel Harris	7	19	303	15.9	36	1
	Keith Jackson	4	19	262	13.8	31	4
11.	Joe Rose	11	18	260	14.4	35	2
	Jim Kiick	11	18	115	6.4	21	0
13.	Tony Martin	8	17	224	13.2	23	1
14.	Bernie Parmalee	7	16	130	8.1	26	0
15.	Irving Fryar	3	14	170	12.1	24	1
16.	Howard Twilley	11	13	186	14.3	28t	1
17.	Jimmy Cefalo	10	12	297	24.8	76t	2
18.	Tony Paige	4	11	50	4.5	9	2
19.	Lamar Thomas	3	10	129	12.9	42	1
	Marv Fleming	10	10	114	11.4	27	1
21.	Tom Vigorito	7	9	103	11.4	33	0
	Jim Mandich	11	9	86	9.6	19	1
	Bobby Humphrey	2	9	71	7.9	20	0
	Aaron Craver	4	9	71	7.9	15	0
25.	Dan Johnson	5	8	84	10.5	21	3
	Terry Kirby	1	8	68	8.5	19	0
	Autry Denson	4	8	60	7.5	14	0
28.	J.J. Johnson	5	7	39	5.6	11	0
	Delvin Williams	2	7	34	4.9	8	0
30.	Ronnie Brown	1	6	43	7.2	23	1
31.	Ferrell Edmunds	4	5	70	14.0	37	0
	Dedric Ward	1	5	55	11.0	19	0
	Jim Jensen	13	5	49	9.8	12	0
	Stanley Pritchett	5	5	40	8.0	12	0
	Ted Ginn, Jr.	1	5	38	7.6	9	0
	Troy Drayton	3	5	30	6.0	10	0
	Jerris McPhail	1	5	28	5.6	16	0
	Lamar Smith	3	5	28	5.6	8	0
39.	Patrick Cobbs	1	4	55	13.8	30	0
	Marlin Briscoe	7	4	42	10.5	18	0
	Brandon London	1	4	38	9.5	10	0
	Rob Konrad	4	4	37	9.3	13	0
	Keith Byars	1	4	30	7.5	12	0
	Larry Csonka	12	4	26	6.5	9t	1
	James McKnight	1	4	26	6.5	12	0

	PLAYER	GAMES	NO.	YDS.	AVG.	LG	TD
	Leslie Shepherd	1	4	20	5.0	11	0
47.	Mike Williams	4	3	44	14.7	19	1
	Ed Perry	6	3	32	10.7	22	0
	Sammie Smith	2	3	31	10.3	13	0
	Jed Weaver	3	3	31	10.3	20	1
	James Saxon	4	3	29	9.7	9	0
	Ron Davenport	2	3	23	7.7	9	0
	David Martin	1	3	16	5.3	15	0
	Karim Abdul-Jabbar	3	3	9	3.0	5	0
	Mercury Morris	10	3	9	3.0	9	0
56.	Randal Hill	1	2	59	29.5	45t	1
	Davone Bess	1	2	54	27.0	45	0
	Gary Clark	1	2	41	20.5	31	0
	Willie Richardson	1	2	30	15.0	19	1
	Woody Bennett	10	2	26	13.0	20	0
	Gary Davis	1	2	24	12.0	14	0
	Andre Tillman	1	2	24	12.0	13t	1
	Fred Banks	2	2	18	9.0	13	0
	Norm Bulaich	2	2	14	7.0	8	0
	Ronnie Lee	11	2	12	6.0	6t	1
	Marc Logan	2	2	8	4.0	6	0
	Travis Minor	1	2	4	2.0	4	0
	Eddie Hill	12	2	3	1.5	2	0
69.	Leroy Harris	1	1	21	21.0	21	0
	Brett Perriman	1	1	13	13.0	13	0
	Charles Jordan	1	1	11	11.0	11	0
	Scott Miller	4	1	10	10.0	10	0
	Don Nottingham	6	1	9	9.0	9	0
	Tim Ruddy	11	1	8	8.0	8	0
	Ricky Williams	1	1	8	8.0	8	0
	Hunter Goodwin	5	1	6	6.0	6	0
	Nate Jacquet	4	1	6	6.0	6	0
	Jeff Ogden	3	1	6	6.0	6	0
	Rich Diana	4	1	5	5.0	5	0
	Joe Carter	4	1	2	2.0	2t	0
	Roy Foster	12	1	2	2.0	2t	1
	Ronnie Williams	3	1	1	1.0	1	1
	Bob Torrey	1	1	0	0.0	0	0

SCORING

	PLAYER	GAMES	TD	TDR	TDP	TDRT	FG	PAT	PTS.
1.	Garo Yepremian	12	0	0	0	0	12	28	64
2.	Larry Csonka	12	10	9	1	0	0	0	60
3.	Uwe von Schamann	10	0	0	0	0	9	32	59
4.	Pete Stoyanovich	7	0	0	0	0	7	19	40
5.	Jim Kiick	11	6	6	0	0	0	0	36
6.	Olindo Mare	8	0	0	0	0	9	6	33
7.	Mark Duper	10	5	0	5	0	0	0	30
	Tony Nathan	11	5	3	2	0	0	0	30
9.	Woody Bennett	10	4	4	0	0	0	0	24
	Bruce Hardy	13	4	0	4	0	0	0	24
	Keith Jackson	4	4	0	4	0	0	0	24
	Nat Moore	13	4	0	3	1	0	0	24
	Paul Warfield	11	4	0	4	0	0	0	24
14.	Mark Clayton	10	3	0	3	0	0	0	18
	Dan Johnson	5	3	0	3	0	0	0	18
16.	Jimmy Cefalo	10	2	0	2	0	0	0	12
	Ron Davenport	2	2	2	0	0	0	0	12
	Andra Franklin	6	2	2	0	0	0	0	12
	Oronde Gadsden	7	2	0	2	0	0	0	12
	Tony Paige	4	2	0	2	0	0	0	12
	Joe Rose	11	2	0	2	0	0	0	12
	Lamar Smith	3	2	2	0	0	0	0	12
23.	O.J. McDuffie	10	1	0	1	0	0	0	8#
24.	Fuad Reveiz	2	0	0	0	0	1	5	8
25.	Karim Abdul-Jabbar	3	1	1	0	0	0	0	6
	Dick Anderson	11	1	0	0	1	0	0	6

PLAYER	GAMES	TD	TDR	TDP	TDRT	FG	PAT	PTS.
Charlie Babb	9	1	0	0	1	0	0	6
Ronnie Brown	1	1	0	1	0	0	0	6
Aaron Craver	4	1	1	0	0	0	0	6
A.J. Duhe	11	1	0	0	1	0	0	6
Randal Hill	1	1	0	1	0	0	0	6
Marv Fleming	10	1	0	1	0	0	0	6
Roy Foster	12	1	0	1	0	0	0	6
Irving Fryar	3	1	0	1	0	0	0	6
Duriel Harris	7	1	0	1	0	0	0	6
J.J. Johnson	5	1	1	0	0	0	0	6
Terry Kirby	1	1	1	0	0	0	0	6
Ronnie Lee	11	1	0	1	0	0	0	6
Benny Malone	3	1	1	0	0	0	0	6
Jim Mandich	11	1	0	1	0	0	0	6
Dan Marino	18	1	1	0	0	0	0	6
Tony Martin	8	1	0	1	0	0	0	6
Mercury Morris	10	1	1	0	0	0	0	6
Bernie Parmalee	7	1	1	0	0	0	0	6
Willie Richardson	1	1	0	1	0	0	0	6
Lamar Thomas	3	1	0	1	0	0	0	6
Andre Tillman	1	1	0	1	0	0	0	6
Howard Twilley	11	1	0	1	0	0	0	6
Fulton Walker	9	1	0	0	1	0	0	6
Jed Weaver	3	1	0	1	0	0	0	6
Mike Williams	4	1	0	1	0	0	0	6
Ronnie Williams	3	1	0	1	0	0	0	6
David Woodley	5	1	1	0	0	0	0	6
54. Dan Carpenter	1	0	0	0	0	1	0	3
55. Stanley Pritchett	5	0	0	0	0	0	0	2#

– two point conversion

INTERCEPTIONS

	PLAYER	GAMES	NO.	YDS.	AVG.	LG	TD
1.	Dick Anderson	11	5	107	21.4	62	1
2.	Jake Scott	11	4	76	19.0	55	0
	Gerald Small	7	4	42	10.5	18	0
	A.J. Duhe	11	4	36	9.0	35	1
	Glenn Blackwood	11	4	27	6.8	19	0
	Lyle Blackwood	9	4	11	2.8	8	0
7.	Curtis Johnson	11	3	43	14.3	33	0
	Troy Vincent	5	3	2	0.7	2	0
9.	J.B. Brown	7	2	56	28.0	32	0
	Brock Marion	7	2	50	25.0	31	0
	Nick Buoniconti	11	2	38	19.0	32	0
	Don McNeal	10	2	36	18.0	20	0
	Louis Oliver	5	2	21	10.5	21	0
	Mike Kolen	10	2	16	8.0	11	0
	Doug Swift	11	2	12	6.0	12	0
	Jarvis Williams	4	2	0	0.0	0	0
16.	William Judson	10	1	34	34.0	34	0
	Bob Matheson	12	1	29	29.0	29	0
	Gene Atkins	3	1	26	26.0	26	0
	Frankie Smith	2	1	14	14.0	14	0
	Bryan Cox	5	1	7	7.0	7	0
	Terrell Buckley	6	1	6	6.0	6	0
	Paul Lankford	12	1	2	2.0	2	0
	Calvin Jackson	6	1	0	0.0	0	0
	Michael Stewart	3	1	0	0.0	0	0

THE LAST TIME (PLAYOFFS)...

KICKOFF RETURNED FOR A TOUCHDOWN

By Dolphins – Fulton Walker vs. Washington, SB XVII (98 yards), 1/30/83

By Opponents – Charlie Rogers at Seattle (85 yards), 1/9/00

PUNT RETURNED FOR A TOUCHDOWN

By Dolphins – None

By Opponents – Wes Chandler of San Diego (56 yards), 1/2/82

INTERCEPTED PASS RETURNED FOR A TOUCHDOWN

By Dolphins – A.J. Duhe vs. N.Y. Jets (35 yards), 1/23/83

By Opponents – Ed Reed of Baltimore (64 yards), 1/4/09

FUMBLE RETURNED FOR A TOUCHDOWN

By Dolphins – None

By Opponents – Tony Brackens at Jacksonville (16 yards), 1/15/00

OPPONENTS FUMBLE RETURNED FOR A TOUCHDOWN

By Dolphins – None

By Opponents – Tony Brackens at Jacksonville (16 yards), 1/15/00

BLOCKED FIELD GOAL RETURNED FOR A TOUCHDOWN

By Dolphins – None

By Opponents – None

BLOCKED PUNT RETURNED FOR A TOUCHDOWN

By Dolphins – Charlie Babb vs. Cleveland (5 yards), 12/24/72

By Opponents – None

SAFETY SCORED

By Dolphins – Dan Pastorini of Houston runs out of end zone, 12/24/78

By Opponents – Reuben Davis at San Diego (tackles Bernie Parmalee in end zone), 1/8/95

SHUTOUT

By Dolphins – at Miami 31, San Diego 0, 1/10/93

By Opponents – at Oakland 27, Miami 0, 1/6/01

200 YARDS RUSHING

By Dolphins – Lamar Smith vs. Indianapolis (209 yards), 12/30/00

By Opponents – None

100 YARDS RUSHING

By Dolphins – Lamar Smith vs. Indianapolis (209 yards), 12/30/00

By Opponents – Terry Allen of Baltimore (109 yards), 1/13/02

100 YARDS RUSHING IN A HALF

By Dolphins – None

By Opponents – Fred Taylor at Jacksonville (135 yards in first half), 1/15/00

TWO 100-YARD RUSHERS

By Dolphins – None

By Opponents – None

100 YARDS RUSHING AND RECEIVING

By Dolphins – None

By Opponents – None

400 YARDS PASSING

By Dolphins – Dan Marino at Buffalo (422 yards), 12/30/95

By Opponents – Dan Fouts of San Diego (433 yards), 1/2/82

300 YARDS PASSING

By Dolphins – Dan Marino at Buffalo (422 yards), 12/30/95

By Opponents – Doug Flutie of Buffalo (360 yards), 1/2/99

200 YARDS RECEIVING

By Dolphins – None

By Opponents – Eric Moulds of Buffalo (240 yards), 1/2/99

100 YARDS RECEIVING

By Dolphins – O.J. McDuffie at Denver (118 yards), 1/9/99

By Opponents – Jimmy Smith at Jacksonville (136 yards), 1/15/00

100 YARDS RECEIVING IN A HALF

By Dolphins – O.J. McDuffie at Buffalo (111 yards in second half), 12/30/95

By Opponents – Eric Moulds of Buffalo (102 yards in first half; 138 yards in second half), 1/2/99

TWO 100 YARD RECEIVERS

By Dolphins – Mark Duper (148 yards) and Tony Nathan (114 yards) vs. Pittsburgh, 1/6/85

By Opponents – James Lofton (149 yards) and Andre Reed (122 yards) at Buffalo, 1/12/91

FIVE TOUCHDOWN PASSES

By Dolphins – None

By Opponents – None

FOUR TOUCHDOWN PASSES

By Dolphins – Dan Marino vs. Pittsburgh, 1/6/85

By Opponents – Ken Stabler at Oakland, 12/21/74

THREE TOUCHDOWN PASSES

By Dolphins – Dan Marino at San Diego, 1/8/95

By Opponents – Joe Montana of San Francisco (SB XIX), 1/20/85

FOUR TOUCHDOWN RECEPTIONS

By Dolphins – None

By Opponents – None

THREE TOUCHDOWN RECEPTIONS

By Dolphins – None

By Opponents – None

TWO TOUCHDOWN RECEPTIONS

By Dolphins – Keith Jackson at San Diego, 1/8/85

By Opponents – Jimmy Smith at Jacksonville, 1/15/00

FOUR TOUCHDOWNS RUSHING

By Dolphins – None

By Opponents – None

THREE TOUCHDOWNS RUSHING

By Dolphins – Larry Csonka vs. Oakland, 12/30/73

By Opponents – None

TWO TOUCHDOWNS RUSHING

By Dolphins – Lamar Smith vs. Indianapolis, 12/30/00, OT

By Opponents – Terrell Davis at Denver, 1/9/99

FOUR FIELD GOALS

By Dolphins – None

By Opponents – Steve Christie (5) of Buffalo, 1/17/93

THREE FIELD GOALS

By Dolphins – Olindo Mare vs. Buffalo, 1/2/99

By Opponents – Mike Vanderjagt of Indianapolis, 12/30/00

THREE INTERCEPTIONS

By Dolphins – A.J. Duhe vs. N.Y. Jets, 1/23/83

By Opponents – None

TWO INTERCEPTIONS

By Dolphins – Troy Vincent vs. San Diego, 1/10/93

By Opponents – Ed Reed of Baltimore (64 yards), 1/4/09

THREE SACKS

By Dolphins – Trace Armstrong at Seattle, 1/9/00

By Opponents – None

TWO SACKS

By Dolphins – Trace Armstrong (3) at Seattle, 1/9/00

By Opponents – Gary Walker at Jacksonville, 1/15/00

BLOCKED FIELD GOAL

By Dolphins – William Judson vs. Seattle (Norm Johnson, 48 yards), 12/31/83

By Opponents – Leroy Jones of San Diego (Uwe von Schamann, 34 yards), 1/2/82

BLOCKED PUNT

By Dolphins – Don McNeal vs. N.Y. Jets (Chuck Ramsey), 1/23/83

By Opponents – Corey Chamblin at Jacksonville (Tom Hutton), 1/15/00

MISSED POINT AFTER TOUCHDOWN ATTEMPT

By Dolphins – Dan Carpenter vs. Baltimore, 1/4/09

By Opponents – Rolf Benirschke of San Diego, 1/16/83

TWO POINT CONVERSION

By Dolphins – Stanley Pritchett run vs. Buffalo, 1/2/99

By Opponents – Ken Dilger pass from Peyton Manning of Indianapolis, 12/30/00

HONORS

ALL-NFL (FIRST TEAM)

- Will Allen (cornerback) – SI 2007.
Dick Anderson (safety) – AP 1972-73; Writers 1972-73; NEA 1972-74; PFW 1973.
Bob Baumhower (defensive tackle) – SN 1981; AP 1983; PFW 1983.
Doug Betters (defensive end) – AP 1983; NEA 1983; SN 1983; Writers 1983; PFW 1983.
Vernon Carey (tackle) – SI 2010.
Larry Csonka (fullback) – AP 1971, 1973; PFW 1972-73; Writers 1971.
Mark Dixon (guard) – SI 2000.
Bob Griese (quarterback) – AP 1971, 1977; Writers 1971, 1977; NEA 1971; PFW 1971, 1977.
Duriel Harris (kick returner) – PFW 1976.
Keith Jackson (tight end) – SN 1992.
Bob Kuechenberg (guard) – NEA 1975; AP 1978; PFW 1978.
Eric Laakso (tackle) – SN 1983.
● Jim Langer (center) – AP 1974-75, 1977; Writers 1974-77; NEA 1974-77; PFW 1974-77.
● Larry Little (guard) – Writers 1971-75, 1977; AP 1971-75; PFW 1971-73, 1975; NEA 1972-73.
Jake Long (tackle) – SN 2010.
Sam Madison (cornerback) – AP 1999-00; PFW 1999-00; SI 1999; SN 1999-00.
Olindo Mare (kicker) – AP 1999, PFW 1999, SN 1999.
Dan Marino (quarterback) – AP 1984-86; Writers 1984-86; NEA 1984; PFW 1984-86; SN 1984-86.
Nat Moore (wide receiver) – AP 1977; Writers 1977.
Earl Morrall (quarterback) – AP 1972.
Tony Nathan (kick returner) – AP 1979.
Ed Newman (guard) – NEA 1982; AP 1984; PFW 1984.
John Offerdahl (linebacker) – AP 1990; Writers 1990; PFW 1990; SN 1990; NEA 1990.
Lousaka Polite (fullback) – SI 2010.
Fuad Reveiz (kicker) – PFW 1985.
Reggie Roby (punter) – AP 1984; Writers 1984; NEA 1984; PFW 1984-85; SN 1984.
Jake Scott (safety) – Writers 1973; AP 1973-74; PFW 1972, 1974.
Bill Stanfill (defensive end) – AP 1972; Writers 1973; NEA 1973.
* Dwight Stephenson (center) – Writers 1983-87; NEA 1983-86; PFW 1983-87; AP 1984-87; SN 1984-86.
Pete Stoyanovich (kicker) – NEA 1991; AP 1992; SN 1992.
Patrick Surtain (cornerback) – AP 2002; FD 2002; PFW 2002; SI 2000; SN 2002-03.
Jason Taylor (defensive end) – AP 2000, 2002, 2006; FD 2002; PFW 2000, 2002, 2006; SI 2002, 2006; SN 2000, 2002, 2006.
Zach Thomas (linebacker) – AP 1998-99, 2002-03, 2006; SI 2003, 2005.
Fulton Walker (kick returner) – Writers 1983; PFW 1983; SN 1983.
Paul Warfield (wide receiver) – AP 1971, 1973; NEA 1971-72; Writers 1971; PFW 1971.
Richmond Webb (tackle) – AP 1992, 1994; SN 1992, 1994; PFW 1994; Writers 1994.
● Garo Yepremian (kicker) – Writers 1971, 1973; AP 1971, 1973; PFW 1971, 1973; NEA 1973.
Delvin Williams (running back) – AP 1978.
Ricky Williams (running back) – AP 2002; FD 2002; PFW 2002; SN 2002.
- All-NFL of the 1970s selected by Hall of Fame. * All-NFL of the 1980s selected by Hall of Fame.
-

ALL-NFL (SECOND TEAM)†

- Dick Anderson (safety) – Writers 1973.
Trace Armstrong (defensive end) – AP 2000.
Bob Baumhower (defensive tackle) – AP 1979, 1981-82, 1984; NEA 1981-82.
Nick Buoniconti (linebacker) – AP 1972; Writers 1972; PFW 1973.
Mark Clayton (wide receiver) – AP 1984.
Larry Csonka (fullback) – AP 1972; Writers 1972; NEA 1973.
Manny Fernandez (defensive tackle) – NEA 1973.
Tim Foley (safety) – NEA 1979.
Irving Fryar (wide receiver) – AP 1994.
Keith Jackson (tight end) – AP 1992.
Bob Kuechenberg (guard) – Writers 1975; NEA 1977-78.
Jim Langer (center) – PFW 1973; AP 1976; NEA 1978.
Larry Little (guard) – NEA 1975, 1978; AP 1977-78.
Jake Long (tackle) – AP 2010.
Sam Madison (cornerback) – AP 1998; AP 2001.
Dan Marino (quarterback) – AP 1983, 1994-95; NEA 1985-86, 1992.
Earl Morrall (quarterback) – NEA 1972.
Ed Newman (guard) – AP 1981-83; NEA 1981, 1983.
-

John Offerdahl (linebacker) – AP 1986.

Louis Oliver (safety) – AP 1992.

Joey Porter (linebacker) – AP 2008.

* Reggie Roby (punter) – NEA 1985, 1991; AP 1991.

Jake Scott (safety) – Writers 1972, 1975; AP 1972; NEA 1972-73.

Keith Sims (guard) – AP 1994.

Bill Stanfill (defensive end) – Writers 1974; NEA 1974; PFW 1973.

Dwight Stephenson (center) – AP 1983.

Pete Stoyanovich (kicker) – AP 1990; NEA 1992.

Patrick Surtain (cornerback) – AP 2003.

Jason Taylor (defensive end) – AP 2001.

Zach Thomas (linebacker) – AP 2001, 2005; FD 2003.

Uwe von Schamann (kicker) – AP 1982.

Paul Warfield (wide receiver) – AP 1972; Writers 1973; NEA 1973; PFW 1973.

Richmond Webb (tackle) – AP 1993, 1995.

Delvin Williams (running back) – NEA 1978.

† Writers discontinued Second Team in 1976

* All-NFL of the 1980s selected by Hall of Fame

ALL-AFC SELECTIONS*

Dick Anderson (safety) – AP 1972-73; UPI 1972-73; SN 1972-74; PFW 1973.

Trace Armstrong (defensive end) – PFW 2000.

Bob Baumhower (defensive tackle) – SN 1979; PFW 1979, 1981, 1983; UPI 1981-83.

Doug Betters (defensive end) – UPI 1983; PFW 1983.

Nick Buoniconti (linebacker) – AP 1972.

Mark Clayton (wide receiver) – PFW 1984; UPI 1985.

Bryan Cox (linebacker) – UPI 1992; FN 1992.

Larry Csonka (fullback) – PFW 1970, 1973; AP 1972-73; UPI 1971-73; SN 1971-73.

Vern Den Herder (defensive end) – AP 1972.

A.J. Duhe (linebacker) – UPI 1981.

Mark Duper (wide receiver) – UPI 1984.

Norm Evans (tackle) – AP 1973; SN 1974.

Manny Fernandez (defensive tackle) – SN 1971.

Roy Foster (guard) – UPI 1985-86; PFW 1986.

Irving Fryar (wide receiver) – UPI 1994.

Bob Griese (quarterback) – SN 1970-71, 1973; AP 1971; UPI 1971, 1977; PFW 1971, 1977.

Duriel Harris (kick returner) – PFW 1976.

Larry Izzo (special teamer) – PFW 2000.

Keith Jackson (tight end) – UPI 1992.

Bob Kuechenberg (guard) – PFW 1974, 1978; SN 1975, 1978 (tackle).

Jim Langer (center) – PFW 1973-77; AP 1974-76; UPI 1973-77; SN 1973-77.

Larry Little (guard) – AP 1971-75; UPI 1971-75; SN 1971-74; PFW 1971, 1973, 1975.

Sam Madison (cornerback) – FN 1998-99; PFW 1999-01.

Olindo Mare (kicker) – PFW 1999.

Dan Marino (quarterback) – UPI 1983-86, 1992, 1994; FN 1992, 1994; PFW 1983-86.

Brock Marion (safety) – PFW 2000.

Nat Moore (wide receiver) – PFW 1977; SN 1977; UPI 1977.

Earl Morrall (quarterback) – AP 1972; SN 1972.

Tony Nathan (punt returner) – SN 1979.

Ed Newman (guard) – UPI 1982-84; PFW 1984.

John Offerdahl (linebacker) – UPI 1986, 1988, 1990; PFW 1986; FN 1990.

Adewale Ogunleye (defensive end) – PFW 2003.

Louis Oliver (safety) – UPI 1992.

Reggie Roby (punter) – UPI 1984-85, 1991; PFW 1984-85, 1987; FN 1991.

Jake Scott (safety) – FN 1970; AP 1971-75; UPI 1971-73, 1975; SN 1972-73, 1975; PFW 1974.

Keith Sims (guard) – UPI 1994; FN 1994.

Bill Stanfill (defensive end) – UPI 1971-74; AP 1972-74; SN 1972-74; PFW 1973.

Dwight Stephenson (center) – UPI 1983-87; PFW 1983-87; FN 1983, 1986-87.

Pete Stoyanovich (kicker) – UPI 1992.

Patrick Surtain (cornerback) – PFW 2002-03; FD 2003.

Jason Taylor (defensive end) – PFW 2000, 2002, 2006; FN 2000.

Zach Thomas (linebacker) – PFW 2002, 2006.

Matt Turk (punter) – FN 2001.

Fulton Walker (kick returner) – PFW 1983.

Paul Warfield (wide receiver) – AP 1971-73; UPI 1971, 1973; SN 1970-73; PFW 1971, 1973-74.

Richmond Webb (tackle) – UPI 1992-95; FN 1992-94.

Delvin Williams (running back) – UPI 1978; SN 1978; PFW 1978.

Ricky Williams (running back) – PFW 2002.

Garo Yepremian (kicker) – PFW 1971, 1973; AP 1973.

*Only UPI, PFW and FN continue to choose All-AFC

KEY TO AWARDS

AP – Associated Press; UPI – United Press International; NEA – Newspaper Enterprise Association; SN – Sporting News; PFW – Pro Football Weekly; Writers – Pro Football Writers; FN – Football News; FD – Football Digest; SI – Sports Illustrated.

PRO BOWL SELECTIONS

(Starters Capitalized)

- 1970 – RB Larry Csonka, QB Bob Griese, WR Paul Warfield.
1971 – RB LARRY CSONKA, QB BOB GRIESE, G Larry Little, RB Mercury Morris, S Jake Scott (dnp), DE Bill Stanfill, WR PAUL WARFIELD.
1972 – S Dick Anderson, LB Nick Buoniconti (dnp), RB Larry Csonka (dnp), T Norm Evans, G LARRY LITTLE, RB Mercury Morris, S JAKE SCOTT, DE Bill Stanfill (dnp), WR Paul Warfield (dnp).
1973 – S DICK ANDERSON, LB Nick Buoniconti, RB Larry Csonka (dnp), QB Bob Griese, C JIM LANGER, G LARRY LITTLE, T Wayne Moore (dnp), RB Mercury Morris (dnp), S JAKE SCOTT, DE Bill Stanfill (dnp), WR Paul Warfield (dnp), K GARO YEPREMIAN.
1974 – S DICK ANDERSON, RB Larry Csonka, T Norm Evans, QB Bob Griese, G Bob Kuechenberg, C JIM LANGER, G LARRY LITTLE, DE BILL STANFILL, S Jake Scott (dnp), WR Paul Warfield.
1975 – G BOB KUECHENBERG, C JIM LANGER, S JAKE SCOTT.
1976 – C JIM LANGER.
1977 – QB BOB GRIESE, G Bob Kuechenberg, C JIM LANGER, WR NAT MOORE.
1978 – QB Bob Griese, G Bob Kuechenberg, C Jim Langer, RB DELVIN WILLIAMS, K GARO YEPREMIAN.
1979 – DT BOB BAUMHOWER, LB Kim Bokamper, S Tim Foley.
1980 – NO SELECTIONS.
1981 – DT BOB BAUMHOWER, G Ed Newman.
1982 – DT Bob Baumhower, RB Andra Franklin, G Ed Newman (dnp), G Bob Kuechenberg¹.
1983 – DT BOB BAUMHOWER, DE DOUG BETTERS, WR Mark Duper, G Bob Kuechenberg², QB DAN MARINO (dnp), G ED NEWMAN, C DWIGHT STEPHENSON.
1984 – DT Bob Baumhower (dnp), WR Mark Clayton, LB A.J. Duhe, WR MARK DUPER, QB DAN MARINO, G ED NEWMAN, P REGGIE ROBY, C DWIGHT STEPHENSON.
1985 – WR Mark Clayton, G Roy Foster, QB DAN MARINO (dnp), C DWIGHT STEPHENSON.
1986 – WR Mark Clayton³, WR Mark Duper (dnp), G Roy Foster, QB DAN MARINO (dnp), LB JOHN OFFERDAHL, C DWIGHT STEPHENSON (dnp).
1987 – QB Dan Marino (dnp), LB John Offerdahl, C Dwight Stephenson (dnp).
1988 – WR Mark Clayton, LB JOHN OFFERDAHL (dnp), NT Brian Sochia⁴.
1989 – TE Ferrell Edmunds, LB JOHN OFFERDAHL, P REGGIE ROBY.
1990 – DE Jeff Cross, TE Ferrell Edmunds, LB JOHN OFFERDAHL, T Richmond Webb.
1991 – WR MARK CLAYTON, QB Dan Marino (dnp), T Richmond Webb.
1992 – LB BRYAN COX, TE KEITH JACKSON (dnp), QB DAN MARINO, T RICHMOND WEBB.
1993 – FB Keith Byars, WR Irving Fryar⁵, TE Keith Jackson (dnp), G Keith Sims, T RICHMOND WEBB.
1994 – LB Bryan Cox, WR Irving Fryar, QB DAN MARINO (dnp), G KEITH SIMS, T RICHMOND WEBB.
1995 – LB Bryan Cox, QB DAN MARINO (dnp), G KEITH SIMS, T RICHMOND WEBB.
1996 – T Richmond Webb.
1997 – NO SELECTIONS.
1998 – DT TIM BOWENS (dnp).
1999 – CB SAM MADISON, K OLINDO MARE, LB ZACH THOMAS⁶.
2000 – DE TRACE ARMSTRONG, ST Larry Izzo, CB SAM MADISON, S Brock Marion, C Tim Ruddy⁷, DE JASON TAYLOR, LB Zach Thomas⁸.
2001 – CB SAM MADISON (dnp), LB Zach Thomas (dnp).
2002 – DT Tim Bowens, CB Sam Madison⁹, S Brock Marion, CB PATRICK SURTAIN (dnp), DE JASON TAYLOR, LB ZACH THOMAS, RB RICKY WILLIAMS¹⁰.
2003 – DE ADEWALE OGUNLEYE, S BROCK MARION, CB PATRICK SURTAIN, LB ZACH THOMAS.
2004 – DE JASON TAYLOR¹¹, CB Patrick Surtain (dnp)¹².
2005 – WR Chris Chambers, DE JASON TAYLOR (dnp), LB Zach Thomas (dnp).
2006 – DE JASON TAYLOR, LB ZACH THOMAS¹³.
2007 – DE Jason Taylor (dnp).
2008 – RB Ronnie Brown, T Jake Long¹⁴, LB JOEY PORTER
2009 – S Jeremiah Bell¹⁵, K Dan Carpenter¹⁶, T JAKE LONG (dnp)

¹ Replaced injured Ed Newman, ² Replaced injured John Hannah, ³ Replaced injured Mark Duper, ⁴ Replaced injured Tim Krumrie, ⁵ Replaced injured Webster Slaughter, ⁶ Replaced Ray Lewis as starter, ⁷ Replaced injured Tom Nalen, ⁸ Selected as need player, ⁹ Replaced injured Patrick Surtain, ¹⁰ Replaced Priest Holmes as starter, ¹¹ Replaced John Abraham as starter, ¹² Replaced injured Chris McAllister, ¹³ Replaced injured Al Wilson as starter, ¹⁴ Replaced injured Jason Peters, ¹⁵ Replaced Antoine Bethea (Super Bowl), ¹⁶ Replaced injured Nate Kaeding.

DON SHULA LEADERSHIP AWARD

1989 – WR/RB Jim Jensen	2000 – LB Derrick Rodgers
1990 – LB Hugh Green	2001 – LB Derrick Rodgers
1991 – LB Cliff Odum	2002 – DE Jason Taylor
1992 – LB Bryan Cox	2003 – LB Junior Seau
1993 – CB Troy Vincent	2004 – LB Junior Seau
1994 – WR Irving Fryar	2005 – LB Zach Thomas
1995 – QB Dan Marino	2006 – DE Jason Taylor
1996 – WR Fred Barnett	2007 – DE Jason Taylor
1997 – QB Dan Marino	2008 – QB Chad Pennington
1998 – LB Zach Thomas	2009 – S Jeremiah Bell, LB Jason Taylor
1999 – LB Zach Thomas	

NAT MOORE COMMUNITY SERVICE AWARD

1987 – CB Don McNeal	S Brock Marion, CB Patrick Surtain, C Jerry Wilson, S Shawn Wooden
1988 – K Fuad Reveiz	2000 – DE Trace Armstrong, DE Jason Taylor, LB Zach Thomas
1989 – LB John Offerdahl	2001 – LB Twan Russell
1990 – LB John Offerdahl	2002 – LB Tommy Hendricks
1991 – FB Tony Paige	2003 – S Shawn Wooden
1992 – S Liffort Hobley	2004 – CB Sam Madison
1993 – LB John Offerdahl	2005 – WR Wes Welker
1994 – LB Bryan Cox	2006 – S Renaldo Hill
1995 – LB Bryan Cox	2007 – T Vernon Carey, TE Justin Peelle
1996 – QB Dan Marino	2008 – LB Akin Ayodele
1997 – S Shawn Wooden	2009 – FB Lousaka Polite
1998 – QB Dan Marino	
1999 – CB Terrell Buckley, CB Ray Hill, S Calvin Jackson, CB Greg Jeffries,	

WINNING EDGE AWARD

2005 – President Eddie Jones

ED BLOCK COURAGE AWARD

(Dolphins recipient)

1984 – WR Nat Moore	1997 – WR O.J. McDuffie
1985 – RB Woody Bennett	1998 – LB Larry Izzo President Eddie Jones
1986 – LB Charles Bowser	1999 – LB O.J. Brigrance
1987 – T Jon Giesler	2000 – DT Daryl Gardener
1988 – S Glenn Blackwood	2001 – LB Scott Galyon
1989 – CB Don McNeal Special Teams Coach Mike Westhoff	2002 – RB Robert Edwards
1990 – S Liffort Hobley	2003 – G Jamie Nails
1991 – RB Sammie Smith	2004 – DE David Bowens
1992 – LB John Grimsley	2005 – S Jeremiah Bell
1993 – LB John Offerdahl	2006 – LB Zach Thomas
1994 – CB Troy Vincent	2007 – CB André Goodman
1995 – QB Dan Marino	2008 – RB Ronnie Brown
1996 – RB Bernie Parmalee	2009 – G Justin Smiley

COACH OF THE YEAR

NFL

1970 – Don Shula, SN, PFW
1971 – Don Shula, FN
1972 – Don Shula, SN, PFW, FN

AFC

1971 – Don Shula, AP, UPI, PFW
1972 – Don Shula, PFW
1993 – Don Shula, FN

NFL MAN OF THE YEAR

1971 – Joe Robbie, FN
1982 – Don Shula, FN
1985 – Dwight Stephenson, NFL
1998 – Dan Marino, NFL
2007 – Jason Taylor, NFL

BERT BELL AWARD

(NFL MVP as awarded by Maxwell Club)

1977 – QB Bob Griese
1984 – QB Dan Marino

NFL DEFENSIVE PLAYER OF THE YEAR

(selected by AP)

1973 – S Dick Anderson
1983 – DE Doug Betters

2006 – DE Jason Taylor

ROOKIE OF THE YEAR

1977 – LB A.J. Duhe, AP, PFW (NFL Defensive), UPI, SN (AFC)
1983 – QB Dan Marino, SN
1986 – LB John Offerdahl, Old Spice NFL, PFW (NFL Defensive, co-winner)
1987 – RB Troy Stradford, AP, NFL Films (Offensive), PFW (NFL Offensive)
1990 – T Richmond Webb, UPI (AFC), PFW, SN
1992 – DE Marco Coleman, FN (NFL Defensive)
1994 – DT Tim Bowens, AP (NFL Defensive), PFW (NFL Defensive)
1996 – LB Zach Thomas, Mackey Award (AFC Defensive)
1997 – LB Derrick Rodgers, Sports Illustrated (NFL Defensive)
2001 – WR Chris Chambers, FN, FD (NFL Offensive)

NFL COMEBACK PLAYER OF THE YEAR

1972 – QB Earl Morrall
1979 – FB Larry Csonka

1994 – QB Dan Marino
2008 – QB Chad Pennington

SUPER BOWL MVP

(selected by Sport Magazine)

1972 – S Jake Scott (Super Bowl VII) ● 1973 – FB Larry Csonka (Super Bowl VIII)
● All-Time Silver Anniversary Super Bowl Team

PRO BOWL MVP

1974 – K Garo Yepremian

2003 – RB Ricky Williams

NFL ALUMNI ASSOCIATION AWARDS

1984 – Dan Marino, NFL Quarterback of the Year
1985 – Dan Marino, NFL Quarterback of the Year
Dwight Stephenson, NFL Offensive Lineman of the Year
1986 – Dan Marino, NFL Quarterback of the Year
1998 – Zach Thomas, NFL Linebacker of the Year
1999 – Sam Madison, NFL Defensive Back of the Year
Olindo Mare, NFL Special Teams Player of the Year
2002 – Patrick Surtain, NFL Defensive Back of the Year
Jason Taylor, NFL Pass Rusher of the Year
2005 – Jason Taylor, NFL Defensive Lineman of the Year
2006 – Jason Taylor, NFL Defensive Lineman of the Year
Zach Thomas, NFL Linebacker of the Year
2008 – Tony Sparano, NFL Coach of the Year

NFL PLAYERS ASSOCIATION AWARDS

1970 – Larry Little, AFC Offensive Lineman of the Year
1971 – Bob Griese, AFC Quarterback of the Year
Larry Little, AFC Offensive Lineman of the Year
Mercury Morris, AFC Kick Returner of the Year
Garo Yepremian, AFC Kicker of the Year
1972 – Larry Little, AFC Offensive Lineman of the Year
Earl Morrall, AFC Quarterback of the Year
1977 – A.J. Duhe, AFC Defensive Rookie of the Year
Leroy Harris, AFC Offensive Rookie of the Year
1983 – Doug Betters, AFC Defensive Lineman of the Year
Dwight Stephenson, AFC Offensive Lineman of the Year
1984 – Dan Marino, AFC Most Valuable Player
Dwight Stephenson, AFC Offensive Lineman of the Year
1985 – Dwight Stephenson, AFC Offensive Lineman of the Year
1986 – Dan Marino, AFC Most Valuable Player
Dwight Stephenson, AFC Offensive Lineman of the Year
1987 – Dwight Stephenson, AFC Offensive Lineman of the Year
Troy Stradford, AFC Offensive Rookie of the Year
1992 – Richmond Webb, AFC Offensive Lineman of the Year

- Marco Coleman, AFC Defensive Rookie of the Year
 1993 – Richmond Webb, AFC Co-Offensive Lineman of the Year
 1994 – Dan Marino, AFC Most Valuable Player; AFC Comeback Player of the Year
 Richmond Webb, AFC Offensive Lineman of the Year
 1996 – Zach Thomas, AFC Defensive Rookie of the Year

DOLPHINS IN FLORIDA SPORTS HALL OF FAME

- | | |
|---|--|
| LB Nick Buoniconti, 1969-76
RB Rick Casares, 1966
FB Larry Csonka, 1968-74, 1979
QB Bob Griese, 1967-80
Owner Wayne Huizenga, 1990-06
Head Coach Jimmy Johnson, 1996-99
G Larry Little, 1969-80
QB Dan Marino, 1983-99 | QB George Mira, 1971
WR Nat Moore, 1974-86
President Joe Robbie, 1966-89
Head Coach Don Shula, 1970-95
WR Freddie Solomon, 1975-77
WR Paul Warfield, 1970-74
K Garo Yepremian, 1970-78 |
|---|--|
-

AFL ALL-STAR GAME

(1966-69)

- 1966 – DE Ed Cooke, LB Tom Erlandson, CB Jimmy Warren, S Willie West
 1967 – LB John Bramlett, WR Jack Clancy, QB Bob Griese, CB Dick Westmoreland
 1968 – QB Bob Griese, RB Jim Kiick, WR Karl Noonan
 1969 – George Wilson (coach), LB Nick Buoniconti, C Tom Goode, RB Jim Kiick, G Larry Little, DE Bill Stanfill
-

COLLEGE ALL-STAR GAME, CHICAGO

- 1966 – LB Frank Emanuel, Tennessee
 1967 – WR Jack Clancy, Michigan; QB Bob Griese, Purdue; T Jim Riley, Oklahoma
 1968 – TE Jim Cox, Miami (Fla.); RB Larry Csonka, Syracuse (MVP); RB Jim Kiick, Wyoming
 1969 – DT Bob Heinz, Pacific; DE Bill Stanfill, Georgia
 1970 – none selected
 1971 – CB Ron Dickerson, Kansas State
 1972 – DT Mike Kadish, Notre Dame
 1973 – Dolphins 14, All-Stars 3
 1974 – DE Don Reese, Jackson State; RB Benny Malone, Arizona State; CB Jeris White, Hawaii;
 Game cancelled during players' strike
 1975 – T Darryl Carlton, Tampa; QB/WR Freddie Solomon, Tampa; RB Stan Winfrey, Arkansas State
 1976 – LB Kim Bokamper, San Jose State; LB Larry Gordon, Arizona State; WR Duriel Harris, New Mexico State
-

THIRD DOWN AWARD

(most valuable, NEA, voted by players)

- | | |
|--|---|
| 1966 – S Willie West
1967 – C Tom Goode
1968 – QB Bob Griese
1969 – LB Nick Buoniconti
1970 – WR Paul Warfield
1971 – FB Larry Csonka
1972 – FB Larry Csonka | 1973 – LB Nick Buoniconti
1974 – QB Bob Griese
1975 – QB Bob Griese
1976 – WR Nat Moore
1977 – WR Nat Moore
1978 – RB Delvin Williams
1979 – DE Vern Den Herder |
|--|---|

(Discontinued in 1980)

NFL'S UNSUNG PLAYER

- 1973 – DE Manny Fernandez
-

DOLPHIN HONOR ROLL

- Sept. 16, 1990 – Founder Joe Robbie (1966-89)
 Nov. 19, 1990 – FB Larry Csonka (1968-74, 1979)
 Nov. 19, 1990 – QB Bob Griese (1967-80)
 Nov. 19, 1990 – C Jim Langer (1970-79)
 Nov. 19, 1990 – WR Paul Warfield (1970-74)
 Nov. 18, 1991 – LB Nick Buoniconti (1969-76)
 Nov. 16, 1992 – 1972 Undeateated Team
 Dec. 13, 1993 – G Larry Little (1969-80)
 Dec. 12, 1994 – C Dwight Stephenson (1980-87)
 Dec. 11, 1995 – G Bob Kuechenberg (1970-84)
-

- Nov. 25, 1996 – Head Coach Don Shula (1970-95)
 Dec. 5, 1999 – WR Nat Moore (1974-86)
 Sept. 17, 2000 – QB Dan Marino (1983-99)
 Dec. 15, 2003 – WR Mark Clayton (1983-92) and Mark Duper (1982-92)
 Dec. 3, 2006 – S Dick Anderson (1968-77)
 Dec. 25, 2006 – T Richmond Webb (1990-2000)
 Dec. 14, 2008 – DT Bob Baumhower (1977-86) and Doug Betters (1978-87)

SILVER ANNIVERSARY TEAM

(selected by fans)

QB	Bob Griese (1967-80)	DE	Vern Den Herder (1971-81)
RB	Mercury Morris (1969-75)	DE	Doug Betters (1978-87)
FB	Larry Csonka (1968-74, 1979)	NT	Manny Fernandez (1968-75)
WR	Paul Warfield (1970-74)	LB	Bob Brudzinski (1981-89)
WR	Mark Clayton (1983-92)	LB	Larry Gordon (1976-82)
TE	Bruce Hardy (1978-89)	LB	John Offerdahl (1986-93)
G	Bob Kuechenberg (1970-84)	LB	Nick Buoniconti (1969-76)
G	Larry Little (1969-80)	CB	Tim Foley (1970-80)
T	Norm Evans (1966-75)	CB	Don McNeal (1980-89)
T	Jon Giesler (1979-88)	S	Dick Anderson (1968-77)
C	Dwight Stephenson (1980-87)	S	Jake Scott (1970-75)
K	Garo Yepremian (1970-78)	P	Reggie Roby (1983-92)

(Greatest Game - San Diego 41 at Miami 38 (OT) on Jan. 2, 1982)

SPORTS ILLUSTRATED SPORTSMAN OF THE YEAR

1993 – Head Coach Don Shula

PFWA GEORGE HALAS AWARD

2002 – RB Robert Edwards

PFWA "GOOD GUY" AWARD

(Dolphins Chapter)

2001 – LB Zach Thomas	2006 – DE Kevin Carter
2002 – T/G Mark Dixon	2007 – CB André Goodman
2003 – DT Larry Chester	2008 – DE Vonnie Holliday
2004 – DE David Bowens	2009 – WR Greg Camarillo
2005 – DT Vonnie Holliday/RB Ricky Williams	

DOLPHINS ANNUAL PERFORMANCE AWARDS

(selected by South Florida media;
 presented at annual awards dinner)

DAN MARINO MOST VALUABLE PLAYER

1966 – RB Joe Auer
 1967 – QB Bob Griese
 1968 – QB Bob Griese
 1969 – LB Nick Buoniconti
 1970 – QB Bob Griese, WR Paul Warfield
 1971 – QB Bob Griese
 1972 – QB Earl Morrall
 1973 – FB Larry Csonka
 1974 – QB Bob Griese
 1975 – C Jim Langer
 1976 – LB Steve Towle
 1977 – QB Bob Griese
 1978 – RB Delvin Williams
 1979 – FB Larry Csonka
 1980 – QB David Woodley
 1981 – RB Tony Nathan
 1982 – FB Andra Franklin
 1983 – QB Dan Marino

1984 – QB Dan Marino
 1985 – QB Dan Marino
 1986 – QB Dan Marino
 1987 – QB Dan Marino
 1988 – QB Dan Marino
 1989 – QB Dan Marino
 1990 – QB Dan Marino
 1991 – QB Dan Marino
 1992 – QB Dan Marino
 1993 – FB Keith Byars
 1994 – QB Dan Marino
 1995 – QB Dan Marino
 1996 – LB Zach Thomas
 1997 – WR O.J. McDuffie
 1998 – WR O.J. McDuffie
 1999 – CB Sam Madison
 2000 – DE Jason Taylor
 2001 – LB Zach Thomas
 2002 – DE Jason Taylor, RB Ricky Williams
 2003 – DE Adewale Ogunleye
 2004 – DE Jason Taylor
 2005 – WR Chris Chambers
 2006 – DE Jason Taylor
 2007 – Vacant

2008 – QB Chad Pennington, LB Joey Porter
2009 – RB Ricky Williams

NEWCOMER OF THE YEAR

(1996-2003)

1996 – LB Zach Thomas
1997 – DE Jason Taylor
1998 – LB Robert Jones
1999 – WR Tony Martin
2000 – RB Lamar Smith
2001 – WR Chris Chambers
2002 – RB Ricky Williams
2003 – T Wade Smith

OUTSTANDING OFFENSIVE BACK

(1966-95)

1966 – RB Joe Auer
1967 – QB Bob Griese
1968 – WR Karl Noonan
1969 – RB Jim Kiick
1970 – FB Larry Csonka, RB Jim Kiick
1971 – FB Larry Csonka
1972 – FB Larry Csonka
1973 – FB Larry Csonka
1974 – FB Larry Csonka
1975 – FB Don Nottingham, FB Norm Bulaich
1976 – QB Bob Griese
1977 – QB Bob Griese
1978 – RB Delvin Williams
1979 – FB Larry Csonka
1980 – QB David Woodley
1981 – RB Tony Nathan
1982 – FB Andra Franklin
1983 – QB Dan Marino
1984 – QB Dan Marino
1985 – QB Dan Marino
1986 – QB Dan Marino
1987 – QB Dan Marino
1988 – QB Dan Marino
1989 – QB Dan Marino
1990 – QB Dan Marino
1991 – RB Mark Higgs
1992 – QB Dan Marino
1993 – FB Keith Byars
1994 – QB Dan Marino
1995 – RB Bernie Parmalee

OUTSTANDING RECEIVER

(1971-95)

1971 – Paul Warfield
1972 – Paul Warfield
1973 – Paul Warfield
1974 – Nat Moore
1975 – Nat Moore
1976 – Nat Moore
1977 – Nat Moore
1978 – Nat Moore
1979 – Nat Moore
1980 – Duriel Harris
1981 – Duriel Harris
1982 – Duriel Harris
1983 – Mark Duper
1984 – Mark Clayton
1985 – Mark Clayton
1986 – Mark Duper
1987 – Mark Clayton
1988 – Mark Clayton

1989 – Mark Clayton
1990 – Mark Duper
1991 – Mark Clayton
1992 – Keith Jackson (TE)
1993 – Irving Fryar
1994 – Irving Fryar
1995 – O.J. McDuffie

OUTSTANDING OFFENSIVE LINEMAN

(1966-95)

1966 – C Tom Goode
1967 – T Norm Evans
1968 – T Norm Evans
1969 – C Tom Goode
1970 – G Larry Little
1971 – G Larry Little
1972 – G Larry Little
1973 – C Jim Langer
1974 – C Jim Langer
1975 – C Jim Langer
1976 – C Jim Langer
1977 – C Jim Langer
1978 – G Bob Kuechenberg
1979 – G Bob Kuechenberg
1980 – G Ed Newman
1981 – G Ed Newman
1982 – C Dwight Stephenson
1983 – C Dwight Stephenson
1984 – C Dwight Stephenson
1985 – C Dwight Stephenson
1986 – C Dwight Stephenson
1987 – C Dwight Stephenson
1988 – T Ronnie Lee
1989 – T Jeff Dellenbach
1990 – T Richmond Webb
1991 – T Richmond Webb
1992 – T Richmond Webb
1993 – T Richmond Webb
1994 – T Richmond Webb
1995 – T Richmond Webb

OUTSTANDING DEFENSIVE BACK

(1966-95)

1966 – S Willie West
1967 – CB Jimmy Warren
1968 – CB Jimmy Warren
1969 – to linebacker
1970 – to linebacker
1971 – S Jake Scott
1972 – S Dick Anderson
1973 – S Dick Anderson
1974 – CB Curtis Johnson
1975 – CB Curtis Johnson
1976 – S Charlie Babb
1977 – S Tim Foley
1978 – S Tim Foley
1979 – S Tim Foley
1980 – CB Don McNeal
1981 – S Glenn Blackwood
1982 – CB Don McNeal
1983 – CB William Judson
1984 – CB William Judson
1985 – CB William Judson
1986 – CB William Judson
1987 – CB Paul Lankford
1988 – S Jarvis Williams

- 1989 – S Jarvis Williams
- 1990 – S Jarvis Williams
- 1991 – S Louis Oliver
- 1992 – S Louis Oliver
- 1993 – CB Troy Vincent
- 1994 – CB Troy Vincent
- 1995 – CB Troy Vincent

OUTSTANDING LINEBACKER

(1969-95)

- 1969 – Ed Weisacosky
- 1970 – Nick Buoniconti
- 1971 – Nick Buoniconti
- 1972 – Nick Buoniconti
- 1973 – Nick Buoniconti
- 1974 – Nick Buoniconti
- 1975 – Bob Matheson
- 1976 – Steve Towle
- 1977 – Steve Towle
- 1978 – Larry Gordon
- 1979 – Larry Gordon
- 1980 – Kim Bokamper
- 1981 – Earnie Rhone
- 1982 – A.J. Duhe
- 1983 – Bob Brudzinski
- 1984 – Bob Brudzinski
- 1985 – Hugh Green
- 1986 – John Offerdahl
- 1987 – John Offerdahl
- 1988 – John Offerdahl
- 1989 – Barry Krauss
- 1990 – John Offerdahl
- 1991 – Bryan Cox
- 1992 – Bryan Cox
- 1993 – Bryan Cox
- 1994 – Bryan Cox
- 1995 – Bryan Cox

OUTSTANDING DEFENSIVE LINEMAN

(1966-95)

- 1966 – DE Ed Cooke
- 1967 – DT Ray Jacobs
- 1968 – DT Manny Fernandez
- 1969 – DT Manny Fernandez
- 1970 – DT Manny Fernandez
- 1971 – DT Manny Fernandez
- 1972 – DT Manny Fernandez
- 1973 – DT Manny Fernandez
- 1974 – DE Vern Den Herder
- 1975 – DE Vern Den Herder
- 1976 – DE Vern Den Herder
- 1977 – DE A.J.Duhe, DT Bob Baumhower
- 1978 – DE Vern Den Herder
- 1979 – DE Vern Den Herder
- 1980 – DT Bob Baumhower
- 1981 – DT Bob Baumhower
- 1982 – DT Bob Baumhower
- 1983 – DE Doug Betters
- 1984 – DE Doug Betters
- 1985 – DT Mike Charles
- 1986 – DE T.J. Turner
- 1987 – DE John Bosa
- 1988 – DT Brian Sochia
- 1989 – DE Jeff Cross
- 1990 – DE Jeff Cross
- 1991 – DE Jeff Cross

- 1992 – DE Marco Coleman
- 1993 – DE Jeff Cross
- 1994 – DT Tim Bowens
- 1995 – DE Marco Coleman

ROOKIE OF THE YEAR

(1966-95)

- 1966 – LB Frank Emanuel
- 1967 – WR Jack Clancy
- 1968 – RB Jim Kiick
- 1969 – DE Bill Stanfill
- 1970 – S Jake Scott
- 1971 – none
- 1972 – none
- 1973 – none
- 1974 – WR Nat Moore
- 1975 – LB Steve Towle
- 1976 – WR Duriel Harris
- 1977 – CB Norris Thomas
- 1978 – CB Gerald Small
- 1979 – K Uwe von Schamann
- 1980 – QB David Woodley
- 1981 – FB Andra Franklin
- 1982 – LB Charles Bowser
- 1983 – QB Dan Marino
- 1984 – LB Jay Brophy
- 1985 – K Fuad Reveiz
- 1986 – LB John Offerdahl
- 1987 – RB Troy Stradford
- 1988 – S Jarvis Williams
- 1989 – S Louis Oliver
- 1990 – T Richmond Webb
- 1991 – LB Bryan Cox
- 1992 – DE Marco Coleman
- 1993 – RB Terry Kirby
- 1994 – DT Tim Bowens
- 1995 – T Billy Milner

OUTSTANDING SPECIAL TEAMS PLAYER (WIOD)

(1972-95)

- 1972 – CB Lloyd Mumphord
- 1973 – LB Bruce Bannon
- 1974 – FB Don Nottingham
- 1975 – S Barry Hill
- 1976 – KR Freddie Solomon
- 1977 – G Ed Newman
- 1978 – CB Charles Cornelius, P George Roberts
- 1979 – RB Tony Nathan
- 1980 – S Don Bessillieu
- 1981 – RB Tom Vigorito
- 1982 – K Uwe von Schamann
- 1983 – CB Robert Sowell
- 1984 – P Reggie Roby
- 1985 – TE Bruce Hardy
- 1986 – CB Reyna Thompson
- 1987 – S Liffort Hobley
- 1988 – WR/RB Jim Jensen
- 1989 – K Pete Stoyanovich
- 1990 – CB Kerry Glenn
- 1991 – P Reggie Roby, K Pete Stoyanovich
- 1992 – K Pete Stoyanovich
- 1993 – WR O.J. McDuffie
- 1994 – CB Sean Hill
- 1995 – CB Sean Hill

TOMMY FITZGERALD AWARD

(outstanding rookie in training camp, 1969-94)

1969 – CB Lloyd Mumphord
1970 – LB Mike Kolen
1971 – WR Otto Stowe
1972 – S Charlie Babb
1973 – WR Bo RATHER
1974 – WR Nat Moore
1975 – S Barry Hill
1976 – LB Larry Gordon
1977 – DE A.J. Duhe, DT Bob Baumhower
1978 – CB Gerald Small
1979 – K Uwe von Schamann

1980 – CB Don McNeal
1981 – RB Tom Vigorito
1982 – LB Charles Bowser
1983 – QB Dan Marino
1984 – RB Joe Carter
1985 – RB Lorenzo Hampton
1986 – LB John Offerdahl
1987 – RB Troy Stradford
1988 – S Jarvis Williams
1989 – C Jeff Uhlenhake
1990 – T Richmond Webb
1991 – LB Bryan Cox
1992 – DE Marco Coleman
1993 – RB Terry Kirby
1994 – DT Tim BOWENS

PLAYERS OF THE WEEK AND MONTH

Offensive/Defensive Player of the Week (since 1984)
Special Teams Player of the Week (since 1993)
Offensive/Defensive Player of the Month (since 1988)

1984

Player of the Week (4)

QB Dan Marino (Week 1 at Washington) – Offense
QB Dan Marino (Week 5 at St. Louis) – Offense
QB Dan Marino (Week 14 vs. L.A. Raiders) – Offense
WR Mark Clayton (Week 16 vs. Dallas) – Offense

1985

Player of the Week (3)

QB Dan Marino (Week 4 at Denver) – Offense
QB Dan Marino (Week 14 at Green Bay) – Offense
S Glenn Blackwood (Week 15 vs. Buffalo) – Defense

1986

Player of the Week (2)

LB John Offerdahl (Week 8 at Indianapolis) – Defense
QB Dan Marino (Week 15 at L.A. Rams) – Offense

Player of the Month (1)

QB Dan Marino (November) – Offense

1987

Player of the Week (2)

RB Troy Stradford (Week 11 at Dallas) – Offense
WR Mark Duper (Week 15 vs. Washington) – Offense

1988

Player of the Week (3)

LB Mark Brown (Week 5 vs. Minnesota) – Defense
QB Dan Marino (Week 7 vs. San Diego) – Offense
QB Dan Marino (Week 15 vs. Cleveland) – Offense

Player of the Month (1)

QB Dan Marino (October) – Offense

1989

Player of the Week (3)

QB Dan Marino (Week 2 at New England) – Offense
S Louis Oliver (Week 5 vs. Cleveland) – Defense
QB Dan Marino (Week 10 at N.Y. Jets) – Offense

1990

Player of the Week (3)

RB Sammie Smith (Week 1 at New England) – Offense
QB Dan Marino (Week 14 vs. Philadelphia) – Offense
QB Dan Marino (AFC First-Round Playoff Game vs. Kansas City) – Offense (NFL)

Player of the Month (1)

LB John Offerdahl & DE Jeff Cross (October) – Defense

1991

Player of the Week (1)

QB Dan Marino (Week 15 vs. Cincinnati) – Offense

1992

Player of the Week (3)

LB Bryan Cox (Week 4 at Seattle) – Defense
S Louis Oliver (Week 5 at Buffalo) – Defense
CB Troy Vincent (AFC Divisional Playoff Game vs. San Diego) – Defense (NFL)

Player of the Month (1)

LB Bryan Cox (September) – Defense

1993

Player of the Week (4)

QB Dan Marino (Week 4 at Buffalo) – Offense
QB Scott Mitchell (Week 6 at Cleveland) – Offense
QB Scott Mitchell (Week 9 vs. Kansas City) – Offense
P Dale Hatcher (Week 12 vs. New England) – Special Teams

Player of the Month (1)

QB Scott Mitchell (October) – Offense

1994

Player of the Week (5)

QB Dan Marino (Week 1 vs. New England) – Offense
K Pete Stoyanovich (Week 9 at New England) – Special Teams
WR Mark Ingram (Week 13 at N.Y. Jets) – Offense
RB Bernie Parmalee (Week 15 vs. Kansas City) – Offense
QB Dan Marino (AFC First-Round Playoff Game vs. Kansas City) – Offense (NFL)

1995

Player of the Week (2)

QB Dan Marino (Week 14 vs. Atlanta) – Offense
CB Terrell Buckley (Week 17 at St. Louis) – Defense

1996

Player of the Week (2)

RB Karim Abdul-Jabbar (Week 1 vs. New England) – Offense
K Joe Nedney (Week 16 vs. Buffalo) – Special Teams

Rookie of the Month (1)

LB Zach Thomas (October) – Defense

1997**Player of the Week (3)**S Shawn Wooden (Week 1 vs. Indianapolis) – Defense
LB Derrick Rodgers (Week 7 at N.Y. Jets) – Defense
CB Terrell Buckley (Week 15 vs. Detroit) – Defense**1998****Player of the Week (2)**LB Robert Jones (Week 11 at Carolina) – Defense
QB Dan Marino (Week 16 vs. Denver) – Offense**Player of the Month (2)**LB Zach Thomas (September) – Defense
LB Robert Jones (December) – Defense**1999****Player of the Week (9)**QB Dan Marino (Week 1 at Denver) – Offense
CB Sam Madison (Week 2 vs. Arizona) – Defense
QB Dan Marino (Week 5 at Indianapolis) – Offense
CB Sam Madison (Week 6 at New England) – Defense
K Olindo Mare (Week 6 at New England) – Special Teams
PR Nate Jacquet (Week 8 at Oakland) – Special Teams
CB Sam Madison (Week 9 vs. Tennessee) – Defense
K Olindo Mare (Week 15 vs. San Diego) – Special Teams
DE Trace Armstrong (AFC First-Round Playoff Game vs. Seattle) – Defense (NFL)**Player of the Month (1)**

K Olindo Mare (October) – Special Teams

2000**Player of the Week (4)**RB Lamar Smith (Week 1 vs. Seattle) – Offense
S Brian Walker (Week 11 at San Diego) – Defense
RB Lamar Smith (AFC First-Round Playoff Game vs. Indianapolis) – Offense (NFL)
P Matt Turk (AFC First-Round Playoff Game vs. Indianapolis) – Special Teams (NFL)**Rookie of the Month (1)**

T Todd Wade (October) – Offense

2001**Player of the Week (5)**LB Zach Thomas (Week 1 at Tennessee) – Defense
P Matt Turk (Week 4 vs. New England) – Special Teams
P Matt Turk (Week 12 vs. Denver) – Special Teams
S Brock Marion (Week 13 vs. Indianapolis) – Defense
LB Zach Thomas (Week 16 vs. Atlanta) – Defense**Player of the Month (1)**

S Brock Marion (December) – Defense

Rookie of the Month (1)

WR Chris Chambers (November) – Offense

2002**Player of the Week (5)**DE Jason Taylor (Week 6 at Denver) – Defense
DE Adewale Ogunleye (Week 11 vs. Baltimore) – Defense

RB Ricky Williams (Week 12 vs. San Diego) – Offense

RB Ricky Williams (Week 14 vs. Chicago) – Offense

DE Jason Taylor (Week 15 vs. Oakland) – Defense

Player of the Month (2)DE Jason Taylor (October) – Defense
DE Jason Taylor (November) – Defense**2003****Player of the Week (3)**DE Adewale Ogunleye (Week 3 vs. Buffalo) – Defense
DE Jason Taylor (Week 12 vs. Washington) – Defense
QB Jay Fiedler (Week 13 at Dallas) – Offense**Player of the Month (1)**

CB Patrick Surtain (October) – Defense

2004**Player of the Week (2)**Wes Welker (Week 5 at New England) – Special Teams
DE Jason Taylor (Week 12 at San Francisco) – Defense**2005****Player of the Week (4)**S Lance Schulters (Week 3 vs. Carolina) – Defense
DE Jason Taylor (Week 12 at Oakland) – Defense
WR Chris Chambers (Week 13 vs. Buffalo) – Offense
LB Zach Thomas (Week 14 at San Diego) – Defense**2006****Player of the Week (2)**DE Jason Taylor (Week 9 at Chicago) – Defense
DE Jason Taylor (Week 11 vs. Minnesota) – Defense**Player of the Month (1)**

DE Jason Taylor (November) – Defense

2007**Player of the Week (1)**

QB Cleo Lemon (Week 15 vs. Baltimore) – Offense

2008**Player of the Week (3)**RB Ronnie Brown (Week 3 at New England) – Offense
QB Chad Pennington (Week 8 vs. Buffalo) – Offense
K Dan Carpenter (Week 14 vs. Buffalo at Toronto) – Special Teams**Player of the Month (2)**LB Joey Porter (October) – Defense
K Dan Carpenter (November) – Special Teams**2009****Player of the Week (3)**

KR Ted Ginn, Jr. (Week 7 at N.Y. Jets) – Special Teams

RB Ricky Williams (Week 11 at Carolina) – Offense
K Dan Carpenter (Week 13 vs. New England) – Special Teams**Player of the Month (1)**

KR Ted Ginn, Jr. (November) – Special Teams

LEAGUE LEADERS

INDIVIDUAL

POINTS

Year	Player	Total
1971	Garo Yepremian	117
1992	Pete Stoyanovich	124

TOTAL TOUCHDOWNS

Year	Player	Total
1984	Mark Clayton	18
	(tied, Marcus Allen of L.A. Raiders)	
1997	Karim Abdul-Jabbar	16

RUSHING TOUCHDOWNS

Year	Player	Total
1972	Mercury Morris	12
1997	Karim Abdul-Jabbar	15
	(tied, Terrell Davis of Denver)	

RECEIVING TOUCHDOWNS

Year	Player	Total
1971	Paul Warfield	11
1977	Nat Moore	12
1984	Mark Clayton	18
1988	Mark Clayton	14

FIELD GOALS

Year	Player	Total
1991	Pete Stoyanovich	31
	(tied, Chip Lohmiller of Washington)	
1992	Pete Stoyanovich	30
	(tied, Chip Lohmiller of Washington)	
1999	Olindo Mare	39*

RUSHING

Year	Player	Total
2002	Ricky Williams	1,853

QUARTERBACK RATING

Year	Player	Total
1977	Bob Griese	88.0
1984	Dan Marino	108.9

PASSING YARDS

Year	Player	Total
1984	Dan Marino	5,084*
1985	Dan Marino	4,137
1986	Dan Marino	4,746
1988	Dan Marino	4,434
1992	Dan Marino	4,116

TOUCHDOWN PASSES

Year	Player	Total
1977	Bob Griese	22
1984	Dan Marino	48
1985	Dan Marino	30
1986	Dan Marino	44

PASS COMPLETIONS

Year	Player	Total
1984	Dan Marino	362
1985	Dan Marino	336
1986	Dan Marino	378
1988	Dan Marino	354

1992	Dan Marino	330
------	------------------	-----

PASS ATTEMPTS

Year	Player	Total
1984	Dan Marino	564
1986	Dan Marino	623
1988	Dan Marino	606
1992	Dan Marino	554

COMPLETION PERCENTAGE

Year	Player	Pct.
2008	Chad Pennington	67.4

RECEPTIONS

Year	Player	Total
1998	O.J. McDuffie	90

GROSS PUNTING

Year	Player	Avg.
1991	Reggie Roby	45.7
1996	John Kidd	46.3

NET PUNTING

Year	Player	Avg.
2005	Donnie Jones	39.3

INTERCEPTIONS

Year	Player	Total
1967	Dick Westmoreland	10
1973	Dick Anderson	8
1999	Sam Madison	7
	(tied, four others)	

KICKOFF RETURNS

Year	Player	Total
1976	Duriel Harris	32.9
1983	Fulton Walker	26.7

SACKS

Year	Player	Total
2002	Jason Taylor	18.5

TEAM

MOST POINTS SCORED

Year	Total
1972	385
1984	513
1986	430

FEWEST POINTS ALLOWED

Year	Total
1972	171
1973	150
1983	250
1998	265

MOST TOTAL YARDS

Year	Total
1972	5036
1984	6936*
1994	6078

FEWEST TOTAL YARDS ALLOWED

Year	Total
1972	2312
1983	3297

MOST RUSHING YARDS

Year	Total
1971	2429
1972	2960

MOST PASSING YARDS

Year	Total
1984	5018*


1986	4779
1987	3876
1988	4516
1993	4353

FEWEST PASSING YARDS ALLOWED

Year	Total
1972	1290
1982	1027
2001	2829


*NFL record

DOLPHINS IN THE HALL OF FAME



DON SHULA HEAD COACH/VICE CHAIRMAN

BORN: 1/4/30
COLLEGE: John Carroll '51
PLAYER: 1951-57
ASSISTANT COACH: 1960-62
HEAD COACH: 1963-95
DOLPHINS HEAD COACH: 1970-95
YEAR INDUCTED: 1997



On July 26, 1997, Don Shula capped an illustrious career when he was inducted into the Pro Football Hall of Fame in Canton, Ohio, following his election into that shrine on January 25, 1997, his first year of eligibility. Shula's unanimous election to the Hall was the ultimate honor in a career full of record-setting accomplishments.

For the past 15 years, Shula has served as Vice-Chairman of the Miami Dolphins, having been named to that position on January 5, 1996. This year marks his 41st season with the Dolphins, a tenure that started when he was named head coach of the club in 1970. He was enshrined on the Dolphin Honor Roll at Sun Life Stadium on November 25, 1996.

Shula's record as head coach of the Dolphins (1970-95) and before that as head coach of the Baltimore Colts (1963-69) is unmatched in National Football League history. In 1995, he concluded his 33rd season as an NFL head coach and his 26th season as head coach of the Dolphins. He owns a career record of 347-173-6 (.665), including a regular season mark of 328-156-6 (.676), and is the winningest coach in NFL history. On November 14, 1993 in Philadelphia, when the Dolphins defeated the Philadelphia Eagles 19-14, Shula won his 325th career game, moving him past the immortal George Halas (324-151-31) and setting an NFL record for most career victories, a mark once thought to be unreachable. Shula's 328 regular season wins also is an NFL record, surpassing Halas' former NFL mark of 318 regular season victories. Shula and Halas are the only NFL coaches to win 300 or more career games, as Shula recorded his 300th career win on September 22, 1991, with a 16-13 triumph over Green Bay in just his 29th year as an NFL head coach, as compared to 36 seasons for Halas to accomplish that feat.

In addition, Shula won Super Bowl titles in 1972 and 1973, one of only six coaches in NFL history to win consecutive Super Bowls. His 1972 team went 17-0, recording the only undefeated season in NFL annals. He has appeared in more Super Bowls (six) than any other coach, and is one of only two coaches (along with Buffalo's Marv Levy) to reach the Super Bowl three straight seasons (1971-73). He also advanced to the Super Bowl with the Dolphins in 1982 and 1984, as well as in 1968 as head coach of the Colts.

A remarkable 20 times in 33 seasons, Shula's teams reached the playoffs. His teams won at least ten games 21 times in those 33 years, and he suffered only two losing seasons (6-8 in 1976 and 6-10 in 1988) in that span. He averaged more than ten wins per season in his career (347 wins in 33 years as a head coach), and he was the youngest coach to win 100, 200 and 300 games.

During Shula's tenure with the Dolphins, from the time he replaced George Wilson on February 18, 1970 to become the franchise's second-ever head coach through his final season in 1995, his winning percentage of .658 (257-133-2) during that time was the best record in all of professional sports. The Dolphins either won or shared first place in the AFC East 15 times in the 26 years under Shula, and reached the playoffs 16 times. His ultimate achievement was the NFL's only unbeaten, untied record of 17-0 in 1972, capped by a 14-7 win over the Washington Redskins in Super Bowl VII. He won a second consecutive Super Bowl title in 1973, defeating the Minnesota Vikings 24-7 in Super Bowl VIII, and compiled an overall record of 32-2 in those back-to-back seasons, a two-year mark that has yet to be surpassed.

Before joining the Dolphins, Shula spent seven years (1963-69) as head coach of the Baltimore Colts. In that span he compiled a record of 73-26-4 (.728) and advanced to the playoffs four times, including two appearances in the NFL Championship Game, in 1964 and 1968 after 12-2 and 13-1 campaigns, respectively. He became the youngest head coach (33 years old) in the history of the NFL when he was named the Colts' head coach in 1963.

Shula succeeded Weeb Ewbank as head coach in Baltimore after serving three years (1960-62) as defensive coordinator of the Detroit Lions, with the team going 26-13-1 in that period. Shula entered the coaching ranks with an assistant's job at Virginia (1958) and Kentucky (1959) before joining the Lions.

Shula broke into the NFL as the lone rookie on Coach Paul Brown's defending NFL champion Cleveland Browns in 1951. He was involved in the largest trade in modern NFL history, a 15-player deal with Baltimore in 1953, and Shula played four seasons with the Colts (1953-56) and one season at Washington (1957) at right cornerback. He had 21 career interceptions for 247 yards in seven seasons. In college, he was a running back at John Carroll University in Cleveland, and in 1950 he gained 125 yards when the Blue Streaks upset Syracuse, 21-15.

Shula also contributed to the growth of the NFL off the field by serving from 1975 through 1995 (including the last two years in that span as co-chairman along with George Young of the New York Giants) on the league's influential Competition Committee, which evaluates and recommends changes in playing rules to make the game more open and exciting and to improve player safety.

In addition to his own election to the Pro Football Hall of Fame, Shula was selected to present five other members for induction into the Hall (Larry Csonka, Bob Griese, Jim Langer, Larry Little and Dwight Stephenson), including two (Csonka and Langer) on the same day.

Coach Shula was further honored on January 31, 2010, when NFL Commissioner Roger Goodell announced the establishment of a new league award – "The Coach Shula Award" – that honors each NFL season a football coach that displays the integrity, achievement and positive impact on others that Coach Shula exemplified throughout his NFL career.

In addition, on that same day the Dolphins unveiled the "Perfect Moment in Time" statue in honor of Coach Shula. The ten-foot sculpture depicts Coach Shula raised upon the shoulders of two players, Nick Buoniconti and Al Jenkins, and captures the perfect moment in time immediately after the Dolphins completed their undefeated season in 1972. The statue adorns the entrance of the Dolphins' corporate headquarters at Sun Life Stadium, and that office bears the address of "347 Don Shula Drive" to reflect the total number of victories Shula amassed during his career.

Along with his football responsibilities, Shula always has given considerable time, plus financial and emotional support, to many area charities. The Don Shula Foundation, formed primarily to assist breast cancer research, was established as a tribute to his late wife, Dorothy. Shula also has been active in the American Cancer Society, March of Dimes, American Red Cross, the United Way and Catholic Charities.

A member of the Class of 1951 at John Carroll, Shula helps fund a \$1 million chair in the University's Department of Philosophy. On September 27, 2003, John Carroll University showed its appreciation for Shula's support of the school by naming its new stadium Don Shula Stadium. Shula also has received honorary doctorate degrees from John Carroll, St. Thomas University, the University of Miami and Florida Atlantic University.

Because of his success on the football field and his long-time civic and charitable service, Shula has received countless prestigious awards recognizing his contributions, including the 1993 Sports Illustrated Sportsman of the Year Award and the 1994 Horatio Alger Award. In addition, along with Ken Blanchard, in 1995 Shula co-authored "Everyone's A Coach," a highly acclaimed book that outlines the application of their managerial philosophies for business and personal success. Shula personifies those business principles himself, serving as an equity partner in two highly successful undertakings, Shula Enterprises, Inc. along with Don Shula's Steakhouse, LLLP.

Shula's oldest son, David, 51, and his wife, Leslie, have three sons, Danny, Christopher and Matthew. David served as the head coach of the Cincinnati Bengals from 1992-96, and when Don Shula's Dolphins played Dave Shula's Bengals on October 2, 1994 and October 1, 1995, both at

Cincinnati's Riverfront Stadium, it marked the only two times in the history of professional sports that a father and son faced each other as head coaches. Dave currently is President of Don Shula Steakhouse, Inc.

Shula's other son Mike, 45, currently serves as the quarterbacks coach for the Jacksonville Jaguars. He spent four seasons (2003-06) as the head coach at the University of Alabama and led the Crimson Tide to a Cotton Bowl win and a 10-2 record in 2005. He had rejoined the Dolphins' staff as quarterbacks coach in 2000 after serving the four previous seasons as the offensive coordinator of the Tampa Bay Buccaneers; he also spent the 1991-92 seasons as a coaches' assistant under his father in Miami. Mike and his wife, Shari, have three daughters, Samantha, Brooke and Ryan.

Mike and David Shula presented their father for induction into the Pro Football Hall of Fame in 1997, becoming the first pair ever to present a Hall of Famer for induction.

Shula's oldest daughter, Donna, has five children, Alex, Lindsey, Tyler, and twins Calvin and Carly. Another daughter, Sharon, resides in New York, while youngest daughter, Annie, lives and works in Broward County.

Shula and his wife, Mary Anne, reside in Miami Beach and continue to be very active in charitable and community affairs. Most recently, in 2009 they visited U.S. soldiers stationed in Iraq and Afghanistan as part of a USO tour to raise troop morale. They were married on . They were married on October 15, 1993, and their family together now includes eight children, 16 grandchildren and one great-grandchild.

DON SHULA'S CAREER RECORD

YEAR	TEAM	W	L	T	PCT.	FINISH
1963	Baltimore	8	6	0	.571	3rd, NFL West Conf.
1964*	Baltimore	12	2	0	.857	1st, NFL West Conf.
1965	Baltimore	10	3	1	.750	T-1st, NFL West Conf.
1966	Baltimore	9	5	0	.643	2nd, NFL West Conf.
1967	Baltimore	11	1	2	.857	T-1st, NFL Coastal
1968*	Baltimore	13	1	0	.929	1st, NFL Coastal
1969	Baltimore	8	5	1	.607	2nd, NFL Coastal
1970	Miami	10	4	0	.714	2nd, AFC East
1971*	Miami	10	3	1	.750	1st, AFC East
1972**	Miami	14	0	0	1.000	1st, AFC East
1973**	Miami	12	2	0	.857	1st, AFC East
1974	Miami	11	3	0	.786	1st, AFC East
1975	Miami	10	4	0	.714	T-1st, AFC East
1976	Miami	6	8	0	.429	3rd, AFC East
1977	Miami	10	4	0	.714	T-1st, AFC East
1978	Miami	11	5	0	.688	T-1st, AFC East
1979	Miami	10	6	0	.625	1st, AFC East
1980	Miami	8	8	0	.500	3rd, AFC East
1981	Miami	11	4	1	.719	1st, AFC East
1982*	Miami	7	2	0	.777	1st, AFC East
1983	Miami	12	4	0	.750	1st, AFC East
1984*	Miami	14	2	0	.875	1st, AFC East
1985	Miami	12	4	0	.750	1st, AFC East
1986	Miami	8	8	0	.500	3rd, AFC East
1987	Miami	8	7	0	.533	T-2nd, AFC East
1988	Miami	6	10	0	.375	5th, AFC East
1989	Miami	8	8	0	.500	T-2nd, AFC East
1990	Miami	12	4	0	.750	2nd, AFC East
1991	Miami	8	8	0	.500	T-2nd, AFC East
1992	Miami	11	5	0	.688	1st, AFC East
1993	Miami	9	7	0	.563	2nd, AFC East
1994	Miami	10	6	0	.625	1st, AFC East
1995	Miami	9	7	0	.563	T-2nd, AFC East

*NFL runner-up

**NFL Champion

	REGULAR SEASON				ALL GAMES			
	W	L	T	PCT.	W	L	T	PCT.
Baltimore Totals	71	23	4	.745	73	26	4	.728
Miami Totals	257	133	2	.658	274	147	2	.650
33-YEAR TOTALS	328	156	6	.676	347	173	6	.665

NFL'S TOP 20 COACHES

(based on career wins)

COACH	YEARS	TEAMS	REGULAR SEASON				CAREER			
			W	L	T	PCT.	W	L	T	PCT.
DON SHULA	33	COLTS, DOLPHINS	328	156	6	.676	347	173	6	.665
George Halas	40	Bears	318	148	31	.671	324	151	31	.671
Tom Landry	29	Cowboys	250	162	6	.605	270	178	6	.601
Curley Lambeau	33	Packers, Cardinals	226	132	22	.623	229	134	22	.623
Chuck Noll	23	Steelers	193	148	1	.563	209	156	1	.572
M. Schottenheimer	21	Browns, Chiefs, Redskins, Chargers	200	126	1	.613	205	139	1	.596
Dan Reeves	23	Broncos, Giants, Falcons	190	165	2	.535	201	174	2	.536
Chuck Knox	22	Rams, Bills, Seahawks	186	147	1	.558	193	158	1	.550
Bill Parcells	19	Giants, Patriots, Jets, Cowboys	172	130	1	.569	183	138	1	.570
Mike Holmgren	17	Packers, Seahawks	161	111	0	.592	174	122	0	.588
Joe Gibbs	16	Redskins	154	94	0	.621	171	101	0	.629
Paul Brown	21	Browns, Bengals	166	100	6	.621	170	108	6	.609
Bud Grant	18	Vikings	158	96	5	.620	168	108	5	.607
Bill Belichick	15	Browns, Patriots	148	92	0	.617	163	97	0	.627
Bill Cowher	15	Steelers	149	90	1	.623	161	99	1	.619
Mike Shanahan	16	Raiders, Broncos	146	98	0	.598	154	103	0	.599
Marv Levy	17	Chiefs, Bills	143	113	0	.558	154	120	0	.562
Steve Owen	23	Giants	151	100	17	.595	153	108	17	.581
Tony Dungy	13	Buccaneers, Colts	139	69	0	.668	148	79	0	.652
Jeff Fisher	16	Oilers/Titans	136	110	0	.553	141	116	0	.549

DON SHULA'S MILESTONES

Don Shula passed the immortal George Halas to become the winningest coach in NFL history when he registered victory number 325 in Miami's 19-14 win at Philadelphia on November 14, 1993. Shula concluded coaching with a career record of 347-173-6 (.665). On December 25, 1994, in Miami's 27-20 win over Detroit, Shula won the 319th regular season game of his career and broke the NFL record for most regular season coaching wins by Halas (318 wins). Shula owned a 328-156-6 (.676) regular season record. In 1991, Shula joined Halas (324 wins) as the only NFL coaches with 300 or more career wins. Shula accomplished his milestone 300th career win with a 16-13 triumph over the Green Bay Packers on September 22, 1991. Shula won the 300th regular-season game of his coaching career with a 16-13 overtime win at New England on December 27, 1992.

Shula added another historic career milestone in Miami's 30-7 win over the Buffalo Bills on September 16, 1990, as he recorded his 200th regular season victory since joining the Dolphins in 1970. Shula joined Hall of Fame coaches Curley Lambeau (Green Bay), George Halas (Chicago) and Tom Landry (Dallas) as the only NFL coaches to earn 200 or more regular season wins with one NFL club.

CAREER NFL WINS

CAREER WIN NO.	OPPONENT	SCORE	DATE	OPPOSING HEAD COACH
1	at San Francisco	20-14	9/22/63	Red Hickey
50	New Orleans	30-10	12/10/67	Tom Fears
100	San Diego	24-10	10/15/72	Harland Sware
150	N.Y. Jets	16-0	9/26/76	Lou Holtz
200	at New England	30-27 (OT)	11/8/81	Ron Erhardt
250	at Buffalo	23-14	11/24/85	Hank Bullough
300	Green Bay	16-13	9/22/91	Lindy Infante
324	Kansas City	30-10	10/31/93	Marty Schottenheimer
325	at Philadelphia	19-14	11/14/93	Rich Kotite
347	at St. Louis	41-22	12/24/95	Rich Brooks

DON SHULA'S MILESTONES (Continued)

REGULAR-SEASON NFL WINS

REGULAR SEASON WIN NO.	OPPONENT	SCORE	DATE	OPPOSING HEAD COACH
1	at San Francisco	20-14	9/22/63	Red Hickey
50	New Orleans	30-10	12/10/67	Tom Fears
100	New England	52-0	11/12/72	Phil Bengtson
150	at N.Y. Jets	14-10	11/6/77	Walt Michaels
200	Buffalo	27-10	12/27/82	Chuck Knox
250	Pittsburgh	35-24	11/1/87	Chuck Noll
300	at New England	16-13(OT)	12/27/92	Dick MacPherson
318	Kansas City	45-28	12/12/94	Marty Schottenheimer
319	Detroit	27-20	12/25/94	Wayne Fontes
328	at St. Louis	41-22	12/24/95	Rich Brooks

REGULAR-SEASON WINS WITH DOLPHINS

REGULAR SEASON WIN NO.	OPPONENT	SCORE	DATE	OPPOSING HEAD COACH
1	at Houston	20-10	9/27/70	Wally Lemm
50	Kansas City	9-3	10/20/74	Hank Stram
100	Green Bay	27-7	10/28/79	Bart Starr
150	at New England	44-24	10/21/84	Ron Meyer
200	Buffalo	30-7	9/16/90	Marv Levy
250	at New England	20-3	9/10/95	Bill Parcells

REGULAR-SEASON GAMES AS NFL COACH

REGULAR-SEASON GAME NO.	OPPONENT	SCORE	DATE	OPPOSING HEAD COACH
1	N.Y. Giants	28-37	9/15/63	Allie Sherman
50	Washington	37-10	11/6/66	Otto Graham
100	at Houston	20-10	9/27/70	Wally Lemm
150	Kansas City	9-3	10/20/74	Hank Stram
200	Buffalo	31-14	12/17/77	Jim Ringo
250	Pittsburgh	30-10	9/10/81	Chuck Noll
300	at San Diego	28-34	11/18/84	Don Coryell
350	at Philadelphia	28-10	12/13/87	Buddy Ryan
400	New England	17-10	10/18/90	Rod Rust
450	at N.Y. Jets	10-27	11/7/93	Bruce Coslett



NICK BUONICONTI

LINEBACKER

85

BORN: 1/15/40
COLLEGE: Notre Dame '52
NFL: 1962-76
DOLPHINS: 1969-76
INDUCTED: 2001



Nick Buoniconti, the driving force of the Dolphins' famed "No-Name Defense," inspired his teammates with his outstanding play and fiery leadership. During his seven years with the Dolphins the team advanced to three straight Super Bowls (1971-73) and won twice (1972, 1973), with one of those wins coming after their unparalleled undefeated season in 1972. Buoniconti was only 5-11 and 220 pounds and was considered to be too small to play middle

linebacker. However, as many coaches noted, he always “played bigger than his size” during a stellar 14-year career with the Dolphins and the Boston Patriots.

The only member of the Dolphins defense to be elected to the Hall of Fame, Buoniconti joined the team in 1969 after playing seven seasons with the Patriots. During his tenure with the Dolphins, he was honored as the team’s Most Valuable Player three times (1969, 1970, 1973), named to the AFL All-Star game in 1969 and was selected to two Pro Bowls (1973, 1974) following the merger of the two leagues. In 1990, he was voted as a linebacker on the Dolphins’ Silver Anniversary all-time team, and on November 18, 1991, he was enshrined on the Dolphin Honor Roll at Sun Life Stadium.

Before joining the Dolphins, Buoniconti helped the Patriots capture the 1963 AFL Eastern Division title, and he played in five AFL All-Star games. Overall in his 14-year career, he played in 183 games and recorded 32 career interceptions. He was named to the All-Time AFL team in 1970, and overall was named a first team All-AFL/AFC choice eight times.

A native of Springfield, Massachusetts, Buoniconti had an outstanding collegiate career at Notre Dame. Following his retirement from the Dolphins, he and his son, Marc, were the driving forces behind the establishment of the Miami Project to Cure Paralysis, one of the world’s leading research and treatment centers for spinal cord injuries.

Buoniconti was elected to the Hall of Fame in 2001 after being named for the first time that year as a nominee from the pre-1976 era by the Hall’s Seniors Committee.

NICK BUONICONTI'S CAREER STATISTICS

YEAR	TEAM	GP	TACK.	ASST.	TOTAL	FUM. REC.	INT.	YDS.	AVG.	TD
1962	Boston	14	NA	NA	NA	NA	2	3	1.5	0
1963	Boston	14	NA	NA	NA	NA	3	42	14.0	0
1964	Boston	14	NA	NA	NA	NA	5	75	15.0	0
1965	Boston	14	NA	NA	NA	NA	3	31	10.3	0
1966	Boston	14	NA	NA	NA	NA	4	43	10.8	0
1967	Boston	13	NA	NA	NA	NA	4	7	1.8	0
1968	Boston	8	NA	NA	NA	NA	3	22	7.3	0
1969	Miami	13	79	35	114	1	3	27	9.0	0
1970	Miami	14	96	49	145	0	0	0	0.0	0
1971	Miami	14	86	40	126	0	1	16	16.0	0
1972	Miami	14	72	74	146	0	2	17	8.5	0
1973	Miami	13	91	71	162	2	0	0	0.0	0
1974	Miami	13	51	49	100	0	2	29	14.5	0
1975	Miami									
1976	Miami	11	32	38	70	0	0	0	0.0	0
INJURED RESERVE										
15-YEAR TOTALS		183	NA	NA	NA	3	32	312	9.8	0
MIAMI TOTALS		92	507	356	863	3	8	89	11.1	0

ADDITIONAL STATS

Sacks: 2 in 1969, 1 in 1971, 1 in 1972, 1 in 1973, 1 in 1976

Touchdowns: 1 fumble recovery in 1973

Kickoff Returns: 1 for 8 yards in 1962

Blocked Kicks: 1 PAT in 1976

DOLPHINS TWICE OPEN WITH 10-0 RECORD

Since the 1970 merger of the American and National Football Leagues, Miami is the only NFL team to twice open up a season with 10 or more consecutive wins. The Dolphins did it in 1972 (14 wins) and 1984 (11 wins), while eight other teams have accomplished a 10 or more game season-opening winning streak on one occasion — Minnesota in 1975 (10 wins), Chicago in 1985 (13 wins), N.Y. Giants in 1990 (10 wins), San Francisco in 1990 (10 wins), Washington in 1991 (11 games), Denver in 1998 (13 games), Indianapolis in 2005 (13 games) and New England in 2007 (16 games).




LARRY CSONKA

FULLBACK

39

BORN: 12/25/46
COLLEGE: Syracuse '68
NFL: 1968-74, 1976-79
DOLPHINS: 1968-74, 1979
INDUCTED: 1987




Larry Csonka ranks as the Dolphins' all-time leading rusher with 1,506 carries for 6,737 yards (4.5 average) and 53 TDs. A five-time Pro Bowl selection, he put together three consecutive 1,000-yard seasons (1971-73) as Miami advanced to the Super Bowl each year. Csonka shined in those three Super Bowls, averaging 6.3 yards a carry and going over 100 yards rushing in two of them. Originally drafted in the first round out of Syracuse in 1968, he was named the MVP of Super Bowl VIII after carrying 33 times for 145 yards and two touchdowns as the Dolphins steamrolled the Minnesota Vikings, 24-7, for their second straight NFL title. Called a "modern-day Bronko Nagurski" by Dolphins coach Don Shula, "Zonk" also played three seasons with the N.Y. Giants (1976-78) and one year with the Memphis Southmen of the World Football League (1975). His career rushing totals in the NFL, which placed him sixth on the league's all-time rushing list when he retired, are: 1,891 carries for 8,081 yards (4.3 average) and 64 TDs. He was elected to the Hall of Fame in his second year of eligibility. In 1990, he also was voted the fullback on the Dolphins' Silver Anniversary all-time team and was named as a running back on the Super Bowl Silver Anniversary all-time team. On November 19, 1990, he was enshrined on the Dolphin Honor Roll at Sun Life Stadium. Csonka was further honored when his number 39 was retired by the team during halftime ceremonies on December 9, 2002, becoming the third Dolphin to have his number retired.

LARRY CSONKA'S CAREER STATISTICS

YEAR	TEAM	RUSHING						RECEIVING			
		G-S	ATT.	YDS.	AVG.	LG	TD	NO.	YDS.	LG	TD
1968	Miami	11-11	138	540	3.9	40	6	11	118	65	1
1969	Miami	11-11	131	566	4.3	54t	2	21	183	42	1
1970	Miami	14-14	193	874	4.5	53	6	11	94	54	0
1971	Miami	14-14	195	1051	5.4	28	7	13	113	25	1
1972	Miami	14-14	213	1117	5.2	45	6	5	48	14	0
1973	Miami	14-14	219	1003	4.6	25	5	7	22	9	0
1974	Miami	12-12	197	749	3.8	24	9	7	35	11	0
1975	Memphis*	7-NA	99	421	4.3	-	1	5	54	-	1
1976	N.Y. Giants	12-12	160	569	3.6	13	4	6	39	14	0
1977	N.Y. Giants	14-14	134	464	3.5	15	1	2	20	12	0
1978	N.Y. Giants	14-13	91	311	3.4	12	6	7	73	23	0
1979	Miami	16-16	220	837	3.8	22	12	16	75	18	1
MIAMI TOTALS		106-106	1506	6737	4.5	54t	53	91	688	65	4
GIANTS TOTALS		40-39	385	1344	3.5	15	11	15	132	23	0
NFL TOTALS		146-145	1891	8081	4.3	54t	64	106	820	65	4
PLAYOFFS		12-12	225	891	4.0	49	9	4	26	16	1

*stats with WFL Memphis not included in career totals




BOB GRIESE

QUARTERBACK

12

BORN: 2/3/45
COLLEGE: Purdue '67
NFL: 1967-80
DOLPHINS: 1967-80
INDUCTED: 1990



He was unquestionably the “thinking man’s quarterback.” Bob Griese, renowned for his poised leadership and ingenious play-calling, sustained the Dolphin offense with a flair for winning from 1967-80.

The bespectacled quarterback became the 14th passer in the NFL’s exclusive 25,000-yard club in 1980. On the same day he reached that milestone, he suffered a shoulder injury which ultimately forced his retirement on June 25, 1981. His No. 12 jersey became the first in Dolphins history to be retired, on May 6, 1982, in ceremonies at the team’s annual awards banquet. In 1990 he was also voted the quarterback on the Dolphins’ Silver Anniversary all-time team, and on November 19, 1990, he was enshrined on the Dolphin Honor Roll at Sun Life Stadium.


Including playoffs, he had a .681 winning percentage (88-41-1) under Coach Don Shula. “Cornerstone of the franchise,” Dolphin founder Joe Robbie called him. He was a consensus All-Pro quarterback in 1971 and 1977, made six appearances in the Pro Bowl and was voted the team’s Most Valuable Player six times by South Florida media.

After becoming eligible for induction into the Hall of Fame in 1985, Griese was named as a finalist all five years before being elected to the Hall of Fame in 1990.

“He’s probably the most unselfish guy I’ve ever been around,” Shula said. “He got as much of a thrill calling the right running play for a touchdown as he did connecting on a bomb. That’s just his makeup.”

BOB GRIESE’S CAREER STATISTICS

YEAR	TEAM	G-S	ATT.	COMP.	YDS.	PCT.	TD	INT.	LG	TKLD.
1967	Miami	12-10	331	166	2005	50.2	15	18	68t	25/240
1968	Miami	13-13	355	186	2473	52.4	21	16	50t	43/372
1969	Miami	9-9	252	121	1695	48.0	10	16	53t	33/289
1970	Miami	14-14	245	142	2019	58.0	12	17	54t	31/282
1971	Miami	14-13	263	145	2089	55.1	19	9	86t	23/248
1972	Miami	6-5	97	53	638	54.6	4	4	39	7/45
1973	Miami	13-13	218	116	1422	53.2	17	8	46	11/75
1974	Miami	13-13	253	152	1968	60.1	16	15	54	27/202
1975	Miami	10-10	191	118	1693	61.8	14	13	79t	16/131
1976	Miami	13-13	272	162	2097	59.6	11	12	47t	30/266
1977	Miami	14-14	307	180	2252	58.6	22	13	73t	36/303
1978	Miami	11-9	235	148	1791	63.0	11	11	63t	18/165
1979	Miami	14-12	310	176	2160	56.8	14	16	51	26/223
1980	Miami	5-3	100	61	790	61.0	6	4	54	9/89
TOTALS		161-151	3429	1926	25092	56.2	192	172	86t	335/2930
PLAYOFFS		12-11	208	112	1467	53.8	10	12	75t	15/152



JIM LANGER


CENTER

62

BORN: 5/16/48
COLLEGE: S. Dakota St. '70
NFL: 1970-81
DOLPHINS: 1970-79
INDUCTED: 1987



Jim Langer was the anchor of the Miami offensive line during the Dolphins' championship years of the 1970s. Coming out of South Dakota State in 1970, he was signed as a free agent by Cleveland but was released on the final cut. Langer was picked up on waivers by the Dolphins and, after spending most of the year on the taxi squad, played in the final five games of 1970, mainly on special teams. After serving as a backup at center the following season, he won the starting job in 1972, which he would hold until sidelined with a knee injury in 1979. A consensus All-Pro from 1973-77, Langer was a six-time Pro Bowl selection (five times as a starter). Over a 10-year period from 1970-79, he played in 128 straight games. He also made 109 consecutive starts between 1972-79. Voted the team's Most Valuable Player by South Florida media in 1975, Langer also holds the distinction of having played every offensive down in the Dolphins' perfect 1972 season. Wanting to spend the final years of his career near his Royaltown, Minn. home, at his own request Langer was traded to the Minnesota Vikings in 1980, where he played for two seasons (1980-81). He was elected to the Hall of Fame in his first year of eligibility. In addition, on November 19, 1990, he was enshrined on the Dolphin Honor Roll at Sun Life Stadium.



LARRY LITTLE

GUARD


66

BORN: 11/2/45
COLLEGE: Bethune
Cookman '67
NFL: 1969-80
DOLPHINS: 1969-80
INDUCTED: 1993



A rumbling giant in the Dolphin trenches for 12 seasons, Larry Little's very presence in leading a sweep was an intimidating force in a Miami running attack which led the NFL during the 1970s at 2,372 yards per season. Coming out of Bethune-Cookman in 1967, Little entered the NFL as an undrafted free agent with the San Diego Chargers for a \$750 bonus. He was traded to the Dolphins on July 2, 1969, in exchange for Miami cornerback Mack Lamb, a former high school teammate. After having started just four games during his two seasons with the Chargers, Little emerged with the Dolphins and played in 158 regular season games with 152 starting assignments. He also started 12 playoff games for Miami and was a key ingredient of the Dolphins' back-to-back Super Bowl championship teams of 1972 and '73. Little earned All-Pro honors six times (1971-75 and 1977) and was a Pro Bowl selection on four occasions (1971-74). He was the first player in league history to be named as AFC Offensive Lineman of the Year three straight seasons (1970-72) by the NFL Players' Association. Little, who anchored the offensive line which helped set a then-NFL record with 2,960 rushing yards during the Dolphins' "perfect

season” in 1972, was named by the National 1,000-Yard Club as the league’s Outstanding Blocker for the ’72 campaign. A native Floridian, Little was the first Dolphins player inducted into the Florida Sports Hall of Fame, on March 6, 1978. In 1990, he was voted as a guard on the Dolphins’ Silver Anniversary all-time team. Little was elected into the Hall of Fame in his eighth year of eligibility after having been a finalist on three occasions. On December 13, 1993, he was enshrined on the Dolphin Honor Roll at Sun Life Stadium.





DAN MARINO

QUARTERBACK

13

BORN: 9/15/61
COLLEGE: Pittsburgh '83
NFL: 1983-99
DOLPHINS: 1983-99
INDUCTED: 2005





Elected to the Pro Football Hall of Fame on February 5, 2005 and enshrined on August 7, 2005 . . . Others included in the Class of 2005 were Steve Young, Benny Friedman and Fritz Pollard . . . Marino’s No. 13 jersey became the second Dolphin uniform number to be retired, on Sunday, September 17, 2000, at halftime of the Dolphins-Baltimore Ravens game at Sun Life Stadium . . . He was also inducted into the Dolphin Honor Roll on that date . . . The only other Dolphin player to wear No. 13 was safety Jake Scott, who wore that number from 1970 through 1975 . . . He announced his retirement on March 13, 2000 . . . Marino ranks among the NFL’s all-time top ranked passers . . . In his 17-year career, Marino played in 242 games (240 starts) and he was 4967-8358 (59.4%) for 61,361 yards, 420 touchdowns and 252 interceptions for an 86.4 passing efficiency rating, which ranked fourth among the all-time passing leaders when he retired . . . Marino holds 27 Dolphins regular season team records (38 overall, including playoffs) and is tied for three others (five, including playoffs) . . . He holds nine NFL regular season records and is tied for five others . . .

AMONG NFL LEADERS: With a career passing efficiency of 86.4, Marino currently ranks 16th on the all-time list of passers . . . Marino also is among the winningest quarterbacks in NFL regular season history, ranking third in all time regular season victories as a starter:

MOST ALL-TIME VICTORIES BY NFL STARTING QUARTERBACKS

(Regular Season)

PLAYER	TEAMS	NFL SEASONS	W-L-T	PCT.
1. Brett Favre	Atlanta/G.B./N.Y. Jets/Minn.	19	181-104-0	.635
2. John Elway	Denver	16	148-82-1	.643
3. DAN MARINO	MIAMI	17	147-93-0	.613

In his career, with 8,358 attempts, Marino ranks second in NFL history in pass attempts . . . With 4,967 pass completions, Marino ranks second in NFL history in completions . . . With 61,361 yards passing, Marino ranks second in NFL history in total yards passing . . . With 420 touchdown passes, Marino ranks second in NFL history in touchdown passes . . . He broke Fran Tarkenton’s NFL records in all four categories only to be later passed in each by Favre in 2007 . . .

YARDAGE: Marino’s 61,361 yards passing rank second on the NFL’s all-time career passing yardage list . . . On November 12, 1995 vs. New England, with a nine-yard completion to Irving Fryar in the first quarter, Marino passed Fran Tarkenton (47,003 career passing yards), breaking Tarkenton’s NFL record for most career passing yards and moving into first place on the NFL all-time career passing yardage list, before being passed by Favre in 2007:

NFL CAREER PASSING YARDAGE LEADERS

*1. Brett Favre.....69,329 (19)	11. Johnny Unitas40,239 (18)
2. DAN MARINO 61,361 (17)	*12. Kerry Collins.....38,618 (15)
3. John Elway.....51,475 (16)	13. Dave Krieg38,151 (19)
*4. Peyton Manning.....50,128 (12)	14. Boomer Esiason.....37,920 (14)
5. Warren Moon.....49,325 (17)	15. Jim Kelly.....35,467 (11)
6. Fran Tarkenton47,003 (18)	16. Jim Everett.....34,837 (12)
7. Vinny Testaverde.....46,233 (21)	17. Jim Hart.....34,665 (18)
8. Drew Bledsoe.....44,611 (14)	18. Steve DeBerg.....34,241 (17)
9. Dan Fouts.....43,040 (15)	19. John Hadl.....33,503 (16)
10. Joe Montana40,551 (16)	20. Phil Simms33,462 (14)

() - number of years played * - active players in 2009

Marino reached the 40,000 and 30,000 yards passing plateaus faster than any quarterback in NFL history . . . In 1984, Marino set an NFL record for most yards passing in a single season with 5,084 yards . . . He broke the former record of 4,802 yards passing, which was set by Dan Fouts of the San Diego Chargers in 1981 . . . Marino and Drew Brees (2008) are the only quarterbacks in NFL history to throw for 5,000 or more yards (once) . . . Marino (1984-86, 1988, 1992, 1994), Peyton Manning (1999-2004, 2006-09) and Brett Favre (1995, 1998-99, 2004, 2007, 2009) are the only quarterbacks in NFL history to have six or more 4,000-yard seasons . . . Marino passed for 3,000 or more yards 13 times (1984-92, 1994-95, 1997-98) in his 17 seasons in the NFL and is second behind Brett Favre (1992-2009) for the most 3,000-yard seasons in NFL history . . . Favre broke Marino's record in 2005 . . . Marino led the NFL in passing yards five times during a season, having accomplished that feat in 1984-86, 1988, and 1992 . . . Marino tied the NFL record for most seasons leading the league in passing yardage (five) with Sonny Jurgensen (1961-62, 1966-67, 1969) . . . Marino had 13 career 400-yard games (15, including playoffs) and the Dolphins were 8-5 in those 13 games (9-6 overall, including the playoffs) . . . Marino had 63 career regular season 300-yard games (67, including playoffs), and the Dolphins were 37-26 in those 63 300-yard games (38-29 overall, including playoffs) . . . Marino's 63 career 300-yard passing games extended his own NFL record for most career 300-yard passing games . . . Marino owns the top 11 and 38 of the top 50 passing yardage games in Dolphins history as well as 67 of the 92 300-yard passing games in club history . . .

TOUCHDOWN PASSES: Marino's first touchdown pass on November 26, 1995 at Indianapolis, a six-yard TD pass to Keith Byars with 13:54 elapsed in the second quarter, was Marino's 343rd TD pass of his career, breaking Fran Tarkenton's former NFL record of most career touchdown passes (342), making Marino the league's all-time leader in career TD passes until Brett Favre broke his record in 2007 . . . Marino recorded 420 touchdown passes in his career, ranking second in NFL history:

NFL CAREER PASSING TOUCHDOWN LEADERS

*1. Brett Favre.....497 (19)	11. Sonny Jurgensen.....255 (18)
2. DAN MARINO 420 (17)	12. Dan Fouts254 (15)
*3. Peyton Manning.....366 (12)	13. Drew Bledsoe251 (14)
4. Fran Tarkenton.....342 (18)	14. Boomer Esiason247 (14)
5. John Elway.....300 (16)	15. John Hadl.....244 (16)
6. Warren Moon.....291 (17)	16. Len Dawson.....239 (19)
7. Johnny Unitas.....290 (18)	17. Jim Kelly.....237 (11)
8. Vinny Testaverde275 (21)	18. George Blanda236 (26)
9. Joe Montana273 (16)	19. Steve Young232 (15)
10. Dave Krieg.....261 (19)	20. Tom Brady225 (10)

() - number of years played * - active players in 2008

Marino reached the 200 touchdown passes plateau faster than any quarterback in NFL history and is tied with Peyton Manning for the fastest to reach 300 TD passes . . . In his career Marino threw at least one TD pass in 203 of his 242 regular-season games as well as in 16 of his 18 playoff games (219 of 260 overall) . . . Marino had six career games of throwing five or more touchdown passes, and the Dolphins were 4-2 in those contests . . . Marino had 21 career games passing for four or more touchdowns, and he was 16-5 in those 21 contests . . . Overall

in his career he threw three or more touchdowns in 62 games (67, including playoffs), and he was 41-21 in those contests (44-23 including post-season games) . . . Marino threw for 20 or more TD passes in 13 of his 17 years in the NFL . . . The only seasons when he failed to reach 20 TD passes came in 1999, 1997, 1996 and in 1993, a season when he played only five games due to injury . . . By throwing for 20 touchdown passes in 1998, he extended his own NFL record for most years throwing for 20 or more touchdown passes to 13 seasons, a record that Favre broke in 2008 . . . Marino and Peyton Manning are the only players in NFL history to throw 20 or more touchdown passes in their first ten NFL seasons and is one of three players (along with Manning and Brett Favre) to throw 20 or more TD passes in ten consecutive seasons . . . Four times in his career (1984-86, 1994) Marino threw for 30 or more touchdowns, and he is third behind Manning (five, 2000, 2004, 2006-07, 2009) and Brett Favre (nine, 1994-98, 2001, 2003-04, 2009) for the NFL record of most seasons throwing 30 or more touchdown passes . . . Marino is the only QB to throw 40 or more touchdowns in two different seasons (1984, 1986) . . . In 1984, Marino threw for 48 touchdown passes, breaking the former NFL record of 36 TD passes that was set by George Blanda of the Houston Oilers in 1961 and tied by Y.A. Tittle of the New York Giants in 1963 . . . Marino's record was broken by Peyton Manning of the Indianapolis Colts, who threw for 49 touchdown in 2004 . . .

NFL RECORDS: Overall, Marino holds nine NFL regular season records and is tied for five others . . . In addition to the above records, Marino holds NFL single-season records for yards (5,084 in 1984) . . . Having led the NFL in attempts in 1984, 1986, 1988, 1992, and 1997, Marino set a new NFL record for most seasons leading the league in pass attempts (five) . . . Having led the NFL in completions from 1984-86, 1988, 1992 and 1997, Marino set a new NFL record for most seasons leading the league in pass completions (six) . . . Marino and George Blanda (1963-65) are the only QBs to lead the NFL in completions three consecutive years . . . Having led the NFL in passing yards from 1984-86, 1988 and 1992, Marino joined Sonny Jurgensen as the only players to have led the NFL in passing yards in five seasons, and only Dan Fouts (1979-82) has led the league longer consecutively in yardage (four seasons) . . .

COMEBACKS: Over the course of Marino's 17-year career with the Dolphins, he brought the team back from a fourth quarter deficit a total of 37 times, with 21 fourth quarter triumphs at home and 16 on the road . . . Included in that total were three playoff games in which Marino led Miami back in the fourth quarter . . . With 37 fourth quarter comeback victories, Marino ranks second in that category: Denver's John Elway has 43 final period come-from behind wins . . . In Marino's 37 career fourth quarter comebacks, he completed 280 of 441 passes (63.5%) for 3,710 yards with 29 touchdowns and eight INTs in the final stanza for a rating of 104.4 . . .

NFL ALL-TIME FOURTH QUARTER COMEBACK DRIVES

PLAYER	TEAMS	FOURTH QUARTER COMEBACK DRIVES
1. John Elway	Denver	43
2. DAN MARINO	MIAMI	37
3. Joe Montana	San Francisco, Kansas City	31
4. Jim Kelly	Buffalo	24

MAN OF THE YEAR AWARD: On January 28, 1999, Marino was named as the 1998 Sprint/NFL Man of the Year . . . It is the only league-sponsored award that recognizes player community service as well as excellence on the field . . . Off the field, Marino established the Dan Marino Foundation, which was created to benefit children's charities in South Florida . . . Marino became the second Dolphin player to win the NFL Man of the Year Award; Dwight Stephenson won that honor in 1985 and Jason Taylor became the third Dolphin to win that award in 2007.

PRO BOWL: Marino was selected to nine Pro Bowls (1983-87, 1991-92, 1994-95), including seven as a starter (1983-86, 1992, 1994-95), but due to injuries he was able to play in only two games (1984, 1992) . . . Marino's nine Pro Bowl selections set a Dolphins record for most career selections, surpassing the former record of six selections that had previously been set by quarterback Bob Griese (1970-71, 1973-74, 1977-78), center Jim Langer (1973-78), and guard Bob Kuechenberg (1974-75, 1977-78, 1982-83) . . . Marino's seven Pro Bowl starts set a Dolphins record for career starts, surpassing the former record of five starts that had previously been set by Langer (1973-77) . . . Marino was first selected to the AFC Pro Bowl squad following his rookie season of 1983.

PERSONAL

Married to Claire (1/30/85), Marino and his wife have six children, Daniel Charles (9/4/86), Michael Joseph (5/18/88), Joseph Donald (7/26/89), Alexandra Claire (5/13/92), Niki Lin (12/15/96) and Lia (7/12/95) and reside in Weston . . . Finished his eighth year as a studio analyst for CBS' "The NFL Today" . . . Played himself in movie "Ace Ventura: Pet Detective," which starred Jim Carrey, Sean Young and Courtney Cox and was one of the most popular films in 1994 . . . Appeared in 1998 movie "Holy Man," that starred Eddie Murphy . . . Appears in music video by Hootie and the Blowfish for song, "Only Wanna Be With You" . . . Established the Dan Marino Foundation, which helps support many South Florida charities . . . He also raised funds for his foundation through the "Touchdown for Tots" program, which raised more than \$830,000 since its inception . . . As a sponsor of his own program, Marino donated \$500 for every touchdown he threw . . . Sponsors an annual golf tournament in February in Miami for the benefit of the Dan Marino Foundation, which in 2009 raised more than \$400,000 . . . Helped create Miami Children's Hospital Dan Marino Center in Weston that opened in 1998 and offers comprehensive health care to children with chronic medical needs . . . Named as Sprint/NFL Man of the Year in 1998 . . . Named Miami Dolphins NFL Man of the Year each year from 1996-98 . . . In 1998, served as one of three NFL representatives appearing in a national public service announcement in honor of the NFL's 25-year partnership with the United Way . . . Had a street (Dan Marino Boulevard) named after him next to Sun Life Stadium . . . Had his neighborhood field in Pittsburgh named "Dan Marino Field" in March, 1990 . . . Was the No. 1 selection in the inaugural United States Football League draft in 1983, being chosen by the Los Angeles Express . . . Had been a fourth-round choice of baseball's Kansas City Royals in 1979 . . . Attended Central Catholic High School in Pittsburgh, lettering in football and baseball . . . Full name is Daniel Constantine Marino, Jr., born September 15, 1961 in Pittsburgh, Pa.

DAN MARINO'S CAREER REGULAR SEASON STATISTICS

YEAR	TEAM	G-S	ATT.	COMP.	YDS.	PCT.	TD	INT.	LG	TKLD.	RATE
1983	Miami	11-9	296	173	2210	58.4	20	6	85t	10/80	96.0
1984	Miami	16-16	564	362	5084	64.2	48	17	80t	13/120	108.9
1985	Miami	16-16	567	336	4137	59.3	30	21	73	18/157	84.1
1986	Miami	16-16	623	378	4746	60.7	44	23	85t	17/119	92.5
1987	Miami	12-12	444	263	3245	59.2	26	13	59t	9/77	89.2
1988	Miami	16-16	606	354	4434	58.4	28	23	80t	6/31	80.8
1989	Miami	16-16	550	308	3997	56.0	24	22	78t	10/86	76.9
1990	Miami	16-16	531	306	3563	57.6	21	11	69t	15/90	82.6
1991	Miami	16-16	549	318	3970	57.9	25	13	54	27/182	85.8
1992	Miami	16-16	554	330	4116	59.6	24	16	62t	28/173	85.1
1993	Miami	5-5	150	91	1218	60.7	8	3	80t	7/42	95.9
1994	Miami	16-16	615	385	4453	62.6	30	17	64t	17/113	89.2
1995	Miami	14-14	482	309	3668	64.1	24	15	67t	22/153	90.8
1996	Miami	13-13	373	221	2795	59.2	17	9	74t	18/131	87.8
1997	Miami	16-16	548	319	3780	58.2	16	11	55	20/142	80.7
1998	Miami	16-16	537	310	3497	57.7	23	15	61t	23/178	80.0
1999	Miami	11-11	369	204	2448	55.3	12	17	62	9/66	67.4
17-YEAR TOTALS		242-240	8358	4967	61361	59.4	420	252	85t	269/1940	86.4

DAN MARINO'S CAREER PLAYOFF STATISTICS

YEAR	TEAM	G-S	ATT.	COMP.	YDS.	PCT.	TD	INT.	LG	TKLD.	RATE
1983	Miami	1-1	25	15	193	60.0	2	2	32t	0/0	77.6
1984	Miami	3-3	116	71	1001	61.2	8	5	41t	4/29	94.1
1985	Miami	2-2	93	45	486	48.4	3	3	39	1/14	61.5
1990	Miami	2-2	79	42	544	53.2	5	2	64t	2/8	85.6
1992	Miami	2-2	74	39	435	52.7	4	2	30t	4/25	77.3
1994	Miami	2-2	67	46	519	68.7	5	0	31	2/13	116.4
1995	Miami	1-1	64	33	422	51.6	2	3	45t	0/0	63.4
1997	Miami	1-1	43	17	141	39.5	0	2	42	4/21	29.3
1998	Miami	2-2	71	49	478	69.0	1	3	56	2/12	74.7
1999	Miami	2-2	55	28	291	50.9	2	2	27	3/19	63.5
PLAYOFF TOTALS		18-18	687	385	4510	56.0	32	24	64t	22/141	77.1

ADDITIONAL STATS

Rushing: 28 for 45 yards, 1.6 avg., long 15, 2 TDs in 1983; 28 for -7 yards, -.3 avg., long 10 in 1984; 26 for -24 yards, -.9 avg., long 2 in 1985; 12 for -3 yards, -.3 avg., long 13 in 1986; 12 for -5 yards, -.4 avg., long 5t, 1 TD in 1987; 20 for -17 yards, -.9 avg., long 6 in 1988; 14 for -7 yards, -.5 avg., long 2, 2 TDs in 1989; 16 for 29 yards, 1.8 avg., long 15 in 1990; 27 for 32 yards, 1.2 avg., long 11, 1 TD in 1991; 20 for 66 yards, 3.3 avg., long 12 in 1992; 9 for -4 yards, -.4 avg., long 4t, 1 TD in 1993; 23 for -6 yards, -.3 avg., long 10, 1 TD in 1994, 11 for 14 yards, 1.3 avg., long 12 in 1995; 11 for -3, -0.3 avg., long 7 in 1996; 18 for -14 yards, -.8 avg., long 1 in 1997; 21 for -3 yards, -0.1 avg., long 10, 1 TD in 1998; 6 for -6 yards, -1.0 avg., long 0 in 1999 for total of 302 for 87 yards, 0.3 avg., long 15, 9 TDs (P-15 for 0 yard, 0.0 avg., long 5, 1 TD)

Receiving: 1 for -6 yards in 1995

Miscellaneous Tackles: 2 in 1984, 1 in 1988, 2 in 1989, 1 in 1990, 1 in 1992 for total of 7

Fumble Recoveries: 1 in 1988

MARINO'S NFL RECORDS


Most Yards Gained, Season: **5,084 in 1984**
 Most Games, 400 or more Yards Passing, Career: **13**
 Most Games, 400 or more Yards Passing, Season: **4 in 1984**
 Most Games, 300 or more Yards Passing, Career: **63**
 Most Seasons Leading League, Attempts **5 (1984, 1986, 1988, 1992, 1997)**
 Most Seasons Leading League, Completions **6 (1984-86, 1988, 1992, 1997)**
 Most Seasons, 40 or more Touchdown Passes: **2 (1984, 1986)**
 100 TD Passes in Fewest Amount of Games to Start Career: **44 (9/7/86 at S.D.)**
 200 TD passes in Fewest Amount of Games to Start Career: **89 (9/17/89 at N.E.)**

(Records Tied For)

Most Seasons Leading League, Yards Gained: **5 (1984-86, 1988, 1992)**
 with Sonny Jurgensen (Philadelphia, 1961-62; Washington, 1966-67, 1969)
 Most Consecutive Seasons Leading League, Completions: **3 (1984-86)**
 with George Blanda (Houston, 1963-65)
 Most Consecutive Games, 400 or more Yards Passing: **2 (1984)**
 with Dan Fouts (San Diego, 1982), Phil Simms (N.Y. Giants, 1985),
 Billy Volek (Tennessee, 2004) and Matt Cassel (New England, 2008)
 Most Games, Four or more Touchdown Passes, Season: **6 in 1984**
 with Peyton Manning (Indianapolis, 2004)
 300 TD passes in Fewest Amount of Games to Start Career: **157 (9/4/94 vs. New England)**
 with Peyton Manning (Indianapolis, 12/9/07 at Baltimore)

GALLERY OF LEGENDS

On Wednesday, November 2, 2005, the "Gallery of Legends" made its public debut at Dolphin Stadium. Located at Gate D on the Club Level of the stadium, the Gallery is a tribute to the history of Miami Dolphins football. Special exhibits were created to track the team's history, from its inception in 1966 to the present. Features include Dolphins memorabilia and photographs, as well as elements of life in South Florida and a Dan Marino timeline through those years. It also consists of such artifacts as the chairs the players used for meetings at St. Thomas University, in addition to the office desk utilized by Hall of Fame Head Coach Don Shula.



Coach Don Shula's desk



Meeting room desks and projector



DWIGHT STEPHENSON

CENTER

57

BORN: 11/20/57
COLLEGE: Alabama '80
NFL: 1980-87
DOLPHINS: 1980-87
INDUCTED: 1998



Dwight Stephenson spent his entire career with the Dolphins, and was considered by many to be the "best at his position ever" in the NFL. He was selected to five straight Pro Bowls (1983-87), and earned starting honors in four of those contests (1983-86). His four Pro Bowl starts is tied for the fourth-most in team history. Stephenson anchored an offensive line which allowed the fewest sacks in the NFL each of his seasons as a starter and enabled Miami quarterback Dan Marino to set numerous passing records. His playing career ended prematurely after suffering torn anterior cruciate and lateral colateral ligaments in his left knee against the New York Jets on December 7, 1987, when he was hit unexpectedly by Marty Lyons on a New York fumble return. Stephenson's greatest honor during his playing days came in 1985 when he was selected as the Miller Lite/NFL Man of the Year for his work in charity and community projects, the first Dolphin to win that award. Stephenson also served as an Assistant Offensive Line Coach on Don Shula's Dolphins staff in 1992. Before joining the Dolphins as a second-round draft choice in 1980, he had an outstanding college career at Alabama, where he was called "the greatest center I have ever coached" by the late Paul "Bear" Bryant. He was elected to the Pro Football Hall of Fame in his sixth year of eligibility after having been a finalist on five occasions. In 1990, he also was voted as the center on the Dolphins' Silver Anniversary all-time team, and on December 12, 1994, he was enshrined on the Dolphin Honor Roll at Sun Life Stadium.



PAUL WARFIELD

WIDE RECEIVER

42

BORN: 11/28/42
COLLEGE: Ohio State '64
NFL: 1964-74, 1976-77
DOLPHINS: 1970-74
INDUCTED: 1983



Paul Warfield sandwiched two stints with the Cleveland Browns around a five-year career with the Dolphins. After spending his first six seasons in the NFL with the Browns (1964-69), Warfield was acquired by Miami in January of 1970 in exchange for a first-round pick in the upcoming draft. In his five seasons with the Dolphins, Warfield had 156 receptions for 3,355 yards (21.5 average) and 33 TDs. He ranks 20th on the team's all-time list for receptions, while he is eighth in receiving yards and fifth in receiving touchdowns. A member of both the '72 and '73 Super Bowl championship teams, he was selected to play in the Pro Bowl all five years he was with the Dolphins (once as a starter), in addition to being named to three Pro Bowl squads with the Browns. Warfield, one of two Dolphins (along with Mark Ingram) in the team's history to score

four touchdowns in one game, also played one season with the Memphis Southmen of the World Football League (1975) before finishing his career with Cleveland (1976-77). His career receiving totals in the NFL are: 427 receptions for 8,565 yards (20.1 average) and 85 TDs. His 85 touchdown catches at the time of his retirement were tied for the third-highest career total in NFL history. He was elected to the Hall of Fame in his first year of eligibility. In 1990, he also was voted as a wide receiver on the Dolphins' Silver Anniversary all-time team, and on November 19, 1990, he was enshrined on the Dolphin Honor Roll at Sun Life Stadium.

PAUL WARFIELD'S CAREER STATISTICS

YEAR	TEAM	G-S	NO.	YDS.	AVG.	LG	TD
1964	Cleveland	14-NA	52	920	17.7	62t	9
1965	Cleveland	1-NA	3	30	10.0	13	0
1966	Cleveland	14-NA	36	741	20.6	51	5
1967	Cleveland	14-NA	32	702	21.9	49t	8
1968	Cleveland	14-NA	50	1067	21.3	65t	12
1969	Cleveland	11-NA	42	886	21.1	82t	10
1970	Miami	14-14	28	703	25.1	54	6
1971	Miami	12-11	43	996	23.2	86t	11
1972	Miami	14-14	29	606	20.9	47	3
1973	Miami	14-14	29	514	17.7	45	11
1974	Miami	14-14	27	536	19.9	54	2
1975	Memphis*	10-NA	25	422	16.9	44t	3
1976	Cleveland	14-14	38	613	16.1	37t	6
1977	Cleveland	14-9	18	251	13.9	52t	2
MIAMI TOTALS		68-67	156	3355	21.5	86t	33
CLEVELAND TOTALS		96-NA	271	5210	19.2	82t	52
NFL TOTALS		164-NA	427	8565	20.1	86t	85
MIAMI PLAYOFFS		11-11	34	717	21.1	75t	4
CLEVELAND PLAYOFFS		7-7	24	404	16.8	56	1
PLAYOFF TOTALS		18-18	58	1121	19.3	75t	5

*stats with WFL Memphis not included in career totals

OTHER DOLPHINS HALL OF FAMERS



THURMAN THOMAS

RUNNING BACK

NFL CAREER: 1988-2000

YEAR INDUCTED: 2007

DOLPHINS: 2000

A second-round draft choice of Buffalo in 1988, Thurman Thomas went on to enjoy a stellar 13-year NFL career (1988-2000), the first 12 with the Bills. He was a critical component that catapulted Buffalo to an unprecedented four straight Super Bowl appearances, following the 1990-93 seasons.


Thomas concluded his career as a Dolphin after signing with the team as a free agent on March 7, 2000. He played in nine games that season and rushed for 136 yards on 28 carries and caught 16 passes for 117 yards

and a TD. He sustained a career-ending knee injury in a game at San Diego on November 12, 2000.

Thomas' career regular season statistics include 12,074 rushing yards and 65 touchdowns on 2,877 attempts, and 472 receptions for 4,458 yards and 23 touchdowns. His rushing total currently ranks 14th in NFL annals while his 16,532 total yards from scrimmage are eighth-most and seventh among running backs. He was named to the NFL's All-Decade Team of the 1990s, was selected as a first- or second-team All-Pro five times and was voted to the Pro Bowl five straight years. His election into the Pro Football Hall of Fame was announced on February 2, 2007 in Miami.

A native of Houston, Texas, Thomas played collegiately at Oklahoma State.

DOLPHINS RETIRED JERSEYS



BOB GRIESE

#12

Bob Griese's No. 12 jersey became the first Dolphin number to be retired, on May 6, 1982, in ceremonies at the Dolphins' annual awards banquet.

No other player in the history of the Dolphins, either before or after Griese, wore No. 12 in regular season play.

Griese was further recognized when he was elected to the Pro Football Hall of Fame in 1990.

For a full bio of Griese, please see the Hall of Fame section of the media guide.



DAN MARINO

#13

Dan Marino's No. 13 jersey became the second Dolphin uniform number to be retired, on Sunday, September 17, 2000, at halftime of the Dolphins-Baltimore Ravens game at Sun Life Stadium. He was also inducted into the Dolphin Honor Roll on that date. Marino was further honored when he was elected to the Pro Football Hall of Fame in 2005.

The only other Dolphin player to wear No. 13 was safety Jake Scott, who wore that number from 1970 through 1975.

For a full bio of Marino, please see the Hall of Fame section of the media guide.



LARRY CSONKA

#39

Larry Csonka's jersey No. 39 became the third number in club history to be retired, during halftime ceremonies of the Dolphins' game against the Chicago Bears at Sun Life Stadium on December 9, 2002.

No player other than Csonka ever wore No. 39 in regular season play. Csonka wore that number in his eight years with the Dolphins, from 1968 through 1974 and again in 1979.

Csonka also was honored when he was elected to the Pro Football Hall of Fame in 1987.

For a full bio of Csonka, please see the Hall of Fame section of the media guide.

ALL-TIME ROSTER

(1966-09 - Players must participate in at least one regular-season game to qualify)

HEAD COACHES

Bates, Jim	Tennessee	2004
Cameron, Cam	Indiana	2007
Johnson, Jimmy	Arkansas	1996-99
Saban, Nick	Kent State	2005-06
Shula, Don	John Carroll	1970-95
Sparano, Tony	New Haven	2008-09
Wannstedt, Dave	Pittsburgh	2000-04
Wilson, George	Northwestern	1966-69

ASSISTANT COACHES

Armstrong, Keith	Temple	Special Teams	2001-07
Arnsparger, Bill	Miami (Ohio)	Defense, Linebackers	1970-72
		Ass't Head Coach/Defense	1973, 1976-83
Baggett, Charlie	Michigan State	Ass't Head Coach/Offense/WRs	2005-06
Bates, Jim	Tennessee	Defensive Coordinator	2000-04
Beightol, Larry	Catawba	Ass't Head Coach/Offensive Line	1996-97
		Offensive Line	1998
		Defensive Line	1966-69
Bingaman, Les	Illinois	Kicking	1997-02
Blevins, Doug	E. Tennessee State	Kicking	1997-02
Bonamego, John	Central Michigan	Special Teams Coordinator	2008-09
Boudreau, Paul	Boston College	Offensive Line	1999-00
Bowles, Todd	Temple	Ass't Head Coach/Secondary	2008-09
Brooks, Clarence	Massachusetts	Defensive Line	2000-04
Brown, Kippy	Memphis	Running Backs	1996-97
		Offensive Coordinator	1998-99
Bush, Steve	S. Connecticut State	Offensive Quality Control	2008-09
Capers, Dom	Mount Union	Special Ass't to the Head Coach	2006
		Defensive Coordinator	2007
Clark, Monte	Southern California	Offensive Line	1970-73
		Offense	1974
		Offense/Offensive Line, Run Offense	1975
		Offensive Line	1995
Coley, James	Florida State	Offensive Assistant	2005
		Offensive Quality Control	2006
Collier, Joel	Northern Colorado	Staff Assistant	1994
		Defensive Staff Assistant	1995-97
		Running Backs	1998-04
Corrao, David	Arizona	Defensive Quality Control	2008-09
Costello, Vince	Ohio University	Defense	1974
Craig, Dameyune	Auburn	Special Teams Assistant	2005
Crosby, Steve	Fort Hays State	Special Teams	1979-82
Davis, Bo	Louisiana State	Assistant Strength and Conditioning/ Assist with the Defensive Line	2006
Davis, Tim	Utah	Assistant Offensive Line	2005-07
DeGuglielmo, Dave	Boston University	Offensive Line	2009
DeLeone, George	Connecticut	Tight Ends	2008-09
Dellenbach, Jeff	Wisconsin	Fellowship Coach-Offense/Special Teams	2004
Doll, Don	Southern California	Linebackers, Pass Defense	1975-76
Dooley, Derek	Virginia	Tight Ends	2005-06
Dorrell, Karl	UCLA	Wide Receivers	2008-09
Dumas, Michael	Indiana	Defensive Secondary Coaches Ass't	2007
Edwards, George	Duke	Linebackers	2005-07
		Inside Linebackers	2008-09
		Quarterbacks, Receivers	1981-82
English, Wally	Louisville	Ass't Strength and Conditioning	2004-05
Fears, Eric	Virginia	Offensive Coordinator	2004
Foerster, Chris	Colorado State	Offensive Coordinator	2004
Ford, Robert	Houston	Wide Receivers	1998-03
Galley, Chan	Florida	Offensive Coordinator	2000-01
Gamble, John	Hampton Institute	Strength	1994-95
		Strength and Conditioning	1996-05
		Director of Player Development/ Special Ass't to the Head Coach	2006

Garrett, Jason	Princeton	Quarterbacks	2005-06
Garrett, Judd	Princeton	Offensive Assistant	2000
		Offensive Quality Control	2001-02, 05
		Offensive Quality Control/QBs	2003
		Offensive Quality Control/WRs	2004
Godette, Cary	East Carolina	Defensive Line	1996-99
Greene, Joe	North Texas State	Defensive Line	1992-95
Hefferle, Ernie	Duquesne	Offensive Line	1966-69
Henning, Dan	William & Mary	Quarterbacks, Receivers	1979-80
		Offensive Coordinator	2008-09
Hill, Bert	Auburn-Montgomery	Assoc. Strength and Conditioning	2005
		Strength and Conditioning	2006
Hill, George	Denison	Linebackers	1989-95
		Defensive Coord./Linebackers	1996-99
Hoffman, Steve	Dickinson	Assistant Special Teams	2007
		Kicking	2008
Houck, Hudson	Southern California	Offensive Line	2005-07
Idzik, John	Maryland	Offensive Backs	1966-69
Jackson, Bobby	Samford	Running Backs	2007
Jones, Pat	Arkansas	Tight Ends	1996-03
Jones, Travis	Georgia	Assistant Defensive Line	2005
		Outside Linebackers	2006
		Defensive Line (Ends)	2007
Keane, Tom	West Virginia	Defensive Backs	1966-75
		Defensive Backs, Punting	1976-84
		Special Teams	1985
		Offensive Staff Assistant	1997
Koenning, Les	Texas	Quarterbacks	2008-09
Lee, David	Vanderbilt	Defensive Nickel Package	1996-04
Lewis, Bill	East Stroudsburg	Offensive Coordinator	2005
Linehan, Scott	Idaho	Strength and Conditioning	2008-09
Marcus, Evan	Ithaca	Offensive Quality Control	2007
Marshall, Marvin	South Carolina State	Offensive Line	2008
Maser, Mike	Buffalo	Special Teams	1983
Matheson, Bob	Duke	Special Teams, Linebackers	1984
		Linebackers	1985-86
Maxie, Brett	Texas Southern	Secondary (Safeties)	2007
McGeorge, Rich	Elon	Ass't Offensive Line, Tight Ends	1993-95
		Assistant Offensive Line	1996-99
McPeak, Bill	Pittsburgh	Offense	1973-74
Mularkey, Mike	Florida	Offensive Coordinator	2006
		Tight Ends	2007
Muschamp, Will	Georgia	Assistant Head Coach/Defense	2005
Nathan, Tony	Alabama	Coaches' Assistant	1989-92
		Offensive Backs	1993-95
Nunn, Robert	Oklahoma State	Ass't Defensive Line/Def. Ass't	2000
		Ass't Def. Line/Def. Qual. Control	2001-02
Ohrt, Brad	Appalachian State	Ass't Strength and Conditioning	2007
Olivadotti, Tom	Upsala	Defense	1987-95
Parmalee, Bernie	Ball State	Assistant Special Teams	2002
		Ass't Special Teams/Off. Ass't	2003
		Tight Ends	2004
Pasqualoni, Paul	Penn State	Defensive Coordinator	2008-09
Pelligrini, Bob	Maryland	Linebackers	1966-67
Phillips, Mel	North Carolina A&T	Defensive Backs	1985-95
		Secondary	1996-06
		Secondary (Cornerbacks)	2007
Pires, Glenn	Springfield College	Assistant Defensive Line	2003-04
		Defensive Quality Control	2005-06
		Assistant Linebackers	2007
Puloka, Dave	Holy Cross	Ass't Strength and Conditioning	2008-09
Quinn, Dan	Salisbury	Defensive Line	2005-06
Reid, Jim	Maine	Outside Linebackers	2008-09
Reynolds, Diron	Wake Forest	Defensive Line (Tackles)	2007
Rizzi, Darren	Rhode Island	Ass't Special Teams	2009
Robiskie, Terry	Louisiana State	Wide Receivers	2007
Rodgers, Kacy	Tennessee	Defensive Line	2008-09
Roll, Brad	Stephen F. Austin	Ass't Strength and Conditioning	1996-03
Sanders, Bob	Davidson	Linebackers	2001-04

Sandusky, John	Villanova	Offensive Line, Running Game	1976-81
		Offensive Line	1982-88
		Ass't Head Coach/Offensive Line	1989-94
Saxon, James	San Jose State	Running Backs	2008-09
Scarry, Mike	Waynesburg	Defensive Line	1970-74
		Defensive Line, Run Defense	1975-85
Schiotz, Matt	Wisconsin-La Crosse	Strength and Conditioning	2007
Schnelker, Bob	Bowling Green	Receivers	1974
Schnellenberger, Howard	Kentucky	Offense, Receivers	1970-72
		Offense, Receivers, Passing Game	1975-78
Seiple, Larry	Kentucky	Wide Receivers	1988-97
		Quarterbacks	1998-99
Sekanovich, Dan	Tennessee	Defensive Line	1986-91
Shannon, Randy	Miami (Fla.)	Defensive Staff Assistant	1998-99
		Linebackers	2000
Shea, Terry	Oregon	Quarterbacks	2007
Shula, David	Dartmouth	Receivers	1982-84
		Receivers, Quarterbacks	1985
		Ass't Head Coach/Rec., QBs	1986-87
		Ass't Head Coach/QBs, Pass Game	1988
Shula, Mike	Alabama	Coaches' Assistant	1991-92
		Quarterbacks	2000-02
Smart, Kirby	Georgia	Safeties	2006
Smith, Richard	Fresno State	Defensive Coordinator	2005
Stephenson, Dwight	Alabama	Assistant Offensive Line	1992
Stevens, Gary	John Carroll	Quarterbacks, Pass Offense	1989-91
		Offense, Quarterbacks	1992-95
		Offensive Coordinator	1996-97
Studley, Chuck	Illinois	Defense	1984-86
		Linebackers	1987-88
Sullivan, Jerry	Delta State	Wide Receivers	2004
Taseff, Carl	John Carroll	Offensive Backs	1970-74
		Offensive Backs, Kickers	1975
		Offensive Backs, Special Teams	1976-82
		Offensive Backs	1983-92
		Staff Assistant	1993
Trestman, Marc	Minnesota	Ass't Head Coach/Quarterbacks	2004
Turner, Norv	Oregon	Asst. Head Coach/Off. Coord.	2002-03
Wade, Junior	South Carolina State	Strength and Flexibility	1983-84
		Strength and Conditioning	1985-93
		Conditioning	1994-95
Walker, Chad	Louisiana State	Defensive Quality Control	2007
Walston, Bobby	Georgia	Receivers, Kicking	1966-67
Wannstedt, Dave	Pittsburgh	Assistant Head Coach	1999
Westhoff, Mike	Wichita State	Special Teams, Tight Ends	1986-88
		Special Teams, Ass't Off. Line	1989
		Special Teams	1990-00
Williams, Bobby	Purdue	Running Backs	2005-06
Wise, Tony	Ithaca	Offensive Line	2001-04

PLAYERS

- A -

NAME	POS.	SCHOOL	UNIFORM NUMBER	YEARS
Abdul-Jabbar, Karim	RB	UCLA	33	1996-99
Adams, Keith	LB	Clemson	57	2006
Adams, Stefon	S	East Carolina	47	1990
Ahanotu, Chidi	DE	California	75	2004
Ahrens, Dave	LB	Wisconsin	50	1989
Alabi, Anthony	T	TCU	79	2005-07
Albright, Ethan	T	North Carolina	71	1995
Alexander, Bruce	CB	Stephen F. Austin	32	1992-93
Alexander, John	DE	Rutgers	76	1977-78
Alleman, Andy	G	Akron	57	2008
Allen, Jason	S/CB	Tennessee	32	2006-09
Allen, Jeff	CB	California-Davis	43	1980
Allen, Will	CB	Syracuse	25	2006-09
Anderson, Bennie	G	Tennessee St.	63	2006
Anderson, Charlie	LB	Mississippi	56	2008-09

Anderson, Dick	S	Colorado	40	1968-77
Anderson, Dunstan	DE	Tulsa	71	1997
Anderson, Terry	WR	Bethune-Cookman	85	1977-78
Andrew, Troy	C/G	Duke	65	2001-02
Andrews, John	DE	Morgan State	70	1975-76
Armstrong, Antonio	LB	Texas A&M	58	1995
Armstrong, Trace	DE	Florida	93	1995-00
Arnold, Jim	P	Vanderbilt	6	1994
Atkins, Gene	S	Florida A&M	28	1994-96
Auer, Joe	RB	Georgia Tech	32	1966-67
Avery, John	RB	Mississippi	20	1998-99
Ayanbadejo, Brendon	LB	UCLA	50	2003-04
Ayanbadejo, Obafemi	FB	San Diego State	30	2003
Ayodele, Akin	LB	Purdue	51	2008-09

- B -

Babb, Charlie	S	Memphis State	49	1972-79
Bachman, Ted	CB	New Mexico State	47	1976
Bailey, Clarence	FB	Hampton Institute	38	1987
Bailey, Elmer	WR	Minnesota	88	1980-81
Bailey, Robert	CB	Miami (Fla.)	23	1996
Baker, Mel	WR	Texas Southern	82	1974
Baker, Robert	WR	Auburn	16, 83	1999, 2002
Baker, Ryan	DE	Purdue	90	2009
Ball, Larry	LB	Louisville	51, 52	1972-74, 1977-78
Banks, Fred	WR	Liberty	86	1987-93
Bannon, Bruce	LB	Penn State	58	1973-74
Barber, Kantroy	FB	West Virginia	48	1999
Barber, Rudy	LB	Bethune-Cookman	72	1968
Barisich, Carl	DT	Princeton	78	1977-80
Barnes, Darian	FB	Hampton	36	2005-06
Barnes, Rodrigo	LB	Rice	51	1975
Barnett, Bill	DT	Nebraska	70	1980-85
Barnett, Fred	WR	Arkansas State	80	1996-97
Bartholomew, Brent	P	Ohio State	6	1999
Baty, Greg	TE	Stanford	84	1990-94
Baumann, Charlie	K	West Virginia	7	1991
Baumhower, Bob	DT	Alabama	73	1977-86
Bealles, Bill	T	Northern Iowa	65	1987
Beaudoin, Doug	S	Minnesota	44	1980
Beavers, Aubrey	LB	Oklahoma	53	1994-95
Beck, John	QB	Brigham Young	9	2007-08
Beecher, Willie	K	Utah State	2	1987-88
Beier, Tom	S	Miami (Fla.)	47	1967, 1969
Bell, Jeremiah	S	Eastern Kentucky	37	2004-09
Bellamy, Ronald	WR	Michigan	15	2004
Benjamin, Guy	QB	Stanford	7	1978-79
Bennett, Charles	DE	Southwestern Louisiana	93	1987
Bennett, Woody	FB	Miami (Fla.)	34	1980-88
Benson, Charles	DE	Baylor	78	1983-84
Berger, Joe	G/C	Michigan Tech	65, 67	2005-06, 2009
Berger, Ron	DE	Wayne State	76	1973
Bess, Davone	WR	Hawaii	15	2008-09
Bessilleu, Don	S	Georgia Tech	46	1979-81
Betters, Doug	DE	Nevada-Reno	75	1978-87
Bishop, Richard	DE	Louisville	72	1982
Blackwood, Glenn	S	Texas	47	1979-87
Blackwood, Lyle	S	Texas Christian	42	1981-86
Bock, John	G	Indiana State	60	1996-00
Bokamper, Kim	LB/DE	San Jose State	58	1977-85
Bolcar, Ned	LB	Notre Dame	53	1991-92
Booker, Lorenzo	RB	Florida State	20	2007
Booker, Marty	WR	Louisiana-Monroe	86	2004-07
Bosa, John	DE	Boston College	97	1987-89
Bosarge, Wade	S	Tulsa	48	1977
Boston, David	WR	Ohio State	80	2004-05
Boutwell, Tom	QB	Southern Mississippi	16	1969
Bowens, David	DE	Western Illinois	96	2001-06
Bowens, Tim	DT	Mississippi	95	1994-04
Bowser, Charles	LB	Duke	56	1982-85

Boyer, Brant	LB	Arizona	52	1994
Boynton, John	T	Tennessee	71	1969
Braggs, Stephen	CB/S	Texas	36	1992-93
Bramlett, John	LB	Memphis State	57	1967-68
Branch, Mel	DE	Louisiana State	85	1966-68
Braxton, Jim	FB	West Virginia	34	1978
Braxton, Tyrone	S	North Dakota State	34	1994
Brigance, O.J.	LB	Rice	58, 57	1996-99
Brightful, Lamont	CB	Eastern Washington	45	2004
Briscoe, Marlin	WR	Omaha	86	1972-74
Bromell, Lorenzo	DE	Clemson	91	1998-01
Brophy, Jay	LB	Miami (Fla.)	53	1984-86
Brown, Andre	WR	Miami (Fla.)	82	1989-90
Brown, Bud	S	Southern Mississippi	43	1984-88
Brown, Dean	S	Fort Valley State	44	1970
Brown, Donald	CB	Maryland	32	1986
Brown, J.B.	CB	Maryland	37	1989-96
Brown, James	T	Virginia State	76	1996-99
Brown, Mark	LB	Purdue	51	1983-88
Brown, Ronnie	RB	Auburn	23	2005-09
Brown, Tom	FB	Pittsburgh	36	1987-89
Brownlee, Claude	DE	Benedict College	79	1967
Brudzinski, Bob	LB	Ohio State	59	1981-89
Bruggers, Bob	LB	Minnesota	56, 54	1966-68
Bryan, Courtney	S	New Mexico State	47	2007-08
Bryant, Anthony	DT	Alabama	62	2007
Bryant, Matt	K	Baylor	5	2004
Bua, Tony	LB	Arkansas	51	2004
Buckey, Jeff	G/T	Stanford	77	1996-98
Buckley, Terrell	CB	Florida State	27	1995-99, 2003
Bulaich, Norm	FB	Texas Christian	31	1975-79
Bullough, Chuck	LB	Michigan State	54	1993-94
Buoniconti, Nick	LB	Notre Dame	85	1969-76
Burgess, Fernanza	WR	Morris Brown	82	1984
Burgess, Marvell	S	Henderson State	49	1987
Burnett, Rob	DE	Syracuse	90	2002-03
Burton, Shane	DE	Tennessee	75	1996-98
Byars, Keith	FB	Ohio State	41	1993-96

- C -

Camarillo, Greg	WR	Stanford	83	2007-09
Canale, Whit	DE	Tennessee	72	1966
Carey, Vernon	T	Miami (Fla.)	72	2004-09
Carlton, Darryl	T	Tampa	71	1975-76
Carolan, Brett	TE	Washington State	84, 86	1996
Carpenter, Dan	K	Montana	5	2008-09
Carpenter, Preston	TE	Arkansas	36	1966
Carter, Cris	WR	Ohio State	88	2002
Carter, Joe	RB	Alabama	23	1984-86
Carter, Kevin	DE	Florida	93	2005-06
Casares, Rick	RB	Florida	35	1966
Caterbone, Mike	WR	Franklin and Marshall	81	1987
Cefalo, Jimmy	WR	Penn State	81	1978-84
Cesare, Billy	S	Miami (Fla.)	33	1980
Chalenski, Mike	DE	UCLA	70	1997
Chambers, Chris	WR	Wisconsin	84	2001-07
Chambers, Rusty	LB	Tulane	60, 51	1976-80
Charles, Mike	DT	Syracuse	71	1983-86
Chatman, Jesse	RB	Eastern Washington	22, 28	2005, 2007
Chavez, Laz	LB	Iona	92	1987
Chavis, Eddie	WR	Montclair State	85	1987
Cheek, Louis	T	Texas A&M	77	1988-89
Chesley, John	TE	Oklahoma State	86	1984
Chesser, George	RB	Delta State	28, 31	1966-67
Chester, Larry	DT	Temple	64	2002-04
Clancy, Jack	WR	Michigan	24	1967-69
Clancy, Sean	LB	Amherst	57	1978
Clark, Desmond	TE	Wake Forest	88, 85	2002
Clark, Gary	WR	James Madison	84	1995
Clark, Greg	LB	Arizona State	51	1989
Clark, Robert	WR	North Carolina Central	81	1992

Clark, Steve	G	Utah	76	1982-85
Clayton, Mark	WR	Louisville	83	1983-92
Clemons, Chris	S	Clemson	30	2009
Cleveland, Greg	T	Florida	61	1987
Cline, Jackie	DT	Alabama	98	1987-89
Cobbs, Patrick	RB	North Texas	38	2006-09
Cole, Terry	RB	Indiana	31	1971
Coleman, Marco	DE	Georgia Tech	90	1992-95
Collins, Cecil	RB	McNeese State	34	1999
Collins, Roosevelt	LB	Texas Christian	52	1992
Collins, Tony	RB	East Carolina	34	1990
Colzie, Neal	S	Ohio State	20	1979
Condren, Brannon	S	Troy	28	2008
Conlin, Chris	G/C	Penn State	67	1987
Cooke, Ed	DE	Maryland	80	1966-67
Cooper, Louis	LB	Western Carolina	50	1991
Copeland, Horace	WR	Miami (Fla.)	80	1998
Cornelius, Charles	CB	Bethune-Cookman	44	1977-78
Cornish, Frank	DT	Grambling	71	1970-71
Cousin, Terry	CB	South Carolina	21	2001
Cowan, Larry	RB	Jackson State	43	1982
Cox, Arthur	TE	Texas Southern	88	1991
Cox, Bryan	LB	Western Illinois	51	1991-95
Cox, Jim	TE	Miami (Fla.)	83	1968
Cramer, Casey	FB	Dartmouth	30	2008
Craver, Aaron	RB	Fresno State	34, 32, 44	1991-94
Crawford, Mike	LB	Nevada	56	1997-98
Cribbs, Joe	RB	Auburn	20	1988
Crocker, Chris	S	Marshall	20	2008
Cronin, Bill	TE	Boston College	90	1966
Cross, Jeff	DE	Missouri	91	1988-95
Crowder, Channing	LB	Florida	52	2005-09
Crowder, Randy	DT	Penn State	74	1974-76
Crusan, Doug	T	Indiana	77	1968-74
Csonka, Larry	FB	Syracuse	39	1968-74, 1979
Culpepper, Daunte	QB	Central Florida	8	2006
Culver, Tyrone	S	Fresno State	29	2008-09
Current, Mike	T	Ohio State	79, 71	1967, 1977-79

- D -

Daniels, Travis	CB	Louisiana State	21, 29	2005-07
Dar Dar, Kirby	WR	Syracuse	15, 87, 89	1995-98
Darius, Donovan	S	Syracuse	40	2007
Darnall, Bill	WR	North Carolina	42	1968-69
Davenport, Ron	FB	Louisville	30	1985-89
Davis, Gary	RB	Cal Poly-SLO	27	1976-79
Davis, Ted	LB	Georgia Tech	54	1970
Davis, Vontae	CB	Illinois	21	2009
DeBerg, Steve	QB	San Jose State	17	1993
DeMarco, Bob	C	Dayton	61	1970-71
Del Gaizo, Jim	QB	Tampa	11	1972, 1975
Dellenbach, Jeff	T/C	Wisconsin	65	1985-94
Den Herder, Vern	DE	Central College (Iowa)	86, 83	1971-82
Dennard, Mark	C	Texas A&M	63	1978-83
Dennery, Mike	LB	Southern Mississippi	52	1976
Denney, John	LS	Brigham Young	97, 92	2005-09
Dennis, Mark	T	Illinois	74	1987-93
Denson, Autry	RB	Notre Dame	21	1999-00
Diamond, Lorenzo	TE	Auburn	87	2005
Diana, Rich	RB	Yale	33	1982
Dixon, Cal	C	Florida	63	1996
Dixon, Mark	G/T	Virginia	63	1998-03
Donnalley, Kevin	G	North Carolina	65	1998-00
Dornbrook, Thom	G	Kentucky	61	1980
Dotson, Al	DT	Grambling	79	1966
Dotson, Dewayne	LB/FB	Mississippi	59, 49	1994-95, 1997
Dotson, Lionel	DE	Arizona	71	2008-09
Douglas, Leland	WR	Baylor	89	1987
Doxzon, Todd	WR/QB	Iowa State	17	1998

Drayton, Troy	TE	Penn State	84	1996-99
Drougas, Tom	T	Oregon	78	1975-76
Duhe, A.J.	LB/DE	Louisiana State	77	1977-84
Dunaway, Jim	DT	Mississippi	78	1972
Duper, Mark	WR	Northwestern State (La.)	85	1982-92
Dvorak, Rick	DE	Wichita State	75	1977
Dyer, Deon	FB	North Carolina	33	2000-02

- E -

Easlick, Doug	FB	Virginia Tech	42	2004
Edmunds, Ferrell	TE	Maryland	80	1988-92
Edmunds, Randall	LB	Georgia Tech	55	1968-69
Edwards, Antuan	S	Clemson	21	2004
Edwards, Robert	RB	Georgia	47	2002
Elia, Bruce	LB	Ohio State	50	1975
Ellis, Craig	RB	San Diego State	33	1986
Ellis, Ken	CB	Southern	48	1976
Emanuel, Bert	WR	Rice	87	2000
Emanuel, Frank	LB	Tennessee	50	1966-69
Emtman, Steve	DT	Washington	94	1995-96
Ephraim, Alonzo	C/G	Alabama	63	2005
Erickson, Craig	QB	Miami (Fla.)	7	1996-98
Erlandson, Tom	LB	Washington State	53	1966-67
Evans, Frederick	DT	Texas State	62	2006
Evans, Heath	FB	Auburn	44	2005
Evans, Norm	T	Texas Christian	73	1966-75

- F -

Faola, Nuu	FB	Hawaii	34	1989
Faison, Earl	DE	Indiana	84	1966
Farley, Dale	LB	West Virginia	58	1971
Farmer, George	WR	Southern	86	1987
Fasano, Anthony	TE	Notre Dame	80	2008-09
Faulkner, Jeff	DE	Southern	75	1990
Feeley, A.J.	QB	Oregon	7	2004-05
Feely, Jay	K	Michigan	3	2007
Feldman, Todd	WR	Kent State	82	1987
Ferguson, Jason	DT	Georgia	95	2008-09
Fernandez, Manny	DE	Utah	75	1968-75
Fiedler, Jay	QB	Dartmouth	9	2000-04
Fields, Brandon	P	Michigan State	4, 2	2007-09
Fifita, Steve	DT	Utah	60	2007
Fleming, Marv	TE	Utah	80	1970-74
Flemons, Ronald	DE	Texas A&M	79	2004
Fletcher, Jamar	CB	Wisconsin	24, 21	2001-03
Folau, Spencer	T	Idaho	60	2001
Foley, Tim	CB/S	Purdue	25	1970-80
Folsom, J.D.	LB	Weber State	59	2009
Fonoti, Toniu	G	Nebraska	71	2006
Forsy, Brock	RB	Boise State	43	2004
Foster, Jerome	DT	Ohio State	78	1986
Foster, Roy	G	Southern California	61	1982-90
Fowler, Charlie	G	Houston	71	1967-68
Fowlkes, Dennis	LB	West Virginia	52	1987
Fox, Dion	LB	James Madison	57	1994-95
Franklin, Andra	FB	Nebraska	37	1981-84
Franklin, Tony	K	Texas A&M	1	1988
Freeman, Arturo	S	South Carolina	27, 20	2000-04
Frerotte, Gus	QB	Tulsa	11	2005
Fryar, Irving	WR	Nebraska	80	1993-95
Frye, Brandon	T	Virginia Tech	76	2008
Frye, David	LB	Purdue	53	1986-89
Fultz, Mike	DT	Nebraska	76, 72	1981
Funchess, Tom	T	Jackson State	70	1974
Furjanic, Tony	LB	Notre Dame	58	1988

- G -

Gado, Samkon	RB	Liberty	27	2007
Gadsden, Oronde	WR	Winston-Salem State	86	1998-03

Gaines, Chris	LB	Vanderbilt	58	1988
Gaines, William	DT	Florida	93	1994
Galbreath, Harry	G	Tennessee	62	1988-92
Galyon, Scott	LB	Tennessee	58	2000-02
Gamble, Trent	S	Wyoming	42	2000-03
Gardener, Daryl	DT	Baylor	92	1996-01
Gardner, Andrew	T	Georgia Tech	63	2009
Gardner, Donnie	DE	Kentucky	79	1991
Garner, Nate	G	Arkansas	75	2009
Gary, Cleveland	RB	Miami (Fla.)	32	1994
Gbaja-Biamila, Akbar	DE	San Diego State	93	2007
Giaquinto, Nick	RB	Connecticut	35	1980-81
Gibson, Ernest	CB	Furman	42	1989
Giesler, Jon	T	Michigan	79	1979-88
Gilchrist, Cookie	RB	None	2	1966
Gilmore, Bryan	WR	Midwestern State	82	2004-05
Gilmore, Jim	G	Ohio State	66	1987
Ginn, Hubert	RB	Florida A&M	32, 33	1970-75
Ginn, Ted Jr.	WR	Ohio State	19	2007-09
Glenn, Jason	LB	Texas A&M	51	2005
Glenn, Kerry	CB	Minnesota	35	1990-92
Goar, Guy	C	Colorado State	67	1987
Gogan, Kevin	G	Washington	66	1999
Golic, Mike	DT	Notre Dame	96	1993
Goode, Irv	C/G	Kentucky	55	1973-74
Goode, Kerry	RB	Alabama	22	1989
Goode, Tom	C	Mississippi State	58	1966-69
Goodman, André	CB	South Carolina	29, 21	2006-08
Goodwin, Hunter	TE	Texas A&M	83	1999-01
Gordon, Lamar	RB	North Dakota State	30	2004
Gordon, Larry	LB	Arizona State	50	1976-82
Gore, Stacy	P	Arkansas State	3	1987
Grady, Garry	S	Eastern Michigan	29	1969
Graf, Rick	LB	Wisconsin	58, 99	1987-90
Gramatica, Bill	K	South Florida	11	2004
Grant, African	S	Illinois	41	1990
Grant, Ernest	DT	Arkansas Pine-Bluff	97	2000-01
Grau, Jeff	LS	UCLA	47	2003
Gray, Chris	G	Auburn	62	1993-96
Green, Chris	CB/S	Illinois	42	1991-94
Green, Cleveland	T	Southern	61, 74	1979-86
Green, Eric	TE	Liberty	86	1995
Green, Hugh	LB	Pittsburgh	55	1985-91
Green, Ray	S	South Carolina	40	2001-02
Green, Trent	QB	Indiana	10	2007
Green, Yatil	WR	Miami (Fla.)	87	1997-99
Greene, Andrew	G	Indiana	68	1995
Greenwood, Morlon	LB	Syracuse	52	2001-04
Gregory, Damian	DT	Illinois State	75, 98	2000-01
Griese, Bob	QB	Purdue	12	1967-80
Griese, Brian	QB	Michigan	14	2003
Griggs, David	LB/DE	Virginia	92	1989-93
Grigsby, Boomer	FB	Illinois State	46	2008
Grimsley, John	LB	Kentucky	59	1991-93
Groth, Jeff	WR	Bowling Green	85	1979
Grove, Jake	C	Virginia Tech	64	2009
Gruber, Bob	T	Pittsburgh	71	1987

- H -

Hadnot, Rex	C/G	Houston	66	2004-07
Hagan, Derek	WR	Arizona State	82	2006-08
Haley, Jermaine	DT	Butte College	94	2000-02
Halterman, Aaron	TE	Indiana	80	2007-08
Hamilton, Michael	LB	North Carolina A&T	50	2000
Hammond, Kim	QB	Florida State	15	1968
Hampton, Lorenzo	RB	Florida	27	1985-89
Hand, Norman	DT	Mississippi	96, 98	1995-96
Harden, Bobby	S	Miami (Fla.)	45	1990-93
Hardy, Bruce	TE	Arizona State	84	1978-89
Harper, Jack	RB	Florida	29	1967-68

Harrington, Joey	QB	Oregon	3	2006
Harris, Anthony	LB	Auburn	51	1996-99
Harris, Corey	S	Vanderbilt	25	1997
Harris, Duriel	WR	New Mexico State	26, 82	1976-83, 1985
Harris, Leroy	FB	Arkansas State	38	1977-78
Harris, Tuff	S	Montana	35	2007
Harrison, Lloyd	CB	North Carolina State	20	2002
Hartline, Andrew	G	Central Michigan	60	2009
Hartline, Brian	WR	Ohio State	82	2009
Hatcher, Dale	P	Clemson	7	1993
Hawthorne, Ed	NT	Minnesota	74	1995
Hayes, Jeff	P	North Carolina	5	1987
Haynes, Abner	RB	North Texas State	28	1967
Haynos, Joey	TE	Maryland	81	2008-09
Heath, Clayton	RB	Wake Forest	35	1976
Heffner-Liddiard, Brody	TE	Colorado	48	2000
Heflin, Vince	WR	Central State (Ohio)	88	1982-85
Heinz, Bob	DT	Pacific	72	1969-77
Heller, Ron	T	Penn State	73	1993-95
Heller, Will	TE	Georgia Tech	85	2005
Hendel, Andy	LB	North Carolina State	90	1986
Hendricks, Tommy	LB	Michigan	51	2000-03
Henne, Chad	QB	Michigan	7	2008-09
Henry, Charles	TE	Miami (Fla.)	87	1991
Henry, Leonard	RB	East Carolina	26	2002-04
Hester, Ron	LB	Florida State	53	1982-84
Higgins, Jim	G	Xavier	65	1966
Higgs, Mark	RB	Kentucky	21	1990-94
Hill, Barry	S	Iowa State	44	1975-76
Hill, Eddie	RB	Memphis State	31	1981-84
Hill, Ike	WR	Catawba	81	1976
Hill, Nate	DE	Auburn	92	1988
Hill, Randal	WR	Miami (Fla.)	81, 89	1991, 1995-96
Hill, Ray	CB	Michigan State	28	1998-00
Hill, Renaldo	S	Michigan State	24	2006-08
Hill, Sean	CB/S	Montana State	31	1994-96
Hilliard, Lex	RB	Montana	26	2009
Hines, Jimmy	WR	Texas Southern	99	1969
Hobley, Liffort	S	Louisiana State	29	1987-93
Holliday, Vonnice	DT/DE	North Carolina	91	2005-08
Hollier, Dwight	LB	North Carolina	50	1992-99
Holmes, Alex	TE	Southern California	89	2005
Holmes, John	DE	Florida A&M	85	1966
Holmes, Mike	WR	Texas Southern	43	1976
Hooper, Trell	CB	Memphis State	45	1987
Hoover, Houston	G	Jackson State	64	1994
Hopkins, Jerry	LB	Texas A&M	51	1967-68
Howard, Reggie	CB	Memphis	25	2004-05
Howell, Mike	S	Grambling	44	1972
Howell, Steve	FB	Baylor	36	1979-81
Huard, Damon	QB	Washington	11	1997-00
Huddleston, Jim	G	Virginia	68	1987
Hudock, Mike	C	Miami (Fla.)	52	1966
Humphrey, Bobby	RB	Alabama	44	1992
Hunt, Jack	S	Louisiana State	43	2006
Hunter, Billy	RB	Syracuse	24	1966
Hunter, Jeff	DE	Albany (Ga.) State	97	1992-93
Hutton, Tom	P	Tennessee	4	1999

- I -

laquaniello, Mike	S	Michigan State	48	1991
Ingram, Mark	WR	Michigan State	82	1993-94
Irvin, Mark	S	Bethune-Cookman	46	1987
Irwin, Heath	G	Colorado	66	2000-01
Irwin, Tim	T	Tennessee	76	1994
Ismail, Qadry	WR	Syracuse	86	1997
Isom, Rickey	FB	North Carolina State	20	1987
Izzo, Larry	LB	Rice	53	1996-00

- J -

Jackson, Calvin	CB/S	Auburn	38	1994-99
Jackson, Eddie	CB	Arkansas	35, 20	2005-06
Jackson, Frank	WR	Southern Methodist	26	1966-67
Jackson, Keith	TE	Oklahoma	88	1992-94
Jackson, Tyoka	DE	Penn State	97	1994
Jackson, Vestee	CB	Washington	24	1991-93
Jacobs, Ray	DT	Howard Payne	84	1967-68
Jacobs, Tim	CB	Delaware	34	1996-97
Jacobson, Steve	DE	Abilene-Christian	72	1987
Jacox, Kendyl	G	Kansas State	64	2006
Jacquet, Nate	WR	San Diego State	19, 88	1998-99
James, Jen0	G	Auburn	78	2004-06
Jaquess, Pete	S	Eastern New Mexico	44	1966-67
Jarostchuk, Iliia	LB	New Hampshire	58	1988
Jaworski, Ron	QB	Youngstown State	17	1987-88
Jeffries, Greg	S	Virginia	25	1999-00
Jenkins, Al	T	Tulsa	58	1972
Jenkins, Corey	LB	South Carolina	57	2003-04
Jenkins, Ed	RB	Holy Cross	28	1972
Jensen, Jim	QB/WR/RB	Boston University	11	1981-92
Jerman, Greg	G/T	Baylor	60	2002-04
Joe, Billy	RB	Villanova	33	1966
Johnson, Al	C	Wisconsin	60	2008
Johnson, Albert	WR	Southern Methodist	16, 83	2001-02
Johnson, Curtis	CB	Toledo	45	1970-78
Johnson, Dan	TE	Iowa State	87	1983-87
Johnson, Demetrious	S	Missouri	23	1987
Johnson, Greg	G	Oklahoma	73	1988
Johnson, J.J.	RB	Mississippi State	32	1999-01
Johnson, Pat	S	Purdue	24	1995
Johnson, Pete	FB	Ohio State	46	1984
Jones, Aaron	DE	Eastern Kentucky	97	1996
Jones, Donnie	P	Louisiana State	5	2005-06
Jones, Nathan	CB	Rutgers	33	2008-09
Jones, Ray	CB	Southern	49	1971
Jones, Robert	LB	East Carolina	52	1998-00
Jones, Tebucky	S	Syracuse	24	2005
Jordan, Charles	WR	Long Beach City College	88	1996-98
Joswick, Bob	DE	Tulsa	80	1968-69
Judie, Ed	LB	Northern Arizona	91	1984
Judson, William	CB	South Carolina State	49	1981-89
Junior, E.J.	LB	Alabama	54	1989-91

- K -

Keating, Bill	DT	Michigan	72	1967
Kehoe, Scott	T	Illinois	71	1987
Kelly, Ben	CB	Colorado	35, 20	2000-01
Kershaw, William	LB	Maryland	58	2008-09
Keyes, Jimmy	LB/K	Mississippi	52	1968-69
Kidd, John	P	Northwestern	17	1994-97
Kiick, Jim	RB	Wyoming	21	1968-74
Kinchen, Brian	TE	Louisiana State	88	1988-90
Kindig, Howard	G/C	Cal State-Los Angeles	54	1972-73
King, Vick	RB	McNeese State	33	2004
Kirby, Terry	RB	Virginia	43, 42	1993-95
Kitts, Jim	FB	Ferrum College	48	1997-98
Klingbeill, Chuck	NT	Northern Michigan	99	1991-95
Knight, Sammy	S	USC	24	2003-04
Koch, Greg	T	Arkansas	68	1986-87
Kocourek, Dave	TE	Wisconsin	83	1966
Kolen, Mike	LB	Auburn	57	1970-77
Kolic, Larry	LB	Ohio State	94, 54	1986-88
Konecny, Mark	RB	Alma	41	1987
Konrad, Rob	FB	Syracuse	44	1999-04
Kopp, Jeff	LB	Southern California	52	1995
Kosar, Bernie	QB	Miami (Fla.)	19	1994-96
Kozlowski, Mike	S	Colorado	37, 40	1979-86

Krauss, Barry	LB	Alabama	58	1989
Kremser, Karl	K	Tennessee	15	1969-70
Kuechenberg, Bob	G	Notre Dame	67	1970-84
Kumerow, Eric	DE	Ohio State	90	1988-90

- L -

Laakso, Eric	T	Tulane	68	1978-84
Lamb, Mack	CB	Tennessee State	45	1967-68
Lambrecht, Mike	DT	St. Cloud State	69	1987-89
Land, Mel	LB	Michigan State	52	1979
Langer, Jim	C	South Dakota State	62	1970-79
Langford, Kendall	DE	Hampton	70	2008-09
Lankford, Paul	CB	Penn State	44	1982-91
Lawless, Burton	G	Florida	71	1981
Lee, Donald	TE	Mississippi State	85	2003-04
Lee, Larry	G/C	UCLA	63, 66	1985-86
Lee, Ronnie	T/TE	Baylor	86, 72	1979-82, 1984-89
Lee, Shawn	NT	North Alabama	98	1990-91
Lehan, Michael	CB	Minnesota	30, 22	2006-08
Leigh, Charles	RB	None	15, 36, 23	1971-74
LeJeune, Norman	S	Louisiana State	42	2005-06
Lekkerkerker, Cory	T	California-Davis	71	2007
Lemon, Cleo	QB	Arkansas State	17	2005-07
Lethridge, Zebbie	CB	Texas Tech	37	2001
Lewis, David	TE	California	87, 89	1987
Limbrick, Garrett	FB	Oklahoma State	32	1990
Little, George	DE	Iowa	99	1985-87
Little, Larry	G	Bethune Cookman	66	1969-80
Liwienski, Chris	G	Indiana	76	2007
Logan, Marc	FB	Kentucky	20	1989-91
London, Brandon	WR	Massachusetts	17	2008
Long, Jake	T	Michigan	77	2008-09
Lothridge, Billy	P	Georgia Tech	7	1972
Lowe, Omare	CB	Washington	24	2002
Lubischer, Steve	LB	Boston College	54	1987
Lucas, Ray	QB	Rutgers	6	2001-02
Lusk, Hendrick	TE	Utah	83	1998
Lusteg, Booth	K	Connecticut	5	1967

- M -

Mackey, Kyle	QB	East Texas State	15	1987
Madison, Sam	CB	Louisville	29	1997-05
Malone, Benny	RB	Arizona State	32	1974-78
Malone, Darrell	CB	Jacksonville State	47	1992-94
Mandich, Jim	TE	Michigan	88	1970-77
Manning, Brian	WR	Stanford	83	1997
Mare, Olindo	K	Syracuse	10	1997-06
Marino, Dan	QB	Pittsburgh	13	1983-99
Marion, Brock	S	Nevada	31	1998-03
Mark, Greg	LB	Miami (Fla.)	94	1990
Marrone, Doug	G/C	Syracuse	78	1987
Marshall, David	LB	Eastern Michigan	96	1987
Martin, David	TE	Tennessee	88	2007-08
Martin, Jamar	FB	Ohio State	32	2004
Martin, Tony	WR	Mesa (Colo.)	89	1989-93, 1999-00
Mass, Wayne	T	Clemson	78	1971
Massaquoi, Tim	TE	Michigan	89	2006
Matheson, Bob	LB	Duke	53	1971-79
Mathis, Evan	G	Alabama	73	2008
Matthews, Bo	FB	Colorado	33	1981
Matthews, Wes	WR	Northeastern State (Okla.)	23	1966
Mauck, Carl	C	Southern Illinois	60	1970
Maui, Reagan	FB	Hawaii	45	2007
Maxwell, Jim	LB	Gardner-Webb	53	2006
McBride, Norm	DE	Utah	53	1969-70
McChesney, Matt	G	Colorado	60	2008
McCreary, Loaird	TE	Tennessee State	80	1976-78
McCullers, Dale	LB	Florida State	54	1969
McDaniel, Tony	DT	Tennessee	78	2009
McDaniel, Wahoo	LB	Oklahoma	54	1966-68

McDermott, Sean	LS	Kansas	40	2003
McDougle, Stockar	T	Oklahoma	73	2005
McDuffie, O.J.	WR	Penn State	81	1993-01
McFarland, Jim	TE	Nebraska	80	1975
McGarrahan, Scott	S	New Mexico	41, 43	2001-02
McGeever, John	S	Auburn	47	1966
McGruder, Michael	CB	Kent State	28	1990-91
McGwire, Dan	QB	San Diego State	11	1995
McHale, Tom	G	Cornell	72	1995
McIntosh, Damion	T	Kansas State	77	2004-06
McIver, Everett	G	Elizabeth City College	66	1996-97
McKenzie, Kevin	WR	Washington State	82	1999
McKinney, Seth	C/G	Texas A&M	68	2002-06
McKinnon, Dennis	WR	Florida State	86	1990
McKnight, James	WR	Liberty	80	2001-03
McKyer, Tim	CB	Texas Arlington	22	1990
McMichael, Randy	TE	Georgia	81	2002-06
McNeal, Don	CB	Alabama	28	1980-89
McPhail, Jerris	RB	East Carolina	32	1996-97
Merling, Phillip	DE	Clemson	97	2008-09
Merritt, Dave	LB	North Carolina State	55	1993
Mertens, Jim	TE	Fairmont State	87	1969
Michel, Mike	P/K	Stanford	17	1977
Miles, Edmond	LB	Iowa	50	2007
Miller, Scott	WR	UCLA	82, 83	1991-96
Milner, Billy	T	Houston	79	1995-96
Milton, Gene	WR	Florida A&M	28	1968-69
Mingo, Gene	K	None	21	1966-67
Minor, Travis	RB	Florida State	34, 28	2001-06
Mira, George	QB	Miami (Fla.)	10	1971
Mitchell, Melvin	G	Tennessee State	68, 60	1976-78
Mitchell, Scott	QB	Utah	19	1990-93
Mitchell, Shirdonya	CB	Missouri	27	2006
Mitchell, Stan	RB	Tennessee	35	1966-70
Mixon, Kenny	DE	Louisiana State	79	1998-01
Monds, Mario	DT	Cincinnati	93	2004
Moore, Corey	LB	Virginia Tech	57	2001
Moore, Dave	TE	Pittsburgh	46	1992
Moore, Eddie	LB	Tennessee	58	2003-05
Moore, Eric	T	Indiana	70	1995
Moore, Mack	DE	Texas A&M	91	1985-86
Moore, Maulty	DT	Bethune-Cookman	65	1972-74
Moore, Nat	WR	Florida	89	1974-86
Moore, Ron	RB	Pittsburg State (Kan.)	34	1998
Moore, Stevon	S	Mississippi	27	1990
Moore, Wayne	T	Lamar	79	1970-78
Moreau, Doug	TE	Louisiana State	82	1966-69
Morrall, Earl	QB	Michigan State	15	1972-76
Morris, Mercury	RB	West Texas State	22	1969-75
Morris, Sammy	RB	Texas Tech	31	2004-06
Morris, Victor	LB	Miami (Fla.)	91	1987
Moser, Rick	RB	Rhode Island	31	1980
Moses, Quentin	DE/LB	Georgia	74	2007-09
Moyer, Alex	LB	Northwestern	54	1985-86
Mruczkowski, Gene	G	Purdue	63	2007
Mumphord, Lloyd	CB	Texas Southern	26	1969-74
Murtha, Lydon	T	Nebraska	76	2009

- N -

Nails, Jamie	G	Florida A&M	66	2002-03
Nathan, Tony	RB	Alabama	22	1979-87
Ndukwe, Ikechuku	G	Northwestern	68	2008
Nealy, Ray	RB	Arkansas-Pine Bluff	20	1997
Nedney, Joe	K	San Jose State	6	1996-97
Neff, Bob	S	Stephen F. Austin	43	1966-68
Neighbors, Billy	G	Alabama	63	1966-69
Newman, Ed	G	Duke	64	1973-84
Newman, Keith	LB	North Carolina	55	2006
Newson, Kendall	WR	Middle Tennessee State	82, 14	2003-05
Nicolas, Scott	LB	Miami (Fla.)	57, 52	1987

Ninkovich, Rob	DE/LB	Purdue	93	2007
Nomina, Tom	DT	Miami (Ohio)	76	1966-68
Noonan, Karl	WR	Iowa	89	1966-71
Norton, Rick	QB	Kentucky	11	1966-69
Nottingham, Don	FB	Kent State	36	1973-77
Novak, Jeff	T	Southwest Texas State	67	1994

- O -

Odom, Cliff	LB	Texas Arlington	93	1990-93
Offerdahl, John	LB	Western Michigan	56	1986-93
Ogden, Jeff	WR	Eastern Washington	88	2000-01
Oglesby, Alfred	DE/NT	Houston	96	1990-92
Oglesby, Evan	CB	North Alabama	27	2009
Ogunleye, Adewale	DE	Indiana	90, 93	2000-03
Oliver, Louis	S	Florida	25	1989-93, 1995-96
Oliver, Muhammad	CB	Oregon	20	1994
Orosz, Tom	P	Ohio State	3	1981-82
Ortega, Ralph	LB	Florida	54	1979-80
Oubre, Louis	G	Oklahoma	68	1987
Ours, Greg	C	Muskingum	63	1987
Overstreet, David	RB	Oklahoma	20	1983
Owens, Morris	WR	Arizona State	82	1975-76
Owens, Rich	DE	Lehigh	96	1999-00

- P -

Paige, Tony	FB	Virginia Tech	49	1990-92
Page, Chase	DE	North Carolina	95	2007
Palmer, Dick	LB	Kentucky	50	1970
Park, Ernie	G	McMurray	61	1966
Parmalee, Bernie	RB	Ball State	30	1992-98
Pearson, Willie	CB	North Carolina A&T	41	1969
Pederson, Doug	QB	Northeast Louisiana	14	1993
Peelle, Justin	TE	Oregon	87	2006-07
Pennington, Chad	QB	Marshall	10	2008-09
Polite, Lousaka	FB	Pittsburgh	36	2008-09
Perriman, Brett	WR	Miami (Fla.)	80	1997
Perry, Ed	TE	James Madison	89	1997-04
Perry, Jerome	S	Eastern Michigan	33	2007
Perry, Todd	G	Kentucky	75	2001-03
Pesuit, Wally	T	Kentucky	65	1977-78
Petrella, Bob	S	Tennessee	48	1966-71
Phillips, Lawrence	RB	Nebraska	21	1997
Pidgeon, Tim	LB	Syracuse	94	1987
Planansky, Joe	TE	Chadron State	88	1995
Plummer, Bruce	CB	Mississippi State	38	1988
Pool, David	CB	Carson-Newman	27	1994
Poole, Ken	DT	Northeast Louisiana	78	1981-82
Poole, Will	CB	USC	27	2004-05
Pope, Derrick	LB	Alabama	56	2004-07
Porter, Joey	LB	Colorado State	55	2007-09
Potter, Steve	LB	Virginia	54	1981-82
Potts, Roosevelt	FB	Northeast Louisiana	42	1997
Powell, Alvin	G	Winston-Salem State	78	1989
Powell, Jesse	LB	West Texas State	56	1969-73
Preston, Roell	WR	Mississippi	82	1999
Price, Sam	RB	Illinois	30	1966-68
Pritchett, Stanley	FB	South Carolina	36	1996-99
Prokop, Joe	P	Cal Poly-Pomona	7	1992
Pruitt, James	WR	Cal State-Fullerton	82, 87, 81	1986-88, 1990-91
Pryor, Barry	RB	Boston University	31	1969-70
Pyburn, Jack	T	Texas A&M	65	1967-68

- R -

Rader, Jason	TE	Marshall	85	2006
Raglin, Floyd	CB	Southern	24	1987
Randle, Tate	S	Texas Tech	21	1987
Rather, Bo	WR	Michigan	82, 85	1973, 1978
Ray, Ricky	CB	Norfolk State	43	1981-82

Readon, Ike	DT	Hampton Institute	79	1987
Reaves, Willard	RB	Northern Arizona	38	1989
Reed, Kerry	WR	Michigan State	15	2007
Reese, Don	DT	Jackson State	76, 60	1974-76
Reichenbach, Mike	LB	East Stroudsburg	52	1990-91
Reilly, Dameon	WR	Rhode Island	83	1987
Revez, Fuad	K	Tennessee	7	1985-88
Rhone, Earnie	LB	Henderson State	55	1975-84
Rice, Ken	G	Auburn	75	1966-67
Richardson, Jeff	T	Michigan State	76	1969
Richardson, John	DT	UCLA	74	1967-71
Richardson, Kyle	P	Arkansas State	5	1997
Richardson, Willie	WR	Jackson State	87	1970
Riley, Jim	DE	Oklahoma	70	1967-71
Roberson, Bo	WR	Cornell	40	1966
Roberson, Vern	S	Grambling	42	1977
Roberts, Archie	QB	Columbia	16	1967
Roberts, George	P	Virginia Tech	4	1978-80
Roberts, Guy	LB	Maryland	59	1977
Robinson, Derreck	DE	Iowa	75	2007
Robinson, Fred	LB	Miami (Fla.)	91	1986
Robinson, Bryan	DE	Fresno State	98	2004
Robiskie, Terry	FB	Louisiana State	38	1980-81
Roby, Reggie	P	Iowa	4	1983-92
Roderick, John	WR	Southern Methodist	87	1966-67
Rodgers, Derrick	LB	Arizona State	59	1997-02
Rogers, Charlie	RB/KR	Georgia Tech	32	2003
Rogers, Nick	LB	Georgia Tech	50	2005
Romero, Dario	DT	Eastern Washington	73, 94	2002-04
Rose, Donovan	S	Hampton Institute	26	1986-87
Rose, Joe	TE	California	80	1980-85
Rosenfels, Sage	QB	Iowa State	18	2002-05
Roth, Matt	DE/LB	Iowa	98	2005-09
Roth, Pete	FB	Northern Illinois	32	1987
Royals, Mark	P	Appalachian State	3	2002-03
Ruddy, Tim	C	Notre Dame	61	1994-03
Rudolph, Jack	LB	Georgia Tech	55	1966
Russell, Cliff	WR	Utah	88	2005-06
Russell, Twan	LB	Miami (Fla.)	56	2000-02
Ryan, Sean	TE	Boston College	89	2008

- S -

Salter, Bryant	S	Pittsburgh	30	1976
Sampleton, Lawrence	TE	Texas	80	1987
Sander, Mark	LB	Louisville	58	1992
Satele, Samson	C	Hawaii	64	2007-08
Saxon, James	RB	San Jose State	22	1992-94
Schamel, Duke	LB	South Dakota	60	1987
Schulters, Lance	S	Hofstra	30, 31	2005, 2007
Schwedes, Scott	WR	Syracuse	81	1987-90
Scott, Jake	S	Georgia	13	1970-75
Scott, Ronald	RB	Southern	33	1987
Scott, Stanley	DE	Florida State	77	1987
Seau, Junior	LB	Southern California	55	2003-05
Secules, Scott	QB	Virginia	9	1989-92
Seiple, Larry	P/RB/TE	Kentucky	20	1967-77
Selfridge, Andy	LB	Virginia	51	1976
Sellers, Ron	WR	Florida State	34	1973
Sendlein, Robin	LB	Texas	52	1985
Shannon, Larry	WR	East Carolina	19, 82	1998-99
Shaw, Josh	DT	Michigan State	75, 76	2004-05
Shaw, Terrance	CB	Stephen F. Austin	22	2000
Sheets, Kory	RB	Purdue	22	2009
Sheldon, Mike	T	Grand Valley State	68	1997-99
Shelton, L.J.	G/T	Eastern Michigan	70	2006-07
Shepherd, Leslie	WR	Temple	84	2000
Shipp, Jackie	LB	Oklahoma	50	1984-88
Shiver, Sanders	LB	Carson-Newman	52, 96	1984-85
Shull, Steve	LB	William & Mary	59, 52	1980-83
Siler, Rich	TE	Texas A&M	87	1987

Simmons, Sam	WR	Northwestern	83	2003
Simpson, Antoine	DT	Houston	98	1999
Simpson, Bob	DE	Colorado	70	1978
Sims, Keith	G	Iowa State	69	1990-97
Singleton, Chris	LB	Arizona	55	1993-96
Small, Gerald	CB	San Jose State	48	1978-83
Smiley, Justin	G	Alabama	65	2008-09
Smith, Brent	G/T	Mississippi State	74	1997-02
Smith, Derek	LB	Arizona State	59	2008
Smith, Frankie	CB	Baylor	28, 29	1993-95
Smith, Kelvin	LB	Syracuse	58	2007
Smith, Lamar	RB	Houston	26	2000-01
Smith, Mike	CB	Texas-El Paso	25	1985-87
Smith, Sammie	RB	Florida State	33	1989-91
Smith, Sean	CB	Utah	24	2009
Smith, Tom	RB	Miami (Fla.)	29	1973
Smith, Wade	T	Memphis	74	2003-06
Smith, Willie	TE	Miami (Fla.)	84	1987
Sochia, Brian	DT	NW Oklahoma State	70	1986-91
Solai, Paul	DT	Utah	96	2007-09
Solomon, Freddie	WR	Tampa	86	1975-77
Solomon, Jesse	LB	Florida State	58	1994
Sowell, Robert	CB	Howard	45, 42	1983-85, 1987
Sperry, Kory	TE	Colorado State	85	2009
Speyrer, Cotton	WR	Texas	82	1975
Spikes, Irving	RB	Northeast Louisiana	40, 35	1994-97
Spragan, Donnie	LB	Stanford	59	2005-07
Spriggs, Marcus	T	Houston	76	2001-02
Squirek, Jack	LB	Illinois	53	1986
Stanfill, Bill	DE	Georgia	84	1969-76
Stankavage, Scott	QB	North Carolina	14	1987
Stanley, Walter	WR	Mesa (Colo.)	88	1991
St. Clair, John	T	Virginia	70	2004
Starks, Randy	DE/DT	Maryland	94	2008-09
Stephenson, Dwight	C	Alabama	57	1980-87
Stewart, Michael	S	Fresno State	35	1994-96
Stewart, Rayna	S	Northern Arizona	21	1998
Stofa, John	QB	Buffalo	15, 5	1966-67, 1969-70
Stokes, Barry	T	Eastern Michigan	67	1998
Storr, Greg	LB	Boston College	50	1987
Stoudt, Cliff	QB	Youngstown State	18	1989
Stowe, Otto	WR	Iowa State	82	1971-72
Stoyanovich, Pete	K	Indiana	10	1989-95
Stradford, Troy	RB	Boston College	50	1987-90
Strock, Don	QB	Virginia Tech	18	1974-87
Strother, Billy	LB	New Mexico	82	2004
Stubbs, Daniel	DE	Miami (Fla.)	96	1996-98
Stuckey, Henry	CB	Missouri	48	1972-74
Suggs, Lee	RB	Virginia Tech	22	2006
Surtain, Patrick	CB	Southern Mississippi	23	1998-04
Swain, John	CB	Miami (Fla.)	29, 40	1985, 1987
Swayne, Harry	T	Rutgers	70	2001
Swift, Doug	LB	Amherst	59	1970-75
Swoopes, Pat	DE	Mississippi State	67	1991

- T -

Tagliaferri, John	RB	Cornell	35	1987
Tanner, Barron	DT	Oklahoma	72	1997-98
Tautolo, Terry	LB	UCLA	52	1983-84
Taylor, Ed	CB	Memphis State	45	1979-82
Taylor, Henry	DT	South Carolina	98	2001
Taylor, Jason	DE/LB	Akron	99	1997-07, 2009
Taylor, Johnny	LB	Hawaii	54	1986
Teague, George	S	Alabama	23	1997
Teal, Jimmy	WR	Texas A&M		1988
Testerman, Don	FB	Clemson	34	1980
Thayer, Tom	G/C	Notre Dame	57	1993
Thigpen, Tyler	QB	Coastal Carolina	16	2009
Thomas, Donald	G	Connecticut	66	2008-09

Thomas, Joey	CB	Montana State	41	2008
Thomas, Kiwaukee	CB	Georgia Southern	20	2005
Thomas, Lamar	WR	Miami (Fla.)	85	1996-00
Thomas, Norris	CB	Southern Mississippi	41	1977-79
Thomas, Rodell	LB	Alabama State	53, 54	1981, 1983-84
Thomas, Rodney	CB	Brigham Young	45, 24	1988-90
Thomas, Thurman	RB	Oklahoma State	34	2000
Thomas, Zach	LB	Texas Tech	54	1996-07
Thompson, Derrius	WR	Baylor	88	2003-04
Thompson, Lamont	S	Washington State	27	2007
Thompson, Reyna	CB	Baylor	19, 24	1986-88
Thornton, Jack	LB	Auburn	59	1966
Tiffin, Van	K	Alabama	3	1987
Tilley, Emmett	LB	Duke	52	1983
Tillman, Andre	TE	Texas Tech	87	1974-78
Tillman, Travares	S	Georgia Tech	26	2005-07
Toews, Jeff	G	Washington	60	1979-85
Torbor, Reggie	LB	Auburn	52	2008-09
Torczon, LaVerne	DE	Nebraska	88	1966
Torrey, Bob	FB	Penn State	38	1979
Toth, Tom	G	Western Michigan	76	1986-89
Towle, Steve	LB	Kansas	56	1975-80
Towns, Lester	LB	Washington	57	2005
Traylor, Keith	DT	Central State (Okla.)	94	2005-07
Tucker, Gary	RB	Tennessee-Chattanooga	27	1968
Turk, Matt	P	Wisconsin-Whitewater	1	2000-01, 2003-04
Turner, Patrick	WR	Southern California	84	2009
Turner, T.J.	DE	Houston	95	1986-92
Twilley, Howard	WR	Tulsa	81	1966-76

- U -

Uhlenhake, Jeff	C	Ohio State	63	1989-93
Urbanek, Jim	DT	Mississippi	79	1968
Uwaezuoke, Iheanyi	WR	California	80	1998

- V -

Veasey, Craig	DT	Houston	94	1993-94
Vick, Marcus	WR/QB	Virginia Tech	16	2006
Vigorito, Tom	RB/WR	Virginia	32	1981-85
Vincent, Troy	CB	Wisconsin	23	1992-95
Volk, Rick	S	Michigan	21	1977-78
von Schamann, Uwe	K	Oklahoma	5	1979-84

- W -

Wade, Charley	WR	Tennessee State	37	1973
Wade, Todd	T	Mississippi	71	2000-03
Wainright, Frank	TE	Northern Colorado	82	1995-98
Wake, Cameron	LB	Penn State	91	2009
Walden, Erik	LB	Middle Tennessee	50	2008-09
Walker, Bracey	S	North Carolina	26	1997
Walker, Brian	S	Washington State	45	1997-98, 2000-01
Walker, Fulton	CB	West Virginia	41	1981-84
Walters, Rod	G	Iowa	76	1980
Wantland, Hal	S	Tennessee	46	1966
Ward, Chris	T	Ohio State	67	1986
Ward, Dedric	WR	Northern Iowa	87	2001-02
Ward, Ronnie	LB	Kansas	55	1997
Warfield, Paul	WR	Ohio State	42	1970-74
Warren, Jimmy	CB	Illinois	49	1966-69
Washington, Dick	CB	Bethune-Cookman	44	1968
Washington, Mark	LB	Texas State	51	2007
Weaver, Jed	TE	Oregon	81	2000-02
Webb, Richmond	T	Texas A&M	78	1990-00
Webster, Larry	DT	Maryland	79	1992-94
Weidner, Bert	G/C	Kent State	60	1990-95
Weisacosky, Ed	LB	Miami (Fla.)	51	1968-70
Welker, Wes	WR	Texas Tech	83	2004-06

West, Willie	S	Oregon	22	1966-68
Westmoreland, Dick	CB	North Carolina A&T	25	1966-69
White, Jeris	CB	Hawaii	42	1974-76
White, Pat	QB	West Virginia	6	2009
Whitley, Taylor	G	Texas A&M	69	2003-04
Wickert, Tom	T	Washington State	60	1974
Wilford, Ernest	WR	Virginia Tech	18	2008
Wilkinson, Dan	DT	Ohio State	95	2006
Williams, Delvin	RB	Kansas	24	1978-80
Williams, Gene	G	Iowa State	61	1991-92
Williams, Jarvis	S	Florida	26	1988-93
Williams, Jay	DE	Wake Forest	91	2002-04
Williams, Joel	TE	Notre Dame	88	1987
Williams, Kevin	S	Oklahoma State	38	2000
Williams, Maxie	G/T	Southeastern Louisiana	78	1966-70
Williams, Mike	WR	Northeastern	87	1991-95
Williams, Quintin	S	Wake Forest	38	2004
Williams, Renauld	LB	Hofstra	53	2004
Williams, Ricky	RB	Texas	34	2002-03, 2005, 2007-09
Williams, Ronnie	TE	Oklahoma State	85	1993-95
Wilmsmeyer, Klaus	P	Louisville	8	1998
Wilson, George, Jr.	QB	Xavier	10	1966
Wilson, Gibril	S	Tennessee	28	2009
Wilson, Jerry	CB	Southern	24	1996-00
Wilson, Karl	DE	Louisiana State	77, 72	1990, 1993
Wilson, Robert	FB	Texas A&M	49	1994-96
Wimberly, Derek	DE	Purdue	78	1987
Windauer, Bill	DT	Iowa	70	1975
Winfrey, Stan	RB	Arkansas State	33	1975-77
Wiska, Jeff	G	Michigan State	74	1987
Wood, Dick	QB	Auburn	18	1966
Wooden, Shawn	S	Notre Dame	22, 35	1996-99, 2001-04
Woodley, David	QB	Louisiana State	16	1980-83
Woods, Larry	DT	Tennessee State	70	1973
Woodson, Fred	G	Florida A&M	61	1967-69
Worrell, Cameron	S	Fresno State	44	2007
Wright, Manuel	DT	Southern California	75	2005
Wright, Rodrigue	DT	Texas	90	2006-08
Wyrick, Jimmy	CB	Minnesota	25, 35	2003-04

- Y -

Yates, Billy	G	Texas A&M	73	2003
Yepremian, Garo	K	None	1	1970-78
Young, Steve	T	Colorado	74	1977
Young, Willie	T	Alcorn A&M	76	1973

- Z -

Zawatson, Dave	T	California	75	1991
Zecher, Rich	DT	Utah State	77	1966-67
Zgonina, Jeff	DT	Purdue	92, 90	2003-06
Zolak, Scott	QB	Maryland	14	1999

Boldface indicates active player or coach.

1972 DOLPHINS ONE OF FOUR TO BOAST PAIR OF 1,000-YARD RUSHERS

The 1972 Miami Dolphins led the NFL by averaging an astounding 211.4 yards rushing per game that year. They were led by running backs Larry Csonka and Mercury Morris, who rushed for 1,117 and 1,000 yards, respectively. The '72 Dolphins are one of only four teams in NFL history to have two 1,000-yard rushers in the same season. They are joined by the 1976 Pittsburgh Steelers (Franco Harris – 1,128; Rocky Bleier – 1,036), the 1985 Cleveland Browns (Kevin Mack – 1,104; Earnest Byner – 1,002) and the 2006 Atlanta Falcons (Warrick Dunn – 1,104; Michael Vick – 1,002).

WHERE THEY'VE COME FROM

(Colleges and Universities which have produced Dolphin players)

Abilene-Christian 1, Akron 2, Alabama 18, Alabama State 1, Albany (Ga.) State 1, Alcorn A&M 1, Alma 1, Amherst 2, Appalachian State 1, Arizona 3, Arizona State 8, Arkansas 5, Arkansas Pine-Bluff 2, Arkansas State 6, Auburn 16, Ball State 1, Baylor 10, Benedict College 1, Bethune-Cookman 7, Boise State 1, Boston College 6, Boston University 2, Bowling Green 1, Brigham Young 3, Buffalo 1, Butte College 1, California 5, California-Davis 2, Cal Poly-Pomona 1, Cal Poly-SLO 1, Cal State-Fullerton 1, Cal State-Los Angeles 1, Carson-Newman 2, Catawba 1, Central College (Iowa) 1, Central Florida 1, Central Michigan 1, Central State (Ohio) 1, Central State (Okla.) 1, Chadron State (Neb.) 1, Cincinnatti 1, Clemson 6, Coastal Carolina 1, Colorado 9, Colorado State 3, Columbia 1, Connecticut 3, Cornell 3, Dartmouth 2, Dayton 1, Delaware 1, Delta State 1, Duke 6, East Carolina 6, East Stroudsburg 1, East Texas State 1, Eastern Kentucky 2, Eastern Michigan 5, Eastern New Mexico 1, Eastern Washington 4, Elizabeth City College 1, Fairmont State 1, Ferrum College 1, Florida 14, Florida A&M 6, Florida State 10, Ft. Valley State 1, Franklin and Marshall 1, Fresno State 4, Furman 1, Gardner-Webb 1, Georgia 6, Georgia Southern 1, Georgia Tech 12, Grambling 4, Grand Valley State 1, Hampton 5, Hawaii 6, Henderson State 2, Hofstra 2, Holy Cross 1, Houston 9, Howard 1, Howard Payne 1, Idaho 1, Illinois 8, Illinois State 2, Indiana 10, Indiana State 1, Iona 1, Iowa 8, Iowa State 7, Jackson State 5, Jacksonville State 1, James Madison 3, Kansas 4, Kansas State 2, Kent State 4, Kentucky 11, Lamar 1, Lehigh 1, Liberty 4, Long Beach City College 1, Louisiana-Lafayette 1, Louisiana-Monroe 5, Louisiana State 13, Louisville 7, MacMurray 1, Marshall 3, Maryland 9, Massachusetts 1, McNeese State 2, Memphis 7, Mesa (Colo.) 2, Miami (Fla.) 29, Miami (Ohio) 1, Michigan 13, Michigan State 12, Michigan Tech 1, Middle Tennessee State 2, Midwestern State 1, Minnesota 7, Mississippi 11, Mississippi State 6, Missouri 4, Montana 3, Montana State 2, Montclair State 1, Morgan State 1, Morris Brown 1, Muskingum 1, Nebraska 9, Nevada 3, New Hampshire 1, New Mexico 2, New Mexico State 3, No College 4, Norfolk State 1, North Alabama 1, North Carolina 11, North Carolina A&T 3, North Carolina Central 1, North Carolina State 4, North Dakota State 2, North Texas 2, Northeastern 1, Northeastern State (Okla.) 1, Northern Arizona 3, Northern Colorado 1, Northern Illinois 1, Northern Iowa 2, Northern Michigan 1, Northwestern 4, Northwestern Oklahoma State 1, Northwestern State (La.) 1, Notre Dame 11, Ohio State 21, Oklahoma 11, Oklahoma State 4, Omaha 1, Oregon 7, Pacific 1, Penn State 11, Pittsburg State (Kan.) 1, Pittsburgh 7, Princeton 1, Purdue 12, Rhode Island 2, Rice 4, Rutgers 4, St. Cloud State 1, San Diego State 5, San Jose State 5, South Carolina 7, South Carolina State 1, South Dakota 1, South Dakota State 1, South Florida 1, Southern 6, Southern California 8, Southern Illinois 1, Southern Methodist 3, Southern Mississippi 5, Stanford 7, Stephen F. Austin 3, Syracuse 16, Tampa 3, Temple 2, Tennessee 18, Tennessee-Chattanooga 1, Tennessee State 6, Texas 7, Texas A&M 17, Texas Arlington 2, TCU 5, Texas-El Paso 1, Texas Southern 5, Texas State 3, Texas Tech 7, Toledo 1, Tulane 2, Tulsa 6, UCLA 8, Utah 10, Utah State 2, Vanderbilt 3, Villanova 1, Virginia 10, Virginia State 1, Virginia Tech 10, Wake Forest 4, Washington 7, Washington State 6, Wayne State 1, Weber State 1, Western Carolina 1, Western Illinois 2, Western Michigan 2, West Texas State 2, West Virginia 7, Wichita State 1, William & Mary 1, Winston-Salem State 2, Wisconsin 8, Wisconsin-Whitewater 1, Wyoming 2, Xavier 2, Yale 1, Youngstown State 1.

TOP SCHOOLS: 29 – Miami (Fla.); 21 – Ohio State; 18 – Alabama, Tennessee; 17 – Texas A&M; 16 – Auburn, Syracuse; 14 – Florida; 13 – Louisiana State, Michigan; 12 – Georgia Tech, Michigan State, Purdue.

LENGTH OF SERVICE

TOTAL YEARS

NAME AND YEARS PLAYED

17	Dan Marino 83-99
15	Bob Kuechenberg 70-84
14	Bob Griese 67-80; Don Strock 74-87
13	Nat Moore 74-86
12	Vern Den Herder 71-82; Bruce Hardy 78-89; Jim Jensen 81-92; Larry Little 69-80; Ed Newman 73-84; Jason Taylor 97-07, 2009; Zach Thomas 96-07
11	Tim Bowens, 94-04; Mark Duper 82-92; Tim Foley 70-80; Larry Seiple 67-77; Howard Twilley 66-76; Richmond Webb 90-00
10	Dick Anderson 68-77; Bob Baumhower 77-86; Doug Betters 78-87; Mark Clayton 83-92; Jeff Dellenbach 85-94; Norm Evans 66-75; Jon Giesler 79-88; Jim Langer 70-79; Paul Lankford 82-91; Ronnie Lee 79-82, 84-89; Olindo Mare 97-06; Don McNeal 80-89; Earnie Rhone 75-84; Reggie Roby 83-92; Tim Ruddy, 94-03

DOLPHINS BY THE NUMBERS

(1966-09)

- 1 – Garo Yepremian (1970-78); Tony Franklin (1988); Willie Beecher (1988); Matt Turk (2000-01, 2003-04)
- 2 – Cookie Gilchrist (1966); *Willie Beecher (1987); Brandon Fields (2008-09)
- 3 – Tom Orosz (1981-82); *Stacy Gore (1987); Van Tiffin (1987); Mark Royals (2002-03); Joey Harrington (2006); Jay Feely (2007)
- 4 – George Roberts (1978-80); Reggie Roby (1983-92); Tom Hutton (1999); Brandon Fields (2007)
- 5 – Booth Lusteg (1967); John Stofa (1969-70); Uwe von Schamann (1979-84); Jeff Hayes (1987); Kyle Richardson (1997); Matt Bryant (2004); Donnie Jones (2005-06); Dan Carpenter (2008-09)
- 6 – Jim Arnold (1994); Joe Nedney (1996-97); Brent Bartholomew (1999); Ray Lucas (2001-02); Pat White (2009)
- 7 – Billy Lothridge (1972); Guy Benjamin (1978-79); Fuad Reveiz (1985-88); Charlie Baumann (1991); Joe Prokop (1992); Dale Hatcher (1993); Craig Erickson (1996-98); A.J. Feeley (2004-05); Chad Henne (2008-09)
- 8 – Klaus Wilmsmeyer (1998); Daunte Culpepper (2006)
- 9 – Scott Secules (1989-92); Jay Fiedler (2000-04); John Beck (2007-08)
- 10 – George Wilson, Jr. (1966); George Mira (1971); Don Strock (1974-87); Pete Stoyanovich (1989-95); Olindo Mare (1997-06); Trent Green (2007); Chad Pennington (2008-09)
- 11 – Rick Norton (1966-69); Jim Del Gaizo (1972, 1975); Jim Jensen (1981-92); Dan McGwire (1995); Damon Huard (1997-00); Bill Gramatica (2004); Gus Frerotte (2005)
- 12 – Bob Griese (1967-80)
- 13 – Jake Scott (1970-75); Dan Marino (1983-99)
- 14 – *Scott Stankavage (1987); Doug Pederson (1993); Scott Zolak (1999); Brian Griese (2003); Kendall Newson (2004-05)
- 15 – John Stofa (1966-67); Kim Hammond (1968); Karl Kremser (1969-70); Charles Leigh (1971); Earl Morrall (1972-76); *Kyle Mackey (1987); Kirby Dar Dar (1995, 1997); Ronald Bellamy (2004); Kerry Reed (2007); Davone Bess (2008-09)
- 16 – Archie Roberts (1967); Tom Boutwell (1969); David Woodley (1980-83); Robert Baker (1999); Albert Johnson (2001); Marcus Vick (2006); Tyler Thigpen (2009)
- 17 – Mike Michel (1977); Ron Jaworski (1987-88); Steve DeBerg (1993); John Kidd (1994-97); Todd Doxzon (1998); Cleo Lemon (2005-07); Brandon London (2008)
- 18 – Dick Wood (1966); Cliff Stoudt (1989); Sage Rosenfels (2002-05); Ernest Wilford (2008)
- 19 – Reyna Thompson (1986); Scott Mitchell (1990-93); Bernie Kosar (1994-96); Nate Jacquet (1998); Ted Ginn, Jr. (2007-09)
- 20 – Larry Seiple (1967-77); Neal Colzie (1979); David Overstreet (1983); *Rickey Isom (1987); Joe Cribbs (1988); Marc Logan (1989-91); Muhammad Oliver (1994); Ray Nealy (1997); John Avery (1998-99); Ben Kelly (2001); Lloyd Harrison (2002); Arturo Freeman (2003-04); Kiwaukee Thomas (2005); Eddie Jackson (2006); Lorenzo Booker (2007); Chris Crocker (2008)
- 21 – Gene Mingo (1966-67); Jim Kiick (1968-74); Rick Volk (1977-78); *Tate Randle (1987); Mark Higgs (1990-94); Lawrence Phillips (1997); Rayna Stewart (1998); Reyna Denson (1999-00); Terry Cousin (2001); Jamar Fletcher (2002-03); Antuan Edwards (2004); Travis Daniels (2005-06); André Goodman (2007-08); Vontae Davis (2009)
- 22 – Willie West (1966-68); Mercury Morris (1969-75); Tony Nathan (1979-87); Kerry Goode (1989); Tim McKyer (1990); James Saxon (1992-94); Shawn Wooden (1996-99); Terrance Shaw (2000); Shawn Wooden (2001-04); Jesse Chatman (2005); Lee Suggs (2006); Michael Lehan (2007-08)| Kory Sheets (2009)
- 23 – Wes Matthews (1966); Charles Leigh (1973-74); Joe Carter (1984-86); Troy Stradford (1987); *Demetrius Johnson (1987); Troy Stradford (1987-90); Troy Vincent (1992-95); Robert Bailey (1996); George Teague (1997); Patrick Surtain (1998-04); Ronnie Brown (2005-09)
- 24 – Billy Hunter (1966); Jack Clancy (1967-69); Delvin Williams (1978-80); Reyna Thompson (1986-87); *Floyd Raglin (1987); Reyna Thompson (1987-88); Rodney Thomas (1989-90); Vestee Jackson (1991-93); Pat Johnson (1995); Jerry Wilson (1996-00); Jamar Fletcher (2001); Omare Lowe (2002); Sammy Knight (2003-04); Tebucky Jones (2005); Renaldo Hill (2006-08); Sean Smith (2009)
- 25 – Dick Westmoreland (1966-69); Tim Foley (1970-80); Mike Smith (1985-87); Louis Oliver (1989-93, 1995-96); Corey Harris (1997); Greg Jeffries (1999-00); Jimmy Wyrick (2003); Reggie Howard (2004-05); Will Allen (2006-09)
- 26 – Frank Jackson (1966-67); Lloyd Mumphord (1969-74); Duriel Harris (1976); Donovan Rose (1986-87); Jarvis Williams (1988-93); Bracey Walker (1997); Lamar Smith (2000-01); Leonard Henry (2002-04); Travares Tillman (2005-07); Lex Hilliard (2009)
- 27 – Gary Tucker (1968); Gary Davis (1976-79); Lorenzo Hampton (1985-89); Stevon Moore (1990); David Pool (1994); Terrell Buckley (1995-99); Arturo Freeman (2000-02); Terrell Buckley (2003); Will Poole (2004-05); Shirdonya Mitchell (2006); Lamont Thompson (2007); Samkon Gado (2007); George Chesser (1966); Abner Haynes (1967); Gene Milton (1968-69); Ed Jenkins (1972);

- Hubert Ginn (1975); Don McNeal (1980-89); Michael McGruder (1990-91); Frankie Smith (1993); Gene Atkins (1994-96); Ray Hill (1998-00); Travis Minor (2002-06); Jesse Chatman (2007); Brannon Condren (2008); Gibril Wilson (2009)
- 29 – Jack Harper (1967-68); Garry Grady (1969); Tom Smith (1973); John Swain (1985); Liffort Hobley (1987-93); Frankie Smith (1994-95); Sam Madison (1997-05); André Goodman (2006); Travis Daniels (2007); Tyrone Culver (2008-09)
- 30 – Sam Price (1966-68); Bryant Salter (1976); Ron Davenport (1985-89); Bernie Parmalee (1992-98); Obafemi Ayanbadejo (2003); Lamar Gordon (2004); Lance Schulters (2005); Michael Lehan (2006); Casey Cramer (2008); Chris Clemons (2009)
- 31 – George Chesser (1967); Barry Pryor (1969-70); Terry Cole (1971); Norm Bulaich (1975-79); Rick Moser (1980); Eddie Hill (1981-84); Sean Hill (1994-96); Brock Marion (1998-03); Sammy Morris (2004-06); Lance Schulters (2007)
- 32 – Joe Auer (1966-67); Hubert Ginn (1970-73); Benny Malone (1974-78); Tom Vigorito (1981-85); Donald Brown (1986); *Pete Roth (1987); Garrett Limbrick (1990); Bruce Alexander (1992-93); Aaron Craver (1994); Cleveland Gary (1994); Jerris McPhail (1996-97); J.J. Johnson (1999-01); Charlie Rogers (2003); Jamar Martin (2004); Jason Allen (2006-09)
- 33 – Billy Joe (1966); Hubert Ginn (1974); Stan Winfrey (1975-77); Billy Cesare (1980); Bo Matthews (1981); Rich Diana (1982); Craig Ellis (1986); *Ronald Scott (1987); Sammie Smith (1989-91); Karim Abdul-Jabbar (1996-99); Deon Dyer (2000-02); Vick King (2004); Jereme Perry (2007); Nathan Jones (2008-90)
- 34 – Ron Sellers (1973); Jim Braxton (1978); Don Testerman (1980); Woody Bennett (1980-88); Nuu Faaola (1989); Tony Collins (1990); Aaron Craver (1991-93); Tyrone Braxton (1994); Tim Jacobs (1996-97); Ron Moore (1998); Cecil Collins (1999); Thurman Thomas (2000); Travis Minor (2001); Ricky Williams (2002-03, 05, 07-09)
- 35 – Rick Casares (1966); Stan Mitchell (1966-70); Clayton Heath (1976); Nick Giaquinto (1980-81); *John Tagliaferri (1987); Kerry Glenn (1990-92); Michael Stewart (1994-96); Irving Spikes (1997); Ben Kelly (2000); Shawn Wooden (2001); Jimmy Wyrick (2004); Eddie Jackson (2005); Tuff Harris (2007)
- 36 – Preston Carpenter (1966); Charles Leigh (1972); Don Nottingham (1973-77); Steve Howell (1979-81); Tom Brown (1987-89); Stephen Braggs (1992-93); Stanley Pritchett (1996-99); Darian Barnes (2005-06); Louaska Polite (2008-09)
- 37 – Charley Wade (1973); Andra Franklin (1981-84); Mike Kozlowski (1979-80); J.B. Brown (1989-96); Zebbie Lethridge (2001); Jeremiah Bell (2004-09)
- 38 – Leroy Harris (1977-78); Bob Torrey (1979); Terry Robiskie (1980-81); *Clarence Bailey (1987); Bruce Plummer (1988); Willard Reaves (1989); Calvin Jackson (1994-99); Kevin Williams (2000); Qunitin Williams (2004); Patrick Cobbs (2006-09)
- 39 – Larry Csonka (1968-74, 1979)
- 40 – Bo Roberson (1966); Dick Anderson (1968-77); Mike Kozlowski (1981-86); *John Swain (1987); Irving Spikes (1994-96); Ray Green (2001-02); Sean McDermott (2003); Donovan Darius (2007)
- 41 – Willie Pearson (1969); Norris Thomas (1977-79); Fulton Walker (1981-84); *Mark Konecny (1987); African Grant (1990); Keith Byars (1993-96); Scott McGarrahan (2001); Joey Thomas (2008); Evan Oglesby (2009)
- 42 – Bill Darnall (1968-69); Paul Warfield (1970-74); Jeris White (1974-76); Vern Roberson (1977); Lyle Blackwood (1981-86); *Robert Sowell (1987); Ernest Gibson (1989); Chris Green (1991-94); Terry Kirby (1995); Roosevelt Potts (1997); Trent Gamble (2000-03); Doug Easlick (2004); Norman LeJeune (2005-06)
- 43 – Bob Neff (1966-68); Mike Holmes (1976); Jeff Allen (1980); Ricky Ray (1981-82); Larry Cowan (1982); Bud Brown (1984-88); Terry Kirby (1993-94); Scott McGarrahan (2002); Brock Forsey (2004); Jack Hunt (2006)
- 44 – Pete Jacquess (1966-67); Dick Washington (1968); Dean Brown (1970); Mike Howell (1972); Barry Hill (1975-76); Charles Cornelius (1977-78); Doug Beaudoin (1980); Paul Lankford (1982-91); Bobby Humphrey (1992); Aaron Craver (1994); Rob Konrad (1999-04); Heath Evans (2005); Cameron Worrell (2007)
- 45 – Mack Lamb (1967-68); Curtis Johnson (1970-78); Ed Taylor (1979-82); Robert Sowell (1983-85); *Trell Hooper (1987); Rodney Thomas (1988); Bobby Harden (1990-93); Brian Walker (1997-98, 2000-01); Lamont Brightful (2004); Reagan Mauia (2007)
- 46 – Hal Wantland (1966); Don Bessilleu (1979-81); Pete Johnson (1984); *Mark Irvin (1987); Dave Moore (1992); Boomer Grigsby (2008)
- 47 – John McGeever (1966); Tom Beier (1967, 1969); Ted Bachman (1976); Glenn Blackwood (1979-87); Stefan Adams (1990); Darrell Malone (1992-94); Robert Edwards (2002); Jeff Grau (2003); Courtney Bryan (2007-08)
- 48 – Bob Petrella (1966-71); Henry Stuckey (1972-74); Ken Ellis (1976); Wade Bosarge (1977); Gerald Small (1978-83); Mike Iaquaniello (1991); Jim Kitts (1997-98); Kantroy Barber (1999); Brody Heffner-Liddiard (2000)
- 49 – Jimmy Warren (1966-69); Ray Jones (1971); Charlie Babb (1972-79); William Judson (1981-87); *Marvell Burgess (1987); William Judson (1987-89); Tony Paige (1990-92); Robert Wilson (1994-96); Dewayne Dotson (1997)
- 50 – Frank Emanuel (1968-69); Dick Palmer (1970); Bruce Elia (1975); Larry Gordon (1976-82); Jackie Shipp (1984-87); *Greg Storr (1987); Jackie Shipp (1987-88); Dave Ahrens (1989); Louis Cooper (1991); Dwight Hollier (1992-99); Michael Hamilton (2000); Brendon

- 51 – Ayanbadejo (2003-04); Nick Rogers (2005); Edmond Miles (2007); Erik Walden (2008-09)
 Jerry Hopkins (1967-68); Ed Weisacosky (1968-70); Larry Ball (1972-74); Rodrigo Barnes (1975); Andy Selfridge (1976); Rusty Chambers (1976-80); Mark Brown (1983-88); Greg Clark (1989); Bryan Cox (1991-95); Anthony Harris (1996-99); Tommy Hendricks (2000-03); Tony Bua (2004); Jason Glenn (2005); Mark Washington (2007); Akin Ayodele (2008-09)
- 52 – Mike Hudock (1966); Jimmy Keyes (1968-69); Mike Dennerly (1976); Larry Ball (1977-78); Mel Land (1979); Steve Shull (1981-83); Emmitt Tilley (1983); Terry Tautolo (1983-84); Sanders Shiver (1984); Robin Sendlein (1985); *Dennis Fowlkes (1987); Scott Nicolas (1987); Mike Reichenbach (1990-91); Roosevelt Collins (1992); Brant Boyer (1994); Jeff Kopp (1995); Robert Jones (1998-00); Morlon Greenwood (2001-04); Channing Crowder (2005-09)
- 53 – Tom Erlandson (1966-67); Norm McBride (1969-70); Bob Matheson (1971-79); Rodell Thomas (1981); Ron Hester (1982-84); Jay Brophy (1984-86); Jack Squirek (1986); David Frye (1986-89); Ned Bolcar (1991-92); Aubrey Beavers (1994-95); Larry Izzo (1996-00); Renaud Williams (2004); Jim Maxwell (2006); Reggie Torbor (2008-09)
- 54 – Wahoo McDaniel (1966-68); Bob Bruggers (1968); Dale McCullers (1969); Ted Davis (1970); Howard Kindig (1972-73); Ralph Ortega (1979-80); Steve Potter (1981-82); Rodell Thomas (1983-84); Alex Moyer (1985-86); Johnny Taylor (1986); *Steve Lubischer (1987); Larry Kolic (1987-88); E.J. Junior (1989-91); Chuck Bullough (1993-94); Zach Thomas (1996-07)
- 55 – Jack Rudolph (1966); Randall Edmunds (1968-69); Irv Goode (1973-74); Earnie Rhone (1975-84); Hugh Green (1985-91); David Merritt (1993); Chris Singleton (1993-96); Ronnie Ward (1997); Junior Seau (2003-05); Keith Newman (2006); Joey Porter (2007-09)
- 56 – Bob Bruggers (1966-67); Jesse Powell (1969-73); Steve Towle (1975-80); Charles Bowser (1982-85); John Offerdahl (1986-93); Mike Crawford (1997-98); Twan Russell (2000-02); Derrick Pope (2004-07); Charlie Anderson (2008-09)
- 57 – John Bramlett (1967-68); Sean Clancy (1978); Mike Kolen (1970-77); Dwight Stephenson (1980-87); *Scott Nicolas (1987); Tom Thayer (1993); Dion Foxx (1994-95); O.J. Brigrance (1997-99); Corey Moore (2001); Corey Jenkins (2003-04); Lester Towns (2005); Keith Adams (2006); Andy Alleman (2008)
- 58 – Tom Goode (1966-69); Dale Farley (1971); Al Jenkins (1972); Bruce Bannon (1973-74); Kim Bokamper (1977-85); Rick Graf (1987); Chris Gaines (1988); Ilija Jarostchuk (1988); Tony Furjanic (1988); Barry Krauss (1989); Mark Sander (1992); Jesse Solomon (1994); Antonio Armstrong (1995); O.J. Brigrance (1996); Scott Galyon (2000-02); Eddie Moore (2003-05); Kelvin Smith (2007); William Kershaw (2008-09)
- 59 – Jack Thornton (1966); Doug Swift (1970-75); Guy Roberts (1977); Steve Shull (1980); Bob Brudzinski (1981-89); John Grimsley (1991-93); Dewayne Dotson (1995); Derrick Rodgers (1997-02); Billy Strother (2004); Donnie Spragan (2005-07); Derek Smith (2008); J.D. Folsom (2009)
- 60 – Carl Mauck (1970); Tom Wickert (1974); Don Reese (1976); Melvin Mitchell (1977-78); Jeff Toews (1979-85); *Duke Schamel (1987); Greg Clark (1989); Bert Weidner (1990-95); John Bock (1996-00); Spencer Folau (2001); Greg Jerman (2002-04); Steve Fifita (2007); Matt McChesney (2008); Al Johnson (2008); Andrew Hartline (2009)
- 61 – Ernie Park (1966); Fred Woodson (1967-69); Bob DeMarco (1970-71); Cleveland Green (1979); Thom Dornbrook (1980); Roy Foster (1982-87); *Greg Cleveland (1987); Roy Foster (1987-90); Gene Williams (1991-92); Tim Ruddy (1994-03)
- 62 – Jim Langer (1970-79); Harry Galbreath (1988-92); Chris Gray (1993-96); Frederick Evans (2006); Anthony Bryant (2007)
- 63 – Billy Neighbors (1966-69); Mark Dennard (1978-83); Larry Lee (1985); *Greg Ours (1987); Jeff Uhlenhake (1989-93); Cal Dixon (1996); Mark Dixon (1998-03); Alonzo Ephraim (2005); Bennie Anderson (2006); Gene Mruczkowski (2007); Andrew Gardner (2009)
- 64 – Ed Newman (1973-84); Houston Hoover (1994); Larry Chester (2002-04); Kendyl Jacox (2006); Samson Satele (2007-08); Jake Grove (2009)
- 65 – Jim Higgins (1966); Jack Pyburn (1967-68); Maulty Moore (1972-74); Wally Pesuit (1977-78); Jeff Dellenbach (1985-87); *Bill Bealles (1987); Jeff Dellenbach (1987-94); Kevin Donnalley (1998-00); Troy Andrew (2001-02); Joe Berger (2005-06); Justin Smiley (2008-09)
- 66 – Larry Little (1969-80); Larry Lee (1986); *Jim Gilmore (1987); Everett McIver (1996-97); Kevin Gogan (1999); Heath Irwin (2000-01); Jamie Nails (2002-03); Rex Hadnot (2004-07); Donald Thomas (2008-09)
- 67 – Bob Kuechenberg (1970-84); Chris Ward (1986); Chris Conlin (1987); *Guy Goar (1987); Pat Swoopes (1991); Jeff Novak (1994); Barry Stokes (1998); Joe Berger (2009)
- 68 – Melvin Mitchell (1976); Eric Laakso (1978-84); Greg Koch (1986-87); *Louis Oubre (1987); Jim Huddleston (1987); Andrew Greene (1995); Mike Sheldon (1997-99); Seth McKinney (2002-06); Ikechuku Ndukwe (2008)
- 69 – Mike Lambrecht (1987-89); Keith Sims (1990-97); Taylor Whitley (2003-04)
- 70 – Jim Riley (1967-71); Larry Woods (1973); Tom Funchess (1974); Bill Windauer (1975); John Andrews (1975-76); Bob Simpson (1978); Bill Barnett (1980-85); Brian Sochia (1986-91); Eric Moore (1995); Mike Chalenski (1997); Harry Swayne (2001); John St. Clair (2004); L.J. Shelton (2006-07); Kendall Langford (2008-09)
- 71 – Charlie Fowler (1967-68); John Boynton (1969); Frank Cornish (1970-71); Darryl Carlton (1975-76); Mike Current (1977-79); Burton Lawless (1981); Mike Charles (1983-86); *Scott Kehoe (1987); Bob Gruber (1987); Ethan Albright (1995); Dunstan Anderson (1997); Todd Wade (2000-03); Tonui Fonoti (2006); Cory Lekkerkerker (2007); Lionel Dotson (2008-09)

- 72 – Whit Canale (1966); Bill Keating (1967); Rudy Barber (1968); Bob Heinz (1969-77); Mike Fultz (1981); Richard Bishop (1982); Ronnie Lee (1984-87); *Steve Jacobson (1987); Ronnie Lee (1987-89); Karl Wilson (1993); Tom McHale (1995); Barron Tanner (1997-98); Vernon Carey (2004-09)
- 73 – Norm Evans (1966-75); Bob Baumhower (1977-86); Greg Johnson (1988); Ron Heller (1993-95); Dario Romero (2002); Billy Yates (2003); Stockard McDougale (2005); Evan Mathis (2008)
- 74 – John Richardson (1967-71); Randy Crowder (1974-76); Steve Young (1977); Cleveland Green (1980-86); Mark Dennis (1987); *Jeff Wiska (1987); Mark Dennis (1987-93); Ed Hawthorne (1995); Brent Smith (1997-02); Wade Smith (2003-06); Quentin Moses (2007-08)
- 75 – Ken Rice (1966-67); Manny Fernandez (1968-75); Rick Dvorak (1977); Doug Betters (1978-87); Jeff Faulkner (1990); Dave Zawatson (1991); Shane Burton (1996-98); Damian Gregory (2000); Todd Perry (2001-03); Chidi Ahanotu (2004); Josh Shaw (2004); Manuel Wright (2005); Derreck Robinson (2007); Nate Garner (2009)
- 76 – Tom Nomina (1966-68); Jeff Richardson (1969); Willie Young (1973); Ron Berger (1973); Don Reese (1974-75); John Alexander (1977-78); Rod Walters (1980); Mike Fultz (1981); Steve Clark (1982-85); Tom Toth (1986-89); Tim Irwin (1994); James Brown (1996-99); Marcus Spriggs (2001-02); Josh Shaw (2005); Chris Liwienski (2007); Brandon Frye (2008); Lydon Murtha (2009)
- 77 – Rich Zecher (1966-67); Doug Crusan (1968-74); A.J. Duhe (1977-84); *Stanley Scott (1987); Louis Cheek (1988-89); Karl Wilson (1990); Jeff Buckley (1996-98); Damion McIntosh (2004-06); Jake Long (2008-09)
- 78 – Maxie Williams (1966-70); Wayne Mass (1971); Jim Dunaway (1972); Tom Drougas (1975-76); Carl Barisich (1977-80); Ken Poole (1981-82); Charles Benson (1983-84); Jerome Foster (1986); *Derek Wimberly (1987); Doug Marrone (1987); Alvin Powell (1989); Richmond Webb (1990-00); Jeno James (2004-06); Tony McDaniel (2009)
- 79 – Al Dotson (1966); Claude Brownlee (1967); Mike Current (1967); Jim Urbanek (1968); Wayne Moore (1970-78); Jon Giesler (1979-87); *Ike Readon (1987); Jon Giesler (1987-88); Donnie Gardner (1991); Larry Webster (1992-94); Billy Milner (1995-96); Kenny Mixon (1998-01); Ronald Flemons (2004); Anthony Alabi (2005-07)
- 80 – Ed Cooke (1966-67); Bob Joswick (1968-69); Marv Fleming (1970-74); Jim McFarland (1975); Loaird McCreary (1976-78); Joe Rose (1980-85); *Lawrence Sampleton (1987); Ferrell Edmunds (1988-92); Irving Fryar (1993-95); Fred Barnett (1996-97); Brett Perriman (1997); Kirby Dar Dar (1998); Horace Copeland (1998); Iheanyi Uwaezuoke (1998); Tony Martin (1999-00); James McKnight (2001-03); David Boston (2004-05); Aaron Halterman (2007); Anthony Fasano (2008-09)
- 81 – Howard Twilley (1966-76); Ike Hill (1976); Jimmy Cefalo (1978-84); *Mike Caterbone (1987); Scott Schwedes (1987-90); Randal Hill (1991); James Pruitt (1991); Robert Clark (1992); O.J. McDuffie (1993-01); Randy McMichael (2002-06); Joey Haynos (2008-09)
- 82 – Doug Moreau (1966-69); Otto Stowe (1971-72); Bo Rather (1973); Mel Baker (1974); Cotton Speyrer (1975); Morris Owens (1975-76); Duriel Harris (1977-83); Fernanza Burgess (1984); Duriel Harris (1985); James Pruitt (1986-87); *Todd Feldman (1987); James Pruitt (1987-88); Andre Brown (1989-90); Scott Miller (1991-92); Mark Ingram (1993-94); Frank Wainright (1995-98); Larry Shannon (1999); Roell Preston (1999); Kevin McKenzie (1999); Jed Weaver (2000-02); Kendall Newson (2003); Bryan Gilmore (2004-05); Derek Hagan (2006-08); Brian Hartline (2009)
- 83 – Dave Kocourek (1966); Jim Cox (1968); Vern Den Herder (1972-82); Mark Clayton (1983-87); *Dameon Reilly (1987); Mark Clayton (1987-92); Scott Miller (1993-96); Brian Manning (1997); Hendrick Lusk (1998); Hunter Goodwin (1999-01); Albert Johnson (2002); Robert Baker (2002); Sam Simmons (2003); Wes Welker (2004-06); Greg Camarillo (2007-09)
- 84 – Earl Faison (1966); Ray Jacobs (1967-68); Bill Stanfill (1969-76); Bruce Hardy (1978-87); *Willie Smith (1987); Bruce Hardy (1987-89); Greg Baty (1990-94); Gary Clark (1995); Brett Carolan (1996); Troy Drayton (1996-99); Leslie Shepherd (2000); Chris Chambers (2001-07); Patrick Turner (2009)
- 85 – John Holmes (1966); Nick Buoniconti (1969-76); Terry Anderson (1977-78); Bo Rather (1978); Jeff Groth (1979); Mark Duper (1982-87); *Eddie Chavis (1987); Mark Duper (1987-92); Ronnie Williams (1993-95); Lamar Thomas (1996-00); Desmond Clark (2002); Donald Lee (2003-04); Will Heller (2005); Jason Rader (2006); Kory Sperry (2009)
- 86 – Mel Branch (1966-68); Vern Den Herder (1971); Marlin Briscoe (1972-74); Freddie Solomon (1975-77); Ronnie Lee (1979-82); John Chesley (1984); *George Farmer (1987); Fred Banks (1987-90); Dennis McKinnon (1990); Fred Banks (1990-93); Eric Green (1995); Brett Carolan (1996); Qadry Ismail (1997); Oronde Gadsden (1998-03); Marty Booker (2004-07)
- 87 – John Roderick (1966-67); Jim Mertens (1969); Willie Richardson (1970); Andre Tillman (1974-78); Dan Johnson (1983-87); *Rich Siler (1987); *David Lewis (1987); James Pruitt (1990); Charles Henry (1991); Mike Williams (1991-95); Kirby Dar Dar (1996); Yatil Green (1997-99); Bert Emanuel (2000); Dedic Ward (2001-02); Lorenzo Diamond (2005); Justin Peelle (2006-07)
- 88 – LaVerne Torczon (1966); Jim Mandich (1970-77); Elmer Bailey (1980-81); Vince Heflin (1982-85); Brian Kinchen (1988-90); Joel Williams (1987); Arthur Cox (1991); Walter Stanley (1991); Keith Jackson (1992-94); Joe Planansky (1995); Charles Jordan (1996-98); Nate Jacquet (1998-99); Jeff Ogden (2000-01); Desmond Clark (2002); Cris Carter (2002); Derrius Thompson (2003-04); Cliff Russell (2005-06); David Martin (2007-08)

- 89 – Karl Noonan (1966-71); Nat Moore (1974-86); *Leland Douglas (1987); David Lewis (1987); Tony Martin (1989-93); Randal Hill (1995-96); Ed Perry (1997-04); Alex Holmes (2005); Tim Massaquoi (2006); Sean Ryan (2008)
- 90 – Bill Cronin (1966); Andy Hendel (1986); Eric Kumerow (1988-90); Marco Coleman (1992-95); Adewale Ogunleye (2000-01); Rob Burnett (2002-03); Jeff Zgonina (2004-06); Rodrigue Wright (2007-08); Ryan Baker (2009)
- 91 – Ed Judie (1984); Mack Moore (1985-86); Fred Robinson (1986); *Victor Morris (1987); Jeff Cross (1988-95); Lorenzo Bromell (1998-01); Jay Williams (2002-04); Vonnie Holliday (2005-08); Cameron Wake (2009)
- 92 – *Laz Chavez (1987); Nate Hill (1988); David Griggs (1989-93); Daryl Gardener (1996-01); Jeff Zgonina (2003); John Denney (2007-09)
- 93 – *Charles Bennett (1987); Cliff Odum (1990-93); William Gaines (1994); Trace Armstrong (1995-00); Adewale Ogunleye (2002-03); Mario Monds (2004); Kevin Carter (2005-06); Akbar Gbaja-Biamila (2007); Rob Ninkovich (2007-08); Quentin Moses (2009)
- 94 – Larry Kolic (1986); *Tim Pidgeon (1987); Greg Mark (1990); Craig Veasey (1993-94); Steve Emtman (1995-96); Jermaine Haley (2000-02); Dario Romero (2003-04); Keith Traylor (2005-07); Randy Starks (2008-09)
- 95 – T.J. Turner (1986-92); Tim Bowens (1994-04); Dan Wilkinson (2006); Chase Page (2007); Jason Ferguson (2008-09)
- 96 – Sanders Shiver (1985); David Marshall (1987); Alfred Oglesby (1990-92); Mike Golic (1993); Norman Hand (1995); Daniel Stubbs (1996-98); Rich Owens (1999-00); David Bowens (2001-06); Paul Soliai (2007-09)
- 97 – John Bosa (1987-89); Jeff Hunter (1992-93); Tyoka Jackson (1994); Aaron Jones (1996); Ernest Grant (2000-01); John Denney (2005-06); Phillip Merling (2008-09)
- 98 – Jackie Cline (1987-89); Shawn Lee (1990-91); Norman Hand (1996); Antoine Simpson (1999); Damian Gregory (2001); Henry Taylor (2001); Bryan Robinson (2004); Matt Roth (2005-09)
- 99 – Jimmy Hines (1969); George Little (1985-87); Rick Graf (1988-90); Chuck Klingbeil (1991-95); Jason Taylor (1997-07, 2009)

* - replacement player

ALL-TIME DRAFT CHOICES

(**Boldface** indicates appearance on Dolphins' active roster at some point in their career)

1966 EXPANSION DRAFT

FROM BOSTON		
Eddie Wilson	QB	Arizona
Billy Neighbors	G	Alabama
Ross O'Hanley	S	Boston College
Jack Rudolph	LB	Georgia Tech
FROM BUFFALO		
Billy Joe	FB	Villanova
Bo Roberson	WR	Cornell
x-Jim Davidson	T	Ohio State
Howard Simpson	DT	Auburn
FROM DENVER		
John McGeever	S	Auburn
Ed Cooke	DE	Maryland
Tom Erlandson	LB	Washington St.
Tom Nomina	DT	Miami (Ohio)
FROM HOUSTON		
Norm Evans	T	Texas Christian
Tom Goode	C	Miss. State
Jack Spikes	FB	Texas Christian
Maxie Williams	T	SE Louisiana
FROM KANSAS CITY		
Al Dotson	DT	Grambling
Mel Branch	DE	Louisiana St.
Frank Jackson	WR	So. Methodist
Ron Caveness	LB	Arkansas
FROM NEW YORK JETS		
Wahoo McDaniel	LB	Oklahoma
Willie West	S	Oregon
Mike Hudock	C	Miami (Fla.)
LaVerne Torczon	DE	Nebraska

FROM OAKLAND

Rich Zecher	DT	Utah State
Dick Wood	QB	Auburn
Ken Rice	G	Auburn
Gene Mingo	K	No College
FROM SAN DIEGO		
Dave Kocourek	TE	Wisconsin
Ernie Park	G	MacMurray
Jimmy Warren	CB	Illinois
Dick Westmoreland	CB	N.C. A&T

x-retired

1966

1a	x-Jim Grabowski (1)	RB	Illinois
1b	Rick Norton (2)	QB	Kentucky
2	Frank Emanuel (11)	LB	Tennessee
3	x-Larry Gagner (20)	G	Florida
4	x-Dick Leftridge (29)	RB	West Virginia
5	Grady Bolton (38)	DT	Miss. St.
6	x- Ed Weisacosky (47)	LB	Miami (Fla.)
7	x-Don Hansen (56)	LB	Illinois
8	Bob Petrella (65)	S	Tennessee
9	x-Bill Matan (74)	DE	Kansas St.
10	x-Pat Killorin (83)	C	Syracuse
11	Sam Price (92)	RB	Illinois
12	Howard Twilley (101)	WR	Tulsa
13	x-Ken Kramer (110)	TE	Minnesota
14	Phil Scoggin (119)	P	Texas A&M
15	Jerry Oliver (128)	T	SW Texas
16	Don Lorenz (137)	DE	Stephen F. Austin
17	x-Mike Bender (146)	G	Arkansas
18	x-Rick Kestner (155)	E	Kentucky

19	Doug Moreau (164)	TE	Louisiana St.
20	Jon Tooker (173)	CB	Adams State

x-signed with National Football League

16	Henry Still (416)	DT	Bethune-Cookman
17	Bill Nemeth (442)	C	Arizona

x - taxi squad '68 y - pro baseball

1966 REDSHIRTED DRAFT

1	John Roderick	WR	So. Methodist
2	Harold Fulford	WR	Auburn
3	Jack Clancy	WR	Michigan
4	x-Jim Mankins	RB	Florida St.
5	x-Fritz Greenlee	TE	Arizona
6	Bill Darnall	WR	North Carolina
7	Don Williams	DE	Wofford
8	Jon Brittenum	QB	Arkansas
9	x-Craig Baynham	WR	Georgia Tech
10	x-Randy Winkler	T	Tarleton St.
11	Kai Anderson	C	Illinois

x-signed with National Football League

1967

1	Bob Griese (4)	QB	Purdue
2	Jim Riley (29)	DT	Oklahoma
3	TO DENVER for Cookie Gilchrist (58)		
4	Bob Greenlee (84)	DE	Yale
5a	TO DENVER for Cookie Gilchrist (110)		
5b	x- Gary Tucker (129)	RB	Chattanooga
	(from Buffalo for Jack Spikes)		
6	Bud Norris (138)	TE	Washington St.
7	Larry Seiple (163)	P/RB	Kentucky
8	TO OAKLAND for Bill Cronin (186)		
9	John Richardson (216)	DT	UCLA
10	Tom Beier (241)	S	Miami (Fla.)
11	Jack Pyburn (266)	T	Texas A&M
12a	y-Stan Juk (294)	LB	South Carolina
12b	y-Jim Whitaker (295)	CB	Missouri
	(from Denver for Jerry Oliver)		
13	TO BUFFALO for George Wilson, Jr. (318)		
14	Charlie Stikes (344)	CB	Kent State
15	Jake Ferro (372)	LB	Youngstown
16	Maurice Calhoun (397)	RB	Central Ohio
17	Larry Kissam (422)	T	Florida St.

x-taxi squad '67

y-entered medical school

1968

1a	Larry Csonka (8)	RB	Syracuse
1b	Doug Crusan (27)	T	Indiana
	(from Cincinnati for John Stofa)		
2a	Jim Keyes (35)	LB	Mississippi
2b	Jim Cox (54)	TE	Miami (Fla.)
	(from Cincinnati for John Stofa)		
3a	Jim Urbanek (62)	DT	Mississippi
3b	Dick Anderson (73)	S	Colorado
	(from San Diego for John Brittenum)		
4	TO DENVER for John Bramlett (91)		
5	Jim Kiick (118)	RB	Wyoming
6a	Kim Hammond (142)	QB	Florida St.
	(from Denver in 7-man deal)		
6b	x- Jimmy Hines (146)	WR	Texas Southern
7	x- John Boynton (172)	T	Tennessee
8a	TO N.Y. JETS for Archie Roberts (200)		
8b	Randall Edmunds (217)	LB	Georgia Tech
	(from Oakland for Dave Kocourek)		
9a	Sam McDowell (226)	T	SW Missouri
9b	y-Tom Paciorek (240)	CB	Houston
	(from Houston for Billy Anderson)		
10	Joe Mirto (253)	T	Miami (Fla.)
11	Cornelius Cooper (280)	DE	Prairie View
12	Paul Paxton (307)	T	Akron
13	Bob Joswick (334)	DE	Tulsa
14	Ray Blunk (362)	TE	Xavier
15	Ken Corbin (388)	LB	Miami (Fla.)

1969

1	Bill Stanfill (11)	DE	Georgia
2	Bob Heinz (37)	DT	Pacific
3	Mercury Morris (63)	RB	West Texas State
4	Norm McBride (89)	LB	Utah
5a	Willie Pearson (115)	WR	N.C. A&T
5b	Karl Kremser (128)	K	Tennessee
	(from Oakland for John Roderick)		
6	Ed Tuck (141)	G	Notre Dame
7a	John Egan (167)	C	Boston College
7b	John Kulka (174)	G	Penn State
	(from San Diego for Tom Erlandson)		
8	Bruce Weinstein (193)	TE	Yale
9	Jesse Powell (219)	LB	West Texas State
10	Jim Mertens (245)	TE	Fairmont St.
11	Mike Berdis (271)	DT	N. Dakota St.
12	Dale McCullers (297)	LB	Florida St.
13	Amos Ayres (323)	S	Arkansas AM & N
14	Glynn Thompson (349)	DT	Troy State
15	Chick McGeehan (375)	WR	Tennessee
16	Lloyd Mumphord (401)	CB	Texas Southern
17	Tom Krallman (427)	DE	Xavier

1970

1	TO CLEVELAND for Paul Warfield (3)		
2	Jim Mandich (29)	TE	Michigan
3	Tim Foley (55)	CB	Purdue
4	Curtis Johnson (81)	CB	Toledo
5	TO NEW ENGLAND in Buoniconti deal (107)		
6	Dave Campbell (132)	DE	Auburn
7	Jake Scott (159)	S	Georgia
8	Narvel Chavers (185)	RB	Jackson St.
9	Hubert Ginn (211)	RB	Florida A&M
10	Dick Nittinger (237)	G	Tampa
11	Brownie Wheless (263)	DT	Rice
12	Mike Kolen (289)	LB	Auburn
13	Dave Buddington (315)	RB	Springfield
14	Gary Brackett (341)	G	Holy Cross
15	Pat Hausar (367)	WR	East Tenn.
16	Charles Williams (393)	G	Tennessee St.
17	George Myles (419)	DT	Morris Brown

1971

1	TO BALTIMORE for Don Shula (22)		
2	Otto Stowe (47)	WR	Iowa State
3	Dale Farley (74)	LB	West Virginia
4	x-Joe Theismann (99)	QB	Notre Dame
5	TO PITTSBURGH for Willie Richardson (126)		
6	Dennis Coleman (151)	LB	Mississippi
7	Ron Dickerson (178)	CB	Kansas St.
8	TO PITTSBURGH for Bob DeMarco (203)		
9	Vern Den Herder (230)	DE	Central Iowa
10	Ron Maree (255)	DT	Purdue
11	Vic Surma (282)	T	Penn State
12	Leroy Byars (307)	RB	Alcorn A&M
13	Lonnie Hepburn (333)	CB	Texas Southern
14	David Vaughn (359)	TE	Memphis St.
15	Bob Richards (385)	G	California
16	Chris Myers (410)	WR	Kenyon
17	Curt Mark (437)	LB	Maryville, N.D.

x-signed with Canadian Football League

1972

1	x-Mike Kadish (25)	DT	Notre Dame
2	TO CLEVELAND for Bob Matheson (51)		
3	Gary Kosins (77)	RB	Dayton

4a	Larry Ball (91)	DE	Louisville
	(from San Diego for Carl Mueck)		
4b	Al Benton (103)	T	Ohio Univ.
5	Charlie Babb (129)	S	Memphis St.
6	y-Ray Nettles (155)	LB	Tennessee
7a	Bill Adams (161)	G	Holy Cross
	(from Demer for John Stofa)		
7b	Calvin Harrell (180)	RB	Arkansas St.
8	Garrett Curry (207)	QB	Minnesota
9	Greg Johnson (233)	CB	Wisconsin
10	TO HOUSTON for Russell Price (259)		
11	Ed Jenkins (285)	WR	Holy Cross
12	Ashley Ball (311)	TE	Purdue
13	Archy Robinson (337)	CB	Hillsdale
14	Willie Jones (362)	LB	Tampa
15	Bill Davis (389)	DT	Wm. & Mary
16	Al Hannah (415)	WR	Wisconsin
17	Vern Brown (441)	S	Western Mich.

x-taxi squad '72 y-signed with Canadian Football League

1973

1	TO BUFFALO for Marlin Briscoe (26)		
2	x-Chuck Bradley (52)	C	Oregon
3	Leon Gray (78)	T	Jackson St.
4	Bo Rafter (104)	WR	Michigan
5a	y- Don Strock (111)	QB	Virginia Tech
	(from Buffalo in Frank Cornish deal)		
5b	Dave McCurry (130)	CB	Iowa State
6	Ed Newman (156)	G	Duke
7a	Kevin Reilly (160)	LB	Villanova
	(from New England for Wayne Mass)		
7b	Ben Shephard (163)	RB	Arkansas Tech
	(from New England for Bill Griffin)		
7c	Willie Hatter (178)	WR	Northern Ill.
	(from Cleveland for Bob DeMarco)		
7d	Tom Smith (182)	RB	Miami (Fla.)
8	Archie Pearmon (206)	DE	N.E. Oklahoma
9	Karl Lorch (234)	DE	Southern Cal.
10	Ron Fernandes (260)	DE	Eastern Mich.
11	Chris Kete (286)	G	Boston College
12	Mike Mullen (312)	LB	Tulane
13	Joe Booker (338)	RB	Miami (Ohio)
14	Greg Boyd (364)	RB	Arizona
15	Bill Palmer (389)	TE	St. Thomas
16	James Jackson (416)	DE	Norfolk St.
17	Charley Wade (442)	WR	Tennessee St.

x-injured reserve '73 y-taxi squad '73

1974

1	Don Reese (26)	DE	Jackson St.
2a	y- Andre Tillman (38)	TE	Texas Tech
	(from Green Bay for Jim Del Gaizo)		
2b	Benny Malone (47)	RB	Arizona St.
	(from Dallas in Otto Stowe deal)		
2c	Jeris White (52)	CB	Hawaii
3	Nat Moore (78)	WR	Florida
4	x-Bill Stevenson (104)	DT	Drake
5	x-Cleveland Vann (130)	LB	Oklahoma St.
6a	Randy Crowder (136)	DT	Penn State
	(from Baltimore in Hubert Ginn deal)		
6b	x-Bob Wolfe (156)	T	Nebraska
7a	Carl Swierc (164)	WR	Rice
	(from New Orleans for Jeff White)		
7b	Joe Sullivan (182)	T	Boston College
8	Mel Baker (206)	WR	Texas Southern
9a	Tom Wickert (212)	T	Washington St.
	(from Chicago for Dave McCurry)		
9b	x-Bob Lally (234)	LB	Cornell
10	x-Gary Valbuena (260)	QB	Tennessee
11	Gerry Roberts (286)	DE	UCLA
12	Jim Revels (312)	S	Florida

13	x- Clayton Heath (338)	RB	Wake Forest
14	Sam Johnson (364)	LB	Arizona St.
15	Larry Cates (390)	CB	Western Mich.
16	Jesse Wolf (416)	DT	Prairie View
17	Ken Dickerson (442)	CB	Tuskegee

x-signed with World Football League y-injured reserve '74

1975

1	Darryl Carlton (23)	T	Tampa
2a	Fred Solomon (36)	WR	Tampa
	(from Green Bay for Jim Del Gaizo)		
2b	Stan Winfrey (49)	RB	Arkansas St.
3	Gerald Hill (75)	LB	Houston
4	Bruce Elia (100)	LB	Ohio State
5a	Morris Owens (106)	WR	Arizona St.
	(from N.Y. Giants for Henry Stuckey)		
5b	Barry Hill (127)	S	Iowa State
6a	Steve Towle (143)	LB	Kansas
	(from N.Y. Jets for Larry Woods)		
6b	TO N.Y. JETS for John Mooring (153)		
7	Phillip Kent (179)	RB	Baylor
8	Barney Crawford (205)	DT	Harding
9	James Wilson (231)	G	Clark
10a	Clyde Russell (239)	RB	Oklahoma
	(from Chicago for Charley Wade)		
10b	Joe Jackson (256)	TE	Penn State
	(from Washington for Howard Kindig)		
10c	Joe Danelo (257)	K	Washington St.
11	John Dilworth (283)	CB	NW St. (La.)
12	Joe Yancey (309)	T	Henderson
13	Leonard Isabel (334)	WR	Tulsa
14a	James Lewis (338)	CB	Tennessee St.
	(from N.Y. Giants for Ed Jenkins)		
14b	Jack Graham (361)	QB	Colorado St.
15	Skip Johns (387)	RB	Carson-Newman
16	Vernon Smith (413)	C	Georgia
17	Dwaine Copeland (439)	RB	Middle Tenn.

1976

1a	Larry Gordon (17)	LB	Arizona St.
	(from Washington for Joe Theismann)		
1b	x- Kim Bokamper (18)	LB	San Jose St.
2	Loaird McCreary (49)	TE	Tennessee St.
3	Duriel Harris (80)	WR	New Mexico St.
4a	Melvin Mitchell (96)	G	Tennessee St.
	(from Detroit for Larry Ball)		
4b	TO PHILADELPHIA for Norm Bulaich (111)		
5	TO DETROIT with Larry Ball (145)		
6	Gary Davis (174)	RB	Cal Poly-SLO
7a	Joe Ingersoll (185)	G/T	Neu.-Las Vegas
	(from New Orleans for Mel Baker)		
7b	Johnny Owens (200)	DE	Tennessee St.
8	Bob Simpson (230)	DT	Colorado
9	y- Norris Thomas (257)	CB	Southern Miss.
10a	Gary Fencik (281)	S	Yale
	(from Washington for Karl Lorch)		
10b	Don Testerman (282)	RB	Clemson
11	Dexter Pride (312)	RB	Minnesota
12a	Randy Young (338)	T	Iowa State
12b	Darryl Brandford (341)	DT	Northwestern
	(from St. Louis for Rodrigo Barnes)		
13	Bernie Head (366)	C	Tulsa
14	Bob Gissler (395)	LB	S. Dakota St.
15	Ron Holmes (423)	RB	Utah State
16	Mike Green (450)	P/WR	Ohio Univ.
17	z-Jeff Grantz (480)	QB	South Carolina

x-injured reserve '76 y-quit camp '76, active roster '77 z-remained at South Carolina as coach

1977

1	A.J. Duhe (13)	DE	Louisiana St.
---	-----------------------	----	---------------

2	Bob Baumhower (40)	DT	Alabama
3a	TO HOUSTON for Ken Ellis (70)		
3b	Mike Watson (71)	T	Miami (Ohio)
	(from Chicago for Bo Rather)		
4	TO WASHINGTON in Jake Scott deal (97)		
5a	Mike Michel (113)	P/K	Stanford
	(from Tampa Bay for Ray Nettles' rights)		
5b	Leroy Harris (123)	RB	Arkansas St.
6	TO N.Y. GIANTS for Andy Selfridge (153)		
7	Bruce Herron (180)	LB	New Mexico
8	Horace Perkins (207)	CB	Colorado
9	Robert Turner (237)	RB	Oklahoma St.
10	Mark Carter (264)	T	Eastern Mich.
11	John Alexander (291)	DE	Rutgers
12	Terry Anderson (321)	WR	Bethune-Cookman

1978

1	TO SAN FRAN. in Delvin Williams deal (24)		
2	Guy Benjamin (51)	QB	Stanford
3a	Lyman Smith (64)	DT	Duke
	(from N.Y. Giants for Larry Csonka)		
3b	Jimmy Cefalo (81)	WR	Penn State
4a	Gerald Small (93)	CB	San Jose St.
	(from Cleveland for Paul Warfield)		
4b	Eric Laakso (106)	T	Tulane
5a	Ted Burgmeier (111)	S	Notre Dame
	(from Tampa Bay for Jeris White)		
5b	TO SAN FRAN. in Delvin Williams deal (133)		
6	Doug Betters (163)	DE	Nevada-Reno
7a	Karl Baldischwiler (178)	T	Oklahoma
	(from Cleveland for Paul Warfield)		
7b	Lloyd Henry (190)	WR	NE Missouri
8	Sean Clancy (217)	LB	Amherst
9	Bruce Hardy (247)	TE	Arizona St.
10	x-Mark Dennard (274)	C	Texas A&M
11	TO SEATTLE for Carl Barisich (301)		
12a	Mike Moore (331)	RB	Middle Tenn.
12b	Bill Kenney (333)	QB	Northern Colo.
	(from Denver for Jim Kiick)		

x-injured reserve '78

1979

1	Jon Giesler (24)	T	Michigan
2	Jeff Toews (53)	G	Washington
3a	Tony Nathan (61)	RB	Alabama
	(from Tampa Bay for Randy Crowder)		
3b	Mel Land (63)	LB	Michigan St.
	(from N.Y. Giants for Larry Csonka)		
3c	Ronnie Lee (65)	TE	Baylor
	(from New Orleans for Don Reese)		
3d	TO ATLANTA for Ralph Ortega (79)		
4	Steve Howell (107)	RB	Baylor
5	Don Bessillieu (134)	S	Georgia Tech
6	Steve Lindquist (162)	G	Nebraska
7	Uwe von Schamann (189)	K	Oklahoma
8a	Jeff Groth (206)	WR	Bowling Green
	(from Washington for Jim Mandich)		
8b	Glenn Blackwood (215)	S	Texas
	(from Denver for Jim Kiick)		
8c	TO TAMPA BAY for Council Rudolph (217)		
9	Jeff Weston (244)	DT	Notre Dame
10a	Jerome Stanton (258)	CB	Michigan St.
	(from Detroit for Karl Baldischwiler)		
10b	Mike Kozlowski (272)	S	Colorado
11	Mike Blanton (299)	DE	Georgia Tech
12	Larry Fortner (327)	QB	Miami (Ohio)

1980

1	Don McNeal (21)	CB	Alabama
2	Dwight Stephenson (48)	C	Alabama

3	Bill Barnett (75)	DE	Nebraska
4	Elmer Bailey (100)	WR	Minnesota
5	TO WASHINGTON in Benny Malone deal (132)		
6	Eugene Byrd (158)	WR	Michigan St.
7	Joe Rose (186)	TE	California
8a	Jeff Allen (212)	CB	Calif.-Davis
8b	David Woodley (214)	QB	Louisiana St.
	(from Washington for Jim Mandich)		
9	Mark Goodspeed (239)	T	Nebraska
10a	Doug Lantz (271)	C	Miami (Ohio)
10b	Ben Long (272)	LB	South Dakota
	(from Philadelphia, past considerations)		
11a	Phil Driscoll (279)	DE	Mankato St.
	(from San Francisco for Charles Cornelius)		
11b	TO PHILADELPHIA, past considerations (298)		
12	Chuck Stone (325)	G	N. Carolina St.

1981

1	x-David Overstreet (13)	RB	Oklahoma
2a	TO LOS ANGELES in Bob Brudzinski deal (43)		
2b	Andra Franklin (56)	FB	Nebraska
	(from Los Angeles in Bob Brudzinski deal)		
3	TO LOS ANGELES in Bob Brudzinski deal (69)		
4a	Sam Greene (84)	WR	Nev.-Las Vegas
	(from New Orleans for Guy Benjamin)		
4b	Brad Wright (96)	QB	New Mexico
5a	Ken Poole (126)	DE	NE Louisiana
5b	Tom Vigorito (138)	RB	Virginia
	(from Philadelphia for Leroy Harris)		
6a	x-Mack Moore (152)	DE	Texas A&M
6b	Fulton Walker (154)	CB	West Virginia
	(from Minnesota in Jim Langer deal)		
7	Mike Daum (179)	T	Cal Poly-SLO
8	y-William Judson (206)	CB	S. Carolina St.
9	John Noonan (235)	WR	Nebraska
10	Steve Folsom (261)	TE	Utah
11	Jim Jensen (291)	QB	Boston Univ.
12	John Alford (318)	DT	S. Carolina St.

x-signed with Canadian Football League

y-injured reserve '81

1982

1	Roy Foster (24)	G/T	Southern Cal
2	Mark Duper (52)	WR	NW St. (La.)
3	Paul Lankford (80)	CB	Penn State
4	Charles Bowser (108)	LB	Duke
5a	Bob Nelson (120)	DT	Miami (Fla.)
	(from Minnesota in Jim Langer deal)		
5b	Rich Diana (136)	FB	Yale
6a	Thomas Tutson (161)	CB	S. Carolina St.
	(from San Diego for George Roberts)		
6b	Ron Hester (164)	LB	Florida St.
7a	Dan Johnson (170)	TE	Iowa State
	(from New Orleans for Guy Benjamin)		
7b	Larry Cowan (192)	RB	Jackson St.
8	Tate Randle (220)	S	Texas Tech
9a	Steve Clark (239)	DE	Utah
	(from Detroit for Steve Towle)		
9b	Mack Boatner (248)	RB	SE Louisiana
10a	Robin Fisher (271)	LB	Florida
	(from Philadelphia for Steve Howell)		
10b	Wayne Jones (276)	C/T	Utah
11	Gary Crum (303)	T	Wyoming
12	Mike Rodrigue (331)	WR	Miami (Fla.)

1983

1	Dan Marino (27)	QB	Pittsburgh
2	Mike Charles (55)	DT	Syracuse
3a	Charles Benson (76)	DE	Baylor
	(from Houston in '83 draft trade-up)		
3b	TO HOUSTON in '83 draft trade-up (83)		

4	TO L.A. RAMS for Eddie Hill (111)		
5	TO HOUSTON in '83 draft trade-up (139)		
6	Reggie Roby (167)	P	Iowa
7	Keith Woetzel (195)	LB	Rutgers
8	Mark Clayton (223)	WR	Louisville
9	Mark Brown (250)	LB	Purdue
10	Anthony Reed (278)	RB	S. Carolina St.
11	Joe Lukens (306)	G	Ohio State
12	x-Anthony Carter (334)	WR	Michigan

x-previously had signed with United States Football League

1984

1a	Jackie Shipp (14)	LB	Oklahoma
	(from Buffalo in '84 draft trade-up)		
1b	TO BUFFALO in '84 draft trade-up (26)		
2	Jay Brophy (53)	LB	Miami (Fla.)
3a	TO BUFFALO in '84 draft trade-up (79)		
	(from Pittsburgh in David Woodley deal)		
3b	TO BUFFALO in '84 draft trade-up (82)		
4	Joe Carter (109)	RB	Alabama
5	Dean May (138)	QB	Louisville
6	Rowland Tatum (165)	LB	Ohio State
7	Bernard Carvalho (194)	G/T	Hawaii
8	x-Ron Landry (221)	FB	McNeese St.
9	Jim Boyle (250)	G/T	Tulane
10	John Chesley (277)	TE	Oklahoma St.
11	Bud Brown (305)	S	Southern Miss.
12a	William Devane (320)	DT	Clemson
12b	Mike Weingrad (333)	LB	Illinois
	(from San Francisco for Tom Orosz)		

x-injured reserve '84

1984 USFL SUPPLEMENTAL DRAFT

1	Danny Knight (26)	WR	Mississippi State
	(from N.J. Generals)		
2	Dewey Forte (53)	DE	Bethune-Cookman
	(from L.A. Express)		
3	Duan Hanks (82)	WR	Stephen F. Austin
	(from Philadelphia Stars)		

1985

1	Lorenzo Hampton (27)	RB	Florida
2	TO SAN DIEGO for Pete Johnson (55)		
3a	George Little (65)	DT	Iowa
	(from Philadelphia for Mark Dennard)		
3b	Alex Moyer (83)	LB	Northwestern
4a	Mike Smith (91)	CB	Texas-El Paso
	(from Cleveland for Duriel Harris)		
4b	Jeff Dellenbach (111)	T	Wisconsin
5	TO DENVER for Larry Evans (139)		
6a	George Shorthose (145)	WR	Missouri
	(from Atlanta in Gerald Small deal)		
6b	Ron Davenport (167)	FB	Louisville
7	Fuad Reveiz (195)	K	Tennessee
8	Dan Sharp (223)	TE	Texas Christian
9	Adam Hinds (251)	S	Oklahoma St.
10	Mike Pendleton (279)	CB	Indiana
11	Mike Jones (307)	RB	Tulane
12	Ray Noble (335)	CB	California

1986

1	TO TAMPA BAY in Hugh Green deal (25)		
2a	TO TAMPA BAY in Hugh Green deal (40)		
	(from Minnesota in Anthony Carter deal)		
2b	John Offerdahl (52)	LB	Western Michigan
3	T.J. Turner (81)	DT	Houston
4	James Pruitt (107)	WR	Cal-State Fullerton
5	Kevin Wyatt (136)	CB	Arkansas
6	Brent Sowell (163)	DT	Alabama
7	Larry Kolic (193)	LB	Ohio State

8	John Stuart (218)	T	Texas
9	Reyna Thompson (247)	CB	Baylor
10	Jeff Wickersham (274)	QB	Louisiana St.
11	Arnold Franklin (303)	TE	No. Carolina
12	Rickey Isom (329)	FB	N. Carolina St.

1987

1a	TO MINNESOTA in '87 draft trade-down (14)		
1b	John Bosa (16)	DE	Boston College
	(from Minnesota in '87 draft trade-down)		
2a	Rick Graf (43)	LB	Wisconsin
2b	Scott Schwedes (56)	WR	Syracuse
	(from N.Y. Giants through St. Louis		
	in '87 draft trade-up)		
3	TO ST. LOUIS in '87 draft trade-up (70)		
4	Troy Stadford (99)	RB	Boston College
5a	TO ST. LOUIS in '87 draft trade-up (126)		
5b	TO KANSAS CITY in '87 draft trade-down (128)		
	(from Minnesota in '87 draft trade-down)		
5c	Chris Conlin (132)	T/G	Penn State
	(from Kansas City in '87 draft trade-down)		
6	Lance Sellers (155)	LB	Boise State
7	Tom Brown (182)	FB	Pittsburgh
8a	Joel Williams (210)	TE	Notre Dame
8b	Mark Dennis (212)	T	Illinois
	(from Kansas City in '87 draft trade-down)		
9	Tim Pidgeon (237)	LB	Syracuse
10	Bobby Taylor (266)	CB	Wisconsin
11	Terance Mann (293)	DE	So. Methodist
12	x-Jim Karsatos (322)	QB	Ohio State

x-injured reserve '87

1988

1	Eric Kumerow (16)	DE	Ohio State
2	Jarvis Williams (42)	S	Florida
3	Ferrell Edmunds (73)	TE	Maryland
4	Greg Johnson (99)	T	Oklahoma
5	Rodney Thomas (126)	CB	Brigham Young
6a	x-Melvin Bratton (153)	FB	Miami (Fla.)
6b	George Cooper (156)	FB	Ohio State
	(from Minnesota for Greg Koch)		
7	Kervin Bell (180)	QB	Florida
8a	Harry Galbreath (212)	G	Tennessee
8b	Louis Cheek (220)	T	Texas A&M
	(from Denver for Larry Lee)		
9	Jeff Cross (239)	DE	Missouri
10	Artis Jackson (266)	DT	Texas Tech
11	Tom Kelleher (292)	FB	Holy Cross
12	Brian Kinchen (320)	TE	Louisiana St.

x-injured/unsigned '88

1989

1a	Sammie Smith (9)	RB	Florida State
1b	Louis Oliver (25)	S	Florida
	(from Chicago in '89 draft trade-up)		
2	TO CHICAGO in '89 draft trade-up (36)		
3	TO CHICAGO in '89 draft trade-up (65)		
4	David Holmes (92)	CB	Syracuse
5	Jeff Uhlenhake (121)	C	Ohio State
6	Wes Pritchett (147)	LB	Notre Dame
7	Jim Zdelar (176)	T	Youngstown St.
8	Pete Stoyanovich (203)	K	Indiana
9	x-Dana Batiste (232)	LB	Texas A&M
10a	Deval Glover (259)	WR	Syracuse
10b	Greg Ross (275)	DT	Memphis State
	(from Minnesota for Greg Koch)		
11	y-Bert Weidner (288)	DT	Kent State
12	J.B. Brown (315)	CB	Maryland

x-injured reserve '89 y-developmental squad '89

1990			
1	Richmond Webb (9)	T	Texas A&M
2	Keith Sims (39)	G	Iowa State
3	Alfred Oglesby (66)	NT	Houston
4	Scott Mitchell (93)	QB	Utah
5a	TO DALLAS for Scott Secules (120)		
5b	x-Leroy Holt (137)	FB	Southern Cal (from Washington in '90 draft trade-up)
6	y-Sean Vanhorne (151)	CB	Howard
7	TO CLEVELAND in '90 draft trade-down (178)		
8	Thomas Woods (205)	WR	Tennessee
9	Phil Ross (231)	TE	Oregon State
10	TO WASHINGTON in '90 draft trade-up (262)		
11	TO SAN FRANCISCO in Tim McKyer deal (289)		
12	Bobby Harden (315)	S	Miami (Fla.)
		x-injured reserve '90	y-physically unable to perform '90

1991			
1	Randal Hill (23)	WR	Miami (Fla.)
2	TO SAN FRANCISCO in Tim McKyer deal (45)		
3a	Aaron Craver (60)	RB	Fresno State (from Atlanta in Tim McKyer deal)
3b	TO HOUSTON for John Grimsely (79)		
4	TO WASHINGTON in '90 trade-up (103)		
5a	Bryan Cox (113)	LB	Western Illinois (from Cleveland in '90 trade-down)
5b	Gene Williams (121)	G	Iowa State (from Green Bay in '91 draft trade-up)
5c	TO GREEN BAY in '91 draft trade-up (135)		
6	TO GREEN BAY in '91 draft trade-up (164)		
7	Chris Green (191)	CB	Illinois
8	Roland Smith (220)	CB	Miami (Fla.)
9	Scott Miller (246)	WR	UCLA
10	Michael Titley (275)	TE	Iowa
11	Ernie Rogers (302)	T	California
12	Joe Brunson (331)	DT	Chattanooga

1992			
1a	Troy Vincent (7)	CB	Wisconsin (from Phoenix for Randal Hill)
1b	Marco Coleman (12)	LB	Georgia Tech
2	x-Eddie Blake (43)	G	Auburn
3	Larry Webster (70)	DE	Maryland
4	Dwight Hollier (97)	LB	North Carolina
5	Christopher Perez (124)	T	Kansas
6	Roosevelt Collins (155)	LB	Texas Christian
7a	TO ATLANTA in '92 draft trade-down (182)		
7b	TO L.A. RAIDERS in '92 draft trade-down (185) (from Atlanta in '92 draft trade-down)		
7c	Dave Moore (191)	TE	Pittsburgh (from L.A. Raiders in '92 draft trade-down)
8	Andre Powell (209)	LB	Penn State
9	Tony Tellington (236)	CB	Youngstown St.
10	Raoul Spears (267)	RB	Southern Cal
11a	Lee Miles (294)	WR	Baylor
11b	Mark Barsotti (296)	QB	Fresno State (from L.A. Raiders in '92 draft trade-down)
12a	Milton Biggins (322)	TE	West. Kentucky
12b	Kameno Bell (328)	RB	Illinois (from Atlanta in '92 draft trade-down)
x - Non Football Injury '92			

1993			
1	O.J. McDuffie (25)	WR	Penn State
2	TO NEW ENGLAND in Irving Fryar deal (52)		
3	Terry Kirby (78)	RB	Virginia
4	Ronnie Bradford (105)	CB	Colorado
5	Chris Gray (132)	T	Auburn
6	Robert O'Neal (164)	S	Clemson
7	David Merritt (191)	LB	N. Carolina St.

8 Dwayne Gordon (218) LB New Hampshire

1994			
1a	TO GREEN BAY in '94 trade-down (16)		
1b	Tim Bowens (20)	DT	Mississippi (from Green Bay in '94 draft trade-down)
2a	Aubrey Beavers (54)	LB	Oklahoma
2b	Tim Ruddy (65)	C	Notre Dame (from Arizona in '94 trade-up)
3	TO ARIZONA in '94 trade-up (89) (from Green Bay in '94 draft trade-down)		
4a	Ronnie Woolfork (112)	LB	Colorado (from Cleveland for G Gene Williams)
4b	TO ARIZONA in '94 trade-up (115) (from San Diego for WR Tony Martin)		
4c	TO ARIZONA in '94 trade-up (121)		
5	William Gaines (147)	DT	Florida
6	Brant Boyer (177)	LB	Arizona
7	Sean Hill (214)	CB	Montana St.

1995			
1	Billy Milner (25)	T	Houston
2a	Andrew Greene (53)	G	Indiana (from Green Bay in Ingram-Jackson deals)
2b	TO CHICAGO in Trace Armstrong deal (56)		
3	TO CHICAGO in Trace Armstrong deal (87)		
4a	TO GREEN BAY in Keith Jackson deal (117) (from Green Bay for Mark Ingram)		
4b	Pete Mitchell (122)	TE	Boston College
5	Norman Hand (158)	DT	Mississippi
6	Jeff Kopp (194)	LB	Southern Cal
7a	Corey Swinson (233)	DT	Hampton
7b	x-Shannon Myers (246)	WR	Lenoir-Rhyne (compensatory pick from NFL)
x - Physically Unable To Perform '95			

1996			
1	Daryl Gardener (20)	DE	Baylor
2a	TO DALLAS in '96 trade-down (49)		
2b	TO JACKSONVILLE in '96 trade-down (60) (from Dallas in '96 trade-down)		
3a	Dorian Brew (79)	CB	Kansas (from Jacksonville in '96 trade-down)
3b	Karim Abdul-Jabbar (80)	RB	UCLA
4a	TO KANSAS CITY in '96 trade-down (98) (from Jacksonville in '96 trade-down)		
4b	TO JACKSONVILLE in '96 trade-down (99) (from Dallas in '96 trade-down)		
4c	Kirk Pointer (113)	CB	Austin Peay (from Kansas City in '96 trade-down)
4d	Stanley Pritchett (118)	FB	South Carolina
4e	LaCurtis Jones (125)	LB	Baylor (from Kansas City in '96 trade-down)
5a	Jerris McPhail (134)	RB	East Carolina (from Jacksonville in '96 trade-down)
5b	Shane Burton (150)	DE	Tennessee (from Jacksonville in '96 trade-down)
5c	Zach Thomas (154)	LB	Texas Tech
6	Shawn Wooden (189)	S	Notre Dame
7a	Jeff Buckley (230)	T	Stanford
7b	Brice Hunter (251)	WR	Georgia (compensatory pick from NFL)

1997			
1	x-Yatil Green (15)	WR	Miami (Fla.)
2	Sam Madison (44)	CB	Louisville
3a	Jason Taylor (73)	DE	Akron
3b	Derrick Rodgers (92)	LB	Arizona State (compensatory pick from NFL)
3c	Ronnie Ward (93)	LB	Kansas (compensatory pick from NFL)

- 3d **Brent Smith** (96) T Mississippi St.
(compensatory pick from NFL)
4a TO ST. LOUIS in '97 trade-down (112)
4b **Jerome Daniels** (121) G Northeastern
(from St. Louis in '97 trade-down)
4c TO OAKLAND in '97 trade-down (123)
(from San Francisco for RB Terry Kirby)
5a TO N.Y. JETS for T James Brown (145)
5b **Barron Tanner** (149) DT Oklahoma
(from Kansas City for K Pete Stoyanovich)
5c **Nicholas Lopez** (157) DE Texas Southern
(from Oakland in '97 trade-down)
6a **John Fiala** (166) LB Washington
(from Oakland in '97 trade-down)
6b **Brian Manning** (170) WR Stanford
(from St. Louis in '97 trade-down)
6c **Mike Crawford** (173) LB Nevada
(from St. Louis in '97 trade-down)
6d **Ed Perry** (177) TE James Madison
7a **Hudhaifa Ismaeli** (203) CB Northwestern
(from Oakland in '97 trade-down)
7b TO KANSAS CITY in '96 trade-down (214)

x - Injured Reserve '97

1998

- 1a TO GREEN BAY in '98 trade-down (19)
1b **John Avery** (29) RB Mississippi
(from Green Bay in '98 trade-down)
2a **Patrick Surtain** (44) CB Southern Miss.
(from Carolina for 1st-round pick in 2000)
2b **Kenny Mixon** (49) DE LSU
2c TO DETROIT in '98 trade-down (60)
(from Green Bay in '98 trade-down)
3a **Brad Jackson** (79) LB Cincinnati
(from Detroit in '98 trade-down)
3b x-**Larry Shannon** (82) WR East Carolina
4a **Lorenzo Bromell** (102) DE Clemson
(from Philadelphia in '98 trade-up)
4b TO PHILADELPHIA in '98 trade-up (112)
5a TO PHILADELPHIA in '98 trade-up (142)
5b **Scott Shaw** (143) G Michigan State
(from Detroit in '98 trade-down)
6a **Nathan Strikwerda** (171) C Northwestern
6b **John Dutton** (172) QB Nevada
(from Detroit in '98 trade-down)
7 **Jim Bundren** (210) G Clemson

x - Injured Reserve '98

1999

- 1a TO SAN FRANCISCO in '99 draft trade-down (24)
1b TO DETROIT in '99 draft trade-down (27)
2a **J.J. Johnson** (39) RB Mississippi State
(from Detroit in '99 draft trade-down)
2b **Rob Konrad** (43) FB Syracuse
(from Kansas City in '99 draft trade-up)
2c TO KANSAS CITY in '99 draft trade-up (54)
3a TO DETROIT in '99 draft trade-down(70)
(from Detroit in '99 draft trade-down)
3b **Grey Ruegamer** (72) C Arizona State
(from Detroit in '99 draft trade-down)
3b TO KANSAS CITY in '99 draft trade-up (84)
4 TO MINNESOTA for signing TE Hunter Goodwin (120)
5a **Cecil Collins** (134) RB McNeese State
(from San Francisco in '99 draft trade-down)
5b **Bryan Jones** (142) LB Oregon State
(from Detroit in '99 draft trade-down)
5c TO SAN FRANCISCO for G Kevin Gogan (157)
6 **Brent Bartholomew** (192) P Ohio State
7a TO N.Y. GIANTS for RB Tyrone Wheatley (231)
7b y-**Jermaine Haley** (232) DT Butte College

- (from Detroit in '99 draft trade-down)
7c z-**Joe Wong** (244) T Brigham Young
(compensatory pick from NFL)

y-previously under contract with CFL; z-injured reserve '99

2000

- 1 TO CAROLINA in '98 draft trade-up (23)
2 **Todd Wade** (53) T Mississippi
3 **Ben Kelly** (84) CB Colorado
4 **Deon Dyer** (117) FB North Carolina
5 **Arturo Freeman** (152) S South Carolina
6a **Ernest Grant** (167) DT Arkansas-Pine Bluff
(from Cleveland for RB Karim Abdul-Jabbar)
6b TO KANSAS CITY in '99 draft trade-down (188)
7a TO SAN FRANCISCO for QB Jim Druckenmiller (230)
7b x-**Jeff Harris** (232) CB Georgia
(from Chicago for P Brent Bartholomew)

x-injured reserve '00

2001

- 1 **Jamar Fletcher** (26) CB Wisconsin
2a **Chris Chambers** (52) WR Wisconsin
(from Indianapolis through Dallas in '01 draft trade-up)
2b TO DALLAS in '01 draft trade-up (56)
3a **Travis Minor** (85) RB Florida State
3b **Morlon Greenwood** (88) LB Syracuse
(from Philadelphia in '01 draft trade-up)
4 TO DALLAS in '01 draft trade-up (122)
5 **Shawn Draper** (156) T Alabama
6a **Brandon Winey** (164) T Louisiana State
(from San Diego for WR Nate Jacquet)
6b **Josh Heupel** (177) QB Oklahoma
(from Washington for DT Barron Tanner)
6c **Otis Leverette** (187) DE Alabama-Birmingham
(from Philadelphia in '01 draft trade-up)
6d **Rick Crowell** (188) LB Colorado State
7a TO CHICAGO for TE Alonzo Mayes (208)
(from Chicago for P Brent Bartholomew)
7b TO WASHINGTON for P Matt Turk (224)

2002

- 1 TO NEW ORLEANS in RB Ricky Williams deal (25)
2 TO PHILADELPHIA in '01 draft trade-up (59)
3 **Seth McKinney** (90) C Texas A&M
4a **Randy McMichael** (114) TE Georgia
(from New Orleans in RB Ricky Williams deal)
4b TO NEW ORLEANS in RB Ricky Williams deal (125)
5a **Omare Lowe** (161) CB Washington
5b **Sam Simmons** (170) WR Northwestern
(compensatory pick from NFL)
6 TO CHICAGO in QB Cade McNown deal (199)
7a TO DALLAS for WR Jeff Ogden (237)
7b **Leonard Henry** (241) RB East Carolina
(from Chicago in QB Cade McNown deal)

2003

- 1 TO NEW ORLEANS in RB Ricky Williams deal (18)
2 z-**Eddie Moore** (49) LB Tennessee
3a **Wade Smith** (78) T Memphis
(from New England for 2nd-round pick in 2004)
3b **Taylor Whitley** (87) G Texas A&M
4 TO CAROLINA for DE Jay Williams (119)
5a **Donald Lee** (156) TE Mississippi State
5b **J.R. Tolver** (169) WR San Diego State
(compensatory pick from NFL)
6a **Corey Jenkins** (181) LB South Carolina
(from Carolina in draft day trade-up)
6b TO CHICAGO in QB Cade McNown deal (191)
6c **Tim Provost** (209) T San Jose State

- (compensatory pick from NFL)
 6d **y-Yeremiah Bell** (213) S Eastern Kentucky
 (compensatory pick from NFL)
 7a TO CAROLINA in draft day trade-up (226)
 (from Washington for signing DT Jermaine Haley)
 7b TO WASHINGTON for QB Sage Rosenfels (232)
 7c TO CAROLINA in draft day trade-up (247)
 (from Tampa Bay for T Cornell Green)
 7d z-Davern Williams (248) DT Troy State
 (compensatory pick from NFL)

y - Practice Squad Injured in '03; z - Injured Reserve in '03

2004

- 1a **Vernon Carey** (19) G/T Miami (Fla.)
 (from Minnesota in 2004 draft trade-up)
 1b TO MINNESOTA in 2004 draft trade-up (20)
 2 TO NEW ENGLAND for 3rd-round pick in 2004 (56)
 3 TO GREEN BAY in 2004 draft trade-down (87)
 4a **Will Poole** (102) CB USC
 (from Jacksonville through Green Bay in 2004 draft
 trade-down)
 4b TO MINNESOTA in 2004 draft trade-up (119)
 5a TO BALTIMORE in 2004 draft trade-down (153)
 (from Green Bay in 2004 draft trade-down)
 5b TO SAN DIEGO for LB Junior Seau (154)
 5c **Tony Bua** (160) LB Arkansas
 (from Baltimore in 2004 draft trade-down)
 6a **Rex Hadnot** (174) C Houston
 (from Atlanta in 2004 draft trade-up)
 6b TO ATLANTA in 2004 draft trade-up (186)
 7a TO ATLANTA in 2004 draft trade-up (219)
 (from New Orleans for LB Derrick Rodgers)
 7b x-Tony Pape (221) T Michigan
 7c **Derrick Pope** (222) LB Alabama
 (from Baltimore in 2004 draft trade-down)

x - Practice Squad in '04

2005

- 1 **Ronnie Brown** (2) RB Auburn
 2a TO PHILADELPHIA for QB A.J. Feeley (35)
 2b **Matt Roth** (46) DE Iowa
 (from Kansas City in CB Patrick Surtain deal)
 3a TO ST. LOUIS for RB Lamar Gordon (66)
 3b **Channing Crowder** (70) LB Florida
 (from Chicago in Booker-Ogunleye deal)
 4 **Travis Daniels** (104) CB LSU
 5a TO KANSAS CITY in CB Patrick Surtain deal (138)
 5b **Anthony Alabi** (162) T TCU
 (from Kansas City in CB Patrick Surtain deal)
 6 TO SAN DIEGO in WR David Boston deal (177)
 7 **x-Kevin Vickerson** (216) DT Michigan State

x - Injured Reserve in '05

2006

- 1 **Jason Allen** (16) S Tennessee
 2 TO MINNESOTA for QB Daunte Culpepper (51)
 3 **Derek Hagan** (82) WR Arizona State
 4 x-Joe Toledo (114) T Washington
 5 Exercised in 2005 supplemental draft for Manny
 Wright (149)
 6 TO SAN DIEGO in Cleo Lemon-A.J. Feeley trade (188)
 7a **Frederick Evans** (212) DT Texas State
 (from Green Bay in Brad Bedell trade)
 7b **y-Rodrique Wright** (226) DT Texas
 7c Devin Aromashodu (233) WR Auburn
 (from Chicago in John Owens-Brendon Ayanbadejo
 trade)

x - Injured Reserve in '06; y=Reserve/NFI in '06

2007

- 1 **Ted Ginn Jr.** (9) WR Ohio State
 2a **John Beck** (40) QB Brigham Young
 2b **Samson Satele** (60) C/G Hawaii
 (from New England in Wes Welker trade)
 3 **Lorenzo Booker** (71) RB Florida State
 4 **Paul Soliai** (108) DT Utah
 5 TO DETROIT for QB Joey Harrington (145)
 6a **Reagan Maui** (181) FB Hawaii
 6b x-Drew Mormino (199) C Central Michigan
 (from New Orleans for K Olindo Mare)
 7a **Kelvin Smith** (219) LB Syracuse
 7b **Brandon Fields** (225) P Michigan State
 (from St. Louis for signing of RFA P Donnie Jones)
 7c **Abraham Wright** (238) LB Colorado
 (from New England in Wes Welker trade)

x - Injured Reserve in '07

2008

- 1 **Jake Long** (1) T Michigan
 2a **Phillip Merling** (32) DE Clemson
 2b **Chad Henne** (57) QB Michigan
 (from San Diego for WR Chris Chambers)
 3a TO DETROIT in draft trade-down (64)
 3b **Kendall Langford** (66) DE Hampton
 (from Detroit in draft trade-down)
 4a TO DALLAS for LB Akin Ayodele and TE Anthony
 Fasano (100)
 4b **Shawn Murphy** (110) G Utah State
 (from Chicago in draft trade-up)
 4c TO CHICAGO in draft trade-up (115)
 (from Philadelphia for RB Lorenzo Booker)
 5 TO KANSAS CITY for QB Trent Green (136)
 6a TO DALLAS in DT Jason Ferguson trade (167)
 6b **Jalen Parmele** (176) RB Toledo
 (from Detroit in draft day trade-down)
 6c **Donald Thomas** (195) G Connecticut
 (from Dallas in DT Jason Ferguson trade)
 6d Lex Hilliard (204) RB Montana
 (compensatory pick from NFL)
 7a TO CHICAGO in draft trade-up (208)
 7b **Lionel Dotson** (245) DE Arizona
 (compensatory pick from NFL)

2009

- 1 **Vontae Davis** (25) CB Illinois
 2a **Pat White** (44) QB/WR West Virginia
 (from Washington in DE Jason Taylor trade)
 2b TO INDIANAPOLIS in draft trade-down (56)
 2c **Sean Smith** (61) CB Utah
 (from Indianapolis in draft trade-down)
 3 **Patrick Turner** (87) WR USC
 4a **Brian Hartline** (108) WR Ohio State
 (from Oakland in C Samson Satele trade)
 4b TO OAKLAND in C Samson Satele trade (126)
 5a John Nalbone (161) TE Monmouth
 5b **Chris Clemons** (165) S Clemson
 (from Indianapolis in draft trade-down)
 6a **Andrew Gardner** (181) T Georgia Tech
 (from Oakland in C Samson Satele trade)
 6b TO DALLAS for NT Jason Ferguson (197)
 7a **J.D. Folsom** (214) LB Weber State
 (from Cleveland for CB Travis Daniels)
 7b TO JACKSONVILLE for DE Tony McDaniel (232)
 7c TO KANSAS CITY in draft trade-down (237)
 (from Carolina for QB Josh McCown)

2010

- 1a TO SAN DIEGO in draft trade-down (12)

- 1b Jared Odrick (28) DE Penn State
(from San Diego in draft day trade-down)
- 2a Koa Misi (40) LB Utah
(from San Diego in draft day trade-down)
- 2b TO DENVER for WR Brandon Marshall (43)
- 3 John Jerry (73) G Mississippi
- 4a TO SAN DIEGO in draft day trade-down (110)
- 4b A.J. Edds (119) LB Iowa
(from Dallas in draft day trade-up)
- 4c TO DALLAS in draft day trade-up (126)
(from San Diego in draft day trade-down)
- 5a TO KANSAS CITY for QB Tyler Thigpen (142)
- 5b Nolan Carroll (145) CB Maryland
(from San Francisco for WR Ted Ginn, Jr.)
- 5c Reshad Jones (163) S Georgia

- (from Washington in draft day trade-up)
- 6a TO SAN DIEGO in draft day trade-down (173)
(from Kansas City for OL Andy Alleman and
Ikechuku Ndukwe)
- 6b TO WASHINGTON in draft day trade-up (174)
- 6c TO DALLAS in draft day trade-up (179)
- 7a Chris McCoy (212) LB Middle Tennessee
(from Kansas City in 2009 draft trade-down)
- 7a TO WASHINGTON in draft day trade-up (219)
- 7c Austin Spitzer (252) LB Ohio State
(compensatory pick from NFL)

FIRST-ROUND BY POSITION

POSITION	TOP NO.	ALL FIRST ROUND
Offensive Line	10#	8
Defensive Line	9	9
Running Back	8*	7
Defensive Back	5	6
Wide Receiver	5*	4
Linebacker	4&	4
Quarterback	3*	3
Tight End	1*	0
Kicker/Punter	0	0

*includes one selection in second round #includes three selections in second round and one in third round
& includes two selections in second round

ALL-TIME DRAFT BY POSITION

POSITION	NO.
Offensive Line	98
Defensive Line	94
Linebacker	83
Defensive Back	82
Running Back	73
Wide Receiver	54
Tight End	35
Quarterback	27
Kicker	6
Punter	5

DON SHULA'S COACHING LONGEVITY

Former Dolphins Head Coach Don Shula was one of only five coaches in NFL history to have coached the same team for 20 or more consecutive seasons. Shula (1970-95) completed 26 seasons with the Dolphins. Green Bay's Curley Lambeau (1921-49) and Dallas' Tom Landry (1960-88) share the record with 29 seasons each, while Pittsburgh's Chuck Noll (1969-91) and the N.Y. Giants' Steve Owen (1931-53) coached 23 years with their teams.

ALL-TIME TRADES

1966

- 1/15 LB Ron Caveness to Houston for rights to QB Billy Anderson (1965 redshirt draftee of Houston)
- 7/3 13th round pick in 1967 to Buffalo for QB George Wilson, Jr.
- 8/30 RB Jack Spikes to Buffalo for 5th round pick in 1967
- 11/10 3rd and 5th round picks in 1967 to Denver for RB Cookie Gilchrist
- 11/10 DT Jerry Oliver to Denver for 12th round pick in 1967
- 11/10 8th round pick in 1967 to Oakland for TE Bill Cronin

1967

- 4/4 T Nick DeFelice to N.Y. Jets for C Mike Hudock
- 5/4 TE Bill Cronin to Denver for DT Ray Jacobs
- 6/27 DE Earl Faison, RB Cookie Gilchrist, G Earnie Park and QB George Wilson, Jr., to Denver for RB Abner Haynes, LB Jerry Hopkins, DE Danny La Rose and 6th round pick in 1968
- 7/25 4th round pick in 1968 to Denver for LB John Bramlett
- 9/5 TE Dave Kocourek to Oakland for 8th round pick in 1968
- 9/26 8th round pick in 1968 to N.Y. Jets for QB Archie Roberts
- 12/3 QB Jon Brittenum to San Diego for 3rd round pick in 1968
- 12/27 QB John Stofa to Cincinnati for 1st and 2nd round picks in 1968
- 12/27 QB Billy Anderson to Houston for 9th round pick in 1968

1968

- 8/19 LB Tom Erlandson to San Diego for 7th round pick in 1969
- 8/21 WR John Roderick to Oakland for 5th round pick in 1969

1969

- 3/24 LB John Bramlett, QB Kim Hammond and 5th round pick in 1970 to Boston for LB Nick Buoniconti
- 7/2 CB Mack Lamb to San Diego for G Larry Little

1970

- 1/27 1st round pick in 1970 to Cleveland for WR Paul Warfield
- 4/13 1st round pick in 1971 to Baltimore as compensation for Head Coach Don Shula
- 5/1 CB Dick Westmoreland to Minnesota for G Bookie Bolin
- 5/1 S Tom Beier to San Francisco for T/C Lance Olssen
- 5/18 WR Jack Clancy to Green Bay as compensation for TE Marv Fleming
- 8/31 8th round pick in 1971 to Pittsburgh for C Bob DeMarco
- 9/15 5th round pick in 1971 to Pittsburgh for WR Willie Richardson

1971

- 9/1 2nd round pick in 1972 to Cleveland for LB Bob Matheson
- 9/8 C Carl Mauca to San Diego for DT Tony Liscio and 4th round pick in 1972
- 11/23 QB John Stofa to Denver for 7th round pick in 1972
- 11/23 10th round pick in 1972 to Houston for DE Russell Price

1972

- 6/7 LB Dale Farley to Buffalo for DT Jim Dunaway
- 6/7 1st round pick in 1973 to Buffalo for WR Marlin Briscoe
- 8/22 DT Frank Cornish to Buffalo for G/C Howard Kindig and 5th round pick in 1973
- 8/28 T Wayne Mass to New England for 7th round pick in 1973
- 9/26 C Bob DeMarco to Cleveland for 7th round pick in 1973
- 9/26 G/C Bill Griffin to New England for 7th round pick in 1973

1973

- 8/10 CB Dave McCurry to Chicago for 9th round pick in 1974
- 8/22 QB Jim Del Gaizo to Green Bay for 2nd round picks in 1974 and 1975
- 8/27 DT Mike Kadish to Buffalo for C/G Irv Goode
- 8/29 K Jeff White to New Orleans for 7th round pick in 1974
- 5/10 WR Otto Stowe to Dallas for WR Ron Sellers and 2nd round pick in 1974
- 10/2 RB Hubert Ginn to Baltimore for FB Don Nottingham and 6th round pick in 1974

1974

- 1/25 QB Joe Theismann to Washington for 1st round pick in 1976
- 8/7 DT Larry Woods to N.Y. Jets for 6th round pick in 1975
- 8/9 WR Charley Wade to Chicago for 10th round pick in 1975
- 8/17 RB Ed Jenkins to N.Y. Giants for 14th round pick in 1975
- 8/21 G/C Howard Kindig to Washington for 10th round pick in 1975
- 8/28 6th round pick in 1975 to N.Y. Jets for T John Mooring
- 9/10 WR Bo Rather to Chicago for 3rd round pick in 1977

1975

- 1/28 CB Henry Stuckey to N.Y. Giants for 5th round pick in 1975
- 1/30 Rights to DE Karl Lorch to Washington for 10th round pick in 1976
- 5/6 WR Marlin Briscoe and RB Hubert Ginn to St. Louis for RB Donny Anderson and compensation for TE Jim McFarland
- 7/9 4th round pick in 1976 to Philadelphia for FB Norm Bulaich

- 7/23 LB Bruce Bannon to San Diego for DE Pete Lazetich
 9/7 LB Larry Ball and 5th round pick in 1976 to Detroit for 4th round pick in 1976
 9/9 WR Mel Baker to New Orleans for 7th round pick in 1976

1976

- 4/6 LB Rodrigo Barnes to St. Louis for 12th round pick in 1976
 4/6 3rd round picks in 1978 and 1979 from N.Y. Giants as compensation for signing FB Larry Csonka
 4/8 4th and 7th round picks in 1978 from Cleveland as compensation for signing WR Paul Warfield
 4/10 12th round pick in 1978 and 9th round pick in 1979 from Denver as compensation for signing RB Jim Kiick
 8/24 RB Mercury Morris to San Diego for 4th round pick in 1977
 8/24 S Jake Scott and 4th round pick in 1977 to Washington for S Bryant Salter
 9/2 6th round pick in 1977 to N.Y. Giants for LB Andy Selfridge
 9/21 3rd and 4th (obtained in Morris trade, 1976) round picks in 1977 to Houston for CB Ken Ellis

1977

- 1/21 Rights to LB Ray Nettles to Tampa Bay for 5th and 6th round picks in 1977
 2/7 6th round pick in 1977 to Tampa Bay for WR Barry Smith and T Randy Young
 7/20 11th round pick in 1978 to Seattle for DT Carl Barisich
 8/8 T Darryl Carlton to Tampa Bay for T Mike Current and 5th round pick in 1978
 8/30 5th (obtained in Carlton trade, 1977) round pick in 1978 to Tampa Bay for T Steve Young
 9/5 CB Jeris White to Tampa Bay for 5th round pick in 1978

1978

- 4/17 S Vern Roberson, WR Freddie Solomon and 1st and 5th round picks in 1978 to San Francisco for RB Delvin Williams
 5/11 TE Jim Mandich to Washington for 8th round picks in 1979 and 1980
 7/5 8th round pick in 1979 to Tampa Bay for DE Council Rudolph
 8/28 T Karl Baldischwiler to Detroit for 10th round pick in 1979
 10/10 RB Benny Malone and 5th round pick in 1980 to Washington for FB Jim Braxton and 3rd round pick in 1979

1979

- 3/22 3rd (obtained in Malone trade, 1978) round pick in 1979 to Oakland for S Neal Colzie
 4/18 3rd round pick in 1979 to Atlanta for LB Ralph Ortega
 8/21 CB Charles Cornelius to San Francisco for 11th round pick in 1980
 8/27 FB Leroy Harris to Philadelphia for 5th round pick in 1981

1980

- 8/25 RB Gary Davis and CB Norris Thomas to Tampa Bay for FB Jimmy DuBose and 2nd round pick in 1981

- 8/28 QB Guy Benjamin to New Orleans for 4th round pick in 1981
 9/24 C Jim Langer to Minnesota for 6th round pick in 1981 and 5th round pick in 1982

1981

- 4/28 3rd round pick in 1981 and 2nd (obtained in Davis/Thomas trade, 1980) round pick in 1982 to Los Angeles for LB Bob Brudzinski; teams also exchanged 2nd round picks in 1981 (Dolphins moving down from 43rd to 56th overall)
 7/13 LB Steve Towle to Detroit for 9th round pick in 1982
 7/22 4th round pick in 1983 to Los Angeles for RB Eddie Hill
 8/18 FB Steve Howell to Philadelphia for 10th round pick in 1982
 8/31 P George Roberts to San Diego for 6th round pick in 1982

1983

- 4/26 3rd (81st overall) and 5th round picks in 1983 to Houston for 3rd (76th overall) round pick in 1983 in draft trade-up
 8/15 5th round pick in 1985 to Denver for LB Larry Evans
 8/29 P Tom Orosz to San Francisco for 12th round pick in 1984

1984

- 2/21 QB David Woodley to Pittsburgh for 3rd round pick in 1984
 3/6 C Mark Dennard to Philadelphia for 3rd round pick in 1985
 3/27 WR Duriel Harris to Cleveland for 4th round pick in 1985
 5/1 1st (26th overall) round pick and two 3rd round picks (one obtained in Woodley trade, 1984) in 1984 to Buffalo for 1st (14th overall) round pick in 1984 in draft trade-up
 8/27 CB Gerald Small to Atlanta for T Ronnie Lee and 6th round pick in 1985
 9/22 2nd round pick in 1985 to San Diego for FB Pete Johnson

1985

- 5/7 Conditional undisclosed pick in 1986 to Cincinnati for QB Bryan Clark
 8/15 Rights to WR Anthony Carter (12th round, 1983) to Minnesota for LB Robin Sendlein and 2nd round pick in 1986
 10/9 1st and 2nd (obtained in Carter trade, 1985) round picks in 1986 to Tampa Bay for LB Hugh Green

1987

- 4/28 1st (14th overall) round pick in 1987 to Minnesota for 1st (16th overall) and 5th round picks in 1987 in draft trade-down
 4/28 3rd and 5th (obtained in 1987 draft trade-down) round picks in 1987 to St. Louis for 2nd round pick in 1987 in draft trade-up
 4/28 5th (128th overall) round pick in 1987 to Kansas City for 5th (132nd overall) and 8th round picks in 1987 in draft trade-down
 8/20 G/C Larry Lee to Denver for 8th round pick in 1988

10/20 T Greg Koch to Minnesota for 6th round pick in 1988 and 10th round pick in 1989

1989

4/23 2nd (36th overall) and 3rd (65th overall) round picks in 1989 to Chicago for 1st round pick (25th overall) in 1989 in draft trade-up

8/6 5th (120th overall) round pick in 1990 to Dallas for QB Scott Secules

1990

4/22 10th (262nd overall) round pick in 1990 and 4th round pick in 1991 to Washington for 5th round pick in 1990 in draft trade-up

4/23 7th (178th overall) round pick in 1990 to Cleveland for 5th round pick in 1991

4/23 11th (289th overall) round pick in 1990 and 2nd round pick in 1991 to San Francisco for CB Tim McKyer

9/3 12th (331st overall) round pick in 1991 to Atlanta for NT Shawn Lee

1991

1/31 LB Eric Kumerow to Chicago for CB Vestee Jackson

4/1 3rd (79th overall) round pick in 1991 to Houston for LB John Grimsley

4/21 CB Tim McKyer to Atlanta for 3rd (60th overall) and 12th (331st overall) round picks in 1991

4/22 5th (135th overall) and 6th (163rd overall) round picks in 1991 to Green Bay for 5th (121st overall) in 1991 in draft trade-up

9/3 WR Randal Hill to Phoenix for 1st (seventh overall) round pick in 1992

1992

4/27 7th (182nd overall) round pick in 1992 to Atlanta for 7th (185th overall) and 12th (328th overall) round picks in 1992 in draft trade-down

4/27 7th (185th overall) round pick in 1992 to L.A. Raiders for 7th (191st overall) and 11th (296th overall) round picks in 1992 draft trade-down

5/26 RB Sammie Smith to Denver for RB Bobby Humphrey

1993

4/1 2nd (52nd overall) round pick in 1993 and 3rd (88th overall) round pick in 1994 to New England for WR Irving Fryar

7/13 G Gene Williams to Cleveland for 4th (110th overall) round pick in 1994

1994

3/24 WR Tony Martin to San Diego for 4th (113th overall) round pick in 1994

4/24 1st (16th overall) round pick in 1994 to Green Bay for 1st (20th overall) and 3rd (89th overall) round picks in 1994 in draft trade-down

4/24 3rd (89th overall), 4th (115th overall) and 4th (121st overall) round picks in 1994 to Arizona for 2nd (65th overall) round pick in 1994 in draft trade-up

1995

3/21 WR Mark Ingram to Green Bay for 4th (116th overall) round pick in 1995

3/29 TE Keith Jackson and 4th (116th overall) round pick to Green Bay for 2nd (53rd overall) round pick in 1995

4/3 CB Terrell Buckley from Green Bay for past considerations

4/4 2nd (56th overall) round pick and 3rd (87th overall) round pick in 1995 to Chicago for DE Trace Armstrong

8/27 TE Pete Mitchell to Jacksonville for WR Mike Williams

1996

3/4 5th (145th overall) round pick in 1997 to N.Y. Jets for T James Brown

4/20 2nd (49th overall) round pick in 1996 to Dallas for 2nd (60th overall) and 4th (99th overall) round picks in 1996 in draft trade-down

4/20 2nd (60th overall) and 4th (99th overall) round picks in 1996 to Jacksonville for 3rd (79th overall), 4th (98th and 134th overall) and 5th (150th overall) round picks in 1996 in draft trade-down

4/21 4th (98th overall) round pick in 1996 and 7th (214th overall) round pick in 1997 to Kansas City for 4th (113th and 125th overall) round picks in 1996 in draft trade-down

8/19 RB Terry Kirby to San Francisco for 4th (123rd overall) round pick in 1997

8/21 K Pete Stoyanovich to Kansas City for 5th (149th overall) round pick in 1997

10/1 T Billy Milner to St. Louis for TE Troy Drayton

1997

4/20 4th (112th overall) round pick in 1997 to St. Louis for 4th (121st overall) and 6th (170th and 173rd overall) round picks in 1997 in draft trade-down

4/20 4th (123rd overall) round pick in 1997 to Oakland for 5th (157th overall), 6th (166th overall) and 7th (203rd overall) round picks in 1997 in draft trade-down

8/24 Conditional draft choice in 1998 to Green Bay for WR Qadry Ismail

1998

4/16 1st round pick in 2000 to Carolina for 2nd (44th overall) round pick in 1998

4/18 1st (19th overall) round pick in 1998 to Green Bay for 1st (29th overall) and 2nd (60th overall) round picks in 1998 in draft trade-down

4/18 2nd (60th overall) round pick in 1998 to Detroit for 3rd (79th overall), 5th (143rd overall) and 6th (172nd overall) round picks in 1998 in draft trade-down

4/19 4th (112th overall) and 5th (142nd overall) round picks in 1998 to Philadelphia for 4th (102nd overall) round pick in 1998 in draft trade-up

1999

2/12 7th (231st overall) round pick in 1999 to N.Y. Giants for RB Tyrone Wheatley

3/1 5th (157th overall) round pick in 1999 to San Francisco for G Kevin Gogan

4/17 1st (24th overall) round pick in 1999 to San Francisco for 1st (27th overall) and 5th (134th overall) round picks in 1999 in draft trade-down

4/17 1st (27th overall) round pick in 1999 to Detroit for 2nd (39th overall), 3rd (70th overall) and 5th (142nd overall) round picks in 1999 in draft trade-down

- 4/17 2nd (54th overall) and 3rd (84th overall) round picks in 1999 and 6th round pick (188th overall) in 2000 to Kansas City for 2nd (43rd overall) round pick in 1999 in draft trade-up
- 4/17 3rd (70th overall) round pick in 1999 to Detroit for 3rd (72nd overall) and 7th (232nd overall) round picks in 1999 in draft trade-down
- 9/4 DT Barron Tanner to Washington for a 6th (177th overall) round draft pick
- 9/6 7th (230th overall) round pick in 2000 to San Francisco for QB Jim Druckenmiller
- 9/21 RB John Avery to Denver for WR Marcus Nash
- 10/19 RB Karim Abdul-Jabbar to Cleveland for 6th (167th overall) round pick in 2000

2000

- 3/9 7th (224th overall) round pick in 2001 to Washington for P Matt Turk
- 4/16 P Brent Bartholomew to Chicago for 7th (232nd overall) round pick in 2000 and 7th (208th overall) round pick in 2001
- 8/22 WR Nate Jacquet to San Diego for 6th (164th overall) round pick in 2001
- 8/22 7th (237th overall) round pick in 2002 to Dallas for WR Jeff Ogden
- 10/2 7th (208th overall) round pick in 2001 to Chicago for TE Alonzo Mayes

2001

- 4/21 2nd (56th overall) and 4th (122nd overall) round picks in 2001 to Dallas for 2nd (52nd overall) round pick in 2001
- 4/21 2nd (59th overall) round pick in 2002 to Philadelphia for 3rd (88th overall) and 6th (187th overall) round picks in 2001
- 8/22 6th (199th overall) round pick in 2002 and 6th (191st overall) round pick in 2003 to Chicago for QB Cade McNown and 7th (241st overall) round pick in 2002

2002

- 3/8 1st (25th overall) and 4th (125th overall) round picks in 2002 and 1st (18th overall) round pick in 2003 to New Orleans for RB Ricky Williams and 4th (114th overall) round pick in 2002
- 3/12 RB J.J. Johnson to Cleveland for conditional 7th round pick in 2004
- 6/13 QB Cade McNown to San Francisco for conditional 7th round pick in 2003
- 7/19 DE Al Wallace and 4th (119th overall) round pick in 2003 to Carolina for DE Jay Williams
- 8/20 T Cornell Green to Tampa Bay for 7th (247th overall) round pick in 2003
- 8/22 7th (232nd overall) round pick in 2003 to Washington for QB Sage Rosenfels

2003

- 4/16 5th (154th overall) round pick in 2004 to San Diego for LB Junior Seau
- 4/25 2nd round pick in 2004 to New England for 3rd (78th overall) round pick in 2003
- 4/27 7th (226th and 247th overall) round picks in 2003 to Carolina for 6th (181st overall) round pick in 2003 in draft trade-up
- 5/27 LB Derrick Rodgers to New Orleans for a 7th (219th overall) round pick in 2004
- 8/25 S Scott McGarrahan to Green Bay for conditional 7th round draft choice in 2006

2004

- 3/3 2nd (35th overall) round pick in 2005 to

- Philadelphia for QB A.J. Feeley
- 3/18 Cornerback Jamar Fletcher and a 6th (177th overall) round pick in 2005 to San Diego for WR David Boston
- 4/24 1st (20th overall) and 4th (119th overall) round picks in 2004 to Minnesota for 1st (19th overall) round pick in 2004
- 4/24 3rd (87th overall) round pick to Green Bay for 4th (102nd overall) and 5th (153rd overall) picks in 2004
- 4/25 5th (153rd overall) round pick in 2004 to Baltimore for 5th (160th overall) and 7th (222nd overall) picks in 2004
- 4/25 6th (186th overall) and 7th (219th overall) round picks in 2004 to Atlanta for 6th (174th overall) round pick in 2004
- 8/23 DE Adewale Ogunleye to Chicago for WR Marty Booker and a 3rd (70th overall) round pick in 2005
- 9/5 G Brad Bedell to Green Bay for a 7th (212th overall) round pick in 2006
- 9/9 3rd (66th overall) round pick in 2005 to St. Louis for RB Lamar Gordon

2005

- 4/23 CB Patrick Surtain and a 5th (138th overall) round pick in 2005 to Kansas City for 2nd (46th overall) and 5th (162nd overall) round picks in 2005
- 8/4 DE Ronald Flemons to Seattle for CB Kris Richard
- 8/29 LB Brendon Ayanbadejo to Chicago for TE John Owens and a 7th (233rd overall) round pick in 2006
- 10/11 RB Jesse Chatman to New Orleans for a conditional draft choice.
- 10/18 QB A.J. Feeley and a 6th (188th overall) round pick in 2006 to San Diego for QB Cleo Lemon

2006

- 3/15 2nd (51st overall) round pick in 2006 to Minnesota for QB Daunte Culpepper
- 5/12 5th (145th overall) round pick in 2007 Detroit for QB Joey Harrington

2007

- 3/5 WR Wes Welker to New England for 2nd (60th overall) and 7th (238th overall) round picks in 2007
- 4/3 K Olinde Mare to New Orleans for a 6th (199th overall) round pick in 2007
- 6/6 5th (136th overall) round pick in 2008 to Kansas City for QB Trent Green
- 10/16 WR Chris Chambers to San Diego for a 2nd (57th overall) round pick in 2008

2008

- 2/29 6th (167th overall) round pick in 2008 and a 6th (197th overall) round pick in 2009 to Dallas for DT Jason Ferguson and a 6th (195th overall) round pick in 2008
- 4/26 4th (100th overall) round pick in 2008 to Dallas for LB Akin Ayodele and TE Anthony Fasano
- 4/26 RB Lorenzo Booker to Philadelphia for a 4th (115th overall) round pick in 2008
- 4/27 3rd (64th overall) round pick in 2008 to Detroit for 3rd (66th overall) and 6th (176th overall) round picks in 2008
- 4/27 4th (115th overall) and 7th (208th overall) round picks in 2008 to Chicago for 4th (110th overall) round pick in 2008

- 7/20 DE Jason Taylor to Washington for 2nd (44th overall) round pick in 2009 and 7th (174) round pick in 2010
 8/20 CB Travis Daniels to Cleveland for 7th (214th overall) round pick in 2009
 8/29 QB Josh McCown to Carolina for 7th (237th overall) round pick in 2009

2009

- 3/20 7th (232nd overall) round pick in 2009 to Jacksonville for DE Tony McDaniel
 3/23 C Samson Satele and 4th (126th overall) round pick in 2009 for 4th (108th overall) and 6th (181st overall) round picks in 2009
 4/25 2nd (56th overall) round pick in 2009 to Indianapolis for 2nd (61st overall) and 5th (165th overall) round picks
 4/25 7th (237th overall) round pick in 2009 to Kansas City for 7th (212th overall) round pick in 2010
 8/23 G Andy Alleman and G Ike Ndukwe to Kansas City for 6th (173rd overall) round pick in 2010
 9/29 5th (142nd overall) round pick in 2010 to Kansas City for QB Tyler Thigpen

2010

- 4/14 2nd (43rd overall) round pick in 2010 and 2nd round pick in 2011 to Denver for WR Brandon Marshall
 4/16 WR Ted Ginn, Jr. to San Francisco for 5th (145th overall) round pick in 2010
 4/22 1st (12th overall), 4th (110th overall) and 6th (173rd overall) round picks to San Diego for 1st (28th overall), 2nd (40th overall), 4th (126th overall) round picks in 2010 and LB Tim Dobbins
 4/24 4th (126th overall) and 6th (179th overall) round picks in 2010 to Dallas for 4th (119th overall) round pick in 2010
 4/24 6th (174th overall) and 7th (219th overall) round picks to Washington for 5th (163rd overall) round pick in 2010
 5/25 G Justin Smiley to Jacksonville for an undisclosed draft choice

PLAN B FREE AGENCY

(**Boldface** indicates made active roster)

1989

PLAYERS LEFT UNPROTECTED (25): FB Woody Bennett, S Glenn Blackwood, S Bud Brown, LB Bob Brudzinski, FB Tony Burse, G/C Chris Conlin, RB Joe Cribbs, LB Tony Furjanic, T Jon Giesler, LB Hugh Green, TE Bruce Hardy, S Liffort Hobley, QB Ron Jaworski, TE Dan Johnson, LB Larry Kolic, NT Mike Lambrecht, CB Don McNeal, LB Scott Nicolas, CB Bruce Plummer, DE Chris Scott, LB Jackie Shipp, FB Chad Stark, C Dwight Stephenson, WR Jimmy Teal and CB Reyna Thompson.

PLAYERS SIGNED (11):

LB **Dave Ahrens** – signed on March 23 (from Detroit)
 LB **Greg Clark** – signed on March 15 (from Chicago)
 S Steve Gage – signed on February 13 (from Washington)
 CB **Ernest Gibson** – signed on February 16 (from New England)
 LB **E.J. Junior** – signed on February 25 (from Phoenix)
 FB **Marc Logan** – signed on February 16 (from Cincinnati)
 TE Jeff Markland – signed on April 1 (from Pittsburgh)
 QB Brent Pease – signed on March 20 (from Houston)
 RB Eric Starr – signed on March 31 (from Chicago)
 DE Don Thorp – signed on April 1 (from Kansas City)
 CB Bobby Watkins – signed on March 30 (from Detroit)

PLAYERS LOST (6):

FB Tony Burse – signed on April 1 (by Seattle)
 QB **Ron Jaworski** – signed on April 1 (by Kansas City)
 NT Mike Lambrecht – signed on March 15 (by N.Y. Giants)
 CB Bruce Plummer – signed on March 31 (by Indianapolis)
 LB **Jackie Shipp** – signed on March 21 (by L.A. Raiders)
 CB **Reyna Thompson** – signed on March 30 (by N.Y. Giants)

1990

PLAYERS LEFT UNPROTECTED (19): LB Dave Ahrens, LB Dana Batiste, FB Tom Brown, LB Bob Brudzinski, T Louis Cheek, LB Greg Clark, DE Jackie Cline, CB Ernest

Gibson, T Jon Giesler, LB Hugh Green, RB Lorenzo Hampton, TE Bruce Hardy, G Greg Johnson, CB William Judson, LB Barry Krauss, T Ronnie Lee, CB Don McNeal, QB Cliff Stoudt and G Tom Toth.

PLAYERS SIGNED (9):

CB Donnie Elder – signed on March 29 (from Tampa Bay)
 CB **Kerry Glenn** – signed on March 30 (from N.Y. Jets)
 LB Stacy Harvey – signed on April 1 (from Kansas City)
 RB **Mark Higgs** – signed on March 31 (from Philadelphia)
 S **Stevon Moore** – signed on March 31 (from N.Y. Jets)
 LB **Cliff Odum** – signed on March 27 (from Indianapolis)
 FB **Tony Paige** – signed on March 12 (from Detroit)
 LB **Mike Reichenbach** – signed on March 30 (from Philadelphia)
 DE **Karl Wilson** – signed on March 26 (from Phoenix)

PLAYERS LOST (11):

LB **Dave Ahrens** – signed on March 9 (by Seattle)
 FB Tom Brown – signed on March 29 (by Washington)
 T **Louis Cheek** – signed on March 29 (by Dallas)
 LB Greg Clark – signed on April 1 (by Green Bay)
 DE Jackie Cline – signed on March 29 (by Atlanta)
 CB Ernest Gibson – signed on March 29 (by New England)
 RB Lorenzo Hampton – signed on March 23 (by Denver)
 G Greg Johnson – signed on March 3 (by Dallas)
 CB William Judson – signed on March 29 (by Detroit)
 T Ronnie Lee – signed on March 1 (by Atlanta)
 G **Tom Toth** – signed on March 28 (by San Diego)

1991

PLAYERS LEFT UNPROTECTED (24): S Stefan Adams, TE Greg Baty, DE John Bosa, WR Andre Brown, G Roy Foster, LB Rick Graf, S African Grant, RB Mark Higgs, S Liffort Hobley, WR Jim Jensen, LB E.J. Junior, TE Brian Kinchen, LB Barry Krauss, CB Paul Lankford, FB Garrett Limbrick, CB Michael McGruder, LB Cliff Odum, WR James Pruitt, LB Mike Reichenbach, WR Scott Schwedes, RB Troy Stradford, CB Rodney Thomas, CB Sean Vanhorse and DE Karl Wilson.

PLAYERS SIGNED (5):

LB Ned Bolcar – signed on March 26 (from Seattle)
LB Louis Cooper – signed on April 1 (from Kansas City)
 DE Terry Price – signed on March 11 (from Chicago)
 TE Eric Sievers – signed on March 18 (from New England)
 RB Don Smith – signed on April 1 (from Buffalo)

PLAYERS LOST (10):

S Stefan Adams – signed on April 1 (by L.A. Raiders)
 DE John Bosa – signed on March 15 (by N.Y. Jets)
G Roy Foster – signed on March 18 (by San Francisco)
LB Rick Graf – signed on March 21 (by Houston)
 TE Brian Kinchen – signed on April 1 (by Green Bay)
 WR James Pruitt – signed on March 31 (by Minnesota)
RB Troy Stratford – signed on April 1 (by Kansas City)
 CB Rodney Thomas – signed on March 21 (by L.A. Rams)
 CB Sean Vanhorse – signed on March 20 (by Detroit)
DE Karl Wilson – signed on March 5 (by L.A. Rams)

1992

PLAYERS LEFT UNPROTECTED (25): WR Fred Banks,
 TE Greg Baty, LB Louis Cooper, DE Donnie Gardner, CB

Kerry Glenn, LB Hugh Green, LB John Grimsley, S Liffort
 Holey, S Mike Iaquaniello, WR Jim Jensen, LB E.J.
 Junior, NT Chuck Klingbeil, CB Paul Lankford, FB Garrett
 Limbrick, RB Marc Logan, CB Bruce McNorton, S Stevon
 Moore, LB Cliff Odom, T James Parrish, DE Terry Price,
 CB Pat Ray, LB Mike Reichenbach, RB Don Smith, DE
 Pat Swoopes and WR Mike Williams.

PLAYERS SIGNED (6):

CB **Bruce Alexander** – signed on March 26 (from Detroit)
 WR **Robert Clark** – signed on March 19 (from Detroit)
 DE Tim Downing – signed on February 28 (from N.Y. Giants)
 LB Brian Jones – signed on April 1 (from Indianapolis)
 NT Gerald Nichols – signed on March 31 (from Tampa Bay)
 FB **James Saxon** – signed on March 17 (from Kansas City)

PLAYERS LOST (6):

DE Donnie Gardner – signed on March 3 (by N.Y. Jets)
 RB **Marc Logan** – signed on April 1 (by San Francisco)
 S **Stevon Moore** – signed on March 25 (by Cleveland)
 T James Parrish – signed on February 21 (by San Diego)
 DE Terry Price – signed on April 1 (by San Diego)
 LB Mike Reichenbach – signed on April 1 (by San Francisco)

FREE AGENTS

(**Boldface** indicates made active roster)

1992

PLAYERS SIGNED (1):

TE Keith Jackson – signed on September 29 (from Philadelphia)

1993

PLAYERS SIGNED (4):

FB Keith Byars – signed on July 15 (from Philadelphia)
DT Mike Golic – signed on June 8 (from Philadelphia)
T Ron Heller – signed on April 20 (from Philadelphia)
WR Mark Ingram – signed on March 18 (from N.Y. Giants)

PLAYERS LOST (4):

WR Mark Clayton – signed on June 4 (by Green Bay)
TE Ferrell Edmunds – signed on March 12 (by Seattle)
G Harry Galbreath – signed on March 23 (by Green Bay)
QB Scott Secules – signed on March 22 (by New England)

1994

PLAYERS SIGNED (5):

P Jim Arnold – signed on April 25 (from Detroit)
S Gene Atkins – signed on February 18 (from New Orleans)
CB Tyrone Braxton – signed on May 13 (from Denver)
QB Bernie Kosar – signed on April 13 (from Dallas)
S Michael Stewart – signed on March 9 (from L.A. Rams)

PLAYERS LOST (5):

DE David Griggs – signed on March 24 (by San Diego)
DE Jeff Hunter – signed on April 25 (by Tampa Bay)
QB Scott Mitchell – signed on March 6 (by Detroit)
S Louis Oliver – signed on March 15 (by Cincinnati)
C Jeff Uhlenhake – signed on April 23 (by New Orleans)

1995

PLAYERS SIGNED (3):

TE Eric Green – signed on March 10 (from Pittsburgh)

WR Randal Hill – signed on March 7 (from Arizona)

QB Dan McGwire – signed on April 24 (from Seattle)

PLAYERS LOST (6):

RB Aaron Craver – signed on March 10 (by Denver)
C Jeff Dellenbach – signed on March 8 (by New England)
 RB Cleveland Gary – signed on May 8 (by St. Louis)
S Chris Green – signed on June 5 (by Buffalo)
 RB James Saxon – signed on June 19 (by Kansas City)
DT Craig Veasey – signed on June 2 (by Houston)

1996

PLAYERS SIGNED (6):

CB Robert Bailey – signed on March 7 (from Dallas)
WR Fred Barnett – signed on March 12 (from Philadelphia)
 QB Mike Buck – signed on April 11 (from Arizona)
C Cal Dixon – signed on April 16 (from N.Y. Jets)
WR Charles Jordan – signed on March 13 (from Green Bay)
DE Daniel Stubbs – signed on April 4 (from Philadelphia)

PLAYERS LOST (4):

DE Marco Coleman – signed on March 7 (by San Diego)
LB Bryan Cox – signed on February 22 (by Chicago)
WR Irving Fryar – signed on March 19 (by Philadelphia)
CB Troy Vincent – signed on March 2 (by Philadelphia)

1997

PLAYERS SIGNED (4):

WR Lawrence Dawsey – signed on March 24 (from N.Y. Giants)
S Corey Harris – signed on March 17 (from Seattle)
 TE Walter Reeves – signed on March 21 (from San Diego)
S George Teague – signed on March 20 (from Dallas)

PLAYERS LOST (1):

WR Randal Hill – signed on May 28 (by New Orleans)

1998

PLAYERS SIGNED (2):

G Kevin Donnalley – signed on February 17 (from Tennessee)
S Brock Marion – signed on March 3 (from Dallas)

PLAYERS LOST (3):

WR Qadry Ismail – signed on March 3 (by New Orleans)
G Everett McIver – signed on February 23 (by Dallas)
FB Roosevelt Potts – signed on February 26 (by Baltimore)

1999

PLAYERS SIGNED (4):

TE Hunter Goodwin – signed to offer sheet as a restricted free agent on April 8 (Minnesota declined to match offer sheet on April 9)
CB Greg Jeffries – signed on February 18 (from Detroit)
DE Rich Owens – signed on March 16 (from Washington)
FB Roosevelt Potts – signed on April 1 (from Baltimore)

PLAYERS LOST (2):

TE Frank Wainright – signed on February 26 (by Baltimore)
P Klaus Wilmsmeyer – signed on April 1 (by Carolina)

2000

PLAYERS SIGNED (4):

QB Jay Fiedler – signed on February 17 (from Jacksonville)
LB Scott Galyon – signed on February 29 (from N.Y. Giants)
G Heath Irwin – signed on February 29 (from New England)
S Brian Walker – signed on February 16 (from Seattle)

PLAYERS LOST (3):

P Tom Hutton – signed on May 16 (by Green Bay)
FB Stanley Pritchett – signed on March 14 (by Philadelphia)
S Shawn Wooden – signed on March 10 (by Chicago)

2001

PLAYERS SIGNED (6):

CB Terry Cousin – signed on March 15 (from Atlanta)
QB Ray Lucas – signed offer sheet on March 9 (from N.Y. Jets). Jets declined to match offer sheet on March 16
WR James McKnight – signed on March 16 (from Dallas)
G Todd Perry – signed on March 3 (from Chicago)
T Marcus Spriggs – signed on April 19 (from Buffalo)
WR Dedic Ward – signed on April 18 (from N.Y. Jets)

PLAYERS LOST (7):

DE Trace Armstrong – signed on March 5 (by Oakland)
G Kevin Donnalley – signed on March 16 (by Carolina)
WR Bert Emanuel – signed on March 30 (by New England)
LB Larry Izzo – signed on March 6 (by New England)
DE Rich Owens – signed on April 9 (by Kansas City)
CB Terrance Shaw – signed on March 23 (by New England)
T Richmond Webb – signed on April 30 (by Cincinnati)

2002

PLAYERS SIGNED (1):

DT Larry Chester – signed on March 5 (from Carolina)

PLAYERS LOST (7):

DE Lorenzo Bromell – signed on April 12 (by Minnesota)
CB Terry Cousin – signed on March 19 (by Carolina)
T Spencer Falou – signed on April 12 (by New Orleans)
DE Kenny Mixon – signed on March 12 (by Minnesota)
RB Lamar Smith – signed on March 25 (by Carolina)
P Matt Turk – signed on April 22 (by N.Y. Jets)
S Brian Walker – signed on March 5 (by Detroit)

2003

PLAYERS SIGNED (6):

TE Marco Battaglia – signed on March 25 (from Pittsburgh)
CB Terrell Buckley – signed on March 13 (from New England)
S Sammy Knight – signed on May 13 (from New Orleans)
KR Charlie Rogers – signed on April 11 (from Buffalo)
WR Derrius Thompson – signed on March 8 (from Washington)
DT Jeff Zgonina – signed on March 31 (from St. Louis)

PLAYERS LOST (6):

TE Desmond Clark – signed on March 3 (by Chicago)
DT Jermaine Haley – signed offer sheet on April 18 (by Washington). Dolphins declined to match offer sheet on April 25
CB Paul Miranda – signed on June 3 (by Oakland)
T Brent Smith – signed on May 6 (by N.Y. Jets)
T Marcus Spriggs – signed on June 3 (by Green Bay)
TE Jed Weaver – signed on March 14 (by San Francisco)

2004

PLAYERS SIGNED (9):

x-S Chris Akins – signed on March 5 (from New England)
S Antuan Edwards – signed on April 12 (from Green Bay)
CB Reggie Howard – signed on March 5 (from Carolina)
G Jeno James – signed on March 5 (from Carolina)
TE John Jones – signed on March 29 (from Baltimore)
T Damion McIntosh – signed on March 16 (from San Diego)
RB Sammy Morris – signed on March 12 (from Buffalo)
T John St. Clair – signed on March 12 (from St. Louis)
WR Terrence Wilkins – signed on March 16 (from Indianapolis)

x - Injured Reserve in '04

PLAYERS LOST (4):

FB Obafemi Ayanbadejo – signed on March 6 (by Arizona)
CB Terrell Buckley – signed on June 8 (by New England)
LB Tommy Hendricks – signed on March 8 (by Jacksonville)
T Todd Wade – signed on March 4 (by Houston)

2005

PLAYERS SIGNED (6):

T Damion Cook – signed on March 21 (from Cleveland)
FB Heath Evans – signed on March 17 (from Seattle)
QB Gus Frotte – signed on March 17 (from Minnesota)
T Stockar McDougale – signed on March 15 (from Detroit)
LB Donnie Spragan – signed on March 11 (from Denver)
S Travares Tillman – signed on March 4 (from Carolina)

PLAYERS LOST (3):

LB Morlon Greenwood – signed on March 3 (by Houston)
S Sammy Knight – signed on March 11 (by Kansas City)
DT Bryan Robinson – signed on March 14 (by Cincinnati)

2006

PLAYERS SIGNED (11):

CB Will Allen – signed on March 20 (from N.Y. Giants)
FB Fred Beasley – signed on March 27 (from San Francisco)
S Deke Cooper – signed on April 5 (from Jacksonville)
CB André Goodman – signed on March 13 (from Detroit)
TE Keith Heinrich – signed on May 15 (from Cleveland)
DB Renaldo Hill – signed on March 17 (from Oakland)
LB Sedrick Hodge – signed on March 13 (from New Orleans)
LB Keith Newman – signed on May 15 (from Minnesota)
T Mike Pearson – signed on May 1 (from Jacksonville)
TE Justin Peelle – signed on March 20 (from San Diego)
T L.J. Shelton – signed on March 13 (from Cleveland)

PLAYERS LOST (4):

WR Bryan Gilmore - signed on March 14 (by San Francisco)
T Stockar McDougle - signed on March 16 (by Jacksonville)
QB Sage Rosenfels - signed on March 12 (by Houston)
CB Kiwaukee Thomas - signed on April 5 (by Buffalo)

2007**PLAYERS SIGNED (6):**

K Jay Feely - signed on March 8 (from N.Y. Giants)
WR Az-Zahir Hakim - signed on March 22 (from San Diego)
G Chris Liwienski - signed on March 22 (from Arizona)
TE David Martin - signed on March 5 (from Green Bay)
FB Cory Schlesinger - signed on March 15 (from Detroit)
S Cameron Worrell - signed on March 8 (from Chicago)

PLAYERS LOST (7):

FB Darian Barnes - signed on March 8 (by N.Y. Jets)
DE David Bowens - signed on April 2 (by N.Y. Jets)
G Toniu Fonoti - signed on March 15 (by Atlanta)
T Damion McIntosh - signed on March 3 (by Kansas City)
RB Travis Minor - signed on March 9 (by St. Louis)
RB Sammy Morris - signed on March 3 (by New England)
DT Jeff Zgonina - signed on March 15 (by Houston)

2008**PLAYERS SIGNED (10):**

LB Charlie Anderson - signed on March 1 (from Houston)
S Chris Crocker - signed on March 31 (from Atlanta)
S Keith Davis - signed on March 11 (from Dallas)
CB Nathan Jones - signed on March 14 (from Dallas)
QB Josh McCown - signed on March 1 (from Oakland)

TE Sean Ryan - signed on February 29 (from N.Y. Jets)
G Justin Smiley - signed on March 1 (from San Francisco)
DE Randy Starks - signed on March 1 (from Tennessee)
LB Reggie Torbor - signed on March 1 (from N.Y. Giants)
WR Ernest Wilford - signed on February 29 (from Jacksonville)

PLAYERS LOST (4):

RB Jesse Chatman - signed on March 11 (by N.Y. Jets)
G Rex Hadnot - signed on March 11 (by Cleveland)
QB Cleo Lemon - signed on March 1 (by Jacksonville)
LB Derrick Pope - signed on March 14 (by Minnesota)

2009**PLAYERS SIGNED (3):**

G Joe Berger - signed on February 27 (from Dallas)
C Jake Grove - signed on March 3 (from Oakland)
CB Eric Green - signed on March 12 (from Arizona)

PLAYERS LOST (3):

CB André Goodman - signed on March 1 (by Denver)
CB Renaldo Hill - signed on February 27 (by Denver)
C Al Johnson - signed on March 16 (by New England)

2010**PLAYERS SIGNED (2):**

LB Karlos Dansby - signed on March 5 (from Arizona)
G Richie Incognito - signed on March 17 (from Buffalo)

PLAYERS LOST (2):

CB Nate Jones - signed on March 6 (by Denver)
LB Jason Taylor - signed on April 20 (By N.Y. Jets)

RECORDS OF DOLPHINS STARTING QB'S (1966-2009)

Player	Years	Regular Season	Playoffs	Total
Dan Marino	1983-99	147-93-0	8-10	155-103-0
Bob Griese	1967-80	92-56-3	6-5	98-61-3
Jay Fiedler	2000-04	36-23-0	1-2	37-25-0
David Woodley	1980-83	27-12-1	3-2	30-14-1
Don Strock	1974-87	14-6-0	0-0	14-6-0
Earl Morrall	1972-76	11-1-0	2-0	13-1-0
Chad Pennington	2008-09	11-8-0	0-1	11-9-0
Gus Frerotte	2005	9-6-0	0-0	9-6-0
Chad Henne	2009	7-7-0	0-0	7-7-0
Damon Huard	1997-2000	5-1-0	0-0	5-1-0
Joey Harrington	2006	5-6-0	0-0	5-6-0
Brian Griese	2003	3-2-0	0-0	3-2-0
Scott Mitchell	1990-93	3-4-0	0-0	3-4-0
A.J. Feeley	2004	3-5-0	0-0	3-5-0
John Stofa	1966-67, 1969-70	2-0-0	0-0	2-0-0
Steve DeBerg	1993	2-2-0	0-0	2-2-0
Ray Lucas	2001-02	2-4-0	0-0	2-4-0
George Wilson, Jr.	1966	2-5-0	0-0	2-5-0
George Mira	1971	1-0-0	0-0	1-0-0
Craig Erickson	1996-98	1-2-0	0-0	1-2-0
Kyle Mackey	1987	1-2-0	0-0	1-2-0
Daunte Culpepper	2006	1-3-0	0-0	1-3-0
Cleo Lemon	2005-07	1-7-0	0-0	1-7-0
Rick Norton	1966-69	1-10-0	0-0	1-10-0
Sage Rosenfels	2002-05	0-2-0	0-0	0-2-0
Bernie Kosar	1994-96	0-2-0	0-0	0-2-0
John Beck	2007	0-4-0	0-0	0-4-0
Dick Wood	1966	0-4-0	0-0	0-4-0
Trent Green	2007	0-5-0	0-0	0-5-0
Totals		387-281-4	20-20	407-299-4

2010 NFL SCHEDULE

National Football League
280 Park Avenue, New York, NY 10017
Phone: 212-450-2000

AMERICAN CONFERENCE

EAST

Buffalo
Miami
New England
N.Y. Jets

SOUTH

Houston
Indianapolis
Jacksonville
Tennessee

NORTH

Baltimore
Cincinnati
Cleveland
Pittsburgh

WEST

Denver
Kansas City
Oakland
San Diego

NATIONAL CONFERENCE

EAST

Dallas
N.Y. Giants
Philadelphia
Washington

SOUTH

Atlanta
Carolina
New Orleans
Tampa Bay

NORTH

Chicago
Detroit
Green Bay
Minnesota

WEST

Arizona
St. Louis
San Francisco
Seattle

2010 NFL Schedule

(All times Eastern)

THURSDAY, SEPTEMBER 9

Minnesota at New Orleans 7:30

SUNDAY, SEPTEMBER 12

Miami at Buffalo 1:00
Detroit at Chicago 1:00
Indianapolis at Houston 1:00
Denver at Jacksonville 1:00
Cincinnati at New England 1:00
Carolina at N.Y. Giants 1:00
Atlanta at Pittsburgh 1:00
Cleveland at Tampa Bay 1:00
Oakland at Tennessee 1:00
Green Bay at Philadelphia 4:15
Arizona at St. Louis 4:15
San Francisco at Seattle 4:15
Dallas at Washington 8:20

MONDAY, SEPTEMBER 13

Baltimore at N.Y. Jets 7:00
San Diego at Kansas City 10:15

SUNDAY, SEPTEMBER 19

Arizona at Atlanta 1:00
Tampa Bay at Carolina 1:00
Baltimore at Cincinnati 1:00
Kansas City at Cleveland 1:00
Chicago at Dallas 1:00
Philadelphia at Detroit 1:00
Buffalo at Green Bay 1:00

Miami at Minnesota 1:00

Pittsburgh at Tennessee 1:00
Seattle at Denver 4:05
St. Louis at Oakland 4:05
New England at N.Y. Jets 4:15
Jacksonville at San Diego 4:15
Houston at Washington 4:15
N.Y. Giants at Indianapolis 8:20

MONDAY, SEPTEMBER 20

New Orleans at San Francisco 8:30

SUNDAY, SEPTEMBER 26

Cleveland at Baltimore 1:00
Cincinnati at Carolina 1:00
Dallas at Houston 1:00
San Francisco at Kansas City 1:00

Detroit at Minnesota 1:00
Buffalo at New England 1:00
Atlanta at New Orleans 1:00
Tennessee at N.Y. Giants 1:00
Pittsburgh at Tampa Bay 1:00
Philadelphia at Jacksonville 4:05
Washington at St. Louis 4:05
Oakland at Arizona 4:15
Indianapolis at Denver 2:15
San Diego at Seattle 4:15
N.Y. Jets at Miami 8:20

MONDAY, SEPTEMBER 27

Green Bay at Chicago 8:30

SUNDAY, OCTOBER 3

(Byes: Dallas, Kansas City,
Minnesota, Tampa Bay)

San Francisco at Atlanta 1:00
N.Y. Jets at Buffalo 1:00
Cincinnati at Cleveland 1:00
Detroit at Green Bay 1:00
Carolina at New Orleans 1:00
Baltimore at Pittsburgh 1:00
Seattle at St. Louis 1:00
Denver at Tennessee 1:00
Indianapolis at Jacksonville 4:05
Houston at Oakland 4:05
Washington at Philadelphia 4:15
Arizona at San Diego 4:15
Chicago at N.Y. Giants 8:20

MONDAY, OCTOBER 4

New England at Miami 8:30

SUNDAY, OCTOBER 10

(Byes: Miami, New England,
Pittsburgh, Seattle)

Denver at Baltimore 1:00
Jacksonville at Buffalo 1:00
Chicago at Carolina 1:00
Tampa Bay at Cincinnati 1:00
Atlanta at Cleveland 1:00
St. Louis at Detroit 1:00
Kansas City at Indianapolis 1:00
N.Y. Giants at Houston 1:00
Green Bay at Washington 1:00
New Orleans at Arizona 4:05

Tennessee at Dallas 4:15
San Diego at Oakland 4:15
Philadelphia at San Francisco 8:20

MONDAY, OCTOBER 11

Minnesota at N.Y. Jets 8:30

SUNDAY, OCTOBER 17

(Byes: Arizona, Buffalo,
Carolina, Cincinnati)

Seattle at Chicago 1:00
Miami at Green Bay 1:00
Kansas City at Houston 1:00
Baltimore at New England 1:00
Detroit at N.Y. Giants 1:00
Atlanta at Philadelphia 1:00
Cleveland at Pittsburgh 1:00
San Diego at St. Louis 1:00
New Orleans at Tampa Bay 1:00
N.Y. Jets at Denver 4:05
Oakland at San Francisco 4:05
Dallas at Minnesota 4:15
Indianapolis at Washington 8:20

MONDAY, OCTOBER 18

Tennessee at Jacksonville 8:30

SUNDAY, OCTOBER 24

(Byes: Detroit, Houston,
Indianapolis, N.Y. Jets)

Cincinnati at Atlanta 1:00
Buffalo at Baltimore 1:00
San Francisco at Carolina 1:00
Washington at Chicago 1:00
Jacksonville at Kansas City 1:00
Pittsburgh at Miami 1:00
Cleveland at New Orleans 1:00
St. Louis at Tampa Bay 1:00
Philadelphia at Tennessee 1:00
Arizona at Seattle 4:05
New England at San Diego 4:15
Oakland at Denver 4:15
Minnesota at Green Bay 8:20

MONDAY, OCTOBER 25

N.Y. Giants at Dallas 8:30

SUNDAY, OCTOBER 31

(Byes: Atlanta, Baltimore, Chicago,
Cleveland, N.Y. Giants,

Philadelphia)
Miami at Cincinnati 1:00
 Jacksonville at Dallas 1:00
 Washington at Detroit 1:00
 Buffalo at Kansas City 1:00
 Green Bay at N.Y. Jets 1:00
 Carolina at St. Louis 1:00
 Denver at S. Francisco (London) 1:00
 Tennessee at San Diego 4:05
 Minnesota at New England 4:15
 Seattle at Oakland 4:15
 Tampa Bay at Arizona 4:15
 Pittsburgh at New Orleans 8:20
MONDAY, NOVEMBER 1
 Houston at Indianapolis 8:30
SUNDAY, NOVEMBER 7
 (Byes: Denver, Jacksonville, St. Louis, San Francisco, Tennessee, Washington)
 Tampa Bay at Atlanta 1:00
Miami at Baltimore 1:00
 Chicago at Buffalo (Toronto) 1:00
 New Orleans at Carolina 1:00
 New England at Cleveland 1:00
 N.Y. Jets at Detroit 1:00
 San Diego at Houston 1:00
 Arizona at Minnesota 1:00
 N.Y. Giants at Seattle 4:05
 Indianapolis at Philadelphia 4:15
 Kansas City at Oakland 4:15
 Dallas at Green Bay 8:20
MONDAY, NOVEMBER 8
 Pittsburgh at Cincinnati 8:30
THURSDAY, NOVEMBER 11
 (Byes: Green Bay, New Orleans, Oakland, San Diego)
 Baltimore at Atlanta 8:20
SUNDAY, NOVEMBER 14
 Detroit at Buffalo 1:00
 Minnesota at Chicago 1:00
 N.Y. Jets at Cleveland 1:00
 Cincinnati at Indianapolis 1:00
 Houston at Jacksonville 1:00
Tennessee at Miami 1:00
 Carolina at Tampa Bay 1:00
 Kansas City at Denver 4:05
 Dallas at N.Y. Giants 4:15
 Seattle at Arizona 4:15
 St. Louis at San Francisco 4:15
 New England at Pittsburgh 8:20
MONDAY, NOVEMBER 15
 Philadelphia at Washington 8:30
THURSDAY, NOVEMBER 18
Chicago at Miami 8:20
SUNDAY, NOVEMBER 21
 Baltimore at Carolina 1:00
 Buffalo at Cincinnati 1:00
 Detroit at Dallas 1:00
 Cleveland at Jacksonville 1:00
 Arizona at Kansas City 1:00
 Green Bay at Minnesota 1:00
 Houston at N.Y. Jets 1:00

Oakland at Pittsburgh 1:00
 Washington at Tennessee 1:00
 Seattle at New Orleans 4:05
 Atlanta at St. Louis 4:05
 Tampa Bay at San Francisco 4:05
 Indianapolis at New England 4:15
 N.Y. Giants at Philadelphia 8:20
MONDAY, NOVEMBER 22
 Denver at San Diego 8:30
THURSDAY, NOVEMBER 25
 New England at Detroit 12:30
 New Orleans at Dallas 4:15
 Cincinnati at N.Y. Jets 8:20
SUNDAY, NOVEMBER 28
 Green Bay at Atlanta 1:00
 Tampa Bay at Baltimore 1:00
 Pittsburgh at Buffalo 1:00
 Philadelphia at Chicago 1:00
 Carolina at Cleveland 1:00
 Tennessee at Houston 1:00
 Jacksonville at N.Y. Giants 1:00
 Minnesota at Washington 1:00
 Kansas City at Seattle 4:05
Miami at Oakland 4:05
 St. Louis at Denver 2:15
 San Diego at Indianapolis 8:20
MONDAY, NOVEMBER 29
 San Francisco at Arizona 8:30
THURSDAY, DECEMBER 2
 Houston at Philadelphia 8:20
SUNDAY, DECEMBER 5
 New Orleans at Cincinnati 1:00
 Chicago at Detroit 1:00
 San Francisco at Green Bay 1:00
 Denver at Kansas City 1:00
Cleveland at Miami 1:00
 Buffalo at Minnesota 1:00
 Washington at N.Y. Giants 1:00
 Atlanta at Tampa Bay 1:00
 Jacksonville at Tennessee 1:00
 Oakland at San Diego 1:05
 St. Louis at Arizona 4:15
 Dallas at Indianapolis 4:15
 Carolina at Seattle 4:15
 Pittsburgh at Baltimore 8:20
MONDAY, DECEMBER 6
 N.Y. Jets at New England 8:30
THURSDAY, DECEMBER 9
 Indianapolis at Tennessee 8:20
SUNDAY, DECEMBER 12
 New England at Chicago 1:00
 Cleveland at Buffalo 1:00
 Cincinnati at Pittsburgh 1:00
 Oakland at Jacksonville 1:00
 Tampa Bay at Washington 1:00
 Green Bay at Detroit 1:00
 N.Y. Giants at Minnesota 1:00
 Atlanta at Carolina 1:00
 St. Louis at New Orleans 4:05
 Seattle at San Francisco 4:05
 Denver at Arizona 4:15
Miami at N.Y. Jets 4:15

Kansas City at San Diego 4:15
 Philadelphia at Dallas 8:20
MONDAY, DECEMBER 13
 Baltimore at Houston 8:30
THURSDAY, DECEMBER 16
 San Francisco at San Diego 8:20
SUNDAY, DECEMBER 19
 New Orleans at Baltimore 1:00
 Arizona at Carolina 1:00
 Cleveland at Cincinnati 1:00
 Washington at Dallas 1:00
 Jacksonville at Indianapolis 1:00
Buffalo at Miami 1:00
 Philadelphia at N.Y. Giants 1:00
 Kansas City at St. Louis 1:00
 Detroit at Tampa Bay 1:00
 Houston at Tennessee 1:00
 Atlanta at Seattle 4:05
 Denver at Oakland 4:15
 N.Y. Jets at Pittsburgh 4:15
 Green Bay at New England 8:20
MONDAY, DECEMBER 20
 Chicago at Minnesota 8:30
SATURDAY, DECEMBER 25
 Dallas at Arizona 7:30
SUNDAY, DECEMBER 26
 New England at Buffalo 1:00
 N.Y. Jets at Chicago 1:00
 Baltimore at Cleveland 1:00
 Washington at Jacksonville 1:00
 Tennessee at Kansas City 1:00
Detroit at Miami 1:00
 Minnesota at Philadelphia 1:00
 San Francisco at St. Louis 1:00
 Seattle at Tampa Bay 1:00
 Houston at Denver 4:05
 Indianapolis at Oakland 4:05
 N.Y. Giants at Green Bay 4:15
 San Diego at Cincinnati 8:20
MONDAY, DECEMBER 27
 New Orleans at Atlanta 8:30
SUNDAY, JANUARY 2
 Carolina at Atlanta 1:00
 Cincinnati at Baltimore 1:00
 Pittsburgh at Cleveland 1:00
 Minnesota at Detroit 1:00
 Chicago at Green Bay 1:00
 Jacksonville at Houston 1:00
 Tennessee at Indianapolis 1:00
 Oakland at Kansas City 1:00
Miami at New England 1:00
 Tampa Bay at New Orleans 1:00
 Buffalo at N.Y. Jets 1:00
 Dallas at Philadelphia 1:00
 N.Y. Giants at Washington 1:00
 San Diego at Denver 4:15
 Arizona at San Francisco 4:15
 St. Louis at Seattle 4:15
 Sunday Night Game In Week 17 TBD
 * - Sunday Night Games In Weeks
 11-16 Subject To Change

2010 OPPONENTS

ATLANTA FALCONS

Friday, August 27 vs. Atlanta (preseason) – 7:00 p.m. EST/WFOR

Address: 4400 Falcon Parkway
Flowerly Branch, GA 30542

Phone: (770) 965-3115

President: Rich McKay

General Manager: Thomas Dimitroff

Head Coach: Mike Smith

(3rd NFL Season, 3rd with Falcons)

Career Record: 20-12

Falcons Record: 20-12

Public Relations: Reggie Roberts/Frank Kleha/
Brian Cearns

Stadium (Year Opened): Georgia Dome (1992)

Capacity: 71,228

Playing Surface: FieldTurf

Division: AFC North

2009 Record: 9-7 (2nd, NFC South)

Preseason Record vs. Dolphins: 5-4



ATLANTA FALCONS VS. MIAMI

(Regular Season)

RUSHING

NAME	G	ATT.	YDS.	AVG.	TD
Michael Turner	2	23	69	3.0	0
Jerious Norwood	1	2	7	3.5	5

RECEIVING

NAME	G	NO.	YDS.	AVG.	TD
Tony Gonzalez	6	33	449	13.6	6
Brian Finneran	3	9	144	16.0	1
Roddy White	2	8	92	11.5	0
Jerious Norwood	1	5	49	9.8	0
Michael Jenkins	1	4	41	10.3	0

PASSING

NAME	G	ATT.	CMP.	YDS.	TD	INT.
Matt Ryan	1	36	22	229	2	0

- The Dolphins and Falcons will meet for the 10th time in the preseason, with Atlanta holding a 5-4 advantage.
- Ricky Williams has six touchdowns against Atlanta in six career regular season games against the Falcons. His best performance took place on October 22, 2000, where he rushed for 156 yards and three touchdowns on 29 carries.

BALTIMORE RAVENS

Sunday, November 7 at Baltimore – 1:00 p.m. EST/CBS-TV

Address: 1 Winning Drive
Owings Mills, Maryland 21117



Phone: (410) 700-4000

Owner: Steve Bisciotti

President: Dick Cass

General Manager: Ozzie Newsome

Head Coach: John Harbaugh

(3rd NFL Season, 3rd with Ravens)

Career Record: 20-12

Falcons Record: 20-12

Public Relations: Chad Steele/Patrick Gleason/
Kevin Byrne

Stadium (Year Opened): M&T Bank Stadium
(1998)

Capacity: 71,008

Playing Surface: Sportex Momentum

Division: AFC North

2009 Record: 9-7 (2nd, AFC North)

Regular Season Record vs. Dolphins: 2-5

Postseason Record vs. Dolphins: 2-0

BALTIMORE RAVENS VS. MIAMI

(Regular Season)

RUSHING

NAME	G	ATT.	YDS.	AVG.	TD
Willis McGahee	8	208	748	3.6	2
Ray Rice	1	7	13	1.9	0
Le'Ron McClain	1	6	17	2.8	0

RECEIVING

NAME	G	NO.	YDS.	AVG.	TD
Derek Mason	7	21	343	16.3	3
Todd Heap	3	12	99	8.3	0
Anquan Boldin	2	11	177	16.1	3
Donte' Stallworth	3	8	128	16.0	1
Mark Clayton	2	3	41	13.7	0
Ray Rice	1	2	46	23.0	0

PASSING

NAME	G	ATT.	CMP.	YDS.	TD	INT.
Joe Flacco	1	23	17	232	1	0

- Miami holds the advantage in the all-time series 5-2. The teams have split their two meetings in Baltimore, with Miami winning 24-13 on October 19, 1997 and Baltimore coming out on top 30-23 on January 2, 2005.
- The Ravens are 2-0 vs. Miami in postseason play with both games being played in Miami. Baltimore defeated the Dolphins by a 20-3 count on January 13, 2002, and then by a 27-9 score on January 4, 2009. Both previous games were played in Miami.
- The Dolphins defeated the Ravens, 22-16 in overtime, on December 16, 2007, which accounted for Miami's lone win of a 1-15 campaign.

BUFFALO BILLS

Sunday, September 12 at Buffalo – 1:00 p.m.
EST /CBS-TV
Sunday, December 19 at Miami – 1:00 p.m.
EST/CBS-TV

Address: One Bills Drive
Orchard Park, NY 14127-2296
Phone: (716) 648-1800



Owner and President: Ralph C. Wilson, Jr.
Chief Operating Officer: Russ Brandon
Head Coach: Chan Gailey

(3rd NFL Season, 1st with Bills)
Career Record: 18-14
Bills Record: 0-0

Public Relations: Scott Berchtold/Chris Jenkins/
Matt Heidt/Dominick Rinelli

Stadium (Year Opened): Ralph Wilson
Stadium (1973)
Capacity: 73,967

Playing Surface: AstroPlay

Division: AFC East

2009 Record: 6-10 (4th, AFC East)

Regular Season Record vs. Dolphins: 35-52-1

Postseason Record vs. Dolphins: 3-1

BUFFALO BILLS VS. MIAMI (Regular Season)

RUSHING

NAME	G	ATT.	YDS.	AVG.	TD
Marshawn Lynch	6	79	270	3.4	2
Fred Jackson	5	49	271	5.5	2

RECEIVING

NAME	G	NO.	YDS.	AVG.	TD
Lee Evans	12	39	793	20.3	8
Marshawn Lynch	5	15	114	7.6	0
Fred Jackson	5	10	76	7.6	0
Roscoe Parrish	9	7	44	6.3	0
James Hardy	2	2	19	9.5	0

PASSING

NAME	G	ATT.	CMP.	YDS.	TD	INT.
Trent Edwards	3	84	46	584	5	4
Ryan Fitzpatrick	1	26	17	246	1	1

- Miami will open the season on the road for the fifth time since 2000 and they are 1-4 in those games (31-23 win at Tennessee on 9/9/01, 17-29 loss at Pittsburgh on 9/17/06, 13-16 loss in overtime at Washington on 9/9/07, and 7-19 loss at Atlanta on 9/13/09).
- Miami and Buffalo split the season series, each winning their home game, during the 2009 season. It was the first time they have split the season series since the 2005 season.
- Miami leads the all-time regular season series by a 52-35-1 margin. The Dolphins own a 23-21 advantage at Ralph Wilson Stadium and 29-14-1 mark at home. Miami has lost both postseason contests at Buffalo, while the teams have split two at Miami.

- In their 43-year history playing each other, the Dolphins have swept the regular season series on 20 occasions, while the Bills have done so 11 times.
- Miami set the NFL record for consecutive wins over one team with 20 against Buffalo from 1970-79.

CHICAGO BEARS

Thursday, November 19 vs. Chicago – 8:20 p.m.
EDT/NFLN

Address: Halas Hall at Conway Park
1000 Football Drive
Lake Forest, Illinois 60045

Phone: (847) 295-6600

Chairman: Michael B. McCaskey

President: Ted Phillips

General Manager: Jerry Angelo

Head Coach: Lovie Smith

(7th NFL Season, 7th with Bears)

Career Record: 52-44

Bears Record: 52-44

Public Relations: Jim Christman/Mike Corbo/
Cary Dohman

Stadium (Year Opened): Soldier Field (1924)
Capacity: 61,500

Playing Surface: Natural Grass

Division: NFC North

2009 Record: 7-9 (3rd, NFC North)

Regular Season Record vs. Dolphins: 3-7

CHICAGO BEARS VS. MIAMI (Regular Season)

RUSHING

NAME	G	ATT.	YDS.	AVG.	TD
Chester Taylor	4	35	103	2.9	2
Adrian Peterson	2	3	11	3.7	0

RECEIVING

NAME	G	NO.	YDS.	AVG.	TD
Desmond Clark	2	7	69	9.9	1
Chester Taylor	4	6	29	4.8	0
Rashied Davis	1	5	40	8.0	0
Adrian Peterson	2	1	7	7.0	0

PASSING

NAME	G	ATT.	CMP.	YDS.	TD	INT.
Jay Cutler	1	46	24	307	2	3

- Miami holds an all-time series edge 7-3, including victories in the teams last two meetings, 27-9 (2002) and 31-13 (2006).
- This is the second consecutive season the Dolphins will play a prime time contest on the NFL Network. In 2009, Miami defeated the Panthers, 24-17, in Carolina on November 19, 2009.
- Miami has faced Chicago four times in prime time contests, winning three of the four games (all at home) on Monday Night Football. The Dolphins defeated the Bears 34-3 on November 29, 1971 in Miami; 38-24 on December 2, 1985; lost to Chicago 36-33 in overtime on October 27, 1997; and won 27-9 on December 9, 2002.

- Before losing in 2002, the Bears had won their previous two games in Miami (1997 and 1994).

CINCINNATI BENGALS

Sunday, October 31 at Cincinnati – 1:00 p.m. EST/
CBS-TV

Address: One Paul Brown Stadium
Cincinnati, Ohio 45202

Phone: (513) 621-3550

President: Mike Brown

Head Coach: Marvin Lewis
(8th NFL Season, 8th with Bengals)

Career Record: 56-55-1

Bengals Record: 56-55-1

Public Relations: Jack Brennan/P.J. Combs/
Inky Moore

Stadium (Year Opened): Paul Brown Stadium
(2000)

Capacity: 65,515

Playing Surface: Synthetic

Division: AFC North

2009 Record: 10-6 (1st, AFC North)

Regular Season Record vs. Dolphins: 5-12

Post-Season Record vs. Dolphins: 0-1



CINCINNATI BENGALS VS. MIAMI (Regular Season)

RUSHING

NAME	G	ATT.	YDS.	AVG.	TD
Cedric Benson	1	8	34	4.3	0

RECEIVING

NAME	G	NO.	YDS.	AVG.	TD
Antonio Bryant	3	9	119	13.2	1
Chad Ochocinco	2	7	176	25.1	2
Matt Jones	1	6	128	21.3	1

PASSING

NAME	G	ATT.	CMP.	YDS.	TD	INT.
Carson Palmer	2	70	44	463	3	2

- Miami holds the advantage in the all-time series 12-5, but has lost both of the last two meetings: 16-13 in Cincinnati on September 19, 2004 and 38-25 in Miami on December 30, 2007.
- Miami defeated Cincinnati nine consecutive times, spanning a total of 26 years (1978-2004), before the Bengals won, 16-13, on September 19, 2004.

CLEVELAND BROWNS

Sunday, December 5 vs. Cleveland – 1:00 p.m.
EST/CBS-TV

Address: 76 Lou Groza Boulevard
Berea, OH 44017

Phone: (440) 891-5000

President: Mike Holmgren

General Manager: Tom Heckert Jr.

Head Coach: Eric Mangini



(5th NFL Season, 2nd with Browns)

Career Record: 28-36

Jaguars Record: 5-11

Public Relations: Neal Gulkis/Brian Smith/Dan
Murphy/Bill Bonsiewicz

Stadium (Year Opened): Cleveland Browns
Stadium (1999)

Capacity: 73,300

Playing Surface: Grass

Division: AFC North

2009 Record: 5-11 (4th, AFC North)

Regular Season Record vs. Dolphins: 6-7

Post-Season Record vs. Dolphins: 0-2

CLEVELAND BROWNS VS. MIAMI (Regular Season)

RUSHING

NAME	G	ATT.	YDS.	AVG.	TD
Jerome Harrison	1	8	57	7.1	0
Seneca Wallace	1	2	9	4.5	0

RECEIVING

NAME	G	NO.	YDS.	AVG.	TD
Benjamin Watson	8	16	185	11.6	3
Chansi Stuckey	2	6	87	14.5	1
Alex Smith	2	0	0	0.0	0

PASSING

NAME	G	ATT.	CMP.	YDS.	TD	INT.
Jake Delhomme	2	77	38	512	4	2
Seneca Wallace	1	38	21	185	1	0

- Miami holds a 7-6 advantage in the season series, although the Browns have won the last two meetings between the teams (22-0 on November 20, 2005 and 41-31 on October 14, 2007).
- This season's game will be Cleveland's first trip to Miami since December 26, 2004, when the Dolphins earned a 10-7 win. It also marks just the third visit for the Browns since the 1989 season.

DALLAS COWBOYS

Thursday, September 2 at Dallas (preseason) –
8:30 p.m. EDT/WFOR

Address: Cowboys Center
One Cowboys Parkway
Irving, TX 75063-4999

Phone: (972) 556-9900

Owner/Founder/G.M.: Jerry Jones

Head Coach: Wade Phillips

(11th NFL Season, 4th with Cowboys)

Career Record: 81-54

Cowboys Record: 33-15

Public Relations: Rich Dalrymple/Scott
Agulnek/Jancy Briles/Brett Daniels

Stadium (Year Opened): Cowboys Stadium
(2009)

Capacity: 80,000

Playing Surface: Artificial Turf

Division: NFC East

2009 Record: 11-5 (1st, NFC East)



Preseason Record vs. Dolphins: 1-3
Regular Season Record vs. Dolphins: 7-5
Post-Season Record vs. Dolphins: 1-0

DALLAS COWBOYS VS. MIAMI
 (Regular Season)

RUSHING

NAME	G	ATT.	YDS.	AVG.	TD
Marion Barber	1	14	89	6.5	2

RECEIVING

NAME	G	NO.	YDS.	AVG.	TD
Jason Witten	2	10	85	8.5	0
Roy Williams	1	6	126	21.0	0

PASSING

NAME	G	ATT.	CMP.	YDS.	TD	INT.
Tony Romo	1	29	14	186	2	0

- The teams have played only four preseason contests, with the Dolphins winning three games.

DETROIT LIONS

Sunday, December 26 vs. Detroit – 1:00 p.m.
 EST/CBS-TV

Address: 222 Republic Drive
 Allen Park, Michigan 48101

Phone: (313) 216-4000

Chairman: William Clay Ford

President: Tom Lewand

General Manager: Martin Mayhew

Head Coach: Jim Schwartz
 (2nd NFL Season, 2nd with Lions)

Career Record: 2-14

Lions Record: 2-14

Media Relations: Bill Keenist/Matt Barnhart/
 Deanna Caldwell/Ben Manges

Stadium (Year Opened): Ford Field (2002)

Capacity: 64,500

Playing Surface: FieldTurf

Division: NFC North

2009 Record: 2-14 (4th, NFC North)

Regular Season Record vs. Dolphins: 2-7

DETROIT LIONS VS. MIAMI
 (Regular Season)

RUSHING

NAME	G	ATT.	YDS.	AVG.	TD
Maurice Morris	2	2	14	7.0	0

RECEIVING

NAME	G	NO.	YDS.	AVG.	TD
Bryant Johnson	2	8	61	7.6	0
Dennis Northcutt	2	5	119	23.8	1

PASSING

NAME	G	ATT.	CMP.	YDS.	TD	INT.
Shaun Hill	1	46	30	233	0	0

- Miami has won 7 of the 9 regular season matchups between the two franchises, including the last five contests.



- Detroit has never won in Miami, going 0-4 all time with their last game in Miami being during the 2002 season.

GREEN BAY PACKERS

Sunday, October 17 at Green Bay –1:00 p.m.
 EST/CBS-TV

Address: Lambeau Field Atrium
 1265 Lombardi Avenue
 Green Bay, Wisconsin 54304



Phone: (920) 569-7500

President: Mark Murphy

General Manager: Ted Thompson

Head Coach: Mike McCarthy
 (5th NFL Season, 5th with Packers)

Career Record: 38-26

Packers Record: 38-26

Public Relations: Jeff Blumb/Sarah Quick/Adam Woullard

Stadium (Year Opened): Lambeau Field (1957)

Capacity: 72,928

Playing Surface: DD GrassMaster

Division: 11-5 (2nd, NFC North)

2009 Record: NFC North

Regular Season Record vs. Dolphins: 3-9

GREEN BAY PACKERS VS. MIAMI
 (Regular Season)

RUSHING

NAME	G	NO.	YDS.	AVG.	TD
Donald Driver	3	1	6	6.0	0

RECEIVING

NAME	G	NO.	YDS.	AVG.	TD
Donald Driver	3	13	153	11.8	1
Greg Jennings	1	1	14	14.0	0

PASSING

NAME	G	ATT.	CMP.	YDS.	TD	INT.
NO REGULAR SEASON STATS VS. MIAMI						

- Miami defeated Green Bay in each of the first eight meetings between the two teams, but has lost three of the last four games to the Packers, including the Dolphins last trip to Lambeau Field in 2002.

JACKSONVILLE JAGUARS

Saturday, August 21 at Jacksonville (preseason) –
 7:30 p.m./WFOR-TV

Address: One ALLTEL Stadium Place
 Jacksonville, FL 32202

Phone: (904) 633-6000

Chairman and CEO: Wayne Weaver

Head Coach: Jack Del Rio
 (8th NFL Season, 8th with Jaguars)

Career Record: 57-55

Jaguars Record: 57-55

Public Relations: Dan Edwards/Hunter Robinson/
 Renzo Sheppard/Alisa Abbott

Stadium (Year Opened): ALLTEL Stadium
 (1995)



Capacity: 67,164
Playing Surface: Grass
Division: AFC South
2009 Record: 7-9 (4th, AFC South)
Preseason Record vs. Dolphins: 4-4
Regular Season Record vs. Dolphins: 46-39-1
Post-Season Record vs. Dolphins: 1-0

NEW YORK JETS VS. MIAMI
(Regular Season)

RUSHING

NAME	G	ATT.	YDS.	AVG.	TD
M. Jones-Drew	2	23	105	4.6	2
David Garrard	2	12	50	4.2	0

RECEIVING

NAME	G	NO.	YDS.	AVG.	TD
Ernest Wilford	2	3	38	12.7	0
Troy Williamson	2	2	35	17.5	0
Mercedes Lewis	2	2	30	15.0	0
M. Jones-Drew	2	2	24	12.0	0
Mike Sims-Walker	1	1	6	6.0	0

PASSING

NAME	G	ATT.	CMP.	YDS.	TD	INT.
David Garrard	2	48	27	368	2	0
Luke McCown	1	16	9	161	1	2

- This is Miami's ninth overall preseason meeting against Jacksonville and the eighth in as many seasons. The preseason series is tied at four wins apiece, with the Dolphins winning the last three preseason games.

MINNESOTA VIKINGS

Sunday, September 19 at Minnesota – 1:00 p.m.
EST/CBS-TV

Address: 9520 Vikings Drive
Eden Prairie, Minnesota 55344
Phone: (952) 828-6500
Chairman: Zigi Wilf
President: Mark Wilf
Head Coach: Brad Childress
(5th NFL Season, 5th with Vikings)
Career Record: 36-28
Vikings Record: 36-28
Public Relations: Bob Hagan/Tom West/Brad Madson
Stadium (Year Opened): Hubert H. Humphrey
Metrodome (1982)
Capacity: 64,121
Playing Surface: FieldTurf
Division: NFC North
2009 Record: 12-4 (1st, NFC North)
Regular Season Record vs. Dolphins: 4-5
Post-Season Record vs. Dolphins: 0-1



MINNESOTA VIKINGS VS. MIAMI
(Regular Season)

RUSHING

NAME	G	NO.	YDS.	AVG.	TD
Chester Taylor	4	35	103	2.9	2
Ryan Moats	1	8	23	2.9	0

RECEIVING

NAME	G	NO.	YDS.	AVG.	TD
Visanthe Shiancoe	1	0	0	-	0
Bernard Berrian	1	1	10	10.0	0

PASSING

NAME	G	ATT.	CMP.	YDS.	TD	INT.
Brett Favre	7	244	146	59.8	10	6

- Miami holds the advantage in the all-time series by a 5-4 margin, taking the advantage in the series when they defeated the Vikings in their last meeting, 24-20, on October 19, 2006, in Miami.
- After winning in Minnesota in their first two trips in franchise history, Miami has yet to defeat Minnesota in the Metrodome, losing all three games played there (1994, 2000, 2002).

NEW ENGLAND PATRIOTS

Monday, October 4 vs. New England – 8:30 p.m.
EST/ESPN
Sunday, January 2 at New England – 1:00 p.m.
EST/CBS-TV

Address: One Patriot Place
Foxborough, MA 02035
Phone: (508) 543-8200
Owner: Robert Kraft
Head Coach: Bill Belichick
(16th NFL Season, 11th with Patriots)
Career Record: 148-92
Patriots Record: 112-48
Public Relations: Stacey James/Aaron Salkin/
Jeff Cournoyer
Stadium (Year Opened): Gillette Stadium (2002)
Capacity: 68,756
Playing Surface: Grass
Division: AFC East
2009 Record: 10-6 (1st, AFC East);
Regular Season Record vs. Dolphins: 37-49
Post-Season Record vs. Dolphins: 2-1



NEW ENGLAND PATRIOTS VS. MIAMI
(Regular Season)

RUSHING

NAME	G	NO.	YDS.	AVG.	TD
Laurence Maroney	5	71	348	4.9	2
Kevin Faulk	21	123	507	4.1	2
Fred Taylor	3	47	200	4.3	2

RECEIVING

NAME	G	NO.	YDS.	AVG.	TD
Randy Moss	9	45	760	16.9	10
Kevin Faulk	21	47	437	9.3	2
Wes Welker	6	47	613	13.0	2
Fred Taylor	3	9	66	7.3	0
Sam Aiken	12	5	129	25.8	1

PASSING

NAME	G	ATT.	CMP.	YDS.	TD	INT.
Tom Brady	16	453	265	3131	28	16

- The Dolphins began playing the Patriots twice a year during the regular season in 1967 and have swept the regular season series 13 times, while New England has owned the series on six occasions, all coming since 1986. Miami and New England have split the season series 23 times, including the five of the last six and eight of the last ten seasons. In 1966 and 1982, the teams faced off only once during the regular season, with the Patriots emerging victorious on both occasions. The Dolphins lead the regular season series 49-37, while the Patriots hold a 2-1 advantage in postseason contests.
- The Dolphins have faced the Patriots 14 times in prime time action, with 13 of those games being in Miami. The Dolphins have won nine of those 14 contests on Monday Night Football.
- Overall, the Dolphins are 33-11 against the Patriots in games decided in Miami. The Dolphins are 17-26 against the Patriots in New England during the regular season, including a 2-6 register at Gillette Stadium. Miami won last victory in New England came during the 2008 season.
- Vontae Davis intercepted Patriots QB Tom Brady in each of the teams' two 2009 games.

NEW YORK JETS

Sunday, September 26 vs. N.Y. Jets – 8:30 p.m.
EST/NBC-TV

Sunday, December 12 at N.Y. Jets – 4:15 p.m.
EST/CBS-TV

Address: 1 Jets Drive

Florham Park, NJ 07932

Phone: (973) 549-4800

Owner/President: Woody Johnson

General Manager: Mike Tannenbaum

Head Coach: Rex Ryan

(2nd NFL Season, 1st with Buccaneers)

Career Record: 9-7

Jets Record: 9-7

Public Relations: Bruce Speight/David Tratner/
Jared Winley/Meghan Gilmore

Stadium (Year Opened): Meadowlands

Stadium (2010)

Capacity: 82,566

Playing Surface: FieldTurf

Division: AFC East

2009 Record: 9-7 (2nd, AFC East)

Regular Season Record vs. Dolphins: 46-41-1

Post-Season Record vs. Dolphins: 0-1

NEW YORK JETS VS. MIAMI

(Regular Season)

RUSHING

NAME	G	NO.	YDS.	AVG.	TD
Thomas Jones	7	141	522	3.7	4

Shonn Greene 2 10 25 2.5 0

RECEIVING

NAME	G	NO.	YDS.	AVG.	TD
J. Cotchery	10	24	354	14.8	2
Braylon Edwards	4	20	295	14.8	5
Thomas Jones	7	12	81	4.8	0
Dustin Keller	4	10	100	10.0	1
Santonio Holmes	2	2	11	5.5	1

PASSING

NAME	G	ATT.	CMP.	YDS.	TD	INT.
Mark Sanchez	2	59	32	437	3	0

- The Jets currently lead the all-time regular season series by a 46-41-1 margin. Miami is 1-0 versus the Jets in post-season play.
- The Jets hold a 26-18 advantage in games played in New York. The Dolphins are 23-20-1 in regular season play and 1-0 in the postseason against the Jets in Miami. The Dolphins swept the season series in 2009, the first time since the 2003 season.
- This will be the first contest between the two teams on Sunday Night Football. The teams have faced off nine times on Monday Night Football, with the Jets holding a 6-4 advantage. Miami defeated the Jets 31-27 on Monday, October 12.
- With wins in 2008 and 2009, Miami won at the Jets in consecutive seasons for the first time since the 1996-97 seasons.

OAKLAND RAIDERS

Sunday, November 28 at Oakland – 4:05 p.m.
EST/CBS-TV

Address: 1220 Harbor Bay Parkway
Alameda, California 94502

Phone: (510) 864-5000

Owner: Al Davis

Chief Executive: Amy Trask

Head Coach: Tom Cable

(3rd NFL Season, 3rd with Raiders)

Career Record: 9-19

Raiders Record: 9-19

Public Relations: Mike Taylor/William Kess

Stadium (Year Opened): Oakland Coliseum
(1966)

Capacity: 63,132

Playing Surface: Grass

Division: AFC West

2009 Record: 5-11 (3rd, AFC West)

Regular Season Record vs. Dolphins: 16-12-1

Post-Season Record vs. Dolphins: 3-1

OAKLAND RAIDERS VS MIAMI

(Regular Season)

RUSHING

NAME	G	NO.	YDS.	AVG.	TD
Darren McFadden	1	3	13	4.3	0
Justin Fargas	3	39	236	6.1	0

RECEIVING

NAME	G	NO.	YDS.	AVG.	TD
Zach Miller	2	4	67	16.8	0
Darren McFadden	1	2	1	0.5	0

PASSING

NAME	G	ATT.	CMP.	YDS.	TD	INT.
Jason Campbell	1	21	12	222	0	2

- Oakland holds the advantage in the all-time regular season series by a 16-12-1 margin, but has lost seven of the team's last eight games vs. Miami, winning only once since the 1996 season.

PITTSBURGH STEELERS

Sunday, October 24 vs. Pittsburgh – 1:00 p.m./CBS-TV

Address: UPMC Sports Performance Complex
3400 South Water Street
Pittsburgh, PA 15203-2349

Phone: (412) 432-7800

Chairman: Dan Rooney

President: Art Rooney II

Director of Football Operations: Kevin Colbert

Head Coach: Mike Tomlin

(4th NFL Season, 4th with Steelers)

Career Record: 31-17

Steelers Record: 31-17

Public Relations: Dave Lockett/Burt Lauten/Emily Scerba

Stadium (Year Opened): Heinz Field (2001)

Capacity: 65,050

Playing Surface: Desso GrassMaster

Division: AFC North

2009 Record: 9-7 (3rd, AFC North)

Regular Season Record vs. Dolphins: 11-9

Post-Season Record vs. Dolphins: 1-1

PITTSBURGH STEELERS VS MIAMI

(Regular Season)

RUSHING

NAME	G	NO.	YDS.	AVG.	TD
R. Mendenhall	1	20	94	4.7	0
Mewelde Moore	2	1	14	14.0	0

RECEIVING

NAME	G	NO.	YDS.	AVG.	TD
Hines Ward	5	32	316	9.9	2
Heath Miller	3	8	157	19.6	2

PASSING

NAME	G	ATT.	CMP.	YDS.	TD	INT.
B. Roethlisberger	3	70	48	548	4	2
Charlie Batch	2	41	23	304	3	0
Byron Leftwich	1	42	24	256	0	3

- Pittsburgh holds the advantage in the all-time regular season series at 11-9, including the last four games between the franchises.

- The Dolphins and Steelers have split the post-season series 1-1, with both teams winning in their home stadium. The last post-season game was a 45-28 victory by the Dolphins in the 1984 season's AFC Championship Game in Miami.
- The last time Miami defeated Pittsburgh was September 20, 1998 when the Dolphins defeated the Steelers 21-0 at home.

TAMPA BAY BUCCANEERS

Thursday, August 14 at Tampa Bay
(preseason) – 7:00 p.m. EST/WFOR-TV

Address: One Buccaneer Place

Tampa, FL 33607

Phone: (813) 870-2700

Owner: Malcolm Glazer

General Manager: Mark Dominik

Head Coach: Raheem Morris
(2nd NFL Season, 2nd with Buccaneers)

Career Record: 3-13

Buccaneers Record: 3-13

Public Relations: Jonathan Grella, Jason Wahlers, Dan Berglund, Kimberly Hannah

Stadium (Year Opened): Raymond James Stadium (1998)

Capacity: 65,857

Playing Surface: Grass

Division: NFC South

2009 Record: 3-13 (4th, NFC South)

Preseason Record vs. Dolphins: 9-15

Regular Season Record vs. Dolphins: 4-5

TAMPA BAY BUCCANEERS VS. MIAMI

(Regular Season)

RUSHING

NAME	G	NO.	YDS.	AVG.	TD
Earnest Graham	2	17	50	2.9	0
Josh Freeman	1	6	35	5.8	0

RECEIVING

NAME	G	NO.	YDS.	AVG.	TD
Kellen Winslow	2	12	192	16.0	0
Maurice Stovall	1	4	47	11.8	0
Michael Clayton	2	3	30	10.0	0
Jerramy Stevens	2	2	20	10.0	1

PASSING

NAME	G	ATT.	CMP.	YDS.	TD	INT.
Josh Freeman	1	28	15	196	1	1

- The Buccaneers are the Dolphins' most common preseason opponent, having faced each other 24 times.
- Miami won the last preseason contest between the two teams, 10-6 on August 27, 2009 in Tampa.

TENNESSEE TITANS

Sunday, November 14 vs. Tennessee – 1:00 p.m./CBS-TV

Address: 460 Great Circle Road
Nashville, TN 37228

Phone: (615) 565-4000

Owner/Chairman: Bud Adams

General Manager: Mike Reinfeldt

Head Coach: Jeff Fisher

(16th NFL Season, 16th with Titans)

Career Record: 136-110

Titans Record: 136-110

Public Relations: Robbie Bohren, Dwight

Spadlin, Jared Puffer

Stadium (Year Opened): LP Field (1999)

Capacity: 68,798

Playing Surface: TifSport Bermuda Sod

Division: AFC North

2009 Record: 8-8 (3rd, AFC South)

Regular Season Record vs. Dolphins: 13-17

Post-Season Record vs. Dolphins: 1-0



TENNESSEE TITANS VS. MIAMI
(Regular Season)

RUSHING

NAME	G	NO.	YDS.	AVG.	TD
Chris Johnson	1	29	104	3.6	0

RECEIVING

NAME	G	NO.	YDS.	AVG.	TD
Chris Johnson	1	2	55	27.5	0
Kenny Britt	1	2	32	16.0	0
Nate Washington	3	4	70	17.5	2

PASSING

NAME	G	ATT.	CMP.	YDS.	TD	INT.
Kerry Collins	4	137	80	881	1	10
Vince Young	1	27	14	236	3	1

- Dating back to the days of the Houston Oilers, the teams have faced off 30 times during the regular season with the Dolphins holding a 17-13 advantage.
- Tennessee defeated Miami in the Dolphins only overtime game of the 2009 season, 27-24.
- This will be the 7th time the two teams have played each other since the 2000 season with the teams splitting the previous six games.

DOLPHINS ON THE AIR

WINZ (940 AM) and WBGG (105.9 FM) Flagship Stations for the Miami Dolphins Radio Network

WINZ (940 AM) and WBGG (105.9 FM) are the new flagship stations for the Miami Dolphins Radio Network

On March 1, 2010, the Dolphins announced a multi-year radio broadcast rights partnership with Clear Channel Communications that will result in WBGG-FM (Big 105.9) and WINZ-AM (940 --The Sports Animal) being the new Dolphins flagship stations. All Dolphin preseason, regular season and playoff games will be broadcast exclusively in South Florida on those two outlets and throughout South and Central Florida on The Miami Dolphins Radio Network.

In addition to the game broadcasts, a two-hour pregame and a two-hour postgame show will round out "Dolphins Game Day Live" coverage on WBGG, WINZ, The Miami Dolphins Radio Network, MiamiDolphins.com, The Sun Life Stadium Television Network and WFOR TV.

In May 2010, the Dolphins announced a multi-year partnership with Univision Radio in Miami to be the new Spanish language flagship of the Miami Dolphins. Univision Radio's WQBA AM and The Miami Dolphins Spanish Radio Network will broadcast every preseason, regular season, and post-season Dolphins game.

The radio and TV broadcasts are part of the Dolphins' fully integrated multi-media assets that also include "The Finsiders" daily sports radio show on WINZ (radio) and MiamiDolphins.com (video simulcast); Juntos con los Dolphins weekly radio show on WQBA (Spanish radio); "The Tony Sparano Show", "Dolphins Weekly" and "The Finsiders 5th Quarter" shows on WFOR (television), WINZ and WBGG (radio), MiamiDolphins.com (video simulcast), Sun Life Stadium Television Network (video simulcast); MiamiDolphins.com and TheFinsiders.com (web); Dolphin Digest and The Finsider Gameday Magazine (print); and Dolphins FanVision, Stadium Vision and Video Board (stadium); Twitter and Facebook (social media).

Following is a list of radio stations on The Miami Dolphins Radio Network in 2010 (as of printing):

Ft. MyersWRXK 96 K-Rock
 Ft. PierceWCZR 101.7 FM
 Key WestWCNK 98.7FM
 MiamiWBGG 105.9 FM
 MiamiWINZ 940 AM

MiamiWQBA 1140 AM (Spanish)
 Vero BeachWCZR 101.7 FM
 West Palm BeachWJNO 1290 AM
 West Palm BeachWZZR 94.3 FM
 West Palm BeachWRLX 92.1 FM (Spanish)

PRESEASON TELEVISION

All four Miami Dolphin preseason games will be broadcast on WFOR-TV (Channel 4) in Miami, the 15th consecutive season WFOR has served as the preseason home of the Dolphins. In addition, the games can also be seen on WXCW (Channel 6) in Fort Myers as well as WTVX (Channel 4) in West Palm Beach.

The Dolphins open their 2010 preseason schedule with a home game on Saturday, August 14 against the Tampa Bay Buccaneers. The game will mark the 11th consecutive season and the 18th time in 20 years that the two teams have played in the preseason. Kickoff is scheduled for 7:00 PM ET at Sun Life Stadium and the game will be televised live on WFOR, WXCW and WTVX if it is sold out 72 hours before kickoff; otherwise it will be shown on a delayed basis.

The road portion of the preseason gets underway on Saturday, August 21 when the Dolphins visit Jacksonville Municipal Stadium for a game against the Jacksonville Jaguars. It marks the eighth straight year the two teams have faced each other in the preseason. The game will be at 7:30 PM ET and will be televised live on WFOR, WXCW and WTVX.

The Dolphins will return to action six days later on Friday, August 27 at 7:00 PM. ET as the Atlanta Falcons make their first preseason appearance in South Florida since 2005. Again, the game will be shown live on WFOR, WXCW and WTVX if it is sold out 72 hours before kickoff; otherwise it will be broadcast on a delayed basis.

The Dolphins close out their preseason with their first trip to the new Cowboys Stadium to face the Dallas Cowboys. It will be only the fifth time in history and the first in Dallas since 1983 that the two storied franchises have met in the preseason. The game will be on Friday, September 2 at 8:00 PM ET and will be televised live on WFOR, WXCW and WTVX.

Dick Stockton begins his first season handling the play-by-play for the games on WFOR. Stockton has a long history of covering almost every major sports event on a national level. Currently he is a member of FOX's NFL broadcast team and also handles national telecasts of Major League Baseball and the National Basketball Association on both FOX and Turner Sports. Joining Stockton as a color analyst will be former Dolphins great and Pro Football Hall of Famer Bob Griese, a member of ABC and ESPN's broadcast teams for college football. In addition, Nat Moore, the Dolphins' third all-time leading receiver and one of the most popular players in club history, again will handle color commentary. Kim Bokamper, sports anchor of WFOR and a former Dolphins Pro Bowl linebacker, will continue in his role on WFOR's broadcast team as a sideline reporter.

DATE	OPPONENT	BROADCAST	TIME (EDT)
SAT., AUG. 14	TAMPA BAY	WFOR, WXCW AND WTVX	7:00 PM*
Sat., Aug. 21	at Jacksonville	WFOR, WXCW and WTVX	7:30 PM
FRI., AUG. 27	ATLANTA	WFOR, WXCW AND WTVX	7:00 PM*
Thur., Sept. 2	at Dallas	WFOR, WXCW and WTVX	8:00 PM

* Game will be broadcast live if sold out 72 hours in advance of game time; otherwise it will be shown on a tape delay basis.

MEDIA INFORMATION

CREDENTIALS: Media representatives who do not have press credentials for the entire season (but will be working for an accredited media outlet on an immediate deadline) may request them on a single-game basis. Written credential requests must be made at least one week in advance to: Harvey Greene, Senior Vice President - Media Relations, Miami Dolphins, 7500 S.W. 30th Street, Davie, FL 33314 (954/452-7010). Reserved credentials can be picked up at the press will call booth, located outside Gate H of Sun Life Stadium, on the day of the game. ALL members of the media picking up credentials at the will call window must present a valid photo identification. In addition, all media members must show a valid photo identification upon entering the stadium. The media entrance is at Gate H.

PHOTOGRAPHERS: Photographers with accredited media outlets on an immediate deadline may request credentials on a single-game basis from the Dolphins' media relations department. Credentials **WILL NOT** be issued to freelance photographers unless granted special approval by the Dolphins. Field photographers are reminded to remain outside of the bench area. ALL photographers are required to wear a vest that must be obtained prior to the game in the photo tent located right inside Gate B. All photographers must kneel when shooting in either the East or West end zone.

STILL PHOTOGRAPHY: Still photography of any kind is NOT permitted at any time in the Dolphins' locker room following both home and road games, in addition to the locker room at the team's training facility during the course of the week.

VIDEO PHOTOGRAPHY: Video photography is limited to just interviews in the Dolphins' locker room following both home and road games, in addition to the locker room at the team's training facility during the course of the week. B-roll footage is NOT permitted at any time.

PRESS BOX: To get to the Sun Life Stadium press box, enter at Gate H. Go through a set of double doors and turn right to access the press elevator. Exit elevator on the second floor and the press box is to your left on both the second and third floors. Only credentials issued by the Dolphins will be honored for admittance to Sun Life Stadium.

LOCKER ROOMS: Admission to the home and visiting locker rooms is governed by each individual team. Only media representatives with proper credentials, granting locker room access or those stamped with a number "3" will be admitted. No one will be admitted to the locker rooms prior to the game. Both teams' locker rooms are located on the ground level on the west side of the stadium. From the press box, take the elevator to the ground level. Out of the elevator, bear right and go through the double doors to the corridor. Go straight to the main corridor and turn left. The Dolphins' locker room will be on your left, and the interview room will be about 20 yards further, also on the left. Continue straight past the Gate A tunnel, and the visitor's interview room, as well as the visitor's locker room, will be on the left.

INTERVIEW ROOM: Head Coach Tony Sparano will hold his post-game press conference immediately following the conclusion of the game in the interview room, which is located on the ground level in the west side of the stadium.

PARKING: Press parking at Sun Life Stadium is very limited. All parking requests must be directed to Harvey Greene, Senior Vice President - Media Relations, (954/452-7010).

TELEPHONES: Any media member desiring to have their own press box telephone line must order it directly from Joe Curbelo of the Miami Dolphins Information Technology department, (954/452-7135). Instruments can be ordered from the Dolphins' media relations department, (954/452-7010).

WIRELESS ACCESS: Sun Life Stadium offers wireless internet access in all areas of the press boxes. The access is free of charge and works with all wi-fi enabled computer equipment. For those computers that do not have wi-fi capabilities, every seat is equipped with a "Cat 5" network jack to which members of the media can connect using a Cat 5 patch cable.

COPY TRANSMISSION: Copy transmission is available at every Dolphins home game. The transmission representative is Tim Lippman, 22 Keswick B, Deerfield Beach, FL, 33442 (954/428-9751; CELL: 954/548-9033 or e-mail: timlippman@yahoo.com).

FIELD ACCESS: Only working newspaper, network TV photographers, club/stadium officials and a limited number of local TV photographers are permitted on the field during the game. Press box passes will not be honored for field admittance at any time, unless authorized by the Miami Dolphins.

FOR MORE INFO: For more information on the Dolphins, contact the media relations department: Harvey Greene, Senior Vice President - Media Relations; Fitz Ollison, Director of Communication; Jason Jenkins, Director of Media Relations; and Gayle Baden, Executive Assistant. Office phone number is (954) 452-7010 and (954) 452-7000-switchboard.

TRAINING CAMP: The Dolphins practice at Nova Southeastern University during both the preseason and regular season. The campus is located in Davie at 7500 S.W. 30th Street.

DIRECTIONS

FT. LAUDERDALE TO TRAINING CAMP: From the north, take I-95 South to I-595 West. Take I-595 West to University Drive exit. Proceed off exit and turn left onto University Drive (going south). Go past three traffic lights to S.W. 30th Street and turn left. Entrance to facility is 300 yards on right.

MIAMI AIRPORT TO TRAINING CAMP: From the airport, take 836 West to 826 North. Follow 826 North to exit for Florida Turnpike North. Take Turnpike North to I-595 West. Take I-595 West to

University Drive exit. Proceed off exit and turn left onto University Drive (going south). Go past three traffic lights to S.W. 30th Street and turn left. Entrance to facility is 300 yards on right.

FROM THE SOUTH TO TRAINING CAMP: From the south, take I-95 North to I-595 West. Take I-595 West to University Drive exit. Proceed off exit and turn left onto University Drive (going south). Go past three traffic lights to S.W. 30th Street and turn left. Entrance to facility is 300 yards on right.

FT. LAUDERDALE TO SUN LIFE STADIUM: Take I-595 West to Florida Turnpike South. Upon approaching stadium, follow signs for "Stadium via I-95" (DO NOT take turnpike extension -exit 47 Homestead). Get off at Exit 2X (Dan Marino Blvd./199th St.). Proceed off exit and make a right onto Dan Marino Blvd. Enter through Parking Gate 4, which is on the right.

MIAMI AIRPORT TO SUN LIFE STADIUM: Take I-95 North to Ives Dairy Road. Proceed west for five miles (name of road changes to 199th Street/Dan Marino Blvd.) and stadium is on right. Enter parking Gate 4.

IMPORTANT NFL DATES FOR 2010-14

- 2010 -

August 6-8 - Hall of Fame Weekend.

August 8 - Pro Football Hall of Fame Game, Canton, Ohio: Cincinnati vs. Dallas

August 12-16 - First Preseason Weekend.

August 31 - Roster cut-down to maximum of 75 players on Active List by 4 P.M., New York time.

September 4 - Roster cut-down to maximum of 53 players on Active/Inactive List by 6 P.M., New York time.

September 4 - Simultaneously with the cut-down to 53, clubs that have players in the categories of Active/Physically Unable to Perform or Active/Non-Football Injury or Illness must take one of the following options: place player on Reserve/Physically Unable to Perform or Reserve/Non-Football Injury or Illness, whichever is applicable; ask waivers; terminate; trade; or continue to count him on Active List.

September 5 - Clubs may establish a Practice Squad of eight players by signing free agents who do not have an accrued season of free agency credit or who were on the 45-player Active List for less than nine regular-season games during their only Accrued Season(s). A player cannot participate on the Practice Squad for more than three seasons.

September 8 - All clubs are required to file a personnel (injury) report with their conference information manager by 4 P.M., New York time. Reports are to be filed every Wednesday, Thursday and Friday before a regular-season game by 4 P.M., New York time (or as soon as possible after the completion of practice). An update must also be reported if there is any change in a player's condition after Friday.

September 9-13 - Regular Season opens.

October 19 - Beginning the day after the conclusion of the sixth regular-season weekend and continuing through the day after the conclusion of the ninth regular-season weekend, clubs are permitted to begin practicing players on Reserve/Physically Unable to Perform and Reserve/Non-Football Injury or Illness for a period not to exceed 21 days. Players may be activated during the 21-day practice period or until 4 P.M., New York time, on the day after the conclusion of the 21-day period.

October 19 - All trading ends at 4 P.M., New York time.

- 2011 -

January 3 - Clubs may begin signing free-agent players for the 2011 season.

January 8-9 - Wild Card Playoff Games.

January 15-16 - Divisional Playoff Games.

January 23 - AFC and NFC Championship Games.

January 30 - AFC-NFC Pro Bowl, Aloha Stadium, Honolulu, Hawaii.

February 6 - Super Bowl XLV, Cowboys Stadium, North Texas.

- 2012 -

February 5* - Super Bowl XLVI, Lucas Oil Stadium, Indianapolis, Indiana.

- 2013 -

February 3* - Super Bowl XLVII, Louisiana Superdome, New Orleans, Louisiana.

- 2014 -

February 2* - Super Bowl XLVIII, New Meadowlands Stadium, New York-New Jersey.

*Tentative date.

MEDICAL GLOSSARY

AC Joint – Acromioclavicular joint; joint of the shoulder where acromion process of the scapula and the distal end of the clavicle meet; most shoulder separations occur at this point.

Abduct – Movement of any extremity away from the midline of the body. This action is achieved by an abductor muscle.

Abrasion – Any injury which rubs off the surface of the skin.

Abscess – An infection which produces pus; can be the result of a blister, callus, penetrating wound or laceration.

Adduct – Movement of an extremity toward the midline of the body. This action is achieved by an adductor muscle.

Achilles' Tendon – The tendon at the back of the heel.

Adhesion – Abnormal adherence of collagen fibers to surrounding structures during immobilization following trauma or as a complication of surgery which restricts normal elasticity of the structures involved.

Aerobic – Exercise in which energy needed is supplied by oxygen inspired and is required for sustained periods of vigorous exercise with a continually high pulse rate.

Anabolic Steroids – Steroids that promote tissue growth by creating protein in an attempt to enhance muscle growth. The main anabolic steroid is testosterone (male sex hormone).

Anaerobic – Exercise without use of oxygen as an energy source; short bursts of vigorous exercises.

Anaphylactic Shock – Shock that is caused by an allergic reaction.

Anterior Compartment Syndrome – Condition in which swelling within the anterior compartment of the lower leg jeopardizes the viability of muscles, nerves and arteries that serve the foot. In severe cases, emergency surgery is necessary to relieve the swelling and pressure.

Anterior Cruciate Ligament (ACL) – A primary stabilizing ligament within the center of the knee joint that prevents hyperextension and excessive rotation of the joint. A complete tear of the ACL necessitating reconstruction could require up to 12 months of rehabilitation.

Anterior Talofibular Ligament – A ligament of the ankle that connects the fibula (lateral ankle bone) to the talus. This ligament is oft times subject to sprain.

Anti-Inflammatory – Any agent which prevents inflammation, such as aspirin or ibuprofen.

Anterogram – A film demonstrating arteries after injection of a dye.

Arthrogram – X-ray technique for joints using air and/or dye injected into the affected area; useful in diagnosing meniscus tears of the knee and rotator cuff tears of the shoulder.

Arthroscope – An instrument used to visualize the interior of a joint cavity.

Arthroscopy – A surgical examination of the internal structures of a joint by means for viewing through an arthroscope. An arthroscopic procedure can be used to remove or repair damaged tissue or as a diagnostic procedure in order to inspect the extent of any damage or confirm a diagnosis.

Articular Cartilage – Cartilage lining the opposing surfaces of bones.

Aspiration – The withdrawal of fluid from a body cavity by means of a suction or siphonage apparatus, such as a syringe.

Atrophy – To shrivel or shrink from disuse, as in muscular atrophy.

Avascular Necrosis – Death of a part due to lack of circulation.

Avulsion – The tearing away, forcibly, of a part or structure.

Baker's Cyst – Localized swelling of a bursa sac in the posterior knee as a result of fluid that has escaped from the knee capsule. A Baker's cyst indicates that there is a trauma inside the knee joint that leads to excessive fluid production.

Bone Scan – An imaging procedure in which a radioactive-labeled substance is injected into the body to determine the status of a bony injury. If the radioactive substance is taken up the bone at the injury site, the injury will show as a "hot spot" on the scan image. The bone scan is particularly useful in the diagnosis of stress fractures.

Brachial Plexus – Network of nerves originating from the cervical vertebrae and running down to the shoulder, arm, hand, and fingers.

Bruise – A discoloration of the skin due to an extravasation of blood into the underlying tissues.

Burner – Common term for brachial plexus trauma in the neck. Usually results in burning or tingling sensation into the shoulder or arm when the neck is forced beyond the normal range of motion.

Bursa – A fluid-filled sac that is located in areas where friction is likely to occur, then minimizes the friction; for example between a tendon and bone.

Capsule – An enclosing structure which surrounds the joint and contains ligaments which stabilize that joint.

Cartilage – Smooth, slippery substance preventing two ends of bones from rubbing together and grating.

CAT Scan – Use of a computer to produce a cross sectional view of the anatomical part being investigated from X-ray data.

Cellulitis – Inflammation of cellular or connective tissue.

Cervical Vertebrae – Group of seven vertebrae located in the neck.

Charley Horse – A contusion or bruise to any muscle resulting in intramuscular bleeding. No other injury should be called a charley horse.

Chondral Fracture – Fracture to the chondral (cartilaginous) surfaces of bone.

Chondromalacia – A roughening of the cartilage surface. Best known for the roughening of the underside of the kneecap.

Clavical – The collar bone; the bone connecting the breastbone with the shoulder blade.

Colles' Fracture – A fracture of the distal end of the radius with the lower end being displaced backward.

Concentric Muscle Contraction – A shortening of the muscle as it develops tension and contracts to move a resistance.

Concussion – Jarring injury of the brain resulting in dysfunction. It can be graded as mild, moderate or severe depending on loss of consciousness, amnesia and loss of equilibrium.

Contusion – An injury to a muscle and tissues caused by a blow from a blunt object.

Cortical Steroids – Used to suppress joint inflammation.

Cortisone – An anti-inflammatory medication.

Costochondral – Cartilage that separates the bones within the rib cage.

Cryokinetics – Treatment with cold and movement.

Cryotherapy – A treatment with the use of cold.

Cyst – Abnormal sac containing liquid or semi-solid matter.

Debridement – The removal of foreign material and dead or damaged tissue.

Degenerative Joint Disease – Changes in the joint surfaces as a result of repetitive trauma.

Deltoid Ligament – Ligament that connects the tibia to bones of the medial aspect of the foot and is primarily responsible for stability of the ankle on the medial side. Is sprained less frequently than other ankle ligaments.

Deltoid Muscle – Muscles at top of the arm, just below the shoulder, responsible for shoulder motions to the front, side and back.

Disc, Intervertebral – A flat, rounded plate between each vertebrae of the spine. The disc consists of a thick fiber ring which surrounds a soft gel-like interior. It functions as a cushion and shock absorber for the spinal column.

Dislocation – Complete displacement of joint surfaces.

Eccentric Muscle Contraction – An overall lengthening of the muscle as it develops tension and contracts to control motion performed by an outside force; oft times referred to a "negative" contraction in weight training.

Eccymosis – Bleeding into the surface tissue below the skin, resulting in a "black and blue" effect.

Edema – Accumulation of fluid in organs and tissues of the body; swelling.

Effusion – Accumulation of fluid, in various spaces in the body, or the knee itself. Commonly, the knee has an effusion after an injury.

Electrical Galvanic Stimulation (EGS) – An electrical therapeutic modality that sends a current to the body at select voltages and frequencies in order to stimulate pain receptors, disperse edema, or neutralize muscle spasms among other functional applications.

Electromyogram (EMG) – Test to determine nerve function.

Epicondylitis – Inflammation in the elbow due to overuse.

Ethyl Chloride – "Cold spray," a chemical coolant sprayed onto an injury site to produce a local, mild anesthesia.

Fascia – A connective tissue sheath consisting of fibrous tissue and fat which unites the skin to the underlying tissues.

Fat Percentage – The amount of body weight that is adipose, fat tissue. Fat percentages can be calculated by underwater weighing, measuring select skinfold thickness, or by analyzing electrical impedance.

Femur – Thigh bone; longest bone in the body.

Fibula – Smaller of the two bones in the lower leg; runs from knee to the ankle along the outside of the lower leg.

Flexibility – The ability of muscle to relax and yield to stretch forces.

Flexibility Exercise – General term used to describe exercise performed by a player to passively or actively elongate soft tissue without the assistance of an athletic trainer.

Fracture – Breach in continuity of a bone. Types of fractures include simple, compound, comminuted, greenstick, incomplete, impacted, longitudinal, oblique, stress, or transverse.

Gamekeeper's Thumb – Tear of the ulnar collateral ligament of the metacar-pophalangeal joint of the thumb.

Glycogen – Form in which foods are stored in the body as energy.

Grade One Injury – A mild injury in which ligament, tendon, or other musculoskeletal tissue may have been stretched or contused, but not torn or otherwise disrupted.

Grade Two Injury – A moderate injury when musculoskeletal tissue has been partially, but not totally, torn which causes appreciable limitation in function of the injured tissue.

Grade Three Injury – A severe injury in which tissue has been significantly, and in some cases totally, torn or otherwise disrupted causing a virtual total loss of function.

Hamstring – Category of muscle that runs from the buttocks to the knee along the back of the thigh. It functions to flex the knee, and is oft times injured as a result of improper conditioning or lack of muscle flexibility.

Heat Cramps – Painful muscle spasms of the arms or legs caused by excessive body heat and depletion of fluids and electrolytes.

Heat Exhaustion – Mild form of shock due to dehydration because of excessive sweating when exposed to heat and humidity.

Heat Stroke – Condition of rapidly rising internal body temperature that overwhelms the body's mechanisms for release of heat and could result in death if not cared for appropriately.

Heel Cup – Orthotic device that is inserted into the shoe and worn under the heel to give support to the Achilles tendon and help absorb impacts at the heel.

Hematoma – Tumor-like mass produced by an accumulation of coagulated blood in a cavity.

Hip Pointer – Contusion to the iliac crest.

Hip Pack – Chemical pack that rests in water, approximately 160 degrees, and retains its heat for 15-20 minutes when placed in a towel for general therapeutic application.

Humerus – Bone of the upper arm that runs from the shoulder to the elbow.

Hydrotherapy – Treatment using water.

Hyperextension – Extreme extension of a limb or body part.

Illiotalband – A thick, wide fascial layer that runs from the iliac crest to the knee joint and is occasionally inflamed as a result of excessive running.

Impingement Syndrome – Pinching together of the supraspinatus muscle and other soft tissue in the shoulder, which is common in throwing.

Inflammation – The body's natural response to injury in which the injury site might display various degrees of pain, sweating, heat, redness, and/or loss of function.

Internal Rotation – Rotation of a joint or extremity medially, to the inside.

Lateral Collateral Ligament (LCL) – Ligament of knee attaching lateral femoral condyle to the fibula head. It provides lateral stability to the knee.

Lesion – Wound, injury or tumor.

Ligament – Band of fibrous tissue that connects bone to bone or bone to cartilage and supports and strengthens joints.

Lumbar Vertebrae – Five vertebrae of the lower back that articulate with the sacrum to form the lumbosacral joint.

Malleolus – Rounded projection on either side of the ankle joint.

Magnetic Resonance Imaging (MRI) – Imaging procedure in which a radio frequency pulse causes certain electrical elements of the injured tissue to react to this pulse and through this process a computer display and permanent film establish a visual image. MRI does not require radiation and is very useful in the diagnosis of soft tissue, disc, and meniscus injuries.

Medial Collateral Ligament (MCL) – Ligament of knee attaching to medial femoral condyle and to medial tibia. It provides medial stability to the knee.

Medial Retinaculum – The band of connective tissue that attaches to the medial structures of the knee joint, including the patella and patellar tendon.

Meniscectomy – An intra-articular surgical procedure of the knee by which all or part of the damaged meniscus is removed.

Meniscus – Crescent shaped cartilage, usually pertaining to the knee joint; also known as “cartilage.” There are two menisci in the knee, medial and lateral. These work to absorb weight within the knee and provide stability.

Metacarpals – Five long bones of the hand, running from the wrist to the fingers.

Metatarsals – Five long bones of the foot, running from the ankle to the toes.

Myositis – Inflammation of a muscle.

Necrotic – Relating to death of a portion of tissue.

Neoprene – Lightweight rubber used in joint and muscle sleeves designed to provide support and/or insulation and heat retention to the area.

Neuritis – Inflammation of a nerve.

Orthotic – Any device applied to or around the body in the care of physical impairment or disability, commonly used to control foot mechanics.

Parasthesia – Sensation of numbness or tingling, indicating nerve irritation.

Patella – The kneecap. The patella functions to protect the distal end of the femur as well as increase the mechanical advantage and force generating capacities of the quadriceps muscle group.

Patella Tendinitis – Inflammation of the patella ligament; also known as “jumper's knee.”

Patellar Femoral Joint – Articulation of the kneecap and femur. Inflammation of this joint can occur through: 1) acute injury to the patella, 2) overuse from excessive running particularly if there is an associated knee weakness, 3) chronic wear and tear of the knee, 4) as a result of poor foot mechanics. Patellofemoral irritation can lead to chondromalacia, which in its most chronic condition, could require surgery.

Peroneal Muscles – Group of muscles of the lateral lower leg that are responsible for everting the knee. Tendons of these three muscles are vital to the stability of the ankle and foot.

Phalanx – Any bone of the fingers or toes; plural is phalanges.

Phlebitis – Inflammation of a vein.

Plantar – Pertaining to the sole of the foot.

Plantar Fascia – The tight band of muscle beneath the arch of the foot.

Plica – Fold of tissue in the joint capsule and a common result of knee injury.

Pneumothorax – A collection of air or gas that enters the cavity surrounding the lungs as a result of a perforation through the chest wall or the cavity wall.

Posterior Cruciate Ligament (PCL) – A primary stabilizing ligament of the knee that provides significant stability and prevents displacement of the tibia backward within the knee joint. A complete tear of this ligament necessitating reconstruction could require up to 12 months of rehabilitation.

Quadricep Muscles “Quads” – A group of four muscles of the front thigh that run from the hip and form a common tendon at the patella; they are responsible for knee extension.

Radiography – Taking of X-rays.

Radius – Forearm bone on the thumb side.

Reconstruction – Surgical rebuilding of a joint using natural, artificial or transplanted materials.

Referred Pain – Pain felt in an undamaged area of body away from the actual injury.

Retraction – The moving of tissue to expose a part or structure of the body.

Rotator Cuff – Comprised of four muscles in the shoulder area that can be irritated by overuse. The muscles are the supraspinatus (most commonly injured), infra-spinatus, teres minor, and subscapularis.

Rotator Cuff Impingement Syndrome – A microtrauma or overuse injury caused by stress, and the four stages are: 1) Tendinitis with temporary thickening of the bursa and rotator cuff; 2) Fiber dissociation in the tendon with

permanent thickening of the bursa and scar formation; 3) A partial rotator cuff tear of less than 1 cm.; and 4) A complete tear of 1 cm. or more.

Sacrum - Group of five fused vertebrae located just below the lumbar vertebrae of the low back.

Scapula - Shoulder blade.

Sciatica - Irritation of the sciatic nerve resulting in pain or tingling running down the inside of the leg.

Sciatic Nerve - Major nerve that carries impulses for muscular action and sensations between the low back and thigh and lower leg; it is the longest nerve in the body.

Shin Splint - A catch-all syndrome describing pain in the shin that is not a fracture or tumor and cannot be defined otherwise.

Sorbothane - An energy absorbing polyurethane utilized in some foot orthotics to absorb shock forces of the foot.

Spasm (Theory) - Muscle soreness induced by exercise; is the result of reduced muscle blood flow, which results in pain.

Spleen - Large, solid organ responsible for the normal production and destruction of blood cells.

Spondylitis - Inflammation of one or more vertebrae.

Spondylolisthesis - Forward displacement of one vertebrae over another below it due to a developmental defect in the vertebrae.

Spondylosis - Abnormal vertebral fixation or immobility.

Sprain - Injury resulting from a stretch or twist of the joint and causes various degrees of stretch or tear of a ligament or other soft tissue at the joint.

Sternum - The breast bone.

Steroids - Any one of a large number of hormone-like substances. See Anabolic steroids and cortical steroids.

Stinger - Common term for plexus trauma in the neck.

Strain - Injury resulting from a pull or torsion to the muscle or tendon that causes various degrees of stretch or tear to the muscle or tendon tissue.

Stress Fracture - A hair-line type of break in a bone caused by overuse.

Stress X-ray - A continual X-ray taken when a portion of the body is stressed to its maximum in order to determine joint stability. This is a test utilized in some ankle injuries.

Stretching - Any therapeutic maneuver designed to elongate shortened soft tissue structures and thereby increase flexibility.

Subluxation - Partial dislocation of a joint. The term usually implies that the joint can return to its normal position without formal reduction.

Talus - The ankle bone that articulates with the tibia and fibula to form the ankle joint.

Target Heart Rate - A pre-determined pulse to be obtained during exercise when circulation is working at full efficient capacities.

Tarsals - Group of seven bones of the foot consisting of the calcaneal, talus, cuboid and three cuneiform bones.

Temporomandibular Joint (TMJ) - The articulation of the jaw and skull; considered by some to be vital in resolution of injuries throughout the body.

Tendinitis - Inflammation of the tendon and/or tendon sheath, caused by chronic overuse or sudden injury.

Tendon - Tissue that connects muscle to bone.

Tennis Elbow - General term for lateral elbow pain.

Thoracic - Group of twelve vertebrae located in the thorax and articulate with the twelve ribs.

Thoracic Outlet Compression Syndrome - A neuro-vascular disorder of the upper extremity common in throwing.

Tibia - Larger of the two bones of the lower leg and is the weight-bearing bone of the shin.

Tomograph - A special type of X-ray apparatus that demonstrates an organ or tissue at a particular depth.

Trachea - The windpipe.

Transcutaneous Electrical Nerve Stimulator (TENS) - An electrical modality that sends a mild current through pads at the injury site which stimulates the brain to release the natural analgesic, endorphin.

Transverse Process - Small lateral projection off the right side and left side of each vertebrae that functions as an attachment site for muscles and ligaments of the spine.

Trapezius - Flat triangular muscle covering the posterior surface of the neck and shoulder.

Triceps - Muscle of the back of the upper arm, primarily responsible for extending the elbow.

Turf Toe - Sprain of the metatarsophalangeal (MTP) joint of the great toe.

Ulna - Forearm bone that runs from the tip of the elbow to the little finger side of the wrist.

Ulnar Nerve - Nerve in elbow commonly irritated from excessive throwing.

Ultrasound - An electrical modality that transmits a sound wave through an applicator into the skin to the soft tissue in order to heat the local area for relaxing the injured tissue and/or disperse edema.

Valgus - Angulation outward and away from the midline of the body.

Varus - Angulation inward and toward the midline of the body.

Vasoconstriction - Decrease of local blood flow.

Vasodilation - Increase of local blood flow.

"Wind Knocked Out" - Syndrome describing a contraction of the abdominal nerve trunk, the solar plexus, as a result of an abdominal contusion.

Wrist - The junction between the two forearm bones (radius and ulna) and the eight wrist bones (trapezium, trapezoid, capitate, hamate, pisiform, triquetral, lunate and scaphoid).

Zygoma - The cheekbone.